



ORIGINAL

R. Wade Litchfield
Associate General Counsel
Regulatory
Florida Power & Light Company
700 Universe Boulevard
Juno Beach, FL 33408-0420
(561) 691-7101
(561) 691-7135 (Facsimile)

RECEIVED FPSC
06 NOV 13 PM 12:52
COMMISSION
CLERK

November 13, 2006

VIA HAND DELIVERY

Ms. Blanca S. Bayó, Director
Division of the Commission Clerk and
Administrative Services
Florida Public Service Commission
Betty Easley Conference Center, Room 110
2540 Shumard Oak Boulevard
Tallahassee, Florida 32399-0850

Re: Docket No. 060001-EI - Monthly Fuel Filings

Dear Ms. Bayó:

Enclosed herewith for filing are the original and five (5) copies of the following monthly fuel reports for FPL:

- (a) FPSC Forms 423-1, 423-1(a), and 423-1(b) for Florida Power & Light Company for the month of April 2006;
- (b) FPSC Forms 423-2, 423-2(a), and 423-2(b) for St. Johns River Power Park (SJRPP) for the month of April 2006; and
- (c) FPSC Forms 423-2, 423-2(a), and 423-2(b) for Plant Scherer for the month of March 2006.

CMP _____
 COM 5
 CTR _____
 ECR _____
 GCL _____
 OPC _____
 RCA _____
 SCR _____
 SGA _____
 SEC 1
 OTH _____

FPL's Request for Confidential Classification of the information removed from FPL FPSC Form 423 1(a) and SJRPP FPSC Forms 423-2, 423-2(a), and 423-2(b) is being filed under separate cover. Should you have any questions regarding this filing, please contact me at (561) 691-7101.

Thank you for your attention to this matter, I remain,

Sincerely,

R. Wade Litchfield

RECEIVED & FILED

FPSC OFFICE OF RECORDS


DOCUMENT NUMBER-DATE

10400 NOV 13 06

FPSC-COMMISSION CLERK

Doc/423 Fuel Filing/April 2006

MONTHLY REPORT OF COST AND QUALITY OF FUEL OIL FOR ELECTRIC PLANTS
ORIGIN, VOLUME, DELIVERED PRICE AND AS RECEIVED QUANTITY

1. REPORTING MONTH: APR YEAR: 2006
2. REPORTING COMPANY: FLORIDA POWER & LIGHT COMPANY
3. NAME, TITLE, TELEPHONE NUMBER OF CONTACT PERSON CONCERNING DATA
SUBMITTED ON THIS FORM: KORY DUBIN, REGULATORY AFFAIRS, (305) 552-4910.
4. SIGNATURE OF OFFICIAL SUBMITTING REPORT: 
5. DATE COMPLETED: 06/15/2006

LINE NO	PLANT	SUPPLIER	SHIPPING POINT	PURCHASE TYPE	DELIVERY LOCATION	DELIVERY DATE	TYPE OIL	SULFUR (%)	BTU CONTENT (BTU / GAL)	VOLUME (BBLs)	PRICE (\$/BBL)
1	MANATEE	SEMPRA	TAMPA - LOAD PORT	S	PORT MANATEE	04/29/2006	F06	0.96	149810	155317	50.5100
2	MARTIN	SHELL	RIVER	S	PALM BEACH	04/29/2006	F06	0.98	154357	132809	51.7500
3	PT. EVERGLADES	AMERIGAS	NA-TRUCK DELIVERY	STC		04/13/2006	PRO	N/A	N/A	7	66.0200
4	PT. EVERGLADES	AMERIGAS	NA-TRUCK DELIVERY	STC		04/29/2006	PRO	N/A	N/A	7	68.6300
5	RIVIERA	FERRELL	NA-TRUCK DELIVERY	STC		04/07/2006	PRO	N/A	N/A	7	82.2800
6	RIVIERA	FERRELL	NA-TRUCK DELIVERY	STC		04/14/2006	PRO	N/A	N/A	4	84.3800
7	RIVIERA	FERRELL	NA-TRUCK DELIVERY	STC		04/21/2006	PRO	N/A	N/A	1	85.2200
8	RIVIERA	FERRELL	NA-TRUCK DELIVERY	STC		04/26/2006	PRO	N/A	N/A	7	85.6400
9	RIVIERA	FERRELL	NA-TRUCK DELIVERY	STC		04/28/2006	PRO	N/A	N/A	1	85.2100
10	MARTIN	INDIANTOWN	NA-TRUCK DELIVERY	STC		04/25/2006	PRO	N/A	N/A	10	63.0000
11	MANATEE	SUBURBAN	NA-TRUCK DELIVERY	STC		04/28/2006	PRO	N/A	N/A	7	65.5100
12	CAPE CANAVERAL	SUBURBAN	NA-TRUCK DELIVERY	STC		04/06/2006	PRO	N/A	N/A	7	61.6000
13	MANATEE	SUBURBAN	NA-TRUCK DELIVERY	STC		04/03/2006	PRO	N/A	N/A	12	61.5600
14	MANATEE	SUBURBAN	NA-TRUCK DELIVERY	STC		04/06/2006	PRO	N/A	N/A	3	62.2100
15	MANATEE	SUBURBAN	NA-TRUCK DELIVERY	STC		04/10/2006	PRO	N/A	N/A	15	61.5300

FPSC-COMMISSION CLERK
 10400 NOV 13 2006
 DOCUMENT NUMBER-DATE
 FPSC FORM NO. 423-1 (04/2006)

MONTHLY REPORT OF COST AND QUALITY OF FUEL OIL FOR ELECTRIC PLANTS
 DETAIL OF INVOICE AND TRANSPORTATION CHARGES

FPSC FORM NO. 423-1 (a)

1. REPORTING MONTH: APR YEAR: 2006

2. REPORTING COMPANY: FLORIDA POWER LIGHT COMPANY

3. NAME, TITLE, TELEPHONE NUMBER OF CONTACT PERSON CONCERNING DATA
 SUBMITTED ON THIS FORM: KORY DUBIN, REGULATORY AFFAIRS, (305) 552-4910.

4. SIGNATURE OF OFFICIAL SUBMITTING REPORT: 

5. DATE COMPLETED: 06/15/2006

EDITED COPY

(A)	(B)	(C)	(D)	(E)	(F)	(G)	(H)	(I)	(J)	(K)	(L)	(M)	(N)	(O)	(P)	(Q)	(R)
LINE NO.	PLANT	SUPPLIER	DELIVERY LOCATION	DELIVERY DATE	TYPE OIL	VOLUME (BBL)	INVOICE PRICE (\$/BBL)	INVOICE AMOUNT (\$)	DISCOUNT (\$)	NET AMOUNT (\$)	NET PRICE (\$/BBL)	QUALITY ADJUST. (\$/BBL)	EFFECTIVE PUR PRICE (\$/BBL)	TRANSP TO TERM (\$/BBL)	ADDITIONAL TRANS CHGS (\$/BBL)	OTHER CHGS (\$/BBL)	DELIVERED PRICE (\$/BBL)
1	PMT	SEMPRA	PORT MANATEE	04/29/2006	F06	155317								0.0000			50.7457
2	PMR	SHELL	PALM BEACH	04/29/2006	F06	132809								0.0000			52.1879
3	PPE	AMERIGAS		04/13/2006	PRO	7	66.0200	462	0	462	66.0200	0.0000	66.0200	0.0000	0.0000	0.0000	66.0200
4	PPE	AMERIGAS		04/29/2006	PRO	7	68.6300	480	0	480	68.6300	0.0000	68.6300	0.0000	0.0000	0.0000	68.6300
5	PRV	FERRELL		04/07/2006	PRO	7	82.2800	576	0	576	82.2800	0.0000	82.2800	0.0000	0.0000	0.0000	82.2800
6	PRV	FERRELL		04/14/2006	PRO	4	84.3800	338	0	338	84.3800	0.0000	84.3800	0.0000	0.0000	0.0000	84.3800
7	PRV	FERRELL		04/21/2006	PRO	1	85.2200	85	0	85	85.2200	0.0000	85.2200	0.0000	0.0000	0.0000	85.2200
8	PRV	FERRELL		04/26/2006	PRO	7	85.6400	599	0	599	85.6400	0.0000	85.6400	0.0000	0.0000	0.0000	85.6400
9	PRV	FERRELL		04/28/2006	PRO	1	85.2100	85	0	85	85.2100	0.0000	85.2100	0.0000	0.0000	0.0000	85.2100
10	PMR	INDIANTOWN		04/25/2006	PRO	10	63.0000	630	0	630	63.0000	0.0000	63.0000	0.0000	0.0000	0.0000	63.0000
11	PMT	SUBURBAN		04/28/2006	PRO	7	65.5100	459	0	459	65.5100	0.0000	65.5100	0.0000	0.0000	0.0000	65.5100
12	PCC	SUBURBAN		04/06/2006	PRO	7	61.6000	431	0	431	61.6000	0.0000	61.6000	0.0000	0.0000	0.0000	61.6000
13	PMT	SUBURBAN		04/03/2006	PRO	12	61.5600	739	0	739	61.5600	0.0000	61.5600	0.0000	0.0000	0.0000	61.5600
14	PMT	SUBURBAN		04/06/2006	PRO	3	62.2100	187	0	187	62.2100	0.0000	62.2100	0.0000	0.0000	0.0000	62.2100
15	PMT	SUBURBAN		04/10/2006	PRO	15	61.5300	923	0	923	61.5300	0.0000	61.5300	0.0000	0.0000	0.0000	61.5300


FPSC FORM NO. 423-1(b)

MONTHLY REPORT OF COST AND QUALITY OF FUEL OIL FOR ELECTRIC PLANTS
REPORT OF ADJUSTMENTS TO PREVIOUS OIL DELIVERIES

1. REPORTING MONTH: APRIL YEAR: 2006

3. NAME, TITLE, & TELEPHONE NUMBER OF CONTACT PERSON CONCERNING DATA
SUBMITTED ON THIS FORM: KORY DUBIN, REGULATORY AFFAIRS,

2. REPORTING COMPANY: FLORIDA POWER & LIGHT COMPANY

4. SIGNATURE OF OFFICIAL SUBMITTING REPORT: 

5. DATE COMPLETE: 6/15/2006

LINE NO.	MONTH REPORTED	FORM PLANT NAME	SUPPLIER	ORIGINAL LINE NUMBER	OLD VOLUME (BBLs)	FORM NO.	COLUMN DESIGNATOR & TITLE	OLD VALUE	NEW VALUE	NEW DELIVERED PRICE (\$/BBL)	REASON FOR REVISION
(A)	(B)	(C)	(D)	(E)	(F)	(G)	(H)	(I)	(J)	(K)	(L)
1	NONE										

MONTHLY REPORT OF COST AND QUALITY OF COAL FOR ELECTRIC PLANTS
 DETAIL OF TRANSPORTATION CHARGES

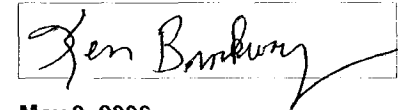
1. Report For Month/Yr: **April 2006**

4. Name, Title & Telephone Number of Contact

Person Concerning Data Submitted on this Form: **Korel M. Dubin (305-552-4910)**

2. Reporting Company: **Florida Power & Light**

5. Signature of Official Submitting Report:



3. Plant Name: **St. Johns River Power Park (SJRPP)**

6. Date Completed:

May 9, 2006

Line No.	Supplier Name	Mine Location	Shipping Point	Transportation Mode	Tons	Effective Purchase Price (\$/Ton)	Short Haul & Loading Charge (\$/Ton)	Rail Charges		Waterborne Charges				Total Transport Charges (\$/Ton)	FOB Plant Price (\$/Ton)	
								Rail Rate (\$/Ton)	Other Rail Charges (\$/Ton)	River Barge Rate (\$/Ton)	Trans-loading Rate (\$/Ton)	Ocean Barge Rate (\$/Ton)	Other Water Charges (\$/Ton)			Related Charges (\$/Ton)
(a)	(b)	(c)	(d)	(e)	(f)	(g)	(h)	(i)	(j)	(k)	(l)	(m)	(n)	(o)	(p)	(q)
1	Coal Marketing Company	45,IM,999	EL CERREJON	OC	37,634		0.00	0.00	0.00	0.00	0.00	0.00	0.00	0.00		48.85
2	DTE Clover, LLC	08,KY,095	CLOVER DTE	UR	14,336		0.00	0.00	0.00	0.00	0.00	0.00	0.00	0.00		51.54
3	Orlando Utilities Commissio	,FL,	DELIVERED	UR	23		0.00	0.00	0.00	0.00	0.00	0.00	0.00	0.00		50.00
4	Oxbow Carbon & Minerals Inc	,TX,	VALERO	OC	13,642		0.00	0.00	0.00	0.00	0.00	0.00	0.00	0.00		36.09

EDITED COPY

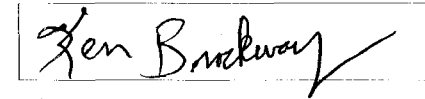
**MONTHLY REPORT OF COST AND QUALITY OF COAL FOR ELECTRIC PLANTS
ORIGIN, TONNAGE, DELIVERED PRICE AND AS RECEIVED QUALITY**

1. Report For Month/Yr: **April 2006**

4. Name, Title & Telephone Number of Contact
Person Concerning Data Submitted on this Form: **Korel M. Dubin (305-552-4910)**

2. Reporting Company: **Florida Power & Light**

5. Signature of Official Submitting Report:



3. Plant Name: **St. Johns River Power Park (SJRPP)**

6. Date Completed: **May 9, 2006**

Line No.	Supplier Name	Mine Location	Purchase Type	Transportation Mode	Tons	Effective Purchase Price (\$/Ton)	Total Trans Cost (\$/Ton)	FOB Plant Price (\$/Ton)	As Received Coal Quality			
									Sulfur Content (%)	Btu Content (%)	Ash Content (%)	Moisture Content (%)
(a)	(b)	(c)	(d)	(e)	(f)	(g)	(h)	(i)	(j)	(k)	(l)	(m)
1	Coal Marketing Company	45,IM,999	LTC	OC	37,634			48.85	0.64	11,338	8.50	12.37
2	DTE Clover, LLC	08,KY,095	LTC	UR	14,336			51.54	1.24	12,330	11.02	6.63
3	Orlando Utilities Commission	,FL,	S	UR	23			50.00	1.03	12,863	9.89	4.76
4	Oxbow Carbon & Minerals Inc.	,TX,	S	OC	13,642			36.09	6.44	14,047	0.40	7.07

EDITED COPY


**MONTHLY REPORT OF COST AND QUALITY OF COAL FOR ELECTRIC PLANTS
DETAIL OF INVOICE PURCHASE PRICE**

1. Report For Month/Yr: **April 2006**

4. Name, Title & Telephone Number of Contact
Person Concerning Data Submitted on this Form: **Korel M. Dubin (305-552-4910)**

2. Reporting Company: **Florida Power & Light**

5. Signature of Official Submitting Report:



3. Plant Name: **St. Johns River Power Park (SJRPP)**

6. Date Completed: **May 9, 2006**

Line No.	Supplier Name	Mine Location	Purchase Type	Tons	FOB Mine Price (\$/Ton)	Short Haul & Loading Charge	Original Invoice Price (\$/Ton)	Retro-active Price Increases (\$/Ton)	Base Price (\$/Ton)	Quality Adjustments (\$/Ton)	Effective Purchase Price (\$/Ton)
(a)	(b)	(c)	(d)	(e)	(f)	(g)	(h)	(i)	(j)	(k)	(l)
1	Coal Marketing Company	45,IM,999	LTC	37,634		0.00		0.00		0.00	
2	DTE Clover, LLC	08,KY,095	LTC	14,336		0.00		0.00		0.00	
3	Orlando Utilities Commission	,FL,	S	23		0.00		0.00		0.00	
4	Oxbow Carbon & Minerals Inc.	,TX,	S	13,642		0.00		0.00		0.00	

DUPLICATED COPY

**MONTHLY REPORT OF COST AND QUALITY OF COAL FOR ELECTRIC PLANTS
ORIGIN, TONNAGE, DELIVERED PRICE, AND AS RECEIVED QUALITY**

1. Reporting Month: **March** Year: **2006** 4. Name, Title & Telephone Number of Contact Person Concerning Data
Submitted on this Form: Korel M. Dubin
(305) 552-4910

2. Reporting Company: **FLORIDA POWER & LIGHT COMPANY**

3. Plant Name: **R.W.SCHERER** 5. Signature of Official Submitting Report: *Kenneth B. Rockway*

6. Date Completed: **19-May-06**

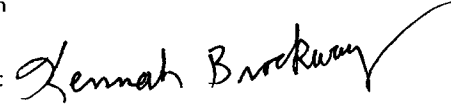
<u>Line No.</u> (a)	<u>Supplier Name</u> (b)	<u>Mine Location</u> (c)	<u>Purchase Type</u> (d)	<u>Transport Mode</u> (e)	<u>Tons</u> (f)	<u>Purchase Price (\$/Ton)</u> (g)	<u>Effective Transport Charges (\$/Ton)</u> (h)	<u>Total FOB Plant Price (\$/Ton)</u> (i)	<u>Sulfur Content (%)</u> (j)	<u>Btu Content (Btu/lb)</u> (k)	<u>Ash Content (%)</u> (l)	<u>Moisture Content (%)</u> (m)
(1)	KENNECOTT COAL SALES	19/WY/5	S	UR	63,598.62	8.048	22.80	30.848	0.22	8,827	5.62	25.84
(2)	KENNECOTT COAL SALES	19/WY/5	S	UR	23,372.39	7.137	22.84	29.977	0.34	8,725	5.03	27.85
(3)	POWDER RIVER COAL	19/WY/5	S	UR	61,782.09	9.153	22.80	31.953	0.20	8,860	4.34	26.75
(4)	COALSALES, LLC	19/WY/5	S	UR	14,569.67	8.214	22.75	30.964	0.36	8,485	5.33	29.17
(5)	COALSALES, LLC	19/WY/5	S	UR	18,095.68	6.965	22.87	29.835	0.36	8,395	5.10	29.80
(6)	SSM COAL AMERICAS LLC	55/IM/999	S	OC/UR	6,039.87	26.204	64.96	91.164	0.10	8,721	2.39	26.42

**MONTHLY REPORT OF COST AND QUALITY OF COAL FOR ELECTRIC PLANTS
DETAILED PURCHASED COAL INVOICE INFORMATION**

1. Reporting Month: **March** Year: **2006**
 2. Reporting Company: **FLORIDA POWER & LIGHT COMPANY**
 3. Plant Name: **R.W.SCHERER**

4. Name, Title & Telephone Number of Contact Person Concerning Data
 Submitted on this Form: **Korel M. Dubin**
 (305) 552-4910

5. Signature of Official Submitting Report:



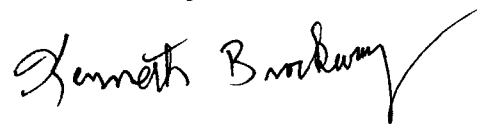
6. Date Completed: **19-May-06**

<u>Line No.</u>	<u>Supplier Name</u>	<u>Mine Location</u>	<u>Purch. Type</u>	<u>Tons</u>	<u>FOB Mine Price (\$/Ton)</u>	<u>Shorthaul & Loading Charges (\$/Ton)</u>	<u>Original Invoice Price (\$/Ton)</u>	<u>Retroactive Price Increase (\$/Ton)</u>	<u>Base Price (\$/Ton)</u>	<u>Quality Adjustments (\$/Ton)</u>	<u>Effective Purchase Price (\$/Ton)</u>
(a)	(b)	(c)	(d)	(e)	(f)	(g)	(h)	(i)	(j)	(k)	(l)
(1)	KENNECOTT COAL SALES	19/WY/5	S	63,598.62	8.025	-	8.025	-	8.025	0.023	8.048
(2)	KENNECOTT COAL SALES	19/WY/5	S	23,372.39	7.137	-	7.137	-	7.137	0.000	7.137
(3)	POWDER RIVER COAL	19/WY/5	S	61,782.09	9.095	-	9.095	-	9.095	0.058	9.153
(4)	COALSALES, LLC	19/WY/5	S	14,569.67	8.228	-	8.228	-	8.228	(0.014)	8.214
(5)	COALSALES, LLC	19/WY/5	S	18,095.68	6.891	-	6.891	-	6.891	0.074	6.965
(6)	SSM COAL AMERICAS LLC	55/1M/999	S	6,039.87	26.204	-	26.204	-	26.204	0.000	26.204

**MONTHLY REPORT OF COST AND QUALITY OF COAL FOR ELECTRIC PLANTS
DETAILED TRANSPORTATION INVOICE INFORMATION**

1. Reporting Month: **March** Year: **2006**
 2. Reporting Company: **FLORIDA POWER & LIGHT COMPANY**
 3. Plant Name: **R.W.SCHERER**

4. Name, Title & Telephone Number of Contact Person Concerning Data
 Submitted on this Form: **Korel M. Dubin**
 (305) 552-4910

5. Signature of Official Submitting Report: 
 6. Date Completed: **19-May-06**

Line No.	Supplier Name	Mine Location	Shipping Point	Transport Mode	Tons	Effective Purchase Price (\$/Ton)	Additional Shorthaul & Loading Charges (\$/Ton)	Rail Charges		Waterborne Charges				Total Transportation Charges (\$/Ton)	FOB Plant Price (\$/Ton)	
								Rail Rate (\$/Ton)	Other Rail Charges (\$/Ton)	River Barge Rate (\$/Ton)	Trans-loading Rate (\$/Ton)	Ocean Barge Rate (\$/Ton)	Other Water Charges (\$/Ton)			Other Related Charges (\$/Ton)
(a)	(b)	(c)	(d)	(e)	(f)	(g)	(h)	(i)	(j)	(k)	(l)	(m)	(n)	(o)	(p)	(q)
(1)	KENNECOTT COAL SALES	19/WY/5	CONVERSE JCT, WY	UR	63,598.62	8.048	-	22.80	-	-	-	-	-	-	22.80	30.848
(2)	KENNECOTT COAL SALES	19/WY/5	JACOBS JCT, WY	UR	23,372.39	7.137	-	22.84	-	-	-	-	-	-	22.84	29.977
(3)	POWDER RIVER COAL	19/WY/5	NACCO JCT, WY	UR	61,782.09	9.153	-	22.80	-	-	-	-	-	-	22.80	31.953
(4)	COALSALES, LLC	19/WY/5	CABALLO JCT, WY	UR	14,569.67	8.214	-	22.75	-	-	-	-	-	-	22.75	30.964
(5)	COALSALES, LLC	19/WY/5	RAWHIDE, JCT, WY	UR	18,095.68	6.965	-	22.87	-	-	-	-	-	-	22.87	29.835
(6)	SSM COAL AMERICAS LLC	55/IM/999	INDONESIA	OC/UR	6,039.87	26.204	-	28.70	-	-	-	36.26	-	-	64.96	91.164

CERTIFICATE OF SERVICE

I, THE UNDERSIGNED COUNSEL, HEREBY CERTIFY that copies of Florida Power & Light Company's forms 423-1, 423-1(a) edited, and 423-1(b) for the month of April, 2006, copies of St. Johns River Power Park edited forms 423-2, 423-2(a), and 423-2(b) for the month of April, 2006; and copies of Plant Scherer forms 423-2, 423-2(a), and 423-2(b) for the month of March, 2006 have been served via first class mail, postage prepaid to the parties listed below, this 13th day of November, 2006.

Lisa Bennett, Esq.
Wm. Cochran Keating VI, Esq. Division of
Legal Services
Florida Public Service Commission
2540 Shumard Oak Blvd.
Tallahassee, Florida 32399-0850

AARP(Twomey)
c/o Mike B. Twomey
P. O. Box 5256
Tallahassee, FL 32314-5256

Ausley Law Firm
Lee L. Willis/James D. Beasley
P.O. Box 391
Tallahassee, FL 32302

Beggs & Lane Law Firm
J. Stone/R. Badders/S. Griffin
P.O. Box 12950
Pensacola, FL 32591-2950

G. Sasso/J. Walls/D. Triplett
Carlton Fields Law Firm
P.O. Box 3239
Tampa, FL 33601-3239

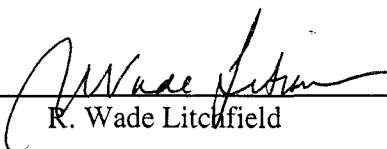
Federal Executive Agencies
Lt. Col. K. White/Capt. D. Williams
c/o AFLSA/JACL-ULT
139 Barnes Drive, Suite 1
Tyndall AFB, FL 32403-5319

Florida Industrial Power Users Group
(McWhirter)
John W. McWhirter, Jr.
c/o McWhirter Reeves
400 North Tampa Street, Suite 2450
Tampa, FL 33602

Messer Law Firm
Norman H. Horton, Jr.
P.O. Box 1876
Tallahassee, FL 32302-1876

Office of Public Counsel
P. Christensen/C. Beck/J. McGlothlin
c/o The Florida Legislature
111 West Madison Street, Room 812
Tallahassee, FL 32399-1400

Office of the Attorney General
C. Crist/J. Shreve/C. Bradley
The Capitol – PL01
Tallahassee, FL 32399


R. Wade Litchfield