

# AUSLEY & McMULLEN

ATTORNEYS AND COUNSELORS AT LAW

227 SOUTH CALHOUN STREET  
P.O. BOX 391 (ZIP 32302)  
TALLAHASSEE, FLORIDA 32301  
(850) 224-9115 FAX (850) 222-7560

# ORIGINAL

November 15, 2006

HAND DELIVERED

Ms. Blanca S. Bayo, Director  
Division of Commission Clerk  
and Administrative Services  
Florida Public Service Commission  
2540 Shumard Oak Boulevard  
Tallahassee, Florida 32399-0850

RECEIVED-FPSC  
06 NOV 15 PM 3:16  
COMMISSION  
CLERK

Re: Fuel and Purchased Power Cost Recovery Clause  
and Generating Performance Incentive Factor;  
FPSC Docket No. 060001-EI

Dear Ms. Bayo:

Enclosed for filing in the above-styled docket are the original and ten (10) copies of Tampa Electric Company's Forms 423-1, 423-1(a), 423-1(b), 423-2, 423-2(a), 423-2(b) and 423-2(c) for the month of September 2006. Portions of Forms 423-1(a), 423-2, 423-2(a) and 423-2(b) have been whited out to delete certain confidential proprietary business information which is the subject of a separate request for specified confidential treatment being simultaneously filed herewith.

Please acknowledge receipt and filing of the above by stamping the duplicate copy of this letter and returning same to this writer.

Thank you for your assistance in connection with this matter.

- CMP \_\_\_\_\_
- COM \_\_\_\_\_
- CTR \_\_\_\_\_
- ECR \_\_\_\_\_
- GCL \_\_\_\_\_
- OPC \_\_\_\_\_
- RCA \_\_\_\_\_
- SCR \_\_\_\_\_
- SGA \_\_\_\_\_
- SEC \_\_\_\_\_
- OTH \_\_\_\_\_

RECEIVED & FILED  
FPSC BUREAU OF RECORDS

Sincerely,

James D. Beasley

JDB/pp  
Enclosures

cc: All Parties of Record (w/o encls.)

DOCUMENT NUMBER-DATE

10497 NOV 15 06

FPSC-COMMISSION CLERK

MONTHLY REPORT OF COST AND QUALITY OF FUEL OIL FOR ELECTRIC PLANTS  
ORIGIN, VOLUME, DELIVERED PRICE AND AS RECEIVED QUALITY

1. Reporting Month: September Year: 2006  
2. Reporting Company: Tampa Electric Company

3. Name, Title & Telephone Number of Contact Person Concerning Data  
Submitted on this Form: Jeffrey Chronister, Assistant Controller  
(813) - 228 - 1609

4. Signature of Official Submitting Report:   
Jeffrey Chronister, Assistant Controller

5. Date Completed: November 15, 2006

Line No. (a)	Plant Name (b)	Supplier Name (c)	Shipping Point (d)	Purchase Type (e)	Delivery Location (f)	Delivery Date (g)	Type Oil (h)	Sulfur Content % (i)	BTU Content (BTU/Gal) (j)	Volume (Bbls) (k)	Delivered Price (\$/Bbl) (l)
1.	Polk	BP/Polk	Tampa	MTC	Polk	09/21/06	F02	*	*	534.62	\$76.5787
2.	Polk	BP/Polk	Tampa	MTC	Polk	09/22/06	F02	*	*	532.10	\$75.3188
3.	Polk	BP/Polk	Tampa	MTC	Polk	09/23/06	F02	*	*	176.57	\$75.3188
4.	Polk	BP/Polk	Tampa	MTC	Polk	09/24/06	F02	*	*	887.29	\$75.3187
5.	Polk	BP/Polk	Tampa	MTC	Polk	09/25/06	F02	*	*	531.95	\$76.0747
6.	Polk	BP/Polk	Tampa	MTC	Polk	09/26/06	F02	*	*	176.45	\$76.5998
7.	Phillips	Transmontaigne/Phillips	Tampa	MTC	Phillips	09/01/06	F06	*	*	315.33	\$58.0250
8.	Phillips	Transmontaigne/Phillips	Tampa	MTC	Phillips	09/05/06	F06	*	*	311.52	\$56.1450
9.	Phillips	Transmontaigne/Phillips	Tampa	MTC	Phillips	09/06/06	F06	*	*	314.48	\$56.1449
10.	Phillips	Transmontaigne/Phillips	Tampa	MTC	Phillips	09/07/06	F06	*	*	311.29	\$56.1450
11.	Phillips	Transmontaigne/Phillips	Tampa	MTC	Phillips	09/08/06	F06	*	*	316.31	\$56.1449
12.	Phillips	Transmontaigne/Phillips	Tampa	MTC	Phillips	09/11/06	F06	*	*	315.03	\$54.4420


\* No analysis Taken  
FPSC FORM 423-1 (2/87)

MONTHLY REPORT OF COST AND QUALITY OF FUEL OIL FOR ELECTRIC PLANTS  
 DETAIL OF INVOICE AND TRANSPORTATION CHARGES

1. Reporting Month: September Year: 2006  
 2. Reporting Company: Tampa Electric Company

3. Name, Title & Telephone Number of Contact Person Concerning Data  
 Submitted on this Form: Jeffrey Chronister, Assistant Controller  
 (813) - 228 - 1609

4. Signature of Official Submitting Report:



Jeffrey Chronister, Assistant Controller

5. Date Completed: November 15, 2006


Line No. (a)	Plant Name (b)	Supplier Name (c)	Delivery Location (d)	Delivery Date (e)	Type Oil (f)	Volume (Bbls) (g)	Invoice Price (\$/Bbl) (h)	Invoice Amount \$ (i)	Discount \$ (j)	Net Amount \$ (k)	Net Price (\$/Bbl) (l)	Quality Adjust. (\$/Bbl) (m)	Effective Purchase Price (\$/Bbl) (n)	Transport to Terminal (\$/Bbl) (o)	Add'l Transport Charges (\$/Bbl) (p)	Other Charges (\$/Bbl) (q)	Delivered Price (\$/Bbl) (r)
1.	Polk	BP/Polk	Polk	09/21/06	F02	534.62									\$0.0000	\$0.0000	\$76.5787
2.	Polk	BP/Polk	Polk	09/22/06	F02	532.10									\$0.0000	\$0.0000	\$75.3188
3.	Polk	BP/Polk	Polk	09/23/06	F02	176.57									\$0.0000	\$0.0000	\$75.3188
4.	Polk	BP/Polk	Polk	09/24/06	F02	887.29									\$0.0000	\$0.0000	\$75.3187
5.	Polk	BP/Polk	Polk	09/25/06	F02	531.95									\$0.0000	\$0.0000	\$76.0747
6.	Polk	BP/Polk	Polk	09/26/06	F02	176.45									\$0.0000	\$0.0000	\$76.5998
7.	Phillips	Transmontaigne/Phillips	Phillips	09/01/06	F06	315.33									\$0.0000	\$0.0000	\$58.0250
8.	Phillips	Transmontaigne/Phillips	Phillips	09/05/06	F06	311.52									\$0.0000	\$0.0000	\$56.1450
9.	Phillips	Transmontaigne/Phillips	Phillips	09/06/06	F06	314.48									\$0.0000	\$0.0000	\$56.1449
10.	Phillips	Transmontaigne/Phillips	Phillips	09/07/06	F06	311.29									\$0.0000	\$0.0000	\$56.1450
11.	Phillips	Transmontaigne/Phillips	Phillips	09/08/06	F06	316.31									\$0.0000	\$0.0000	\$56.1449
12.	Phillips	Transmontaigne/Phillips	Phillips	09/11/06	F06	315.03									\$0.0000	\$0.0000	\$54.4420

\* No analysis Taken  
 FPSC FORM 423-1(a) (2/87)

MONTHLY REPORT OF COST AND QUALITY OF FUEL OIL FOR ELECTRIC PLANTS  
 REPORT OF ADJUSTMENTS TO PREVIOUS OIL DELIVERIES

1. Reporting Month: September Year: 2006  
 2. Reporting Company: Tampa Electric Company

3. Name, Title & Telephone Number of Contact Person Concerning Data  
 Submitted on this Form: Jeffrey Chronister, Director Financial Reporting  
 (813) - 228 - 1609

4. Signature of Official Submitting Report:   
 Jeffrey Chronister, Assistant Controller

5. Date Completed: November 15, 2006

Line No. (a)	Month Reported (b)	Form Plant Name (c)	Supplier (d)	Original Line Number (e)	Old Volume (Bbls) (f)	Form No. (g)	Column Designator & Title (h)	Old Value (i)	New Value (j)	New Delivered Price (\$/Bbls) (k)	Reason for Revision (l)
-----------------	-----------------------	------------------------	-----------------	-----------------------------	--------------------------	-----------------	----------------------------------	------------------	------------------	--------------------------------------	----------------------------

None.


MONTHLY REPORT OF COST AND QUALITY OF COAL FOR ELECTRIC PLANTS  
ORIGIN, TONNAGE, DELIVERED PRICE AND AS RECEIVED QUALITY

1. Reporting Month: September Year: 2006

2. Reporting Company: Tampa Electric Company

3. Plant Name: TECO Bulk Terminal Transfer Facility - Big Bend Station (1)

4. Name, Title & Telephone Number of Contact Person Concerning Data  
Submitted on this Form: Jeffrey Chronister, Assistant Controller  
(813) - 228 - 1609

5. Signature of Official Submitting Form:   
Jeffrey Chronister, Assistant Controller

6. Date Completed: November 15, 2006

Line No. (a)	Supplier Name (b)	Mine Location (c)	Purchase Type (d)	Transport Mode (e)	Tons (f)	Effective Purchase Price (\$/Ton) (g)	Total Transport Charges (\$/Ton) (h)	Delivered Price Transfer Facility (\$/Ton) (i)	As Received Coal Quality			
									Sulfur Content % (j)	BTU Content (BTU/lb) (k)	Ash Content % (l)	Moisture Content % (m)
1.	Alliance Coal	10,IL,193	LTC	RB	40,419.10			\$49.590	3.09	11,831	6.11	12.29
2.	Coal Sales	10,IL,157	LTC	RB	79,353.80			\$41.650	2.98	11,049	8.88	13.17
3.	Dodge Hill Mining	9,KY,225	LTC	RB	35,041.60			\$53.060	2.50	12,486	9.13	7.61
4.	Dodge Hill Mining	9,KY,225	LTC	RB	7,610.10			\$53.220	2.64	12,423	9.11	7.67
5.	Knight Hawk	10,IL,77&145	S	RB	25,909.92			\$41.010	3.26	11,291	9.41	11.44
6.	Coal Sales	10,IL,59	LTC	RB	18,567.20			\$44.740	2.83	12,180	8.77	8.63
7.	Dodge Hill Mining	9,KY,225	LTC	RB	17,099.20			\$53.560	2.64	12,423	9.11	7.67
8.	Dodge Hill Mining	10,IL,165	LTC	RB	29,423.80			\$50.870	3.00	12,047	9.29	9.00
9.	Knight Hawk	10,IL,77&145	LTC	RB	22,357.52			\$42.050	3.33	11,296	9.91	10.96
10.	SMCC	9, KY, 233	S	RB	29,833.30			\$44.310	2.88	11,572	10.57	10.38
11.	SSM Petcoke	N/A	N/A	OB	14,263.90			\$42.000	5.48	13,996	0.30	7.81
12.	Phoenix	9,KY,177	S	RB	16,085.60			\$38.590	2.99	10,606	13.72	12.66
13.	Phoenix	9,KY,177	S	RB	9,697.80			\$45.090	2.59	10,639	12.90	13.31

(1) As TECO Bulk Terminal Transfer Facility is a central storage site for coal prior to its delivery to the power plant, the coal from suppliers noted on this schedule is usually delivered to Big Bend Station but could ultimately be delivered to Polk Station.


MONTHLY REPORT OF COST AND QUALITY OF COAL FOR ELECTRIC PLANTS  
 DETAILED PURCHASED COAL INVOICE INFORMATION

1. Reporting Month: September Year: 2006

2. Reporting Company: Tampa Electric Company

3. Plant Name: TECO Bulk Terminal Transfer Facility - Big Bend Station (1)

4. Name, Title & Telephone Number of Contact Person Concerning Data  
 Submitted on this Form: Jeffrey Chronister, Assistant Controller  
 (813) - 228 - 1609

5. Signature of Official Submitting Form:   
 Jeffrey Chronister, Assistant Controller

6. Date Completed: November 15, 2006

Line No. (a)	Supplier Name (b)	Mine Location (c)	Purchase Type (d)	Tons (e)	F.O.B. (2) Mine Price (\$/Ton) (f)	Shorthaul & Loading Charges (\$/Ton) (g)	Original Invoice Price (\$/Ton) (h)	Retro-active Price Adjustments (\$/Ton) (i)	Base Price (\$/Ton) (j)	Quality Adjustments (\$/Ton) (k)	Effective Purchase Price (\$/Ton) (l)
1.	Alliance Coal	10,IL,193	LTC	40,419.10	N/A	\$0.00		\$0.000		\$0.000	
2.	Coal Sales	10,IL,157	LTC	79,353.80	N/A	\$0.00		\$0.000		\$0.000	
3.	Dodge Hill Mining	9,KY,225	LTC	35,041.60	N/A	\$0.00		\$0.000		\$0.000	
4.	Dodge Hill Mining	9,KY,225	LTC	7,610.10	N/A	\$0.00		\$0.000		\$0.000	
5.	Knight Hawk	10,IL,77&145	S	25,909.92	N/A	\$0.00		\$0.000		\$0.000	
6.	Coal Sales	10,IL,59	LTC	18,567.20	N/A	\$0.00		\$0.000		\$0.000	
7.	Dodge Hill Mining	9,KY,225	LTC	17,099.20	N/A	\$0.00		\$0.000		\$0.000	
8.	Dodge Hill Mining	10,IL,165	LTC	29,423.80	N/A	\$0.00		\$0.000		\$0.000	
9.	Knight Hawk	10,IL,77&145	LTC	22,357.52	N/A	\$0.00		\$0.000		\$0.000	
10.	SMCC	9, KY, 233	S	29,833.30	N/A	\$0.00		\$0.000		\$0.000	
11.	SSM Petcoke	N/A	N/A	14,263.90	N/A	\$0.00		\$0.000		\$0.000	
12.	Phoenix	9,KY,177	S	16,085.60	N/A	\$0.00		\$0.000		\$0.000	
13.	Phoenix	9,KY,177	S	9,697.80	N/A	\$0.00		\$0.000		\$0.000	

(1) As TECO Bulk Terminal Transfer Facility is a central storage site for coal prior to its delivery to the power plant, the coal from suppliers noted on this schedule is usually delivered to Big Bend Station but could ultimately be delivered to Polk Station.

(2) Tampa Electric purchases coal F.O.B. shipping point or F.O.B. destination.

MONTHLY REPORT OF COST AND QUALITY OF COAL FOR ELECTRIC PLANTS  
 DETAIL OF TRANSPORTATION CHARGES

1. Reporting Month: September Year: 2006

2. Reporting Company: Tampa Electric Company

3. Plant Name: TECO Bulk Terminal Transfer Facility - Big Bend Station (1)

4. Name, Title & Telephone Number of Contact Person Concerning Data  
 Submitted on this Form: Jeffrey Chronister, Assistant Controller  
 (813) - 228 - 1609

5. Signature of Official Submitting Form:  Jeffrey Chronister, Assistant Controller

6. Date Completed: November 15, 2006

Line No. (a)	Supplier Name (b)	Mine Location (c)	Shipping Point (d)	Transport Mode (e)	Tons (f)	(2) Effective Purchase Price (\$/Ton) (g)	Add'l Shorthaul & Loading Charges (\$/Ton) (h)	Rail Charges		Waterborne Charges					Total Transportation Charges (\$/Ton) (p)	Delivered Price Facility (\$/Ton) (q)	
								Rail Rate (\$/Ton) (i)	Other Rail Charges (\$/Ton) (j)	River Barge Rate (\$/Ton) (k)	Trans-loading Rate (\$/Ton) (l)	Ocean Barge Rate (\$/Ton) (m)	Other Water Charges (\$/Ton) (n)	Other Related Charges (\$/Ton) (o)			
1.	Alliance Coal	10,IL,193	White Cnty., IL	RB	40,419.10		\$0.000	\$0.000									\$49.590
2.	Coal Sales	10,IL,157	Randolph Cnty., IL	RB	79,353.80		\$0.000	\$0.000									\$41.650
3.	Dodge Hill Mining	9,KY,225	Union Cnty., KY	RB	35,041.60		\$0.000	\$0.000									\$53.060
4.	Dodge Hill Mining	9,KY,225	Saline Cnty., IL	RB	7,610.10		\$0.000	\$0.000									\$53.220
5.	Knight Hawk	10,IL,77&145	Jackson & Perry Cnty., IL	RB	25,909.92		\$0.000	\$0.000									\$41.010
6.	Coal Sales	10,IL,59	Gallatin Cnty., IL	RB	18,567.20		\$0.000	\$0.000									\$44.740
7.	Dodge Hill Mining	9,KY,225	Union Cnty, KY	RB	17,099.20		\$0.000	\$0.000									\$53.560
8.	Dodge Hill Mining	10,IL,165	Saline Cnty., IL	RB	29,423.80		\$0.000	\$0.000									\$50.870
9.	Knight Hawk	10,IL,77&145	Jackson & Perry Cnty., IL	RB	22,357.52		\$0.000	\$0.000									\$42.050
10.	SMCC	9, KY, 233	Webster Cnty., KY	RB	29,833.30		\$0.000	\$0.000									\$44.310
11.	SSM Petcoke	N/A	Davant, La.	OB	14,263.90		\$0.000	\$0.000									\$42.000
12.	Phoenix	9,KY,177	Muhlenberg Cnty., KY	RB	16,085.60		\$0.000	\$0.000									\$38.590
13.	Phoenix	9,KY,177	Muhlenberg Cnty., KY	RB	9,697.80		\$0.000	\$0.000									\$45.090

(1) As TECO Bulk Terminal Transfer Facility is a central storage site for coal prior to its delivery to the power plant, the coal from suppliers noted on this schedule is usually delivered to Big Bend Station but could ultimately be delivered to Polk Station.

(2) Tampa Electric purchases coal F.O.B. shipping point or F.O.B. destination.

MONTHLY REPORT OF COST AND QUALITY OF COAL FOR ELECTRIC PLANTS  
 ORIGIN, TONNAGE, DELIVERED PRICE AND AS RECEIVED QUALITY


1. Reporting Month: September Year: 2006

2. Reporting Company: Tampa Electric Company

3. Plant Name: TECO Bulk Terminal Transfer Facility - Polk Station (1)

4. Name, Title & Telephone Number of Contact Person Concerning Data  
 Submitted on this Form: Jeffrey Chronister, Assistant Controller  
 (813) 228 - 1609

5. Signature of Official Submitting Form:



Jeffrey Chronister, Assistant Controller

6. Date Completed: November 15, 2006

Line No. (a)	Supplier Name (b)	Mine Location (c)	Purchase Type (d)	Transport Mode (e)	Tons (f)	Effective Purchase Price (\$/Ton) (g)	Total Transport Charges (\$/Ton) (h)	Delivered Price Transfer Facility (\$/Ton) (i)	As Received Coal Quality			
									Sulfur Content % (j)	BTU Content (BTU/lb) (k)	Ash Content % (l)	Moisture Content % (m)
1.	SSM Petcoke	N/A	S	RB	21,804.64			\$46.480	4.83	14,009	0.34	7.77

(1) As TECO Bulk Terminal Transfer Facility is a central storage site for coal prior to its delivery to the power plant, the coal from suppliers noted on this schedule is usually delivered to Polk Station but could ultimately be delivered to Big Bend Station.




MONTHLY REPORT OF COST AND QUALITY OF COAL FOR ELECTRIC PLANTS  
 DETAILED PURCHASED COAL INVOICE INFORMATION

1. Reporting Month: September Year: 2006

2. Reporting Company: Tampa Electric Company

3. Plant Name: TECO Bulk Terminal Transfer Facility - Polk Station (1)

4. Name, Title & Telephone Number of Contact Person Concerning Data  
 Submitted on this Form: Jeffrey Chronister, Manager Financial Reporting  
 (813) - 228 - 1609

5. Signature of Official Submitting Form:   
 Jeffrey Chronister, Assistant Controller

6. Date Completed: November 15, 2006

No. (a)	Line Supplier Name (b)	Mine Location (c)	Type (d)	Purchase Tons (e)	F.O.B.(2) Mine Price (\$/Ton) (f)	Shorthaul & Loading Charges (\$/Ton) (g)	Original Invoice Price (\$/Ton) (h)	Retro- active Price Adjustments (\$/Ton) (i)	Base Price (\$/Ton) (j)	Quality Adjust- ments (\$/Ton) (k)	Effective Purchase Price (\$/Ton) (l)
1.	SSM Petcoke	N/A	S	21,804.64	N/A	\$0.000		\$0.000		\$0.000	

(1) As TECO Bulk Terminal Transfer Facility is a central storage site for coal prior to its delivery to the power plant, the coal from suppliers noted on this schedule is usually delivered to Polk Station but could ultimately be delivered to Big Bend Station.

(2) Tampa Electric purchases coal F.O.B. shipping point or F.O.B. destination.


MONTHLY REPORT OF COST AND QUALITY OF COAL FOR ELECTRIC PLANTS  
 DETAIL OF TRANSPORTATION CHARGES

1. Reporting Month: September Year: 2006

2. Reporting Company: Tampa Electric Company

3. Plant Name: TECO Bulk Terminal Transfer Facility - Polk Station (1)

4. Name, Title & Telephone Number of Contact Person Concerning Data  
 Submitted on this Form: Jeffrey Chronister, Assistant Controller  
 (813) 228 - 1609

5. Signature of Official Submitting Form:  Jeffrey Chronister, Assistant Controller

6. Date Completed: November 15, 2006

Line No. (a)	Supplier Name (b)	Mine Location (c)	Shipping Point (d)	Transport Mode (e)	Tons (f)	(2) Effective Purchase Price (\$/Ton) (g)	Add'l Shorthaul & Loading Charges (\$/Ton) (h)	Rail Charges		Waterborne Charges					Total Transportation Charges (\$/Ton) (p)	Delivered Price Transfer Facility (\$/Ton) (q)	
								Rail Rate (\$/Ton) (i)	Other Rail Charges (\$/Ton) (j)	River Barge Rate (\$/Ton) (k)	Trans-loading Rate (\$/Ton) (l)	Ocean Barge Rate (\$/Ton) (m)	Other Water Charges (\$/Ton) (n)	Other Related Charges (\$/Ton) (o)			
1.	SSM Petcoke	N/A	Davant, La.	RB	21,804.64		\$0.000		\$0.000								\$46.480

(1) As TECO Bulk Terminal Transfer Facility is a central storage site for coal prior to its delivery to the power plant, the coal from suppliers noted on this schedule is usually delivered to Polk Station but could ultimately be delivered to Big Bend Station.

MONTHLY REPORT OF COST AND QUALITY OF COAL FOR ELECTRIC PLANTS  
 ORIGIN, TONNAGE, DELIVERED PRICE AND AS RECEIVED QUALITY

1. Reporting Month: September Year: 2006  
 2. Reporting Company: Tampa Electric Company  
 3. Plant Name: Big Bend Station

4. Name, Title & Telephone Number of Contact Person Concerning Data  
 Submitted on this Form: Jeffrey Chronister, Assistant Controller  
 (813) - 228 - 1609

5. Signature of Official Submitting Form:



Jeffrey Chronister, Assistant Controller


6. Date Completed: November 15, 2006

Line No. (a)	Supplier Name (b)	Mine Location (c)	Purchase Type (d)	Transport Mode (e)	Tons (f)	Effective Purchase Price (\$/Ton) (g)	Total Transport Charges (\$/Ton) (h)	FOB Plant Price (\$/Ton) (i)	Sulfur Content % (j)	BTU Content (BTU/lb) (k)	Ash Content % (l)	Moisture Content % (m)
1.	Transfer Facility	N/A	N/A	OB	301,946.00			\$60.801	2.79	11785	9.24	10.12

MONTHLY REPORT OF COST AND QUALITY OF COAL FOR ELECTRIC PLANTS  
 DETAILED PURCHASED COAL INVOICE INFORMATION

1. Reporting Month: September Year: 2006  
 2. Reporting Company: Tampa Electric Company  
 3. Plant Name: Big Bend Station

4. Name, Title & Telephone Number of Contact Person Concerning Data  
 Submitted on this Form: Jeffrey Chronister, Assistant Controller  
 (813) - 228 - 1609

5. Signature of Official Submitting Form:   
 Jeffrey Chronister, Assistant Controller

6. Date Completed: November 15, 2006


Line No. (a)	Supplier Name (b)	Mine Location (c)	Purchase Type (d)	Tons (e)	F.O.B. Mine Price (\$/Ton) (f)	Shorthaul & Loading Charges (\$/Ton) (g)	Original Invoice Price (\$/Ton) (h)	Retro-active Price Adjustments (\$/Ton) (i)	Base Price (\$/Ton) (j)	Quality Adjustments (\$/Ton) (k)	Effective Purchase Price (\$/Ton) (l)
1.	Transfer Facility	N/A	N/A	301,946.00	N/A	\$0.000		\$0.000		\$0.000	

MONTHLY REPORT OF COST AND QUALITY OF COAL FOR ELECTRIC PLANTS  
 DETAIL OF TRANSPORTATION CHARGES

1. Reporting Month: September Year: 2006  
 2. Reporting Company: Tampa Electric Company  
 3. Plant Name: Big Bend Station

4. Name, Title & Telephone Number of Contact Person Concerning Data  
 Submitted on this Form: Jeffrey Chronister, Assistant Controller  
 (813) - 228 - 1609

5. Signature of Official Submitting Form:



Jeffrey Chronister, Assistant Controller


6. Date Completed: November 15, 2006

Line No. (a)	Supplier Name (b)	Mine Location (c)	Shipping Point (d)	Transport Mode (e)	Tons (f)	Effective Purchase Price (\$/Ton) (g)	Add'l Shorthaul & Loading Charges (\$/Ton) (h)	Rail Rate (\$/Ton) (i)	Other Rail Charges (\$/Ton) (j)	River Barge Rate (\$/Ton) (k)	Trans-loading Rate (\$/Ton) (l)	Ocean Barge Rate (\$/Ton) (m)	Other Water Charges (\$/Ton) (n)	Other Related Charges (\$/Ton) (o)	Total Transportation Charges (\$/Ton) (p)	FOB Plant Price (\$/Ton) (q)
1.	Transfer Facility	N/A	Davant, La.	OB	301,946.00		\$0.000		\$0.000							\$60.801

MONTHLY REPORT OF COST AND QUALITY OF COAL FOR ELECTRIC PLANTS  
 ORIGIN, TONNAGE, DELIVERED PRICE AND AS RECEIVED QUALITY

1. Reporting Month: September Year: 2006  
 2. Reporting Company: Tampa Electric Company  
 3. Plant Name: Polk Station

4. Name, Title & Telephone Number of Contact Person Concerning Data  
 Submitted on this Form: Jeffrey Chronister, Assistant Controller  
 (813) 228 - 1609

5. Signature of Official Submitting Form:   
 Jeffrey Chronister, Assistant Controller


6. Date Completed: November 15, 2006

Line No. (a)	Supplier Name (b)	Mine Location (c)	Purchase Type (d)	Transport Mode (e)	Tons (f)	Effective Purchase Price (\$/Ton) (g)	Total Transport Charges (\$/Ton) (h)	FOB Plant Price (\$/Ton) (i)	As Received Coal Quality			
									Sulfur Content % (j)	BTU Content (BTU/lb) (k)	Ash Content % (l)	Moisture Content % (m)
1.	Transfer facility	N/A	N/A	OB	35,745.00			\$58.074	4.73	14,217	1.12	5.01

MONTHLY REPORT OF COST AND QUALITY OF COAL FOR ELECTRIC PLANTS  
 DETAILED PURCHASED COAL INVOICE INFORMATION

1. Reporting Month: September Year: 2006  
 2. Reporting Company: Tampa Electric Company  
 3. Plant Name: Polk Station

4. Name, Title & Telephone Number of Contact Person Concerning Data  
 Submitted on this Form: Jeffrey Chronister, Assistant Controller  
 (813) 228 - 1609

5. Signature of Official Submitting Form:   
 Jeffrey Chronister, Assistant Controller

6. Date Completed: November 15, 2006


Line No. (a)	Supplier Name (b)	Mine Location (c)	Purchase Type (d)	Tons (e)	F.O.B. Mine Price (\$/Ton) (f)	Shorthaul & Loading Charges (\$/Ton) (g)	Original Invoice Price (\$/Ton) (h)	Retro-active Price Adjustments (\$/Ton) (i)	Base Price (\$/Ton) (j)	Quality Adjustments (\$/Ton) (k)	Effective Purchase Price (\$/Ton) (l)
1.	Transfer facility	N/A	N/A	35,745.00	N/A	\$0.000		\$0.000		\$0.000	

MONTHLY REPORT OF COST AND QUALITY OF COAL FOR ELECTRIC PLANTS  
 DETAIL OF TRANSPORTATION CHARGES

1. Reporting Month: September Year: 2006  
 2. Reporting Company: Tampa Electric Company  
 3. Plant Name: Polk Station

4. Name, Title & Telephone Number of Contact Person Concerning Data  
 Submitted on this Form: Jeffrey Chronister, Assistant Controller,  
 (813) 228 - 1609

5. Signature of Official Submitting Form:  
 6. Date Completed: November 15, 2006




Jeffrey Chronister, Assistant Controller

Line No. (a)	Supplier Name (b)	Mine Location (c)	Shipping Point (d)	Transport Mode (e)	Tons (f)	Rail Charges		Waterborne Charges					Total Transportation Charges (p)	FOB Plant Price (q)		
						Effective Purchase Price (\$/Ton) (g)	Add'l Shorthaul & Loading Charges (\$/Ton) (h)	Rail Rate (\$/Ton) (i)	Other Rail Charges (\$/Ton) (j)	River Barge Rate (\$/Ton) (k)	Trans-loading Rate (\$/Ton) (l)	Ocean Barge Rate (\$/Ton) (m)			Other Water Charges (\$/Ton) (n)	Other Related Charges (\$/Ton) (o)
1.	Transfer facility	N/A	N/A	OB	35,745.00		\$0.000	\$0.000								\$60.029



MONTHLY REPORT OF COST AND QUALITY OF COAL FOR ELECTRIC PLANTS  
 REPORT OF ADJUSTMENTS TO PREVIOUS COAL DELIVERED

- 3. Name, Title & Telephone Number of Contact Person Concerning Data Submitted on this Form: Jeffrey Chronister, Assistant Controller (813) 228 - 1609
- 4. Signature of Official Submitting Report:  Jeffrey Chronister, Assistant Controller
- 5. Date Completed: November 15, 2006

- 1. Reporting Month: September Year: 2006
- 2. Reporting Company: Tampa Electric Company

Line No. (a)	Month Reported (b)	Form Plant Name (c)	Intended Generating Plant (d)	Supplier (e)	Original Line Number (f)	Old Volume Tons (g)	Form No. (h)	Column Designator & Title (i)	Old Value (j)	New Value (k)	Delivered Price Transfer Facility (\$/Ton) (l)	Reason for Revision (m)
--------------	--------------------	---------------------	-------------------------------	--------------	--------------------------	---------------------	--------------	-------------------------------	---------------	---------------	--	-------------------------

None.