

MONTHLY REPORT OF COST AND QUALITY OF FUEL FOR ELECTRIC PLANTS
ORIGIN, VOLUME, DELIVERED PRICE AND AS RECEIVED QUALITY

1. REPORTING MONTH: 09/2006
2. REPORTING COMPANY: FLORIDA POWER

090001-EI

3. NAME, TITLE & TELEPHONE NUMBER OF CONTACT PERSON CONCERNING DATA

SUBMITTED ON THIS FORM: DAPHNE INGRAM, (919) 546-7908

4. SIGNATURE OF OFFICIAL SUBMITTED REPORT:

JAMES KING
MANAGER, REGULATED BACK OFFICE

5. DATE COMPLETED: 11/08/2006

DOCUMENT NUMBER - DATE
11050 DEC-1 08
FPSC-COMMISSION CLERK

LINE NO.	PLANT NAME	SUPPLIER NAME	SHIPPING POINT	PURCHASE TYPE	DELIVERY LOCATION	DELIVERY DATE	TYPE OIL	SULFER CONTENT (%)	BTU CONTENT (Btu/gal)	VOLUME (Bbls)	DELIVERED PRICE (\$/Bbl)
(a)	(b)	(c)	(d)	(e)	(f)	(g)	(h)	(i)	(j)	(k)	(l)
1	Anclote	Transfer Facility	Central Tampa Tank Farm	N/A	FOB PLANT	9/2006	FO2	0.50	138,000	688	\$2.9373
2	Bartow Steam Plant	RIO Energy International Inc.	Houston, TX	MTC	FOB TERMINAL	9/2006	FO6	1.44	157,627	664,301	\$41.8898
3	Crystal River	Central Oil Company Inc.	Tampa, FL	S	FOB PLANT	9/2006	FO2	0.03	135,926	141	\$98.3879
4	Crystal River	Transfer Facility	Central Tampa Tank Farm	N/A	FOB PLANT	9/2006	FO2	0.50	138,000	6,192	\$3.9448
5	DeBary Peakers	Colonial Oil Industries Inc	Jacksonville, FL	MTC	FOB PLANT	9/2006	FO2	0.28	138,000	9,409	\$78.4190
6	Intercession City Peakers	Transfer Facility	Central Tampa Tank Farm	N/A	FOB PLANT	9/2006	FO2	0.50	138,000	6,231	\$2.5059
7	Suwannee Steam Plant	Colonial Oil Industries Inc.	Jacksonville, FL	S	FOB PLANT	9/2006	FO6	0.93	154,000	7,450	\$48.7312
8	Suwannee Steam Plant	RIO Energy International Inc	St. Marks, FL	MTC	FOB PLANT	9/2006	FO6	0.95	159,149	8,746	\$59.4640
9	Suwannee Steam Plant	TexPar Energy LLC	Tolcdo, OH	S	FOB PLANT	9/2006	FO6	1.01	155,729	6,586	\$58.7318
10	Turner Peakers	Colonial Oil Industries Inc.	Jacksonville, FL	MTC	FOB PLANT	9/2006	FO2	0.28	138,000	16,770	\$80.0142

CONFIDENTIAL

DECLASSIFIED

PHM 5-11-09

DECLASSIFIED

CONFIDENTIAL

MONTHLY REPORT OF COST AND QUALITY OF FUEL FOR ELECTRIC PLANTS
ORIGIN, VOLUME, DELIVERED PRICE AND AS RECEIVED QUALITY

1 REPORTING 09/2006
2 REPORTING FLORIDA POWER CORPORATION

3. NAME, TITLE & TELEPHONE NUMBER OF CONTACT PERSON CONCERNING DATA

SUBMITTED ON THIS FORM: DAPHNE INGRAM, (919) 546-7908

4. SIGNATURE OF OFFICIAL SUBMITTED REPORT:

JAMES KING
MANAGER, REGULATED BACK OFFICE

5. DATE COMPLETED: 11/08/2006

LINE NO (a)	PLANT (b)	SUPPLIER (c)	DELIVERY LOCATION (d)	DELIVERY DATE (e)	TYPE OIL (f)	VOLUME (Bbl) (g)	INVOICE PRICE (\$/Bbl) (h)	INVOICE AMOUNT (\$) (i)	DISCOUN (\$) (j)	NET AMOUNT (\$) (k)	NET PRICE ADJUST (\$/Bbl) (l)	QUALITY (\$/Bbl) (m)	EFFECTIVE PURCHASE PRICE (\$/Bbl) (n)	TRANSPORT TO TERMINAL (\$/Bbl) (o)	ADDITIONAL TRANSPORT (\$/Bbl) (p)	OTHER CHARGE (\$/Bbl) (q)	DELIVERED PRICE (\$/Bbl) (r)
1	Anclote	Transfer Facility	FOB PLANT	9/2006	FO2	688	\$0.00	\$0.00	\$0.00	\$0.00	\$0.00	\$0.00	\$2.94	\$0.00	\$2.94	\$0.00	\$2.94
2	Bartow Steam Plant	RIO Energy International Inc	FOB TERMINAL	9/2006	FO6	664,301	\$47.89	\$31,813,851.16	\$0.00	\$31,813,851.16	\$47.89	\$0.25	\$48.14	\$0.73	\$0.00	(\$6.99)	\$41.89
3	Crystal River	Central Oil Company inc.	FOB PLANT	9/2006	FO2	141	\$91.30	\$12,872.70	\$0.00	\$12,872.70	\$91.30	\$0.00	\$91.30	\$7.09	\$0.00	\$0.00	\$98.39
4	Crystal River	Transfer Facility	FOB PLANT	9/2006	FO2	6,192	\$0.00	\$0.00	\$0.00	\$0.00	\$0.00	\$0.00	\$3.94	\$0.00	\$3.94	\$0.00	\$3.94
5	DeBary Peakers	Colonial Oil Industries Inc.	FOB PLANT	9/2006	FO2	9,409	\$76.07	\$715,716.98	\$0.00	\$715,716.98	\$76.07	\$0.00	\$76.07	\$2.35	\$0.00	\$0.00	\$78.42
6	Intercession City Peakers	Transfer Facility	FOB PLANT	9/2006	FO2	6,231	\$0.00	\$0.00	\$0.00	\$0.00	\$0.00	\$0.00	\$2.51	\$0.00	\$2.51	\$0.00	\$2.51
7	Suwannee Steam Plant	Colonial Oil Industries Inc.	FOB PLANT	9/2006	FO6	7,450	\$41.26	\$307,463.84	\$0.00	\$307,463.84	\$41.26	\$0.00	\$41.26	\$7.47	\$0.00	\$0.00	\$48.73
8	Suwannee Steam Plant	RIO Energy International Inc.	FOB PLANT	9/2006	FO6	8,746	\$59.46	\$520,030.78	\$0.00	\$520,030.78	\$59.46	\$0.00	\$59.46	\$0.00	\$0.00	\$0.00	\$59.46
9	Suwannee Steam Plant	TexPar Energy LLC	FOB PLANT	9/2006	FO6	6,586	\$58.73	\$386,788.52	\$0.00	\$386,788.52	\$58.73	\$0.00	\$58.73	\$0.00	\$0.00	\$0.00	\$58.73
10	Turner Peakers	Colonial Oil Industries Inc.	FOB PLANT	9/2006	FO2	16,770	\$77.46	\$1,299,076.00	\$0.00	\$1,299,076.00	\$77.46	\$0.00	\$77.46	\$2.55	\$0.00	\$0.00	\$80.01

DECLASSIFIED

MONTHLY REPORT OF COST AND QUALITY OF COAL FOR ELECTRIC PLANTS
ORIGIN, TONNAGE, DELIVERED PRICE AND AS RECEIVED QUALITY

- 1. Report for: Mo. September 2006
- 2. Reporting Company: Florida Power Corporation
- 3. Plant Name: Crystal River 1 & 2

4. Name, Title and Telephone Number of Contact Person Concerning Data Submitted on this Form
Jon Putnam - Business Financial Analyst
(919) 546-6368

5. Signature of Official Submitting Report

Jennifer Ellis - Manager Regulated Contracts and Fuel Accounting

6. Date Completed: November 9, 2006

Line No.	Supplier Name	Mine Location	Purchase Type	Transportation Mode	Tons	Effective Purchase Price (\$/Ton)	Total Transportation Cost (\$/Ton)	F.O.B. Plant Price (\$/Ton)	As Received Coal Quality				
									Percent Sulfur (%)	Btu Content (Btu/lb)	Percent Ash (%)	Percent Moisture (%)	
(a)	(b)	(c)	(d)	(e)	(f)	(g)	(h)	(i)	(j)	(k)	(l)	(m)	
1	Alpha Coal Sales Co. LLC	8, KY, 119	MTC	UR	10,781	\$44.62	\$28.57	\$73.19	0.73	12,476	9.39	7.19	✓
2	B&W Resources Inc	8, KY, 51	MTC	UR	10,526	\$52.50	\$27.34	\$79.84	0.88	11,928	12.47	7.21	✓
3	B&W Resources Inc	8, KY, 51	MTC	UR	20,162	\$46.50	\$27.33	\$73.83	0.87	12,061	12.48	5.99	✓
4	Consol Energy Inc.	8, KY, 119	MTC	UR	78,391	\$55.09	\$27.41	\$82.50	1.08	12,552	9.07	6.73	✓
5	Massey Utility Sales Company	8, WV, 5	MTC	UR	10,353	\$51.75	\$28.96	\$80.71	0.75	12,414	12.53	5.49	✓
6	Massey Utility Sales Company	8, KY, 195	MTC	UR	10,884	\$51.75	\$27.46	\$79.21	0.99	11,976	12.11	7.55	✓
7	Sequoia Energy LLC	8, KY, 95	MTC	UR	30,633	\$48.67	\$27.34	\$76.00	1.08	13,150	6.75	5.76	✓

DECLASSIFIED

MONTHLY REPORT OF COST AND QUALITY OF COAL FOR ELECTRIC PLANTS
 ORIGIN, TONNAGE, DELIVERED PRICE AND AS RECEIVED QUALITY

- 1. Report for: Mo. September 2006
- 2. Reporting Company: Florida Power Corporation
- 3. Plant Name: Crystal River 1 & 2

4. Name, Title and Telephone Number of Contact
 Person Concerning Data Submitted on this Form
 Jon Putnam - Business Financial Analyst
 (919) 546-6368

5. Signature of Official Submitting Report

Jennifer Ellis

 Jennifer Ellis - Manager Regulated Contracts and Fuel Accounting

6. Date Completed: November 9, 2006

Line No.	Supplier Name	Mine Location	Purchase Type	Tons	F.O.B. Mine Price (\$/Ton)	Short Haul & Loading Charges (\$/Ton)	Original Invoice Price (\$/Ton)	Retro-active Price Inc(Dec) (\$/Ton)	Base Price (\$/Ton)	Quality Adjust-ments (\$/Ton)	Effective Purchase Price (\$/Ton)
(a)	(b)	(c)	(d)	(e)	(f)	(g)	(h)	(i)	(j)	(k)	(l)
1	Alpha Coal Sales Co. LLC	8, KY, 119	MTC	10,781	\$ 43.00	\$0.00	\$43.00	\$0.00	\$43.00	\$1.62	\$44.62 ✓
2	B&W Resources Inc	8, KY, 51	MTC	10,526	\$ 52.50	\$0.00	\$52.50	\$0.00	\$52.50	\$0.00	\$52.50 ✓
3	B&W Resources Inc	8, KY, 51	MTC	20,162	\$ 46.50	\$0.00	\$46.50	\$0.00	\$46.50	\$0.00	\$46.50 ✓
4	Consol Energy Inc.	8, KY, 119	MTC	78,391	\$ 52.00	\$0.00	\$52.00	\$0.00	\$52.00	\$3.09	\$55.09 ✓
5	Massey Utility Sales Company	8, WV, 5	MTC	10,353	\$ 51.75	\$0.00	\$51.75	\$0.00	\$51.75	\$0.00	\$51.75 ✓
6	Massey Utility Sales Company	8, KY, 195	MTC	10,884	\$ 51.75	\$0.00	\$51.75	\$0.00	\$51.75	\$0.00	\$51.75 ✓
7	Sequoia Energy LLC	8, KY, 95	MTC	30,633	\$ 47.00	\$0.00	\$47.00	\$0.00	\$47.00	\$1.67	\$48.67 ✓

DECLASSIFIED

MONTHLY REPORT OF COST AND QUALITY OF COAL FOR ELECTRIC PLANTS
ORIGIN, TONNAGE, DELIVERED PRICE AND AS RECEIVED QUALITY

- 1. Report for: Mo. September 2006
- 2. Reporting Company: Florida Power Corporation
- 3. Plant Name: Crystal River 1 & 2

4. Name, Title and Telephone Number of Contact
Person Concerning Data Submitted on this Form
Jon Putnam - Business Financial Analyst
(919) 546-6368

5. Signature of Official Submitting Report

Jennifer Ellis - Manager Regulated Contracts and Fuel Accounting

6. Date Completed: November 9, 2006

Line No.	Supplier Name	Mine Location	Shipping Point	Transportation Mode	Tons	Effective Purchase Price (\$/Ton)	Additional Shorthaul & Loading Charges (\$/Ton)	Rail Rate (\$/Ton)	Other Rail Charges (\$/Ton)	River Barge Rate (\$/Ton)	Trans-loading Rate (\$/Ton)	Ocean Barge Rate (\$/Ton)	Other Water Charges (\$/Ton)	Other Related Charges (\$/Ton)	Transportation Charges (\$/Ton)	F.O.B. Plant Price (\$/Ton)
(a)	(b)	(c)	(d)	(e)	(f)	(g)	(h)	(i)	(j)	(k)	(l)	(m)	(n)	(o)	(p)	(q)
1	Alpha Coal Sales Co. LLC	8, KY, 119	Yellow Creek, KY	UR	10,781	\$44.62	N/A	\$24.91	\$3.66	N/A	N/A	N/A	N/A	N/A	\$28.57	\$73.19
2	B&W Resources Inc	8, KY, 51	Resource, KY	UR	10,526	\$52.50	N/A	\$23.63	\$3.71	N/A	N/A	N/A	N/A	N/A	\$27.34	\$79.84
3	B&W Resources Inc	8, KY, 51	Resource, KY	UR	20,162	\$46.50	N/A	\$23.63	\$3.70	N/A	N/A	N/A	N/A	N/A	\$27.33	\$73.83
4	Consol Energy Inc.	8, KY, 119	Mousie, KY	UR	78,391	\$55.09	N/A	\$23.75	\$3.66	N/A	N/A	N/A	N/A	N/A	\$27.41	\$82.50
5	Massey Utility Sales Company	8, WV, 5	Sylvester, WV	UR	10,353	\$51.75	N/A	\$25.25	\$3.71	N/A	N/A	N/A	N/A	N/A	\$28.96	\$80.71
6	Massey Utility Sales Company	8, KY, 195	Goff, KY	UR	10,884	\$51.75	N/A	\$23.75	\$3.71	N/A	N/A	N/A	N/A	N/A	\$27.46	\$79.21
7	Sequoia Energy LLC	8, KY, 95	Bardo, KY	UR	30,633	\$48.67	N/A	\$23.63	\$3.71	N/A	N/A	N/A	N/A	N/A	\$27.34	\$76.00

DECLASSIFIED

MONTHLY REPORT OF COST AND QUALITY OF COAL FOR ELECTRIC PLANTS
ORIGIN, TONNAGE, DELIVERED PRICE AND AS RECEIVED QUALITY

- 1. Report for: Mo. September 2006
- 2. Reporting Company: Florida Power Corporation
- 3. Plant Name: Crystal River 1 & 2

4. Name, Title and Telephone Number of Contact Person Concerning Data Submitted on this Form
Jon Putnam - Business Financial Analyst
(919) 546-2678

5. Signature of Official Submitting Report

Jennifer Ellis - Manager Regulated Contracts and Fuel Accountin

6. Date Completed: November 9, 2006

Line No.	Month Reported	Form Plant Name	Intended Generating Plant	Supplier	Original Line Number	Old Volume (tons)	Form No.	Column Title	Old Value	New Value	New F.O.B. Plant Price	Reason for Revision
(a)	(b)	(c)	(d)	(e)	(f)	(g)	(h)	(i)	(j)	(k)	(l)	(m)
1	1/06	CR 1&2	CR 1&2	Constellation Energy Commodities Group Inc	5	9,444	2B	(j) Other Rail Charges	\$1.08	\$1.11	✓ \$86.43	Correction to Rate
2	6/06	CR 1&2	CR 1&2	Consol Energy Inc.	4	51,675	2A	(k) Quality Adjustments	\$0.00	\$2.56	✓ \$82.03	Quality Price Adjustment
3	7/06	CR 1&2	CR 1&2	Alpha Coal Sales Co. LLC	2	30,433	2A	(k) Quality Adjustments	\$0.43	\$1.14	✓ \$72.23	Quality Price Adjustment
4	7/06	CR 1&2	CR 1&2	B&W Resources Inc.	4	20,845	2B	(j) Other Rail Charges	\$2.66	\$2.69	✓ \$73.19	Correction to Rate
5	8/06	CR 1&2	CR 1&2	Massey Utility Sales Company	6	13,076	2	(f) Tons	1,076	13,076	✓	Typographical Error
6	8/06	CR 1&2	CR 1&2	Alpha Coal Sales Co. LLC	1	10,722	2A	(k) Quality Adjustments	\$2.29	\$0.69	✓ \$74.76	Quality Price Adjustment


DECLASSIFIED

MONTHLY REPORT OF COST AND QUALITY OF COAL FOR ELECTRIC PLANTS
ORIGIN, TONNAGE, DELIVERED PRICE AND AS RECEIVED QUALITY

- 1. Report for: Mo. September 2006
- 2. Reporting Company: Florida Power Corporation
- 3. Plant Name: Crystal River 4 & 5

4. Name, Title and Telephone Number of Contact
Person Concerning Data Submitted on this Form
Jon Putnam - Business Financial Analyst
(919) 546-6368

5. Signature of Official Submitting Report



Jennifer Ellis, Manager Regulated Contracts and Fuel Accounting

6. Date Completed: November 9, 2006

Line No.	Supplier Name	Mine Location	Purchase Type	Transportation Mode	Tons	Effective Purchase Price (\$/Ton)	Total Transportation Cost (\$/Ton)	F.O.B. Plant Price (\$/Ton)	As Received Coal Quality				
									Percent Sulfur (%)	Btu Content (Btu/lb)	Percent Ash (%)	Percent Moisture (%)	
(a)	(b)	(c)	(d)	(e)	(f)	(g)	(h)	(i)	(j)	(k)	(l)	(m)	
1	Alliance MC Mining	8, KY, 195	LTC	UR	28,796	\$61.30	\$27.51	\$88.81	0.72	12,501	8.98	7.45	✓
2	Alpha Coal Sales Co LLC	8, KY, 119	MTC	UR	10,088	\$43.45	\$28.67	\$72.12	0.69	12,632	8.98	6.41	✓
3	CAM-Kentucky LLC	8, KY, 195	MTC	UR	22,687	\$43.45	\$28.67	\$72.12	0.62	12,579	10.85	5.79	✓
4	Constellation Energy Commodities Group Inc	8, WV, 39	S	UR	11,040	\$34.75	\$27.54	\$62.29	0.72	12,206	12.72	6.18	✓
5	Massey Utility Sales Company	8, WV, 5	MTC	UR	51,026	\$51.14	\$29.05	\$80.19	0.70	12,762	12.18	4.53	✓
6	Massey Utility Sales Company	8, WV, 5	MTC	UR	21,351	\$60.50	\$29.06	\$89.56	0.68	11,990	13.32	6.87	✓
7	NRG Power Marketing Inc	8, WV, 39	S	UR	9,424	\$60.50	\$29.05	\$89.55	0.63	12,491	8.64	6.72	✓
8	Transfer Facility	N/A	N/A	GB	112,194	\$54.51	\$29.06	\$83.57	0.55	11,644	5.24	11.58	
9	Transfer Facility	N/A	N/A	GB	177,051	\$54.05	\$7.21	\$61.26	0.64	12,238	8.72	8.76	

DECLASSIFIED

MONTHLY REPORT OF COST AND QUALITY OF COAL FOR ELECTRIC PLANTS
ORIGIN, TONNAGE, DELIVERED PRICE AND AS RECEIVED QUALITY

- 1. Report for: Mo. September 2006
- 2. Reporting Company: Florida Power Corporation
- 3. Plant Name: Crystal River 4 & 5

4. Name, Title and Telephone Number of Contact Person Concerning Data Submitted on this Form
Jon Putnam - Business Financial Analyst
(919) 546-6368

5. Signature of Official Submitting Report



Jennifer Ellis, Manager Regulated Contracts and Fuel Accounting

6. Date Completed: November 9, 2006

Line No.	Supplier Name	Mine Location	Purchase Type	Tons	F.O.B. Mine Price (\$/Ton)	Short Haul & Loading Charges (\$/Ton)	Original Invoice Price (\$/Ton)	Retro-active Price Inc(Dec) (\$/Ton)	Base Price (\$/Ton)	Quality Adjust-ments (\$/Ton)	Effective Purchase Price (\$/Ton)
(a)	(b)	(c)	(d)	(e)	(f)	(g)	(h)	(i)	(j)	(k)	(l)
1	Alliance MC Mining	8, KY, 195	LTC	28,796	\$ 61.00	\$0.00	\$61.00	\$0.00	\$61.00	\$0.30	\$61.30
2	Alpha Coal Sales Co LLC	8, KY, 119	MTC	10,088	\$ 43.00	\$0.00	\$43.00	\$0.00	\$43.00	\$0.45	\$43.45
3	CAM-Kentucky LLC	8, KY, 195	MTC	22,687	\$ 34.75	\$0.00	\$34.75	\$0.00	\$34.75	\$0.00	\$34.75
4	Constellation Energy Commodities Group Inc	8, WV, 39	S	11,040	\$ 52.40	\$0.00	\$52.40	\$0.00	\$52.40	(\$1.26)	\$51.14
5	Massey Utility Sales Company	8, WV, 5	MTC	51,026	\$ 60.50	\$0.00	\$60.50	\$0.00	\$60.50	\$0.00	\$60.50
6	Massey Utility Sales Company	8, WV, 5	MTC	21,351	\$ 60.50	\$0.00	\$60.50	\$0.00	\$60.50	\$0.00	\$60.50
7	NRG Power Marketing Inc	8, WV, 39	S	9,424	\$ 54.55	\$0.00	\$54.55	\$0.00	\$54.55	(\$0.04)	\$54.51
8	Transfer Facility	N/A	N/A	112,194	\$ 54.05	\$0.00	\$54.05	\$0.00	\$54.05	N/A	\$54.05
9	Transfer Facility	N/A	N/A	177,051	\$ 70.01	\$0.00	\$70.01	\$0.00	\$70.01	N/A	\$70.01


DECLASSIFIED

MONTHLY REPORT OF COST AND QUALITY OF COAL FOR ELECTRIC PLANTS
ORIGIN, TONNAGE, DELIVERED PRICE AND AS RECEIVED QUALITY

- 1. Report for: Mo. September 2006
- 2. Reporting Company: Florida Power Corporation
- 3. Plant Name: Crystal River 4 & 5

4. Name, Title and Telephone Number of Contact
Person Concerning Data Submitted on this Form
Jon Putnam - Business Financial Analyst
(919) 546-6368

5. Signature of Official Submitting Report



Jennifer Ellis, Manager Regulated Contracts and Fuel Accounting

6. Date Completed: November 9, 2006

Line No.	Supplier Name	Mine Location	Shipping Point	Transportation Mode	Tons	Effective Purchase Price (\$/Ton)	Additional Shorthaul & Loading Charges (\$/Ton)	Rail Rate (\$/Ton)	Other Rail Charges (\$/Ton)	River Barge Rate (\$/Ton)	Trans-loading Rate (\$/Ton)	Ocean Barge Rate (\$/Ton)	Other Water Charges (\$/Ton)	Other Related Charges (\$/Ton)	Transportation Charges (\$/Ton)	F.O.B. Plant Price (\$/Ton)
(a)	(b)	(c)	(d)	(e)	(f)	(g)	(h)	(i)	(j)	(k)	(l)	(m)	(n)	(o)	(p)	(q)
1	Alliance MC Mining	8, KY, 195	Scotts Branch, KY	UR	28,796	\$61.30	N/A	\$23.75	\$3.76	N/A	N/A	N/A	N/A	N/A	\$27.51	\$88.81
2	Alpha Coal Sales Co LLC	8, KY, 119	Yellow Creek, KY	UR	10,088	\$43.45	N/A	\$24.91	\$3.76	N/A	N/A	N/A	N/A	N/A	\$28.67	\$72.12
3	CAM-Kentucky LLC	8, KY, 195	Damron Fork, KY	UR	22,687	\$34.75	N/A	\$23.75	\$3.79	N/A	N/A	N/A	N/A	N/A	\$27.54	\$62.29
4	Constellation Energy Commodities Grc	8, WV, 39	Toms Fork	UR	11,040	\$51.14	N/A	\$25.25	\$3.80	N/A	N/A	N/A	N/A	N/A	\$29.05	\$80.19
5	Massey Utility Sales Company	8, WV, 5	Sylvester, WV	UR	51,026	\$60.50	N/A	\$25.25	\$3.81	N/A	N/A	N/A	N/A	N/A	\$29.06	\$89.56
6	Massey Utility Sales Company	8, WV, 5	Hutchinson, WV	UR	21,351	\$60.50	N/A	\$25.25	\$3.80	N/A	N/A	N/A	N/A	N/A	\$29.05	\$89.55
7	NRG Power Marketing Inc	8, WV, 39	Hobet	UR	9,424	\$54.51	N/A	\$25.25	\$3.81	N/A	N/A	N/A	N/A	N/A	\$29.06	\$83.57
8	Transfer Facility	N/A	Mobile, AL	GB	112,194	\$54.05	N/A	N/A	N/A	N/A	N/A	\$6.54	\$0.68	N/A	\$7.21	\$61.26
9	Transfer Facility	N/A	Plaquemines, Pa	GB	177,051	\$70.01	N/A	N/A	N/A	N/A	N/A	\$7.43	\$0.69	N/A	\$8.12	\$78.13

DECLASSIFIED

MONTHLY REPORT OF COST AND QUALITY OF COAL FOR ELECTRIC PLANTS
ORIGIN, TONNAGE, DELIVERED PRICE AND AS RECEIVED QUALITY

- 1. Report for: Mo. September 2006
- 2. Reporting Company: Florida Power Corporation
- 3. Plant Name: Crystal River 4 & 5

4. Name, Title and Telephone Number of Contact
Person Concerning Data Submitted on this Form
Jon Putnam - Business Financial Analyst
(919) 546-2678

5. Signature of Official Submitting Report

Jennifer Ellis - Manager Regulated Contracts and Fuel Accounting

6. Date Completed: November 9, 2006

Line No.	Month Reported	Form Plant Name	Intended Generating Plant	Supplier	Original Line Number	Old Volume (tons)	Form No.	Column Title	Old Value	New Value	New F.O.B. Plant Price	Reason for Revision
(a)	(b)	(c)	(d)	(e)	(f)	(g)	(h)	(i)	(j)	(k)	(l)	(m)
1	5/06	CR 4&5	CR 4&5	Massey Utility Sales Company	3	20,252	2A	(k) Quality Adjustments	\$2.41	\$1.54	\$93.14	Quality Price Adjustment

1
42-28

DECLASSIFIED

MONTHLY REPORT OF COST AND QUALITY OF COAL FOR ELECTRIC PLANTS
ORIGIN, TONNAGE, DELIVERED PRICE AND AS RECEIVED QUALITY

- 1. Report for: Mo. September 2006
- 2. Reporting Company: Florida Power Corporation
- 3. Plant Name: McDuffie Coal Terminal

4. Name, Title and Telephone Number of Contact
Person Concerning Data Submitted on this Form
Jon Putnam - Business Financial Analyst
(919) 546-6368

5. Signature of Official Submitting Report


Jennifer Ellis - Manager Regulated Contracts and Fuel Accounting

6. Date Completed: November 9, 2006

Line No.	Supplier Name	Mine Location	Purchase Type	Transportation Mode	Tons	Effective Purchase Price (\$/Ton)	Total Transportation Cost (\$/Ton)	F.O.B. Plant Price (\$/Ton)	As Received Coal Quality			
									Percent Sulfur (%)	Btu Content (Btu/lb)	Percent Ash (%)	Percent Moisture (%)
(a)	(b)		(d)	(e)	(f)	(g)	(h)	(i)	(j)	(k)	(l)	(m)
1	Interocean Coal Sales Ldc	999, IM, 45	MTC	OB	111,106	\$54.73	\$0.00	\$54.73	0.54	11,644	5.24	11.58

DECLASSIFIED

MONTHLY REPORT OF COST AND QUALITY OF COAL FOR ELECTRIC PLANTS
 ORIGIN, TONNAGE, DELIVERED PRICE AND AS RECEIVED QUALITY

- 1. Report for: Mo. September 2006
- 2. Reporting Company: Florida Power Corporation
- 3. Plant Name: McDuffie Coal Terminal

4. Name, Title and Telephone Number of Contact
 Person Concerning Data Submitted on this Form
 Jon Putnam - Business Financial Analyst
 (919) 546-6368

5. Signature of Official Submitting Report



Jennifer Ellis - Manager Regulated Contracts and Fuel Accounting

6. Date Completed: November 9, 2006

Line No.	Supplier Name	Mine Location	Purchase Type	Tons	F.O.B. Mine Price (\$/Ton)	Short Haul & Loading Charges (\$/Ton)	Original Invoice Price (\$/Ton)	Retro-active Price Increases (\$/Ton)	Base Price (\$/Ton)	Quality Adjustments (\$/Ton)	Effective Purchase Price (\$/Ton)
(a)	(b)	(c)	(d)	(e)	(f)	(g)	(h)	(i)	(j)	(k)	(l)
1	Interocean Coal Sales Ldc	999, IM, 45	MTC	111,106	\$ 55.00	\$0.00	\$55.00	\$0.00	\$55.00	(\$0.27)	\$54.73

DECLASSIFIED

MONTHLY REPORT OF COST AND QUALITY OF COAL FOR ELECTRIC PLANTS
ORIGIN, TONNAGE, DELIVERED PRICE AND AS RECEIVED QUALITY

- 1. Report for: Mo. September 2006
- 2. Reporting Company: Florida Power Corporation
- 3. Plant Name: McDuffie Coal Terminal

4. Name, Title and Telephone Number of Contact
Person Concerning Data Submitted on this Form
Jon Putnam - Business Financial Analyst
(919) 546-6368

5. Signature of Official Submitting Report

Jennifer Ellis - Manager Regulated Contracts and Fuel Accounting

6. Date Completed: November 9, 2006

Line No.	Supplier Name	Mine Location	Shipping Point	Transportation Mode	Tons	Effective Purchase Price (\$/Ton)	Additional Shorthaul & Loading Charges (\$/Ton)	Rail Rate (\$/Ton)	Other Rail Charges (\$/Ton)	River Barge Rate (\$/Ton)	Trans-loading Rate (\$/Ton)	Ocean Barge Rate (\$/Ton)	Other Water Charges (\$/Ton)	Other Related Charges (\$/Ton)	Transportation Charges (\$/Ton)	F.O.B. Plant Price (\$/Ton)
(a)	(b)	(c)	(d)	(e)	(f)	(g)	(h)	(i)	(j)	(k)	(l)	(m)	(n)	(o)	(p)	(q)
1	Interocean Coal Sales Ldc	999, IM, 45	Cartagena, S.A.	OB	111,106	\$54.73	N/A	N/A	N/A	N/A	\$0.00	N/A	N/A	N/A	\$0.00	\$54.73

DECLASSIFIED

MONTHLY REPORT OF COST AND QUALITY OF COAL FOR ELECTRIC PLANTS
ORIGIN, TONNAGE, DELIVERED PRICE AND AS RECEIVED QUALITY

- 1. Report for: Mo. September 2006
- 2. Reporting Company: Florida Power Corporation
- 3. Plant Name: McDuffie Coal Terminal

4. Name, Title and Telephone Number of Contact
Person Concerning Data Submitted on this Form
Jon Putnam - Business Financial Analyst
(919) 546-2678

5. Signature of Official Submitting Report



Jennifer Ellis, Manager Regulated Contracts and Fuel Accounting

6. Date Completed: November 9, 2006

Line No.	Month Reported	Form Plant Name	Intended Generating Plant	Supplier	Original Line Number	Old Volume (tons)	Form No.	Column Title	Old Value	New Value	New F.O.B. Plant Price	Reason for Revision
(a)	(b)	(c)	(d)	(e)	(f)	(g)	(h)	(i)	(j)	(k)	(l)	(m)
	-NONE-											

DECLASSIFIED

MONTHLY REPORT OF COST AND QUALITY OF COAL FOR ELECTRIC PLANTS
ORIGIN, TONNAGE, DELIVERED PRICE AND AS RECEIVED QUALITY

- 1. Report for: Mo. September 2006
- 2. Reporting Company: Florida Power Corporation
- 3. Plant Name: Transfer Facility - IMT

4. Name, Title and Telephone Number of Contact
Person Concerning Data Submitted on this Form
Jon Putnam - Business Financial Analyst
(919) 546-6368

5. Signature of Official Submitting Report

Jennifer Ellis - Manager Regulated Contracts and Fuel Accounting

6. Date Completed: November 9, 2006

Line No.	Supplier Name	Mine Location	Purchase Type	Transportation Mode	Tons	Effective Purchase Price (\$/Ton)	Total Transportation Cost (\$/Ton)	F.O.B. Plant Price (\$/Ton)	As Received Coal Quality			
									Percent Sulfur (%)	Btu Content (Btu/lb)	Percent Ash (%)	Percent Moisture (%)
(a)	(b)	(c)	(d)	(e)	(f)	(g)	(h)	(i)	(j)	(k)	(l)	(m)
1	Central Coal Company	8, WV, 39	MTC	B	22,125	\$51.06	\$12.18	\$63.24	0.72	12,487	11.02	6.16
2	Glencore Ltd.	999, IM, 45	MTC	OB	76,397	\$61.44	\$4.00	\$65.44	0.63	12,002	6.48	10.36
3	Guasare Coal International NV	999, IM, 50	MTC	OB	109,288	\$68.70	\$1.85	\$70.55	0.58	13,079	5.99	6.67
4	Kanawha River Terminals Inc.	8, WV, 39	MTC	B	14,632	\$62.23	\$11.97	\$74.20	0.62	12,550	10.81	6.86
5	Kanawha River Terminals Inc.	8, WV, 39	MTC	B	44,016	\$61.67	\$12.14	\$73.81	0.64	12,458	11.17	6.91

DECLASSIFIED

MONTHLY REPORT OF COST AND QUALITY OF COAL FOR ELECTRIC PLANTS
ORIGIN, TONNAGE, DELIVERED PRICE AND AS RECEIVED QUALITY

- 1. Report for: Mo. September 2006
- 2. Reporting Company: Florida Power Corporation
- 3. Plant Name: Transfer Facility - IMT

- 4. Name, Title and Telephone Number of Contact Person Concerning Data Submitted on this Form
Jon Putnam - Business Financial Analyst
(919) 546-6368

5. Signature of Official Submitting Report

 Jennifer Ellis - Manager Regulated Contracts and Fuel Accounting

6. Date Completed: November 9, 2006

Line No.	Supplier Name	Purchase Type	Tons	F.O.B. Mine Price (\$/Ton)	Short Haul & Loading Charges (\$/Ton)	Original Invoice Price (\$/Ton)	Retro-active Price Inc(Dec) (\$/Ton)	Base Price (\$/Ton)	Quality Adjust-ments (\$/Ton)	Effective Purchase Price (\$/Ton)	
(a)	(b)	(c)	(d)	(e)	(f)	(g)	(h)	(i)	(j)	(k)	(l)
1	Central Coal Company	8, WV, 39	MTC	22,125	\$ 51.06	\$0.00	\$51.06	\$0.00	\$51.06	\$0.00	\$51.06
2	Glencore Ltd.	999, IM, 45	MTC	76,397	\$ 63.25	\$0.00	\$63.25	\$0.00	\$63.25	(\$1.81)	\$61.44
3	Guasare Coal International NV	999, IM, 50	MTC	109,288	\$ 67.23	\$0.00	\$67.23	\$0.00	\$67.23	\$1.47	\$68.70
4	Kanawha River Terminals Inc.	8, WV, 39	MTC	14,632	\$ 62.00	\$0.00	\$62.00	\$0.00	\$62.00	\$0.23	\$62.23
5	Kanawha River Terminals Inc.	8, WV, 39	MTC	44,016	\$ 62.00	\$0.00	\$62.00	\$0.00	\$62.00	(\$0.33)	\$61.67

DECLASSIFIED

MONTHLY REPORT OF COST AND QUALITY OF COAL FOR ELECTRIC PLANTS
ORIGIN, TONNAGE, DELIVERED PRICE AND AS RECEIVED QUALITY

- 1. Report for: Mo. September 2006
- 2. Reporting Company: Florida Power Corporation
- 3. Plant Name: Transfer Facility - IMT

4. Name, Title and Telephone Number of Contact Person Concerning Data Submitted on this Form
Jon Putnam - Business Financial Analyst
(919) 546-6368

5. Signature of Official Submitting Report

Jennifer Ellis - Manager Regulated Contracts and Fuel Accounting

6. Date Completed: November 9, 2006

Line No.	Supplier Name	Shipping Point	Transportation Mode	Tons	Effective Purchase Price (\$/Ton)	Additional Shorthaul & Loading Charges (\$/Ton)	Rail Rate (\$/Ton)	Other Rail Charges (\$/Ton)	River Barge Rate (\$/Ton)	Trans-loading Rate (\$/Ton)	Ocean Barge Rate (\$/Ton)	Other Water Charges (\$/Ton)	Other Related Charges (\$/Ton)	Transportation Charges (\$/Ton)	F.O.B. Plant Price (\$/Ton)	
(a)	(b)	(c)	(d)	(e)	(f)	(g)	(h)	(i)	(j)	(k)	(l)	(m)	(n)	(o)	(p)	(q)
1	Central Coal Company	8, WV, 39	Winifrede Dock, WV	B	22,125	\$51.06	N/A	N/A	N/A	\$10.37	\$1.81	N/A	N/A	N/A	\$12.18	\$63.24
2	Glencore Ltd.	999, IM, 45	La Jagua, S.A.	OB	76,397	\$61.44	N/A	N/A	N/A	N/A	\$4.00	N/A	N/A	N/A	\$4.00	\$65.44
3	Guasare Coal International NV	999, IM, 50	Paso Diablo, S.A.	OB	109,288	\$68.70	N/A	N/A	N/A	N/A	\$1.85	N/A	N/A	N/A	\$1.85	\$70.55
4	Kanawha River Terminals Inc.	8, WV, 39	Quincy Dock, WV	B	14,632	\$62.23	N/A	N/A	N/A	\$10.37	\$1.60	N/A	N/A	N/A	\$11.97	\$74.20
5	Kanawha River Terminals Inc.	8, WV, 39	Marmet Dock, WV	B	44,016	\$61.67	N/A	N/A	N/A	\$10.37	\$1.78	N/A	N/A	N/A	\$12.14	\$73.81


DECLASSIFIED

MONTHLY REPORT OF COST AND QUALITY OF COAL FOR ELECTRIC PLANTS
ORIGIN, TONNAGE, DELIVERED PRICE AND AS RECEIVED QUALITY

- 1. Report for: Mo. September 2006
- 2. Reporting Company: Florida Power Corporation
- 3. Plant Name: Transfer Facility - IMT

4. Name, Title and Telephone Number of Contact
Person Concerning Data Submitted on this Form
Jon Putnam - Business Financial Analyst
(919) 546-2678

5. Signature of Official Submitting Report


Jennifer Ellis - Manager Regulated Contracts and Fuel Accounting

6. Date Completed: November 9, 2006

Line No.	Month Reported	Form Plant Name	Intended Generating Plant	Supplier	Original Line Number	Old Volume (tons)	Form No.	Column Title	Old Value	New Value	New F.O.B. Plant Price	Reason for Revision
(a)	(b)	(c)	(d)	(e)	(f)	(g)	(h)	(i)	(j)	(k)	(l)	(m)
1	2/06	Transfer Facility - IMT		Guasare Coal International NV	3	47,039	2A	(f) FOB Mine Price	\$40.85	\$42.22	\$ 43.62	Correction to Price
2	2/06	Transfer Facility - IMT		Guasare Coal International NV	3	47,039	2B	(l) Transloading Rate	\$1.46	\$1.69	\$ 43.62	Correction to Rate
3	3/06	Transfer Facility - IMT		Guasare Coal International NV	2	46,748	2A	(f) FOB Mine Price	\$40.85	\$42.12	\$ 44.02	Correction to Price
4	6/06	Transfer Facility - IMT		Coal Marketing Company	2	77,787	2	(j) Percent Sulfur	0.59	0.57		Quality Adjustment
5	6/06	Transfer Facility - IMT		Coal Marketing Company	2	77,787	2	(k) BTU Content	11,784	11,713		Quality Adjustment
6	6/06	Transfer Facility - IMT		Coal Marketing Company	2	77,787	2	(l) Percent Ash	7.61	7.34		Quality Adjustment
7	6/06	Transfer Facility - IMT		Coal Marketing Company	2	77,787	2	(m) Percent Moisture	10.89	11.45		Quality Adjustment
8	6/06	Transfer Facility - IMT		Coal Marketing Company	2	77,787	2A	(k) Quality Adjustments	\$0.00	(\$0.36)	\$ 66.97	Quality Price Adjustment
9	8/06	Transfer Facility - IMT		Central Coal Company	1	23,007	2B	(l) Transloading Rate	\$1.62	\$1.68	\$ 63.11	Correction to Rate

DECLASSIFIED