



R. Wade Litchfield
 Associate General Counsel
 Regulatory
 Florida Power & Light Company
 700 Universe Boulevard
 Juno Beach, FL 33408-0420
 (561) 691-7101
 (561) 691-7135 (Facsimile)

ORIGINAL

RECEIVED-FPSC
 07 JAN 12 PM 12:59
 COMMISSION
 CLERK

January 12, 2007

VIA HAND DELIVERY

Ms. Blanca S. Bayó, Director
 Division of the Commission Clerk and
 Administrative Services
 Florida Public Service Commission
 Betty Easley Conference Center, Room 110
 2540 Shumard Oak Boulevard
 Tallahassee, Florida 32399-0850

Re: Docket No. 070001-EI - Monthly Fuel Filings

Dear Ms. Bayó:

Enclosed herewith for filing are the original and five (5) copies of the following monthly fuel reports for FPL:

- (a) FPSC Forms 423-1, 423-1(a), and 423-1(b) for Florida Power & Light Company for the month of September 2006;
- (b) FPSC Forms 423-2, 423-2(a), and 423-2(b) for St. Johns River Power Park (SJRPP) for the month of September 2006; and
- (c) FPSC Forms 423-2, 423-2(a), and 423-2(b) for Plant Scherer for the month of August 2006.

CMP _____
 COM 5 _____
 CTR _____
 ECR _____
 GCL _____
 OPC _____
 RCA _____
 SCR _____
 SGA _____
 SEC 1 _____
 OTH _____

FPL's Request for Confidential Classification of the information removed from FPL FPSC Form 423 1(a) and SJRPP FPSC Forms 423-2, 423-2(a), and 423-2(b) is being filed under separate cover. Should you have any questions regarding this filing, please contact me at (561) 691-7101.

Thank you for your attention to this matter, I remain,

RECEIVED & FILED

Sincerely,

R. Wade Litchfield

RWL/ec
 Enclosures
 cc: Service List

Doc/423 Fuel Filing/September 2006

an FPL Group company

DOCUMENT NUMBER-DATE

00346 JAN 12 07

FPSC-COMMISSION CLERK

MONTHLY REPORT OF COST AND QUALITY OF FUEL OIL FOR ELECTRIC PLANTS
ORIGIN, VOLUME, DELIVERED PRICE AND AS RECEIVED QUANTITY

1. REPORTING MONTH: SEP YEAR: 2006

2. REPORTING COMPANY: FLORIDA POWER & LIGHT COMPANY

3. NAME, TITLE, TELEPHONE NUMBER OF CONTACT PERSON CONCERNING DATA
SUBMITTED ON THIS FORM: KORY DUBIN, REGULATORY AFFAIRS, (305) 552-4910.

4. SIGNATURE OF OFFICIAL SUBMITTING REPORT: 

5. DATE COMPLETED: 11/03/2006

LINE NO	PLANT	SUPPLIER	SHIPPING POINT	PURCHASE TYPE	DELIVERY LOCATION	DELIVERY DATE	TYPE OIL	SULFUR (%)	BTU CONTENT (BTU / GAL)	VOLUME (BBLS)	PRICE (\$/BBL)
1	CAPE CANAVERAL	SHELL	BORCO, BAHAMAS	MTC	PORT CANAVERAL	09/04/2006	F06	0.96	151571	168852	42.0700
2	MARTIN	CONOCO	NEW YORK	S	PALM BEACH	09/25/2006	F06	0.80	152476	64327	43.1600
3	RIVIERA	CONOCO	NEW YORK	S	RIVIERA	09/04/2006	F06	0.80	152643	96862	43.1600
4	RIVIERA	CONOCO	NEW YORK	S	RIVIERA	09/19/2006	F06	0.76	153262	61995	43.3100
5	RIVIERA	CONOCO	NEW YORK	S	RIVIERA	09/25/2006	F06	0.80	152476	43146	43.1600
6	TURKEY POINT	CONOCO	NEW YORK	S	FISHER ISLAND	09/18/2006	F06	0.78	151952	55609	43.3100
7	MARTIN	GLENCORE	RIVER	S	PALM BEACH	09/04/2006	F06	0.99	154048	135839	54.6400
8	MANATEE	GLENCORE	EAST COAST OF CANA	S	PORT MANATEE	09/10/2006	F06	0.80	150952	311179	43.4600
9	MANATEE	GLENCORE	RIVER	S	PORT MANATEE	09/17/2006	F06	1.00	153286	122970	46.0900
10	TURKEY POINT	GLENCORE	RIVER	S	FISHER ISLAND	09/02/2006	F06	1.00	154786	11980	54.6400
11	PT. EVERGLADES	SEMPRA	HFOTI & ST. ROSE	S	PORT EVERGLADES	09/10/2006	F06	0.96	152952	148363	54.3800
12	MARTIN	SHELL	RIVER	S	PALM BEACH	09/02/2006	F06	0.99	153429	67256	42.2700
13	MARTIN	SHELL	RIVER	S	PALM BEACH	09/12/2006	F06	0.97	151881	131226	42.2700
14	RIVIERA	SHELL	RIVER	S	RIVIERA	09/02/2006	F06	0.99	153429	65451	42.2700
15	TURKEY POINT	SHELL	BORCO, BAHAMAS	S	FISHER ISLAND	09/07/2006	F06	0.99	151762	161322	53.0100
16	MANATEE	VITOL	BORCO, BAHAMAS	S	PORT MANATEE	09/02/2006	F06	0.99	151500	242313	44.3800
17	TURKEY POINT	AMERIGAS	NA-TRUCK DELIVERY	STC		09/21/2006	PRO	N/A	N/A	5	70.1400
18	PT. EVERGLADES	AMERIGAS	NA-TRUCK DELIVERY	STC		09/07/2006	PRO	N/A	N/A	11	71.0900
19	PT. EVERGLADES	AMERIGAS	NA-TRUCK DELIVERY	STC		09/14/2006	PRO	N/A	N/A	7	70.9600
20	PT. EVERGLADES	AMERIGAS	NA-TRUCK DELIVERY	STC		09/26/2006	PRO	N/A	N/A	7	65.4900
21	PT. EVERGLADES	AMERIGAS	NA-TRUCK DELIVERY	STC		09/28/2006	PRO	N/A	N/A	12	65.1300
22	PT. EVERGLADES	AMERIGAS	NA-TRUCK DELIVERY	STC		09/21/2006	PRO	N/A	N/A	9	67.7400
23	RIVIERA	FERRELL	NA-TRUCK DELIVERY	STC		09/01/2006	PRO	N/A	N/A	5	104.7100
24	RIVIERA	FERRELL	NA-TRUCK DELIVERY	STC		09/07/2006	PRO	N/A	N/A	2	103.6300
25	RIVIERA	FERRELL	NA-TRUCK DELIVERY	STC		09/14/2006	PRO	N/A	N/A	3	100.9800
26	RIVIERA	FERRELL	NA-TRUCK DELIVERY	STC		09/22/2006	PRO	N/A	N/A	3	100.9800
27	RIVIERA	FERRELL	NA-TRUCK DELIVERY	STC		09/29/2006	PRO	N/A	N/A	3	100.9800


DOCUMENT NUMBER: 00346 JAN 12 5

MONTHLY REPORT OF COST AND QUALITY OF FUEL OIL FOR ELECTRIC PLANTS
ORIGIN, VOLUME, DELIVERED PRICE AND AS RECEIVED QUANTITY

1. REPORTING MONTH: SEP YEAR: 2006

2. REPORTING COMPANY: FLORIDA POWER & LIGHT COMPANY

3. NAME, TITLE TELEPHONE NUMBER OF CONTACT PERSON CONCERNING DATA
SUBMITTED ON THIS FORM: KORY DUBIN, REGULATORY AFFAIRS, (305) 552-4910.

4. SIGNATURE OF OFFICIAL SUBMITTING REPORT: 

5. DATE COMPLETED: 11/03/2006

LINE NO	PLANT	SUPPLIER	SHIPPING POINT	PURCHASE TYPE	DELIVERY LOCATION	DELIVERY DATE	TYPE OIL	SULFUR (%)	BTU CONTENT (BTU / GAL)	VOLUME (BBLs)	PRICE (\$/BBL)
28	MARTIN	INDIANTOWN	NA-TRUCK DELIVERY	STC		09/18/2006	PRO	N/A	N/A	11	65.9400
29	CAPE CANAVERAL	SUBURBAN	NA-TRUCK DELIVERY	STC		09/27/2006	PRO	N/A	N/A	7	70.0200
30	MANATEE	SUBURBAN	NA-TRUCK DELIVERY	STC		09/01/2006	PRO	N/A	N/A	4	72.4300
31	MANATEE	SUBURBAN	NA-TRUCK DELIVERY	STC		09/28/2006	PRO	N/A	N/A	11	70.0700

MONTHLY REPORT OF COST AND QUALITY OF FUEL OIL FOR ELECTRIC PLANTS
 DETAIL OF INVOICE AND TRANSPORTATION CHARGES

FPSC FORM NO. 423-1 (a)

1. REPORTING MONTH: SEP YEAR: 2006

2. REPORTING COMPANY: FLORIDA POWER LIGHT COMPANY

3. NAME, TITLE TELEPHONE NUMBER OF CONTACT PERSON CONCERNING DATA
 SUBMITTED ON THIS FORM: KORY DUBIN, REGULATORY AFFAIRS, (305) 552-4910.

4. SIGNATURE OF OFFICIAL SUBMITTING REPORT: 

5. DATE COMPLETED: 11/03/2006

EDITED COPY

(A)	(B)	(C)	(D)	(E)	(F)	(G)	(H)	(I)	(J)	(K)	(L)	(M)	(N)	(O)	(P)	(Q)	(R)
LINE NO.	PLANT	SUPPLIER	DELIVERY LOCATION	DELIVERY DATE	TYPE OIL	VOLUME (BBLs)	INVOICE PRICE (\$/BBL)	INVOICE AMOUNT (\$)	DISCOUNT (\$)	NET AMOUNT (\$)	NET PRICE (\$/BBL)	QUALITY ADJUST. (\$/BBL)	EFFECTIVE PUR PRICE (\$/BBL)	TRANSP TO TERM (\$/BBL)	ADDITIONAL TRANS CHGS (\$/BBL)	OTHER CHGS (\$/BBL)	DELIVERED PRICE (\$/BBL)
1	PCC	SHELL	PORT CANAVERAL	09/04/2006	F06	168852								0.0000			42.6265
2	PMR	CONOCO	PALM BEACH	09/25/2006	F06	64327								0.0000			43.5979
3	PRV	CONOCO	RIVIERA	09/04/2006	F06	96862								0.0000			43.3520
4	PRV	CONOCO	RIVIERA	09/19/2006	F06	61995								0.0000			43.5020
5	PRV	CONOCO	RIVIERA	09/25/2006	F06	43146								0.0000			43.3520
6	PTF	CONOCO	FISHER ISLAND	09/18/2006	F06	55609								0.0000			44.0929
7	PMR	GLENCORE	PALM BEACH	09/04/2006	F06	135839								0.0000			55.0779
8	PMT	GLENCORE	PORT MANATEE	09/10/2006	F06	311179								0.0000			43.6957
9	PMT	GLENCORE	PORT MANATEE	09/17/2006	F06	122970								0.0000			46.3257
10	PTF	GLENCORE	FISHER ISLAND	09/02/2006	F06	11980								0.0000			55.4229
11	PPE	SEMPRA	PORT EVERGLADES	09/10/2006	F06	148363								0.0000			54.6242
12	PMR	SHELL	PALM BEACH	09/02/2006	F06	67256								0.0000			42.7079
13	PMR	SHELL	PALM BEACH	09/12/2006	F06	131226								0.0000			42.7079
14	PRV	SHELL	RIVIERA	09/02/2006	F06	65451								0.0000			42.4620
15	PTF	SHELL	FISHER ISLAND	09/07/2006	F06	161322								0.0000			53.7929
16	PMT	VITOL	PORT MANATEE	09/02/2006	F06	242313								0.0000			44.6157
17	PTF	AMERIGAS		09/21/2006	PRO	5								0.0000			70.1400
18	PPE	AMERIGAS		09/07/2006	PRO	11	71.0900	782	0	782	71.0900	0.0000	71.0900	0.0000	0.0000	0.0000	71.0900
19	PPE	AMERIGAS		09/14/2006	PRO	7	70.9600	497	0	497	70.9600	0.0000	70.9600	0.0000	0.0000	0.0000	70.9600
20	PPE	AMERIGAS		09/26/2006	PRO	7	65.4900	458	0	458	65.4900	0.0000	65.4900	0.0000	0.0000	0.0000	65.4900
21	PPE	AMERIGAS		09/28/2006	PRO	12	65.1300	782	0	782	65.1300	0.0000	65.1300	0.0000	0.0000	0.0000	65.1300
22	PPE	AMERIGAS		09/21/2006	PRO	9	67.7400	610	0	610	67.7400	0.0000	67.7400	0.0000	0.0000	0.0000	67.7400
23	PRV	FERRELL		09/01/2006	PRO	5	104.7100	524	0	524	104.7100	0.0000	104.7100	0.0000	0.0000	0.0000	104.7100
24	PRV	FERRELL		09/07/2006	PRO	2	103.6300	207	0	207	103.6300	0.0000	103.6300	0.0000	0.0000	0.0000	103.6300
25	PRV	FERRELL		09/14/2006	PRO	3	100.9800	303	0	303	100.9800	0.0000	100.9800	0.0000	0.0000	0.0000	100.9800
26	PRV	FERRELL		09/22/2006	PRO	3	100.9800	303	0	303	100.9800	0.0000	100.9800	0.0000	0.0000	0.0000	100.9800

MONTHLY REPORT OF COST AND QUALITY OF FUEL OIL FOR ELECTRIC PLANTS
 DETAIL OF INVOICE AND TRANSPORTATION CHARGES

FPSC FORM NO. 423-1 (a)

1. REPORTING MONTH: SEP YEAR: 2006

2. REPORTING COMPANY: FLORIDA POWER LIGHT COMPANY

3. NAME, TITLE TELEPHONE NUMBER OF CONTACT PERSON CONCERNING DATA
 SUBMITTED ON THIS FORM: KORY DUBIN, REGULATORY AFFAIRS, (305) 552-4910.

4. SIGNATURE OF OFFICIAL SUBMITTING REPORT: 

5. DATE COMPLETED: 11/03/2006

(A)	(B)	(C)	(D)	(E)	(F)	(G)	(H)	(I)	(J)	(K)	(L)	(M)	(N)	(O)	(P)	(Q)	(R)
LINE NO.	PLANT	SUPPLIER	DELIVERY LOCATION	DELIVERY DATE	TYPE OIL	VOLUME (BBLs)	INVOICE PRICE (\$/BBL)	INVOICE AMOUNT (\$)	DISCOUNT (\$)	NET AMOUNT (\$)	NET PRICE (\$/BBL)	QUALITY ADJUST. (\$/BBL)	EFFECTIVE PUR PRICE (\$/BBL)	TRANSP TO TERM (\$/BBL)	ADDITIONAL TRANS CHGS (\$/BBL)	OTHER CHGS (\$/BBL)	DELIVERED PRICE (\$/BBL)
27	PRV	FERRELL		09/29/2006	PRO	3	100.9800	303	0	303	100.9800	0.0000	100.9800	0.0000	0.0000	0.0000	100.9800
28	PMR	INDIANTOWN		09/18/2006	PRO	11	65.9400	725	0	725	65.9400	0.0000	65.9400	0.0000	0.0000	0.0000	65.9400
29	PCC	SUBURBAN		09/27/2006	PRO	7	70.0200	490	0	490	70.0200	0.0000	70.0200	0.0000	0.0000	0.0000	70.0200
30	PMT	SUBURBAN		09/01/2006	PRO	4	72.4300	290	0	290	72.4300	0.0000	72.4300	0.0000	0.0000	0.0000	72.4300
31	PMT	SUBURBAN		09/28/2006	PRO	11	70.0700	771	0	771	70.0700	0.0000	70.0700	0.0000	0.0000	0.0000	70.0700

FPSC FORM NO. 423-1(b)

MONTHLY REPORT OF COST AND QUALITY OF FUEL OIL FOR ELECTRIC PLANTS
REPORT OF ADJUSTMENTS TO PREVIOUS OIL DELIVERIES

1. REPORTING MONTH: SEPTEMBER YEAR: 2006

3. NAME, TITLE, & TELEPHONE NUMBER OF CONTACT PERSON CONCERNING DATA
SUBMITTED ON THIS FORM: KORY DUBIN, REGULATORY AFFAIRS,

2. REPORTING COMPANY: FLORIDA POWER & LIGHT COMPANY

4. SIGNATURE OF OFFICIAL SUBMITTING REPORT: 

5. DATE COMPLETE: 11/15/2006

LINE NO.	MONTH REPORTED	FORM PLANT NAME	SUPPLIER	ORIGINAL LINE NUMBER	OLD VOLUME (BBLS)	FORM NO.	COLUMN DESIGNATOR & TITLE	OLD VALUE	NEW VALUE	NEW DELIVERED PRICE (\$/BBL)	REASON FOR REVISION
(A)	(B)	(C)	(D)	(E)	(F)	(G)	(H)	(I)	(J)	(K)	(L)
1	NONE										


**MONTHLY REPORT OF COST AND QUALITY OF COAL FOR ELECTRIC PLANTS
ORIGIN, TONNAGE, DELIVERED PRICE AND AS RECEIVED QUALITY**

1. Report For Month/Yr: **September 2006**

4. Name, Title & Telephone Number of Contact
Person Concerning Data Submitted on this Form: **Korel M. Dubin (305-552-4910)**

2. Reporting Company: **Florida Power & Light**

5. Signature of Official Submitting Report:



3. Plant Name: **St. Johns River Power Park (SJRPP)**

6. Date Completed:

October 10, 2006

Line No.	Supplier Name	Mine Location	Purchase Type	Transportation Mode	Tons	Effective Purchase Price (\$/Ton)	Total Trans Cost (\$/Ton)	FOB Plant Price (\$/Ton)	As Received Coal Quality			
									Sulfur Content (%)	Btu Content (%)	Ash Content (%)	Moisture Content (%)
(a)	(b)	(c)	(d)	(e)	(f)	(g)	(h)	(i)	(j)	(k)	(l)	(m)
1	Coal Marketing Company	45,IM,999	LTC	OC	40,849			48.85	0.61	11,269	8.56	12.68
2	DTE Clover, LLC	08,KY,095	LTC	UR	14,362			53.53	1.20	12,358	10.09	7.44
3	James River Coal Sales, Inc.	08,KY,095	LTC	UR	2,035			55.53	1.21	12,659	10.31	5.14
4	Orlando Utilities Commission	,FL,	S		64			50.00	2.09	12,416	11.57	5.90
5	Oxbow Carbon & Minerals Inc.	,TX,	S	OC	6,567			39.49	6.71	14,120	0.54	6.02
6	TCP Petcoke Corporation	,TX,	S	OC	6,380			45.37	2.97	14,505	0.25	6.74

EDITED COPY

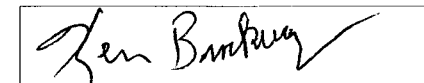
**MONTHLY REPORT OF COST AND QUALITY OF COAL FOR ELECTRIC PLANTS
DETAIL OF INVOICE PURCHASE PRICE**

1. Report For Month/Yr: **September 2006**

4. Name, Title & Telephone Number of Contact
Person Concerning Data Submitted on this Form: **Korel M. Dubin (305-552-4910)**

2. Reporting Company: **Florida Power & Light**

5. Signature of Official Submitting Report:



3. Plant Name: **St. Johns River Power Park (SJRPP)**

6. Date Completed: **October 10, 2006**

Line No.	Supplier Name	Mine Location	Purchase Type	Tons	FOB Mine Price (\$/Ton)	Short Haul & Loading Charge	Original Invoice Price (\$/Ton)	Retro-active Price Increases (\$/Ton)	Base Price (\$/Ton)	Quality Adjustments (\$/Ton)	Effective Purchase Price (\$/Ton)
(a)	(b)	(c)	(d)	(e)	(f)	(g)	(h)	(i)	(j)	(k)	(l)
1	Coal Marketing Company	45,IM,999	LTC	40,849		0.00		0.00		0.00	
2	DTE Clover, LLC	08,KY,095	LTC	14,362		0.00		0.00		0.00	
3	James River Coal Sales, Inc.	08,KY,095	LTC	2,035		0.00		0.00		0.00	
4	Orlando Utilities Commission	,FL,	S	64		0.00		0.00		0.00	
5	Oxbow Carbon & Minerals Inc.	,TX,	S	6,567		0.00		0.00		0.00	
6	TCP Petcoke Corporation	,TX,	S	6,380		0.00		0.00		0.00	

EDITED COPY

**MONTHLY REPORT OF COST AND QUALITY OF COAL FOR ELECTRIC PLANTS
DETAIL OF TRANSPORTATION CHARGES**


1. Report For Month/Yr: **September 2006**

4. Name, Title & Telephone Number of Contact

Person Concerning Data Submitted on this Form: **Korel M. Dubin (305-552-4910)**

2. Reporting Company: **Florida Power & Light**

5. Signature of Official Submitting Report:



3. Plant Name: **St. Johns River Power Park (SJRPP)**

6. Date Completed:

October 10, 2006


Line No.	Supplier Name	Mine Location	Shipping Point	Transportation Mode	Tons	Effective Purchase Price (\$/Ton)	Short Haul & Loading Charge (\$/Ton)	Rail Charges		Waterborne Charges					Total Transport Charges (\$/Ton)	FOB Plant Price (\$/Ton)
								Rail Rate (\$/Ton)	Other Rail Charges (\$/Ton)	River Barge Rate (\$/Ton)	Trans-loading Rate (\$/Ton)	Ocean Barge Rate (\$/Ton)	Other Water Charges (\$/Ton)	Related Charges (\$/Ton)		
(a)	(b)	(c)	(d)	(e)	(f)	(g)	(h)	(i)	(j)	(k)	(l)	(m)	(n)	(o)	(p)	(q)
1	Coal Marketing Company	45,IM,999	EL CERREJON	OC	40,849		0.00	0.00	0.00	0.00	0.00	0.00	0.00	0.00		48.85
2	DTE Clover, LLC	08,KY,095	CLOVER DTE	UR	14,362		0.00	0.00	0.00	0.00	0.00	0.00	0.00	0.00		53.53
3	James River Coal Sales, Inc.	08,KY,095	CLOVER MINE	UR	2,035		0.00	0.00	0.00	0.00	0.00	0.00	0.00	0.00		55.53
4	Orlando Utilities Commissio	,FL,	DELIVERED		64		0.00	0.00	0.00	0.00	0.00	0.00	0.00	0.00		50.00
5	Oxbow Carbon & Minerals Inc	,TX,	VALERO	OC	6,567		0.00	0.00	0.00	0.00	0.00	0.00	0.00	0.00		39.49
6	TCP Petcoke Corporation	,TX,	TCP-DOMESTIC	OC	6,380		0.00	0.00	0.00	0.00	0.00	0.00	0.00	0.00		45.37

EDITED COPY

**MONTHLY REPORT OF COST AND QUALITY OF COAL FOR ELECTRIC PLANTS
ORIGIN, TONNAGE, DELIVERED PRICE, AND AS RECEIVED QUALITY**

1. Reporting Month: **August** Year: **2006**
 2. Reporting Company: **FLORIDA POWER & LIGHT COMPANY**
 3. Plant Name: **R.W.SCHERER**

4. Name, Title & Telephone Number of Contact Person Concerning Data
 Submitted on this Form: Korel M. Dubin
 (305) 552-4910
 5. Signature of Official Submitting Report:
 6. Date Completed: 16-Oct-06



<u>Line No.</u>	<u>Supplier Name</u>	<u>Mine Location</u>	<u>Purchase Type</u>	<u>Transport Mode</u>	<u>Tons</u>	<u>Purchase Price (\$/Ton)</u>	<u>Effective Transport Charges (\$/Ton)</u>	<u>Total FOB Plant Price (\$/Ton)</u>	<u>Sulfur Content (%)</u>	<u>Btu Content (Btu/lb)</u>	<u>Ash Content (%)</u>	<u>Moisture Content (%)</u>
(a)	(b)	(c)	(d)	(e)	(f)	(g)	(h)	(i)	(j)	(k)	(l)	(m)
(1)	KENNECOTT COAL SALES	19/WY/5	S	UR	33,566.02	8.041	23.13	31.171	0.23	8,819	5.59	25.62
(2)	KENNECOTT COAL SALES	19/WY/5	S	UR	70,242.41	6.846	23.17	30.016	0.40	8,640	5.30	28.04
(3)	POWDER RIVER COAL	19/WY/5	S	UR	80,661.66	9.016	23.18	32.196	0.20	8,778	4.46	26.89
(4)	FOUNDATION COAL WEST	19/WY/5	S	UR	14,713.58	16.046	23.12	39.166	0.26	8,549	4.48	29.12
(5)	COALSALES, LLC	19/WY/5	S	UR	21,566.66	8.097	23.27	31.367	0.33	8,502	5.04	29.01
(6)	COALSALES, LLC	19/WY/5	S	UR	32,643.44	6.711	23.15	29.861	0.36	8,178	5.53	30.63
(7)	DRUMMOND COAL SALES	55/IM/999	S	OC/UR	27,641.99	34.775	45.60	80.375	0.09	8,837	2.29	25.95

**MONTHLY REPORT OF COST AND QUALITY OF COAL FOR ELECTRIC PLANTS
DETAILED PURCHASED COAL INVOICE INFORMATION**

1. Reporting Month: **August** Year: **2006**
 2. Reporting Company: **FLORIDA POWER & LIGHT COMPANY**
 3. Plant Name: **R.W.SCHERER**

4. Name, Title & Telephone Number of Contact Person Concerning Data
 Submitted on this Form: Korel M. Dubin
 (305) 552-4910
 5. Signature of Official Submitting Report: *Kenneth Brinkway*
 6. Date Completed: 16-Oct-06

<u>Line No.</u> (a)	<u>Supplier Name</u> (b)	<u>Mine Location</u> (c)	<u>Purch. Type</u> (d)	<u>Tons</u> (e)	<u>FOB Mine Price (\$/Ton)</u> (f)	<u>Shorthaul & Loading Charges (\$/Ton)</u> (g)	<u>Original Invoice Price (\$/Ton)</u> (h)	<u>Retroactive Price Increase (\$/Ton)</u> (i)	<u>Base Price (\$/Ton)</u> (j)	<u>Quality Adjustments (\$/Ton)</u> (k)	<u>Effective Purchase Price (\$/Ton)</u> (l)
(1)	KENNECOTT COAL SALES	19/WY/5	S	33,566.02	8.025	-	8.025	-	8.025	0.016	8.041
(2)	KENNECOTT COAL SALES	19/WY/5	S	70,242.41	7.137	-	7.137	-	7.137	(0.291)	6.846
(3)	POWDER RIVER COAL	19/WY/5	S	80,661.66	9.095	-	9.095	-	9.095	(0.079)	9.016
(4)	FOUNDATION COAL WEST	19/WY/5	S	14,713.58	16.050	-	16.050	-	16.050	(0.004)	16.046
(5)	COALSALES, LLC	19/WY/5	S	21,566.66	8.095	-	8.095	-	8.095	0.002	8.097
(6)	COALSALES, LLC	19/WY/5	S	32,643.44	6.804	-	6.804	-	6.804	(0.093)	6.711
(7)	DRUMMOND COAL SALES	55/IM/999	S	27,641.99	34.775	-	34.775	-	34.775	0.000	34.775

**MONTHLY REPORT OF COST AND QUALITY OF COAL FOR ELECTRIC PLANTS
DETAILED TRANSPORTATION INVOICE INFORMATION**

1. Reporting Month: **August** Year: **2006**
 2. Reporting Company: **FLORIDA POWER & LIGHT COMPANY**
 3. Plant Name: **R.W.SCHERER**

4. Name, Title & Telephone Number of Contact Person Concerning Data
 Submitted on this Form: Korel M. Dubin
 (305) 552-4910
 5. Signature of Official Submitting Report: *Kenneth Brockway*
 6. Date Completed: 16-Oct-06

Line No.	Supplier Name	Mine Location	Shipping Point	Transport Mode	Tons	Effective Purchase Price (\$/Ton)	Additional Shorthaul & Loading Charges (\$/Ton)	Rail Charges		Waterborne Charges				Other Related Charges (\$/Ton)	Total Transportation Charges (\$/Ton)	FOB Plant Price (\$/Ton)
								Rail Rate (\$/Ton)	Other Rail Charges (\$/Ton)	River Barge Rate (\$/Ton)	Trans-loading Rate (\$/Ton)	Ocean Barge Rate (\$/Ton)	Other Water Charges (\$/Ton)			
(a)	(b)	(c)	(d)	(e)	(f)	(g)	(h)	(i)	(j)	(k)	(l)	(m)	(n)	(o)	(p)	(q)
(1)	KENNECOTT COAL SALES	19/WY/5	CONVERSE JCT, WY	UR	33,566.02	8.041	-	23.13	-	-	-	-	-	-	23.13	31.171
(2)	KENNECOTT COAL SALES	19/WY/5	JACOBS JCT, WY	UR	70,242.41	6.846	-	23.17	-	-	-	-	-	-	23.17	30.016
(3)	POWDER RIVER COAL	19/WY/5	NACCO JCT, WY	UR	80,661.66	9.016	-	23.18	-	-	-	-	-	-	23.18	32.196
(4)	FOUNDATION COAL WEST	19/WY/5	BELLE AYR, WY	UR	14,713.58	16.046	-	23.12	-	-	-	-	-	-	23.12	39.166
(5)	COALSALES, LLC	19/WY/5	CABALO JCT, WY	UR	21,566.66	8.097	-	23.27	-	-	-	-	-	-	23.27	31.367
(6)	COALSALES, LLC	19/WY/5	RAWHIDE, JCT, WY	UR	32,643.44	6.711	-	23.15	-	-	-	-	-	-	23.15	29.861
(7)	DRUMMOND COAL SALES	55/IM/999	INDONESIA	OC/UR	27,641.99	34.775	-	23.85	-	-	-	21.75	-	-	45.60	80.375

CERTIFICATE OF SERVICE

I, THE UNDERSIGNED COUNSEL, HEREBY CERTIFY that copies of Florida Power & Light Company's forms 423-1, 423-1(a) edited, and 423-1(b) for the month of September, 2006, copies of St. Johns River Power Park edited forms 423-2, 423-2(a), and 423-2(b) for the month of September, 2006; and copies of Plant Scherer forms 423-2, 423-2(a), and 423-2(b) for the month of August, 2006 have been served via first class mail, postage prepaid to the parties listed below, this 12th day of January, 2007.

Lisa Bennett, Esq.
Wm. Cochran Keating VI, Esq. Division of
Legal Services
Florida Public Service Commission
2540 Shumard Oak Blvd.
Tallahassee, Florida 32399-0850

AARP(Twomey)
c/o Mike B. Twomey
P. O. Box 5256
Tallahassee, FL 32314-5256

Ausley Law Firm
Lee L. Willis/James D. Beasley
P.O. Box 391
Tallahassee, FL 32302

Beggs & Lane Law Firm
J. Stone/R. Badders/S. Griffin
P.O. Box 12950
Pensacola, FL 32591-2950

G. Sasso/J. Walls/D. Triplett
Carlton Fields Law Firm
P.O. Box 3239
Tampa, FL 33601-3239


Federal Executive Agencies
Lt. Col. K. White/Capt. D. Williams
c/o AFLSA/JACL-ULT
139 Barnes Drive, Suite 1
Tyndall AFB, FL 32403-5319

Florida Industrial Power Users Group
(McWhirter)
John W. McWhirter, Jr.
c/o McWhirter Reeves
400 North Tampa Street, Suite 2450
Tampa, FL 33602

Messer Law Firm
Norman H. Horton, Jr.
P.O. Box 1876
Tallahassee, FL 32302-1876

Office of Public Counsel
P. Christensen/C. Beck/J. McGlothlin
c/o The Florida Legislature
111 West Madison Street, Room 812
Tallahassee, FL 32399-1400

Office of the Attorney General
B. McCollum/J. Shreve/C. Bradley
The Capitol - PL01
Tallahassee, FL 32399


R. Wade Litchfield