

ORIGINAL

AUSLEY & McMULLEN

ATTORNEYS AND COUNSELORS AT LAW

227 SOUTH CALHOUN STREET
P.O. BOX 391 (ZIP 32302)
TALLAHASSEE, FLORIDA 32301
(850) 224-9115 FAX (850) 222-7560

January 16, 2007

HAND DELIVERED

RECEIVED-FPSC
07 JAN 16 PM 2:54
COMMISSION CLERK

Ms. Blanca S. Bayo, Director
Division of Commission Clerk
and Administrative Services
Florida Public Service Commission
2540 Shumard Oak Boulevard
Tallahassee, Florida 32399-0850

Re: Fuel and Purchased Power Cost Recovery Clause
and Generating Performance Incentive Factor;
FPSC Docket No. 070001-EI

Dear Ms. Bayo:

Enclosed for filing in the above-styled docket are the original and ten (10) copies of Tampa Electric Company's Forms 423-1, 423-1(a), 423-1(b), 423-2, 423-2(a), 423-2(b) and 423-2(c) for the month of November 2006. Portions of Forms 423-1(a), 423-2, 423-2(a) and 423-2(b) have been whited out to delete certain confidential proprietary business information which is the subject of a separate request for specified confidential treatment being simultaneously filed herewith.

Please acknowledge receipt and filing of the above by stamping the duplicate copy of this letter and returning same to this writer.

Thank you for your assistance in connection with this matter.

Sincerely,

James D. Beasley

- CMP
COM
CTR
ECR
GCL
OPC
RCA
SCR
SGA
SEC
OTH

JDB/pp
Enclosures

cc: All Parties of Record (w/o encls.)

RECEIVED & FILED

FPSC-BUREAU OF RECORDS

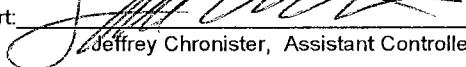
DOCUMENT NUMBER-DATE
00441 JAN 16 07
FPSC-COMMISSION CLERK

MONTHLY REPORT OF COST AND QUALITY OF FUEL OIL FOR ELECTRIC PLANTS
ORIGIN, VOLUME, DELIVERED PRICE AND AS RECEIVED QUALITY

1. Reporting Month: November Year: 2006

2. Reporting Company: Tampa Electric Company

3. Name, Title & Telephone Number of Contact Person Concerning Data
Submitted on this Form: Jeffrey Chronister, Assistant Controller
(813) - 228 - 1609

4. Signature of Official Submitting Report: 
Jeffrey Chronister, Assistant Controller

5. Date Completed: January 15, 2007

| Line No. (a) | Plant Name (b) | Supplier Name (c) | Shipping Point (d) | Purchase Type (e) | Delivery Location (f) | Delivery Date (g) | Type Oil (h) | Sulfur Content % (i) | BTU Content (BTU/Gal) (j) | Volume (Bbls) (k) | Delivered Price (\$/Bbl) (l) |
|--------------|----------------|-------------------------|--------------------|-------------------|-----------------------|-------------------|--------------|----------------------|---------------------------|-------------------|------------------------------|
| 1. | Polk | BP/Polk | Tampa | MTC | Polk | 11/01/06 | F02 | * | * | 1,075.67 | \$73.6597 |
| 2. | Polk | BP/Polk | Tampa | MTC | Polk | 11/02/06 | F02 | * | * | 1,075.55 | \$73.7353 |
| 3. | Polk | BP/Polk | Tampa | MTC | Polk | 11/03/06 | F02 | * | * | 531.52 | \$76.0453 |
| 4. | Polk | BP/Polk | Tampa | MTC | Polk | 11/04/06 | F02 | * | * | 531.76 | \$76.0453 |
| 5. | Polk | BP/Polk | Tampa | MTC | Polk | 11/05/06 | F02 | * | * | 177.26 | \$76.0453 |
| 6. | Polk | BP/Polk | Tampa | MTC | Polk | 11/07/06 | F02 | * | * | 712.00 | \$76.7677 |
| 7. | Polk | BP/Polk | Tampa | MTC | Polk | 11/08/06 | F02 | * | * | 709.02 | \$78.0907 |
| 8. | Polk | BP/Polk | Tampa | MTC | Polk | 11/18/06 | F02 | * | * | 180.64 | \$76.1293 |
| 9. | Polk | BP/Polk | Tampa | MTC | Polk | 11/19/06 | F02 | * | * | 355.00 | \$76.1294 |
| 10. | Polk | BP/Polk | Tampa | MTC | Polk | 11/20/06 | F02 | * | * | 527.62 | \$76.7887 |
| 11. | Polk | BP/Polk | Tampa | MTC | Polk | 11/21/06 | F02 | * | * | 343.48 | \$79.9723 |
| 12. | Phillips | BP/Phillips | Tampa | MTC | Phillips | 11/30/06 | F02 | * | * | 355.64 | \$83.0089 |
| 13. | Phillips | Transmontaigne/Phillips | Tampa | MTC | Phillips | 11/03/06 | F06 | * | * | 308.74 | \$49.1659 |
| 14. | Phillips | Transmontaigne/Phillips | Tampa | MTC | Phillips | 11/06/06 | F06 | * | * | 310.05 | \$47.8319 |
| 15. | Phillips | Transmontaigne/Phillips | Tampa | MTC | Phillips | 11/07/06 | F06 | * | * | 309.15 | \$47.8319 |
| 16. | Phillips | Transmontaigne/Phillips | Tampa | MTC | Phillips | 11/08/06 | F06 | * | * | 155.02 | \$47.8320 |
| 17. | Phillips | Transmontaigne/Phillips | Tampa | MTC | Phillips | 11/09/06 | F06 | * | * | 466.42 | \$47.8320 |
| 18. | Phillips | Transmontaigne/Phillips | Tampa | MTC | Phillips | 11/10/06 | F06 | * | * | 309.50 | \$47.8320 |
| 19. | Phillips | Transmontaigne/Phillips | Tampa | MTC | Phillips | 11/13/06 | F06 | * | * | 310.86 | \$49.6250 |
| 20. | Phillips | Transmontaigne/Phillips | Tampa | MTC | Phillips | 11/14/06 | F06 | * | * | 306.14 | \$49.6249 |
| 21. | Phillips | Transmontaigne/Phillips | Tampa | MTC | Phillips | 11/15/06 | F06 | * | * | 318.38 | \$49.6250 |
| 22. | Phillips | Transmontaigne/Phillips | Tampa | MTC | Phillips | 11/16/06 | F06 | * | * | 315.55 | \$49.6249 |
| 23. | Phillips | Transmontaigne/Phillips | Tampa | MTC | Phillips | 11/17/06 | F06 | * | * | 310.23 | \$49.6249 |
| 24. | Phillips | Transmontaigne/Phillips | Tampa | MTC | Phillips | 11/20/06 | F06 | * | * | 311.52 | \$48.5489 |

DOCUMENT NUMBER: DATE

* No analysis Taken 00441 JAN 16 5
FPSC FORM 423-1 (2/87)


FPSC-COMMISSION CLERK

ORIGINAL

MONTHLY REPORT OF COST AND QUALITY OF FUEL OIL FOR ELECTRIC PLANTS
 DETAIL OF INVOICE AND TRANSPORTATION CHARGES

1. Reporting Month: November Year: 2006
 2. Reporting Company: Tampa Electric Company

3. Name, Title & Telephone Number of Contact Person Concerning Data
 Submitted on this Form: Jeffrey Chronister, Assistant Controller
 (813) - 228 - 1609

4. Signature of Official Submitting Report: 
 Jeffrey Chronister, Assistant Controller

5. Date Completed: January 15, 2007


| Line No. (a) | Plant Name (b) | Supplier Name (c) | Delivery Location (d) | Delivery Date (e) | Type Oil (f) | Volume (Bbls) (g) | Invoice Price (\$/Bbl) (h) | Invoice Amount \$ (i) | Discount \$ (j) | Net Amount \$ (k) | Net Price (\$/Bbl) (l) | Quality Adjust. (\$/Bbl) (m) | Effective Purchase Price (\$/Bbl) (n) | Transport to Terminal (\$/Bbl) (o) | Add'l Transport Charges (\$/Bbl) (p) | Other Charges (\$/Bbl) (q) | Delivered Price (\$/Bbl) (r) |
|-----------------|-------------------|-------------------------|--------------------------|----------------------|-----------------|----------------------|-------------------------------|--------------------------|--------------------|----------------------|---------------------------|---------------------------------|--|---------------------------------------|---|-------------------------------|---------------------------------|
| 1. | Polk | BP/Polk | Polk | 11/01/06 | F02 | 1,075.67 | | | | | | | | | \$0.0000 | \$0.0000 | \$73.6597 |
| 2. | Polk | BP/Polk | Polk | 11/02/06 | F02 | 1,075.55 | | | | | | | | | \$0.0000 | \$0.0000 | \$73.7353 |
| 3. | Polk | BP/Polk | Polk | 11/03/06 | F02 | 531.52 | | | | | | | | | \$0.0000 | \$0.0000 | \$76.0453 |
| 4. | Polk | BP/Polk | Polk | 11/04/06 | F02 | 531.76 | | | | | | | | | \$0.0000 | \$0.0000 | \$76.0453 |
| 5. | Polk | BP/Polk | Polk | 11/05/06 | F02 | 177.26 | | | | | | | | | \$0.0000 | \$0.0000 | \$76.0453 |
| 6. | Polk | BP/Polk | Polk | 11/07/06 | F02 | 712.00 | | | | | | | | | \$0.0000 | \$0.0000 | \$76.7677 |
| 7. | Polk | BP/Polk | Polk | 11/08/06 | F02 | 709.02 | | | | | | | | | \$0.0000 | \$0.0000 | \$78.0907 |
| 8. | Polk | BP/Polk | Polk | 11/18/06 | F02 | 180.64 | | | | | | | | | \$0.0000 | \$0.0000 | \$76.1293 |
| 9. | Polk | BP/Polk | Polk | 11/19/06 | F02 | 355.00 | | | | | | | | | \$0.0000 | \$0.0000 | \$76.1294 |
| 10. | Polk | BP/Polk | Polk | 11/20/06 | F02 | 527.62 | | | | | | | | | \$0.0000 | \$0.0000 | \$76.7887 |
| 11. | Polk | BP/Polk | Polk | 11/21/06 | F02 | 343.48 | | | | | | | | | \$0.0000 | \$0.0000 | \$79.9723 |
| 12. | Phillips | BP/Phillips | Phillips | 11/30/06 | F02 | 355.64 | | | | | | | | | \$0.0000 | \$0.0000 | \$83.0089 |
| 13. | Phillips | Transmontaigne/Phillips | Phillips | 11/03/06 | F06 | 308.74 | | | | | | | | | \$0.0000 | \$0.0000 | \$49.1659 |
| 14. | Phillips | Transmontaigne/Phillips | Phillips | 11/06/06 | F06 | 310.05 | | | | | | | | | \$0.0000 | \$0.0000 | \$47.8319 |
| 15. | Phillips | Transmontaigne/Phillips | Phillips | 11/07/06 | F06 | 309.15 | | | | | | | | | \$0.0000 | \$0.0000 | \$47.8319 |
| 16. | Phillips | Transmontaigne/Phillips | Phillips | 11/08/06 | F06 | 155.02 | | | | | | | | | \$0.0000 | \$0.0000 | \$47.8320 |
| 17. | Phillips | Transmontaigne/Phillips | Phillips | 11/09/06 | F06 | 466.42 | | | | | | | | | \$0.0000 | \$0.0000 | \$47.8320 |
| 18. | Phillips | Transmontaigne/Phillips | Phillips | 11/10/06 | F06 | 309.50 | | | | | | | | | \$0.0000 | \$0.0000 | \$47.8320 |
| 19. | Phillips | Transmontaigne/Phillips | Phillips | 11/13/06 | F06 | 310.86 | | | | | | | | | \$0.0000 | \$0.0000 | \$49.6250 |
| 20. | Phillips | Transmontaigne/Phillips | Phillips | 11/14/06 | F06 | 306.14 | | | | | | | | | \$0.0000 | \$0.0000 | \$49.6249 |
| 21. | Phillips | Transmontaigne/Phillips | Phillips | 11/15/06 | F06 | 318.38 | | | | | | | | | \$0.0000 | \$0.0000 | \$49.6250 |
| 22. | Phillips | Transmontaigne/Phillips | Phillips | 11/16/06 | F06 | 315.55 | | | | | | | | | \$0.0000 | \$0.0000 | \$49.6249 |
| 23. | Phillips | Transmontaigne/Phillips | Phillips | 11/17/06 | F06 | 310.23 | | | | | | | | | \$0.0000 | \$0.0000 | \$49.6249 |
| 24. | Phillips | Transmontaigne/Phillips | Phillips | 11/20/06 | F06 | 311.52 | | | | | | | | | \$0.0000 | \$0.0000 | \$48.5489 |

* No analysis Taken
 FPSC FORM 423-1(a) (2/87)

MONTHLY REPORT OF COST AND QUALITY OF FUEL OIL FOR ELECTRIC PLANTS
 REPORT OF ADJUSTMENTS TO PREVIOUS OIL DELIVERIES

1. Reporting Month: November Year: 2006
 2. Reporting Company: Tampa Electric Company

3. Name, Title & Telephone Number of Contact Person Concerning Data
 Submitted on this Form: Jeffrey Chronister, Director Financial Reporting
 (813) - 228 - 1609

4. Signature of Official Submitting Report: 
 Jeffrey Chronister, Assistant Controller

5. Date Completed: January 15, 2007


| Line No. (a) | Month Reported (b) | Form Plant Name (c) | Supplier (d) | Original Line Number (e) | Old Volume (Bbls) (f) | Form No. (g) | Column Designator & Title (h) | Old Value (i) | New Value (j) | New Delivered Price (\$/Bbls) (k) | Reason for Revision (l) |
|-----------------|-----------------------|------------------------|-----------------|-----------------------------|--------------------------|-----------------|----------------------------------|------------------|------------------|--------------------------------------|----------------------------|
|-----------------|-----------------------|------------------------|-----------------|-----------------------------|--------------------------|-----------------|----------------------------------|------------------|------------------|--------------------------------------|----------------------------|

None.

MONTHLY REPORT OF COST AND QUALITY OF COAL FOR ELECTRIC PLANTS
ORIGIN, TONNAGE, DELIVERED PRICE AND AS RECEIVED QUALITY

1. Reporting Month: November Year: 2006
 2. Reporting Company: Tampa Electric Company
 3. Plant Name: TECO Bulk Terminal Transfer Facility - Big Bend Station (1)

4. Name, Title & Telephone Number of Contact Person Concerning Data
 Submitted on this Form: Jeffrey Chronister, Assistant Controller
 (813) - 228 - 1609

5. Signature of Official Submitting Form: 
 Jeffrey Chronister, Assistant Controller

6. Date Completed: January 15, 2007

| Line No. (a) | Supplier Name (b) | Mine Location (c) | Purchase Type (d) | Transport Mode (e) | Tons (f) | Effective Purchase Price (\$/Ton) (g) | Total Transport Charges (\$/Ton) (h) | Delivered Price Transfer Facility (\$/Ton) (i) | As Received Coal Quality | | | |
|-----------------|-------------------------|----------------------|----------------------|-----------------------|-------------|---|--|--|----------------------------|--------------------------------|-------------------------|------------------------------|
| | | | | | | | | | Sulfur Content % (j) | BTU Content (BTU/lb) (k) | Ash Content % (l) | Moisture Content % (m) |
| 1. | Alliance Coal | 10,IL,193 | LTC | RB | 63,847.00 | | | \$49.700 | 3.05 | 11,741 | 6.63 | 12.29 |
| 2. | Coal Sales | 10,IL,157 | LTC | RB | 37,343.74 | | | \$42.680 | 2.89 | 11,113 | 8.17 | 13.63 |
| 3. | Dodge Hill Mining | 9,KY,225 | LTC | RB | 35,592.80 | | | \$52.970 | 2.47 | 12,605 | 8.91 | 7.17 |
| 4. | Knight Hawk | 10,IL,77&145 | S | RB | 60,691.90 | | | \$41.240 | 2.95 | 11,223 | 8.85 | 12.50 |
| 5. | Synthetic American Fuel | 10, IL,165 | LTC | RB | 32,696.80 | | | \$45.080 | 2.99 | 12,056 | 8.83 | 9.47 |
| 6. | Dodge Hill Mining | 9,KY,225 | LTC | RB | 8,791.20 | | | \$53.470 | 2.43 | 12,604 | 8.74 | 7.44 |
| 7. | Knight Hawk | 10,IL,77&145 | LTC | RB | 13,460.48 | | | \$42.740 | 2.86 | 11,157 | 8.77 | 13.12 |
| 8. | Synthetic American Fuel | 10, IL,165 | LTC | RB | 15,295.30 | | | \$52.940 | 2.80 | 12,136 | 8.36 | 9.47 |
| 9. | Synthetic American Fuel | 10, IL,165 | LTC | RB | 5,059.10 | | | \$53.440 | 2.62 | 12,154 | 7.92 | 9.84 |
| 10. | SMCC | 9, KY, 233 | S | RB | 27,978.20 | | | \$44.540 | 2.87 | 11,579 | 10.72 | 10.23 |
| 11. | Dodge Hill Mining | 9,KY,225 | LTC | RB | 5,101.50 | | | \$51.090 | 2.91 | 11,979 | 8.80 | 10.07 |
| 12. | Phoenix | 9,KY,177 | S | RB | 33,029.60 | | | \$45.340 | 2.99 | 10,985 | 12.34 | 11.61 |

(1) As TECO Bulk Terminal Transfer Facility is a central storage site for coal prior to its delivery to the power plant, the coal from suppliers noted on this schedule is usually delivered to Big Bend Station but could ultimately be delivered to Polk Station.


MONTHLY REPORT OF COST AND QUALITY OF COAL FOR ELECTRIC PLANTS
 DETAILED PURCHASED COAL INVOICE INFORMATION

1. Reporting Month: November Year: 2006

2. Reporting Company: Tampa Electric Company

3. Plant Name: TECO Bulk Terminal Transfer Facility - Big Bend Station (1)

4. Name, Title & Telephone Number of Contact Person Concerning Data
 Submitted on this Form: Jeffrey Chronister, Assistant Controller
 (813) - 228 - 1609

5. Signature of Official Submitting Form: 
 Jeffrey Chronister, Assistant Controller

6. Date Completed: January 15, 2007

| Line No. (a) | Supplier Name (b) | Mine Location (c) | Purchase Type (d) | Tons (e) | F.O.B. (2) Mine Price (\$/Ton) (f) | Shorthaul & Loading Charges (\$/Ton) (g) | Original Invoice Price (\$/Ton) (h) | Retro-active Price Adjustments (\$/Ton) (i) | Base Price (\$/Ton) (j) | Quality Adjustments (\$/Ton) (k) | Effective Purchase Price (\$/Ton) (l) |
|-----------------|-------------------------|----------------------|----------------------|-------------|---|---|---|--|-------------------------------|--|---|
| 1. | Alliance Coal | 10,IL,193 | LTC | 63,847.00 | N/A | \$0.00 | | \$0.000 | | \$0.000 | |
| 2. | Coal Sales | 10,IL,157 | LTC | 37,343.74 | N/A | \$0.00 | | \$0.000 | | \$0.000 | |
| 3. | Dodge Hill Mining | 9,KY,225 | LTC | 35,592.80 | N/A | \$0.00 | | \$0.000 | | \$0.000 | |
| 4. | Knight Hawk | 10,IL,77&145 | S | 60,691.90 | N/A | \$0.00 | | \$0.000 | | \$0.000 | |
| 5. | Synthetic American Fuel | 10, IL,165 | LTC | 32,696.80 | N/A | \$0.00 | | \$0.000 | | \$0.000 | |
| 6. | Dodge Hill Mining | 9,KY,225 | LTC | 8,791.20 | N/A | \$0.00 | | \$0.000 | | \$0.000 | |
| 7. | Knight Hawk | 10,IL,77&145 | LTC | 13,460.48 | N/A | \$0.00 | | \$0.000 | | \$0.000 | |
| 8. | Synthetic American Fuel | 10, IL,165 | LTC | 15,295.30 | N/A | \$0.00 | | \$0.000 | | \$0.000 | |
| 9. | Synthetic American Fuel | 10, IL,165 | LTC | 5,059.10 | N/A | \$0.00 | | \$0.000 | | \$0.000 | |
| 10. | SMCC | 9, KY, 233 | S | 27,978.20 | N/A | \$0.00 | | \$0.000 | | \$0.000 | |
| 11. | Dodge Hill Mining | 9,KY,225 | LTC | 5,101.50 | N/A | \$0.00 | | \$0.000 | | \$0.000 | |
| 12. | Phoenix | 9,KY,177 | S | 33,029.60 | N/A | \$0.00 | | \$0.000 | | \$0.000 | |

(1) As TECO Bulk Terminal Transfer Facility is a central storage site for coal prior to its delivery to the power plant, the coal from suppliers noted on this schedule is usually delivered to Big Bend Station but could ultimately be delivered to Polk Station.

(2) Tampa Electric purchases coal F.O.B. shipping point or F.O.B. destination.


MONTHLY REPORT OF COST AND QUALITY OF COAL FOR ELECTRIC PLANTS
DETAIL OF TRANSPORTATION CHARGES

1. Reporting Month: November Year: 2006

2. Reporting Company: Tampa Electric Company

3. Plant Name: TECO Bulk Terminal Transfer Facility - Big Bend Station (1)

4. Name, Title & Telephone Number of Contact Person Concerning Data
Submitted on this Form: Jeffrey Chronister, Assistant Controller
(813) - 228 - 1609

5. Signature of Official Submitting Form: 
Jeffrey Chronister, Assistant Controller

6. Date Completed: January 15, 2007

| Line No. (a) | Supplier Name (b) | Mine Location (c) | Shipping Point (d) | Transport Mode (e) | Tons (f) | (2) Effective Purchase Price (\$/Ton) (g) | Add'l Shorthaul & Loading Charges (\$/Ton) (h) | Rail Charges | | Waterborne Charges | | | | | Total Transportation Charges (\$/Ton) (p) | Delivered Price Transfer Facility (\$/Ton) (q) | |
|-----------------|-------------------------|----------------------|---------------------------|-----------------------|-------------|--|--|------------------------------|---------------------------------------|-------------------------------------|---------------------------------------|-------------------------------------|--|--|---|--|----------|
| | | | | | | | | Rail Rate (\$/Ton) (i) | Other Rail Charges (\$/Ton) (j) | River Barge Rate (\$/Ton) (k) | Trans-loading Rate (\$/Ton) (l) | Ocean Barge Rate (\$/Ton) (m) | Other Water Charges (\$/Ton) (n) | Other Related Charges (\$/Ton) (o) | | | |
| 1. | Alliance Coal | 10,IL,193 | White Cnty., IL | RB | 63,847.00 | | \$0.000 | \$0.000 | | | | | | | | | \$49.700 |
| 2. | Coal Sales | 10,IL,157 | Randolph Cnty., IL | RB | 37,343.74 | | \$0.000 | \$0.000 | | | | | | | | | \$42.680 |
| 3. | Dodge Hill Mining | 9,KY,225 | Union Cnty., KY | RB | 35,592.80 | | \$0.000 | \$0.000 | | | | | | | | | \$52.970 |
| 4. | Knight Hawk | 10,IL,77&145 | Jackson & Perry Cnty., IL | RB | 60,691.90 | | \$0.000 | \$0.000 | | | | | | | | | \$41.240 |
| 5. | Synthetic American Fuel | 10, IL,165 | Saline Cnty., IL | RB | 32,696.80 | | \$0.000 | \$0.000 | | | | | | | | | \$45.080 |
| 6. | Dodge Hill Mining | 9,KY,225 | Union Cnty, KY | RB | 8,791.20 | | \$0.000 | \$0.000 | | | | | | | | | \$53.470 |
| 7. | Knight Hawk | 10,IL,77&145 | Jackson & Perry Cnty., IL | RB | 13,460.48 | | \$0.000 | \$0.000 | | | | | | | | | \$42.740 |
| 8. | Synthetic American Fuel | 10, IL,165 | Saline Cnty., IL | RB | 15,295.30 | | \$0.000 | \$0.000 | | | | | | | | | \$52.940 |
| 9. | Synthetic American Fuel | 10, IL,165 | Saline Cnty., IL | RB | 5,059.10 | | \$0.000 | \$0.000 | | | | | | | | | \$53.440 |
| 10. | SMCC | 9, KY, 233 | Webster Cnty., KY | RB | 27,978.20 | | \$0.000 | \$0.000 | | | | | | | | | \$44.540 |
| 11. | Dodge Hill Mining | 9,KY,225 | Union Cnty., KY | RB | 5,101.50 | | \$0.000 | \$0.000 | | | | | | | | | \$51.090 |
| 12. | Phoenix | 9,KY,177 | Muhlenberg Cnty., KY | RB | 33,029.60 | | \$0.000 | \$0.000 | | | | | | | | | \$45.340 |

(1) As TECO Bulk Terminal Transfer Facility is a central storage site for coal prior to its delivery to the power plant, the coal from suppliers noted on this schedule is usually delivered to Big Bend Station but could ultimately be delivered to Polk Station.

(2) Tampa Electric purchases coal F.O.B. shipping point or F.O.B. destination.


MONTHLY REPORT OF COST AND QUALITY OF COAL FOR ELECTRIC PLANTS
ORIGIN, TONNAGE, DELIVERED PRICE AND AS RECEIVED QUALITY

1. Reporting Month: November Year: 2006

2. Reporting Company: Tampa Electric Company

3. Plant Name: TECO Bulk Terminal Transfer Facility - Polk Station (1)

4. Name, Title & Telephone Number of Contact Person Concerning Data
Submitted on this Form: Jeffrey Chronister, Assistant Controller
(813) 228 - 1609

5. Signature of Official Submitting Form: 
Jeffrey Chronister, Assistant Controller

6. Date Completed: January 15, 2007

| Line No. (a) | Supplier Name (b) | Mine Location (c) | Purchase Type (d) | Transport Mode (e) | Tons (f) | Effective Purchase Price (\$/Ton) (g) | Total Transport Charges (\$/Ton) (h) | Delivered Price Transfer Facility (\$/Ton) (i) | As Received Coal Quality | | | |
|-----------------|----------------------|----------------------|----------------------|-----------------------|-------------|---|--|---|----------------------------|--------------------------------|-------------------------|------------------------------|
| | | | | | | | | | Sulfur Content % (j) | BTU Content (BTU/lb) (k) | Ash Content % (l) | Moisture Content % (m) |
| 1. | SSM Petcoke | N/A | S | RB | 31,490.98 | | | \$50.060 | 4.86 | 13,993 | 0.28 | 7.81 |

(1) As TECO Bulk Terminal Transfer Facility is a central storage site for coal prior to its delivery to the power plant, the coal from suppliers noted on this schedule is usually delivered to Polk Station but could ultimately be delivered to Big Bend Station.


MONTHLY REPORT OF COST AND QUALITY OF COAL FOR ELECTRIC PLANTS
 DETAILED PURCHASED COAL INVOICE INFORMATION

1. Reporting Month: November Year: 2006

2. Reporting Company: Tampa Electric Company

3. Plant Name: TECO Bulk Terminal Transfer Facility - Polk Station (1)

4. Name, Title & Telephone Number of Contact Person Concerning Data
 Submitted on this Form: Jeffrey Chronister, Manager Financial Reporting
 (813) - 228 - 1609

5. Signature of Official Submitting Form: 
 Jeffrey Chronister, Assistant Controller

6. Date Completed: January 15, 2007

| No. (a) | Line Supplier Name (b) | Mine Location (c) | Purchase Type (d) | Tons (e) | F.O.B.(2) Mine Price (\$/Ton) (f) | Shorthaul & Loading Charges (\$/Ton) (g) | Original Invoice Price (\$/Ton) (h) | Retro- active Price Adjustments (\$/Ton) (i) | Base Price (\$/Ton) (j) | Quality Adjust- ments (\$/Ton) (k) | Effective Purchase Price (\$/Ton) (l) |
|------------|------------------------------|-------------------------|-------------------------|-------------|---|--|---|---|----------------------------------|--|---|
| 1. | SSM Petcoke | N/A | S | 31,490.98 | N/A | \$0.000 | | \$0.000 | | \$0.000 | |

(1) As TECO Bulk Terminal Transfer Facility is a central storage site for coal prior to its delivery to the power plant, the coal from suppliers noted on this schedule is usually delivered to Polk Station but could ultimately be delivered to Big Bend Station.


(2) Tampa Electric purchases coal F.O.B. shipping point or F.O.B. destination.

MONTHLY REPORT OF COST AND QUALITY OF COAL FOR ELECTRIC PLANTS
 DETAIL OF TRANSPORTATION CHARGES

1. Reporting Month: November Year: 2006
 2. Reporting Company: Tampa Electric Company
 3. Plant Name: TECO Bulk Terminal Transfer Facility - Polk Station (1)

4. Name, Title & Telephone Number of Contact Person Concerning Data
 Submitted on this Form: Jeffrey Chronister, Assistant Controller
 (813) 228 - 1609

5. Signature of Official Submitting Form:



Jeffrey Chronister, Assistant Controller

6. Date Completed: January 15, 2007


| Line No. (a) | Supplier Name (b) | Mine Location (c) | Shipping Point (d) | Transport Mode (e) | Tons (f) | (2) Effective Purchase Price (\$/Ton) (g) | Add'l Shorthaul & Loading Charges (\$/Ton) (h) | Rail Charges | | Waterborne Charges | | | | | Total Transportation Charges (\$/Ton) (p) | Delivered Price Transfer Facility (\$/Ton) (q) | |
|-----------------|----------------------|----------------------|-----------------------|-----------------------|-------------|---|--|------------------------------|---------------------------------------|-------------------------------------|---------------------------------------|-------------------------------------|----------------------------------|--|---|--|----------|
| | | | | | | | | Rail Rate (\$/Ton) (i) | Other Rail Charges (\$/Ton) (j) | River Barge Rate (\$/Ton) (k) | Trans-loading Rate (\$/Ton) (l) | Ocean Barge Rate (\$/Ton) (m) | Water Charges (\$/Ton) (n) | Other Related Charges (\$/Ton) (o) | | | |
| 1. | SSM Petcoke | N/A | Davant, La. | RB | 31,490.98 | | \$0.000 | \$0.000 | | | | | | | | | \$50.060 |

(1) As TECO Bulk Terminal Transfer Facility is a central storage site for coal prior to its delivery to the power plant, the coal from suppliers noted on this schedule is usually delivered to Polk Station but could ultimately be delivered to Big Bend Station.

MONTHLY REPORT OF COST AND QUALITY OF COAL FOR ELECTRIC PLANTS
 ORIGIN, TONNAGE, DELIVERED PRICE AND AS RECEIVED QUALITY

1. Reporting Month: November Year: 2006
 2. Reporting Company: Tampa Electric Company
 3. Plant Name: Big Bend Station

4. Name, Title & Telephone Number of Contact Person Concerning Data
 Submitted on this Form: Jeffrey Chronister, Assistant Controller
 (813) - 228 - 1609

5. Signature of Official Submitting Form: 
 Jeffrey Chronister, Assistant Controller

6. Date Completed: January 15, 2007

| Line No. (a) | Supplier Name (b) | Mine Location (c) | Purchase Type (d) | Transport Mode (e) | Tons (f) | Effective Purchase Price (\$/Ton) (g) | Total Transport Charges (\$/Ton) (h) | FOB Plant Price (\$/Ton) (i) | Sulfur Content % (j) | BTU Content (BTU/lb) (k) | Ash Content % (l) | Moisture Content % (m) |
|-----------------|----------------------|----------------------|----------------------|-----------------------|-------------|---|--|------------------------------------|----------------------------|--------------------------------|-------------------------|------------------------------|
| 1. | Transfer Facility | N/A | N/A | OB | 371,768.00 | | | \$60.574 | 2.86 | 11636 | 8.10 | 11.73 |


MONTHLY REPORT OF COST AND QUALITY OF COAL FOR ELECTRIC PLANTS
 DETAILED PURCHASED COAL INVOICE INFORMATION

1. Reporting Month: November Year: 2006

2. Reporting Company: Tampa Electric Company

3. Plant Name: Big Bend Station

4. Name, Title & Telephone Number of Contact Person Concerning Data
 Submitted on this Form: Jeffrey Chronister, Assistant Controller
 (813) - 228 - 1609

5. Signature of Official Submitting Form: 
 Jeffrey Chronister, Assistant Controller

6. Date Completed: January 15, 2007


| Line No. (a) | Supplier Name (b) | Mine Location (c) | Purchase Type (d) | Tons (e) | F.O.B. Mine Price (\$/Ton) (f) | Shorthaul & Loading Charges (\$/Ton) (g) | Original Invoice Price (\$/Ton) (h) | Retro-active Price Adjustments (\$/Ton) (i) | Base Price (\$/Ton) (j) | Quality Adjustments (\$/Ton) (k) | Effective Purchase Price (\$/Ton) (l) |
|-----------------|----------------------|----------------------|----------------------|-------------|--------------------------------------|--|---|---|-------------------------------|--|---|
| 1. | Transfer Facility | N/A | N/A | 371,768.00 | N/A | \$0.000 | | \$0.000 | | \$0.000 | |

MONTHLY REPORT OF COST AND QUALITY OF COAL FOR ELECTRIC PLANTS
 DETAIL OF TRANSPORTATION CHARGES

1. Reporting Month: November Year: 2006
 2. Reporting Company: Tampa Electric Company
 3. Plant Name: Big Bend Station

4. Name, Title & Telephone Number of Contact Person Concerning Data
 Submitted on this Form: Jeffrey Chronister, Assistant Controller
 (813) - 228 - 1609

5. Signature of Official Submitting Form:



Jeffrey Chronister, Assistant Controller


6. Date Completed: January 15, 2007

| Line No. (a) | Supplier Name (b) | Mine Location (c) | Shipping Point (d) | Transport Mode (e) | Tons (f) | Effective Purchase Price (\$/Ton) (g) | Add'l Shorthaul & Loading Charges (\$/Ton) (h) | Rail Rate (\$/Ton) (i) | Other Rail Charges (\$/Ton) (j) | River Barge Rate (\$/Ton) (k) | Trans-loading Rate (\$/Ton) (l) | Ocean Barge Rate (\$/Ton) (m) | Other Water Charges (\$/Ton) (n) | Other Related Charges (\$/Ton) (o) | Total Transportation Charges (\$/Ton) (p) | FOB Plant Price (\$/Ton) (q) |
|-----------------|----------------------|----------------------|-----------------------|-----------------------|-------------|---|--|------------------------------|---------------------------------------|-------------------------------------|---------------------------------------|-------------------------------------|--|--|---|------------------------------------|
| 1. | Transfer Facility | N/A | Davant, La. | OB | 371,768.00 | | \$0.000 | | \$0.000 | | | | | | | \$60.574 |

MONTHLY REPORT OF COST AND QUALITY OF COAL FOR ELECTRIC PLANTS
 ORIGIN, TONNAGE, DELIVERED PRICE AND AS RECEIVED QUALITY

- 1. Reporting Month: November Year: 2006
- 2. Reporting Company: Tampa Electric Company
- 3. Plant Name: Polk Station

4. Name, Title & Telephone Number of Contact Person Concerning Data
 Submitted on this Form: Jeffrey Chronister, Assistant Controller
 (813) 228 - 1609

5. Signature of Official Submitting Form: 
 Jeffrey Chronister, Assistant Controller

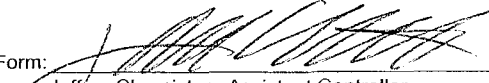
6. Date Completed: January 15, 2007

| Line No. (a) | Supplier Name (b) | Mine Location (c) | Purchase Type (d) | Transport Mode (e) | Tons (f) | Effective Purchase Price (\$/Ton) (g) | Total Transport Charges (\$/Ton) (h) | FOB Plant Price (\$/Ton) (i) | As Received Coal Quality | | | |
|-----------------|----------------------|----------------------|----------------------|-----------------------|-------------|---|--|------------------------------------|--------------------------|-----------------------------|----------------------|---------------------------|
| | | | | | | | | | Sulfur Content % (j) | BTU Content (BTU/lb) (k) | Ash Content % (l) | Moisture Content % (m) |
| 1. | Transfer facility | N/A | N/A | OB | 28,413.00 | | | \$58.074 | 2.60 | 12,141 | 6.64 | 10.67 |
| 2. | CMC-Columbia | 45, Columbia, 999 | LTC | OB | 33,045.00 | | | \$52.150 | 0.69 | 10,545 | 11.83 | 13.83 |

MONTHLY REPORT OF COST AND QUALITY OF COAL FOR ELECTRIC PLANTS
 DETAILED PURCHASED COAL INVOICE INFORMATION

- 1. Reporting Month: November Year: 2006
- 2. Reporting Company: Tampa Electric Company
- 3. Plant Name: Polk Station

4. Name, Title & Telephone Number of Contact Person Concerning Data
 Submitted on this Form: Jeffrey Chronister, Assistant Controller
 (813) 228 - 1609

5. Signature of Official Submitting Form: 
 Jeffrey Chronister, Assistant Controller

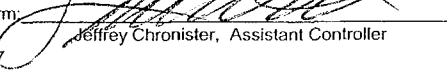
6. Date Completed: January 15, 2007

| Line No. (a) | Supplier Name (b) | Mine Location (c) | Purchase Type (d) | Tons (e) | F.O.B. Mine Price (\$/Ton) (f) | Shorthaul & Loading Charges (\$/Ton) (g) | Original Invoice Price (\$/Ton) (h) | Retro-active Price Adjustments (\$/Ton) (i) | Base Price (\$/Ton) (j) | Quality Adjustments (\$/Ton) (k) | Effective Purchase Price (\$/Ton) (l) |
|--------------|-------------------|-------------------|-------------------|-----------|--------------------------------|--|-------------------------------------|---|-------------------------|----------------------------------|---------------------------------------|
| 1. | Transfer facility | N/A | N/A | 28,413.00 | N/A | \$0.000 | | \$0.000 | | \$0.000 | |
| 2. | CMC-Columbia | 45, Columbia, 999 | LTC | 33,045.00 | N/A | \$0.000 | | \$0.000 | | \$0.000 | |

MONTHLY REPORT OF COST AND QUALITY OF COAL FOR ELECTRIC PLANTS
 DETAIL OF TRANSPORTATION CHARGES

1. Reporting Month: November Year: 2006
 2. Reporting Company: Tampa Electric Company
 3. Plant Name: Polk Station

4. Name, Title & Telephone Number of Contact Person Concerning Data
 Submitted on this Form: Jeffrey Chronister, Assistant Controller
 (813) 228 - 1609


5. Signature of Official Submitting Form: 
 Jeffrey Chronister, Assistant Controller
 6. Date Completed: January 15, 2007

| Line No. (a) | Supplier Name (b) | Mine Location (c) | Shipping Point (d) | Transport Mode (e) | Tons (f) | Effective Purchase Price (\$/Ton) (g) | Add'l Shorthaul & Loading Charges (\$/Ton) (h) | Rail Charges | | Waterborne Charges | | | | | Total Transportation Charges (\$/Ton) (p) | FOB Plant Price (\$/Ton) (q) | |
|-----------------|----------------------|----------------------|-----------------------|-----------------------|-------------|---|--|------------------------------|---------------------------------------|-------------------------------------|---------------------------------------|-------------------------------------|--|--|---|------------------------------------|----------|
| | | | | | | | | Rail Rate (\$/Ton) (i) | Other Rail Charges (\$/Ton) (j) | River Barge Rate (\$/Ton) (k) | Trans-loading Rate (\$/Ton) (l) | Ocean Barge Rate (\$/Ton) (m) | Other Water Charges (\$/Ton) (n) | Other Related Charges (\$/Ton) (o) | | | |
| 1. | Transfer facility | N/A | N/A | OB | 28,413.00 | | \$0.000 | \$0.000 | | | | | | | | | \$58.209 |
| 2. | CMC-Columbia | 45, Columbia, 999 | N/A | 0 | 33,045.00 | | \$0.000 | \$0.000 | | | | | | | | | \$52.100 |

MONTHLY REPORT OF COST AND QUALITY OF COAL FOR ELECTRIC PLANTS
 REPORT OF ADJUSTMENTS TO PREVIOUS COAL DELIVERED

1. Reporting Month: November Year: 2006
 2. Reporting Company: Tampa Electric Company

3. Name, Title & Telephone Number of Contact Person Concerning Data
 Submitted on this Form: Jeffrey Chronister, Assistant Controller
 (813) 228 - 1609

4. Signature of Official Submitting Report: 
 Jeffrey Chronister, Assistant Controller

5. Date Completed: January 15, 2007

| Line No. (a) | Month Reported (b) | Form Plant Name (c) | Intended Generating Plant (d) | Supplier (e) | Original Line Number (f) | Old Volume Tons (g) | Form No. (h) | Column Designator & Title (i) | Old Value (j) | New Value (k) | Delivered Price Transfer Facility (\$/Ton) (l) | Reason for Revision (m) |
|-----------------|-----------------------|------------------------|----------------------------------|-----------------|-----------------------------|------------------------|-----------------|----------------------------------|------------------|------------------|---|----------------------------|
|-----------------|-----------------------|------------------------|----------------------------------|-----------------|-----------------------------|------------------------|-----------------|----------------------------------|------------------|------------------|---|----------------------------|

None.