

ORIGINAL

**Harmony Homes
Water**

Docket No. 060368-WS

Application to Increase Rates and Charges
For a "Class A" Utility
In

Seminole County, Florida

Rate Base Workpapers

Utility Plant in Service

Accumulated Depreciation

CIAC

Accumulated Amortization of CIAC

DOCUMENT NUMBER-DATE

00685 JAN 24 8

FPCO-COMMISSION OF EPW

Index of Rate Base Workpapers- UPIS, Accum Depr, CIAC, Accum Amort of CIAC

Describe Workpaper	FWS		ASI	
	Water	Sewer	Water	Sewer
	Page ref	Page ref	Page ref	Page ref
Company Header Sheet	1	1	1	1
Index Page	2 a,b	2 a,b	2 a,b	2 a,b
Utility Plant in Service				
Per Books- by month				
2004	3	3	N/A	N/A
2005	4 a,b	4 a,b	4 a,b	4 a,b
2006	5	5	5	5
Details of changes and year end balances since Rate Base last established through 12/31/07				
	6	6	6 a,b	6 a,b
Adjusted Balances				
2004				
Amendatory Order Balances	7	7	N/A	N/A
CWIP to Plant	8	8	N/A	N/A
Retirements	9	9	N/A	N/A
Adjustments	10	10	N/A	N/A
2004 Monthly Balances-Adjusted	11	11	N/A	N/A
2005				
CWIP to Plant	12	12	N/A	N/A
Retirements	13	13	N/A	N/A
Adjustments	14	14	14	14
a,b 2005 Monthly Balances-Adjusted	15 a,b	15 a,b	15 a,b	15 a,b
2006				
CWIP to Plant	16	16	16	16
Retirements	17	17	17	17
Adjustments	18	18	18	18
a,b 2006 Monthly Balances-Adjusted	19 a,b	19 a,b	19 a,b	19 a,b
2007				
CWIP to Plant	20	20	20	20
Retirements	21	21	21	21
Adjustments	22	22	22	22
a,b 2007 Monthly Balances-Adjusted	23 a,b	23 a,b	23 a,b	23 a,b
Accumulated Depreciation				
Per Books- by month				
2004	24	24	N/A	N/A
2005	25 a,b	25 a,b	25 a,b	25 a,b
2006	26	26	26	26
Details of changes and year end balances since Rate Base last established through 12/31/07				
	27	27	27 a,b	27 a,b
Adjusted Balances				
2004				
Amendatory Order Balances	28	28	N/A	N/A
Depreciable Plant	29	29	N/A	N/A
Depreciation Rates	30	30	N/A	N/A
Depreciation Expense	31	31	N/A	N/A
Retirements	32	32	N/A	N/A
Adjustments	33	33	N/A	N/A
2004 Monthly Balances-Adjusted	34	34	N/A	N/A
2005				
Depreciable Plant	35	35	N/A	N/A
Depreciation Rates	36	36	N/A	N/A
Depreciation Expense	37	37	N/A	N/A
Retirements	38	38	N/A	N/A
Adjustments	39	39	39	39
2005 Monthly Balances-Adjusted	40 a,b	40 a,b	40 a,b	40 a,b
2006				
Depreciable Plant	41	41	41	41
Depreciation Rates	42	42	42	42
Depreciation Expense	43	43	43	43
Retirements	44	44	44	44
Adjustments	45	45	45	45
2006 Monthly Balances-Adjusted	46 a,b	46 a,b	46 a,b	46 a,b
2007				
Depreciable Plant	47	47	47	47
Depreciation Rates	48	48	48	48
Depreciation Expense	49	49	49	49
Retirements	50	50	50	50
Adjustments	51	51	51	51
2007 Monthly Balances-Adjusted	52 a,b	52 a,b	52 a,b	52 a,b

Note: pages above marked "a" refer to Rate Base Workpapers which exclude Admin level IT amounts which benefit all Florida systems.
 Pages marked "b" are MFR pages which include appropriate amounts as "Computer Equipment" (acct 340.51).

26

Index of Rate Base Workpapers- UPIs, Accum Depr, CIAC, Accum Amort of CIAC

Describe Workpaper	FWS		ASI	
	Water	Sewer	Water	Sewer
	Page ref	Page ref	Page ref	Page ref
CIAC				
Per Books- by month				
2004	53	53	N/A	N/A
2005	54 a,b	54 a,b	54 a,b	54 a,b
2006	55	55	55	55
Details of changes and year end balances since Rate Base last established through 12/31/07				
	56	56	56 a,b	56 a,b
Adjusted Balances				
2004	FWS Amendatory Order Balances, or ASI 12/31/04 balances -assigned to categories			
	57	57	57	57
	58	58	N/A	N/A
	59	59	N/A	N/A
	60	60	N/A	N/A
	61	61	N/A	N/A
2005	CIAC Additions			
	62	62	62	62
	62	62	62	62
	63 a,b	63 a,b	63 a,b	63 a,b
2006	CIAC Additions			
	64	64	64	64
	64	64	64	64
	65 a,b	65 a,b	65 a,b	65 a,b
2007	CIAC Additions			
	66	66	66	66
	66	66	66	66
	67 a,b	67 a,b	67 a,b	67 a,b
Accumulated Amort of CIAC				
Per Books- by month				
2004	68	68	N/A	N/A
2005	69 a,b	69 a,b	69 a,b	69 a,b
2006	70	70	70	70
Details of changes and year end balances since Rate Base last established through 12/31/07				
	71	71	71 a,b	71 a,b
Adjusted Balances				
2004	FWS Amendatory Order Balances, or ASI 12/31/04 balances -assigned to categories			
	72	72	72	72
	73	73	N/A	N/A
	74-76	74-76	N/A	N/A
	77	77	N/A	N/A
	77	77	N/A	N/A
	78	78	N/A	N/A
	78	78	N/A	N/A
	79	79	N/A	N/A
2005	Calculate Amort Rates eff 1/1/05			
	80-82	80,81	80-82	80,81
	83	83	83	83
	83	83	83	83
	84	84	84	84
	84	84	84	84
	85 a,b	85 a,b	85 a,b	85 a,b
2006	Calculate Amort Rates eff 1/1/06			
	86-88	86-88	86,87	86,87
	89-91	89,90	N/A	N/A
	92	92	92	92
	92	92	92	92
	93	93	93	93
	93	93	93	93
	94 a,b	94 a,b	94 a,b	94 a,b
2007	Calculate Amort Rates eff 1/1/07			
	95-97	95-96	95,96	95,96
	98	98	98	98
	98	98	98	98
	99	99	99	99
	99	99	99	99
	100 a,b	100 a,b	100 a,b	100 a,b

Note: pages above marked "a" refer to Rate Base Workpapers which exclude Admin level IT amounts which benefit all Florida systems. Pages marked "b" are MFR pages which include appropriate amounts as "Computer Equipment" (acct 340.51)

2b

Schedule of Water Plant in Service By Primary Account- 2004
June through December Balances- 2004

Harmony Homes - Water
Docket No. 060368-WS
Schedule Year Ended: 2004
Historic or Projected

101 =input field FWS Harmony Homes - Water
Explanation: Provide UPIS balances by account for the period beginning 6/30/04 when the Florida Water Services properties were acquired by AQUA, Inc. through the year ended 12/31/04. While 2005 is the historical test year, balances back to 6/30/04 are needed since adjustments to book balances are made beginning that date.

Florida Public Service Commission

Schedule: A-5
Page: 2 of 8
Preparer: <name>

Line No.	Acct No.	(1) AccountName	(2)	(3)	(4)	(5)	(6)	(7)	(8)
			06/30/04	07/31/04	08/31/04	09/30/04	10/31/04	11/30/04	12/31/04
1		INTANGIBLE PLANT							
2	301.1	Organization	0	0	0	0	0	0	0
3	302.1	Franchises	0	0	0	0	0	0	0
4	339.1	Other Plant & Misc. Equipment	0	0	0	0	0	0	0
5		SOURCE OF SUPPLY & PUMPING PLANT							
6	303.2	Land & Land Rights	0	0	0	0	0	0	0
7	304.2	Structures & Improvements	0	0	0	0	0	0	0
8	305.2	Collect. & Impound Reservoirs	0	0	0	0	0	0	0
9	306.2	Lake, River & Other Intakes	0	0	0	0	0	0	0
10	307.2	Wells & Springs	0	0	0	0	0	0	0
11	308.2	Infiltration Galleries & Tunnels	0	0	0	0	0	0	0
12	309.2	Supply Mains	0	0	0	0	0	0	0
13	310.2	Power Generation Equipment	0	0	0	0	0	0	0
14	311.2	Pumping Equipment	0	0	0	0	0	0	0
15	339.2	Other Plant & Misc. Equipment	0	0	0	0	0	0	0
16		WATER TREATMENT PLANT							
17	303.3	Land & Land Rights	0	0	0	0	0	0	0
18	304.3	Structures & Improvements	0	0	0	0	0	0	0
19	311.3	Pumping Equipment	0	0	0	0	0	0	0
20	320.3	Water Treatment Equipment	0	0	0	0	0	0	0
21	339.3	Other Plant & Misc. Equipment	0	0	0	0	0	0	0
22		TRANSMISSION & DISTRIBUTION PLANT							
23	303.4	Land & Land Rights	0	0	0	0	0	0	0
24	304.4	Structures & Improvements	0	0	0	0	0	0	0
25	311.4	Pumping Equipment	0	0	0	0	0	0	0
26	330.4	Distr. Reservoirs & Standpipes	0	0	0	0	0	0	0
27	331.4	Transm. & Distribution Mains	0	0	0	0	0	0	0
28	333.4	Services	0	0	0	0	0	0	0
29	334.4	Meters & Meter Installations	0	0	0	0	0	0	0
30	335.4	Hydrants	0	0	0	0	0	0	0
31	336.4	Backflow Prevention	0	0	0	0	0	0	0
32	339.4	Other Plant & Misc. Equipment	0	0	0	0	0	0	0
33		GENERAL PLANT							
34	303.5	Land & Land Rights	0	0	0	0	0	0	0
35	304.5	Structures & Improvements	0	0	0	0	0	0	0
36	340.5	Office Furniture & Equipment	0	0	0	0	0	0	0
37	340.51	Computer Equipment	0	0	0	0	0	0	0
38	341.5	Transportation Equipment	0	0	0	0	0	0	0
39	342.5	Stores Equipment	0	0	0	0	0	0	0
40	343.5	Tools, Shop & Garage Equipment	0	0	0	0	0	0	0
41	344.5	Laboratory Equipment	0	0	0	0	0	0	0
42	345.5	Power Operated Equipment	0	0	0	0	0	0	0
43	346.5	Communication Equipment	0	0	0	0	0	0	0
44	347.5	Miscellaneous Equipment	0	0	0	0	0	0	0
45	348.5	Other Tangible Plant	0	0	0	0	0	0	0
46		TOTAL	0	0	0	0	0	0	0

Line	Acct	No.	AccountName	Prior Year	01/31/05	02/28/05	03/31/05	04/30/05	05/31/05	06/30/05	07/31/05	08/31/05	09/30/05	10/31/05	11/30/05	12/31/05	Average	Balance
(1)	(2)	(3)	(4)	(5)	(6)	(7)	(8)	(9)	(10)	(11)	(12)	(13)	(14)	(15)	(16)	(17)	(18)	(19)
46	TOTAL	46		0	0	0	0	0	0	0	0	0	0	0	0	0	0	0
45	Other Tangible Plant	348.5		0	0	0	0	0	0	0	0	0	0	0	0	0	0	0
44	Miscellaneous Equipment	347.5		0	0	0	0	0	0	0	0	0	0	0	0	0	0	0
43	Communication Equipment	346.5		0	0	0	0	0	0	0	0	0	0	0	0	0	0	0
42	Power Operated Equipment	345.5		0	0	0	0	0	0	0	0	0	0	0	0	0	0	0
41	Laboratory Equipment	344.5		0	0	0	0	0	0	0	0	0	0	0	0	0	0	0
40	Tools, Shop & Garage Equipment	343.5		0	0	0	0	0	0	0	0	0	0	0	0	0	0	0
39	Stores Equipment	342.5		0	0	0	0	0	0	0	0	0	0	0	0	0	0	0
38	Transportation Equipment	341.5		0	0	0	0	0	0	0	0	0	0	0	0	0	0	0
37	Computer Equipment	340.51		0	0	0	0	0	0	0	0	0	0	0	0	0	0	0
36	Office Furniture & Equipment	340.5		0	0	0	0	0	0	0	0	0	0	0	0	0	0	0
35	Structures & Improvements	304.5		0	0	0	0	0	0	0	0	0	0	0	0	0	0	0
34	Land & Land Rights	303.5		0	0	0	0	0	0	0	0	0	0	0	0	0	0	0
33	GENERAL PLANT			0	0	0	0	0	0	0	0	0	0	0	0	0	0	0
32	Other Plant & Misc. Equipment	339.4		0	0	0	0	0	0	0	0	0	0	0	0	0	0	0
31	Backflow Prevention	336.4		0	0	0	0	0	0	0	0	0	0	0	0	0	0	0
30	Hydrants	335.4		0	0	0	0	0	0	0	0	0	0	0	0	0	0	0
29	Meters & Meter Installations	334.4		0	0	0	0	0	0	0	0	0	0	0	0	0	0	0
28	Services	333.4		0	0	0	0	0	0	0	0	0	0	0	0	0	0	0
27	Transm. & Distribution Mains	331.4		0	0	0	0	0	0	0	0	0	0	0	0	0	0	0
26	Distr. Reservoirs & Standpipes	330.4		0	0	0	0	0	0	0	0	0	0	0	0	0	0	0
25	Pumping Equipment	311.4		0	0	0	0	0	0	0	0	0	0	0	0	0	0	0
24	Structures & Improvements	304.4		0	0	0	0	0	0	0	0	0	0	0	0	0	0	0
23	Land & Land Rights	303.4		0	0	0	0	0	0	0	0	0	0	0	0	0	0	0
22	TRANSMISSION & DISTRIBUTION PLANT			0	0	0	0	0	0	0	0	0	0	0	0	0	0	0
21	Other Plant & Misc. Equipment	339.3		0	0	0	0	0	0	0	0	0	0	0	0	0	0	0
20	Water Treatment Equipment	320.3		0	0	0	0	0	0	0	0	0	0	0	0	0	0	0
19	Pumping Equipment	311.3		0	0	0	0	0	0	0	0	0	0	0	0	0	0	0
18	Structures & Improvements	304.3		0	0	0	0	0	0	0	0	0	0	0	0	0	0	0
17	Land & Land Rights	303.3		0	0	0	0	0	0	0	0	0	0	0	0	0	0	0
16	WATER TREATMENT PLANT			0	0	0	0	0	0	0	0	0	0	0	0	0	0	0
15	Other Plant & Misc. Equipment	339.2		0	0	0	0	0	0	0	0	0	0	0	0	0	0	0
14	Pumping Equipment	311.2		0	0	0	0	0	0	0	0	0	0	0	0	0	0	0
13	Power Generation Equipment	310.2		0	0	0	0	0	0	0	0	0	0	0	0	0	0	0
12	Supply Mains	309.2		0	0	0	0	0	0	0	0	0	0	0	0	0	0	0
11	Infiltration Galleries & Tunnels	308.2		0	0	0	0	0	0	0	0	0	0	0	0	0	0	0
10	Wells & Springs	307.2		0	0	0	0	0	0	0	0	0	0	0	0	0	0	0
9	Lake, River & Other Intakes	306.2		0	0	0	0	0	0	0	0	0	0	0	0	0	0	0
8	Collect. & Impound Reservoirs	305.2		0	0	0	0	0	0	0	0	0	0	0	0	0	0	0
7	Structures & Improvements	304.2		0	0	0	0	0	0	0	0	0	0	0	0	0	0	0
6	Land & Land Rights	303.2		0	0	0	0	0	0	0	0	0	0	0	0	0	0	0
5	SOURCE OF SUPPLY & PUMPING PLANT			0	0	0	0	0	0	0	0	0	0	0	0	0	0	0
4	Other Plant & Misc. Equipment	339.1		0	0	0	0	0	0	0	0	0	0	0	0	0	0	0
3	Franchises	302.1		0	0	0	0	0	0	0	0	0	0	0	0	0	0	0
2	Organization	301.1		0	0	0	0	0	0	0	0	0	0	0	0	0	0	0
1	INTANGIBLE PLANT			0	0	0	0	0	0	0	0	0	0	0	0	0	0	0

Schedule of Water Plant in Service By Primary Account- 2005
 Monthly UFS Balances per Books - 2005
 Harmony Homes - Water
 101 6462 FWS Harmony Homes - Water
 Explanation: Provide UFS balances by account for the period beginning 12/31/04 through 12/31/05, and 13 month Average.
 Schedule Year Ended: 2005
 Docket No. 060368-WS
 Historic [x] or Projected []

Florida Public Service Commission
 Schedule: A-5
 Page: 5 of 8
 Preparer: <name>
 Average Balance (15)
 (1) (2) (3) (4) (5) (6) (7) (8) (9) (10) (11) (12) (13) (14) (15)

4a

Explanation: Provide the month ending Per Books balances for Water Plant in Service by primary account for each month of the Historical Test Year and the ending balance for the prior year.

Line No.	Acct No.	(1) Account Name	(2) Prior Year 12/31/04	(3) Jan	(4) Feb	(5) Mar	(6) Apr	(7) May	(8) Jun	(9) Jul	(10) Aug	(11) Sep	(12) Oct	(13) Nov	(14) Dec	(15) Average Balance
1		INTANGIBLE PLANT														
2	301.1	Organization	0	0	0	0	0	0	0	0	0	0	0	0	0	0
3	302.1	Franchises	0	0	0	0	0	0	0	0	0	0	0	0	0	0
4	339.1	Other Plant & Misc. Equipment	0	0	0	0	0	0	0	0	0	0	0	0	0	0
5		SOURCE OF SUPPLY & PUMPING PLANT														
6	303.2	Land & Land Rights	0	0	0	0	0	0	0	0	0	0	0	0	0	0
7	304.2	Structures & Improvements	0	0	0	0	0	0	0	0	0	0	0	0	0	0
8	305.2	Collect. & Inpound Reservoirs	0	0	0	0	0	0	0	0	0	0	0	0	0	0
9	306.2	Lake, River & Other Intakes	0	0	0	0	0	0	0	0	0	0	0	0	0	0
10	307.2	Wells & Springs	0	0	0	0	0	0	0	0	0	0	0	0	0	0
11	308.2	Infiltration Galleries & Tunnels	0	0	0	0	0	0	0	0	0	0	0	0	0	0
12	309.2	Supply Mains	0	0	0	0	0	0	0	0	0	0	0	0	0	0
13	310.2	Power Generation Equipment	0	0	0	0	0	0	0	0	0	0	0	0	0	0
14	311.2	Pumping Equipment	0	0	0	0	0	0	0	0	0	0	0	0	0	0
15	339.2	Other Plant & Misc. Equipment	0	0	0	0	0	0	0	0	0	0	0	0	0	0
16		WATER TREATMENT PLANT														
17	303.3	Land & Land Rights	0	0	0	0	0	0	0	0	0	0	0	0	0	0
18	304.3	Structures & Improvements	0	0	0	0	0	0	0	0	0	0	0	0	0	0
19	311.3	Pumping Equipment	0	0	0	0	0	0	0	0	0	0	0	0	0	0
20	320.3	Water Treatment Equipment	0	0	0	0	0	0	0	0	0	0	0	0	0	0
21	339.3	Other Plant & Misc. Equipment	0	0	0	0	0	0	0	0	0	0	0	0	0	0
22		TRANSMISSION & DISTRIBUTION PLANT														
23	303.4	Land & Land Rights	0	0	0	0	0	0	0	0	0	0	0	0	0	0
24	304.4	Structures & Improvements	0	0	0	0	0	0	0	0	0	0	0	0	0	0
25	311.4	Pumping Equipment	0	0	0	0	0	0	0	0	0	0	0	0	0	0
26	330.4	Distr. Reservoirs & Standpipes	0	0	0	0	0	0	0	0	0	0	0	0	0	0
27	331.4	Transm. & Distribut Mains	0	0	0	0	0	0	0	0	0	0	0	0	0	0
28	333.4	Services	0	0	0	0	0	0	0	0	0	0	0	0	0	0
29	334.4	Meters & Meter Installations	0	0	0	0	0	0	0	0	0	0	0	0	0	0
30	335.4	Hydrants	0	0	0	0	0	0	0	0	0	0	0	0	0	0
31	336.4	Backflow Prevention	0	0	0	0	0	0	0	0	0	0	0	0	0	0
32	339.4	Other Plant & Misc. Equipment	0	0	0	0	0	0	0	0	0	0	0	0	0	0
33		GENERAL PLANT														
34	303.5	Land & Land Rights	0	0	0	0	0	0	0	0	0	0	0	0	0	0
35	304.5	Structures & Improvements	0	0	0	0	0	0	0	0	0	0	0	0	0	0
36	340.5	Office Furniture & Equipment	0	0	0	0	0	0	0	0	0	0	0	0	0	0
37	340.51	Computer Equipment	0	0	0	0	0	0	0	0	0	0	0	0	0	0
38	341.5	Transportation Equipment	0	0	0	0	0	0	0	0	0	0	0	0	0	0
39	342.5	Stores Equipment	0	0	0	0	0	0	0	0	0	0	0	0	0	0
40	343.5	Tools, Shop & Garage Equipment	0	0	0	0	0	0	0	0	0	0	0	0	0	0
41	344.5	Laboratory Equipment	0	0	0	0	0	0	0	0	0	0	0	0	0	0
42	345.5	Power Operated Equipment	0	0	0	0	0	0	0	0	0	0	0	0	0	0
43	346.5	Communication Equipment	0	0	0	0	0	0	0	0	0	0	0	0	0	0
44	347.5	Miscellaneous Equipment	0	0	0	0	0	0	0	0	0	0	0	0	0	0
45	348.5	Other Tangible Plant	0	0	0	0	0	0	0	0	0	0	0	0	0	0
46		TOTAL	0	0	0	0	0	0	0	0	0	0	0	0	0	0
47		Subtotal Land & Land Rights	0	0	0	0	0	0	0	0	0	0	0	0	0	0

Note: 2005 Per Book balances are zero since system's balances were aggregated of an Administrative Level pending the PSC Order regarding proper balances at 6/04 acquisition.

41

Schedule of Water Plant in Service By Primary Account- 2006								Florida Public Service Commission
Monthly UPIS Balances per Books- 2006								
		101 6462 FWS Harmony Homes - Water						Schedule: A-5
Docket No. 060368-WS		Explanation: Provide UPIS balances by account for the period beginning 12/31/05						Page: 5 of 8
Schedule Year Ended: 2006		through 12/31/06, and 13 month Average.						Preparer: <name>
Historic [] or Projected [x]								
Line No.	Acct No.	(1) AccountName	(2) Prior Year 12/31/05	(3) 01/31/06	(4) 02/28/06	(5) 03/31/06	(6) 04/30/06	(7) 05/31/06
1		INTANGIBLE PLANT						
2	301.1	Organization	0	0	0	0	0	0
3	302.1	Franchises	0	0	0	0	0	726
4	339.1	Other Plant & Misc. Equipment	0	0	0	0	0	0
5		SOURCE OF SUPPLY & PUMPING PLANT						
6	303.2	Land & Land Rights	0	0	0	0	0	764
7	304.2	Structures & Improvements	0	0	0	0	0	0
8	305.2	Collect. & Impound Reservoirs	0	0	0	0	0	0
9	306.2	Lake, River & Other Intakes	0	0	0	0	0	0
10	307.2	Wells & Springs	0	0	0	0	0	2,520
11	308.2	Infiltration Galleries & Tunnels	0	0	0	0	0	0
12	309.2	Supply Mains	0	0	0	0	0	2,218
13	310.2	Power Generation Equipment	0	0	0	0	0	0
14	311.2	Pumping Equipment	0	0	0	0	0	0
15	339.2	Other Plant & Misc. Equipment	0	0	0	0	0	324
16		WATER TREATMENT PLANT						
17	303.3	Land & Land Rights	0	0	0	0	0	0
18	304.3	Structures & Improvements	0	0	0	0	0	7,892
19	311.3	Pumping Equipment	0	0	0	0	0	8,218
20	320.3	Water Treatment Equipment	0	0	0	0	0	1,376
21	339.3	Other Plant & Misc. Equipment	0	0	0	0	0	0
22		TRANSMISSION & DISTRIBUTION PLANT						
23	303.4	Land & Land Rights	0	0	0	0	0	0
24	304.4	Structures & Improvements	0	0	0	0	0	0
25	311.4	Pumping Equipment	0	0	0	0	0	0
26	330.4	Distr. Reservoirs & Standpipes	0	0	0	0	0	7,522
27	331.4	Transm. & Distribution Mains	0	0	0	0	0	29,513
28	333.4	Services	0	0	0	0	0	11,913
29	334.4	Meters & Meter Installations	0	0	0	0	0	5,184
30	335.4	Hydrants	0	0	0	0	0	0
31	336.4	Backflow Prevention	0	0	0	0	0	0
32	339.4	Other Plant & Misc. Equipment	0	0	0	0	0	0
33		GENERAL PLANT						
34	303.5	Land & Land Rights	0	0	0	0	0	0
35	304.5	Structures & Improvements	0	0	0	0	0	0
36	340.5	Office Furniture & Equipment	0	0	0	0	0	0
37	340.51	Computer Equipment	0	0	0	0	0	0
38	341.5	Transportation Equipment	0	0	0	0	0	0
39	342.5	Stores Equipment	0	0	0	0	0	0
40	343.5	Tools, Shop & Garage Equipment	0	0	0	0	0	0
41	344.5	Laboratory Equipment	0	0	0	0	0	0
42	345.5	Power Operated Equipment	0	0	0	0	0	0
43	346.5	Communication Equipment	0	0	0	0	0	5,426
44	347.5	Miscellaneous Equipment	0	0	0	0	0	0
45	348.5	Other Tangible Plant	0	0	0	0	0	0
46		TOTAL	0	0	0	0	0	83,596

5

**Schedule of Water and Sewer Plant In Service
Annual Balances Subsequent to Last Established Rate Base**

Florida Public Service Commission

Harmony Homes
Docket No. 060368-WS
Projected Test Year Ending 12/31/07

Schedule: A-4
Page: 2 of 2
Preparer: Robert M. Griffin

Explanation: Schedule A-4 continued

Line No.	(1) Description	(2) Water Year End Balance	(3) Sewer Year End Balance
The balances for this system begin June 30, 2004 in accordance with PSC Amendatory Order			
2000			
30	Additions		NA
31	Retirements		NA
32	Adjustments		NA
33	12/31/00 Balance		NA
2001			
34	Additions		NA
35	Retirements		NA
36	Adjustments		NA
37	12/31/01 Balance		NA
2002			
38	Additions		NA
39	Retirements		NA
40	Adjustments		NA
41	12/31/02 Balance		NA
2003			
42	Additions		NA
43	Retirements		NA
44	Adjustments		NA
45	06/30/04 Amend. Order Balance	79,794	NA
2004			
46	Additions	1,536	NA
47	Retirements	(220)	NA
48	Adjustments	0	NA
49	12/31/04 Balance	81,110	NA
2005			
50	Additions	2,266	NA
51	Retirements	(1,650)	NA
52	Adjustments	729	NA
53	12/31/05 Balance	82,455	NA
2006			
54	Additions	16,499	NA
55	Retirements	(162)	NA
56	Adjustments	1,837	NA
57	12/31/06 Balance	100,629	NA
2007			
58	Additions	5,500	NA
59	Retirements	(948)	NA
60	Adjustments	901	NA
61	12/31/07 Balance	106,082	NA

Supporting Schedules: A-5, A-6 (pp 2-5)

Schedule of Water Plant in Service By Primary Account- 2004 Amendatory Order Balances as of 6/30/04								Florida Public Service Commission	
Harmony Homes - Water Docket No. 060368-WS		=input field						Schedule: A-5	
Schedule Year Ended: 2004		Explanation: Provide UPIS balances by account for the period beginning 6/30/04 when the Florida Water Services properties were acquired by AQUA, Inc.						Page: 5 of 8	
Historic [x] or Projected []		The balances as of 6/30/04 should be from the PSC's Amendatory Order issued Feb 27, 2006.						Preparer: <name>	
Line No.	Acct No.	(1) AccountName	(2) 06/30/04	(3) 07/31/04	(4) 08/31/04	(5) 09/30/04	(6) 10/31/04	(7) 11/30/04	(8) 12/31/04
1		INTANGIBLE PLANT							
		Lookup from Amend Order							
2	301.1	Organization	0	0	0	0	0	0	0
3	302.1	Franchises	726	726	726	726	726	726	726
4	339.1	Other Plant & Misc. Equipment	0	0	0	0	0	0	0
5		SOURCE OF SUPPLY & PUMPING PLANT							
6	303.2	Land & Land Rights	0	0	0	0	0	0	0
7	304.2	Structures & Improvements	7,892	7,892	7,892	7,892	7,892	7,892	7,892
8	305.2	Collect. & Impound Reservoirs	0	0	0	0	0	0	0
9	306.2	Lake, River & Other Intakes	0	0	0	0	0	0	0
10	307.2	Wells & Springs	2,520	2,520	2,520	2,520	2,520	2,520	2,520
11	308.2	Infiltration Galleries & Tunnels	0	0	0	0	0	0	0
12	309.2	Supply Mains	2,218	2,218	2,218	2,218	2,218	2,218	2,218
13	310.2	Power Generation Equipment	0	0	0	0	0	0	0
14	311.2	Pumping Equipment	8,218	8,218	8,218	8,218	8,218	8,218	8,218
15	339.2	Other Plant & Misc. Equipment	0	0	0	0	0	0	0
16		WATER TREATMENT PLANT							
17	303.3	Land & Land Rights	764	764	764	764	764	764	764
18	304.3	Structures & Improvements	0	0	0	0	0	0	0
19	311.3	Pumping Equipment	0	0	0	0	0	0	0
20	320.3	Water Treatment Equipment	1,376	1,376	1,376	1,376	1,376	1,376	1,376
21	339.3	Other Plant & Misc. Equipment	0	0	0	0	0	0	0
22		TRANSMISSION & DISTRIBUTION PLANT							
23	303.4	Land & Land Rights	0	0	0	0	0	0	0
24	304.4	Structures & Improvements	0	0	0	0	0	0	0
25	311.4	Pumping Equipment	0	0	0	0	0	0	0
26	330.4	Distr. Reservoirs & Standpipes	7,522	7,522	7,522	7,522	7,522	7,522	7,522
27	331.4	Transm. & Distribution Mains	28,301	28,301	28,301	28,301	28,301	28,301	28,301
28	333.4	Services	11,913	11,913	11,913	11,913	11,913	11,913	11,913
29	334.4	Meters & Meter Installations	2,918	2,918	2,918	2,918	2,918	2,918	2,918
30	335.4	Hydrants	0	0	0	0	0	0	0
31	336.4	Backflow Prevention	0	0	0	0	0	0	0
32	339.4	Other Plant & Misc. Equipment	0	0	0	0	0	0	0
33		GENERAL PLANT							
34	303.5	Land & Land Rights	0	0	0	0	0	0	0
35	304.5	Structures & Improvements	0	0	0	0	0	0	0
36	340.5	Office Furniture & Equipment	0	0	0	0	0	0	0
37	340.51	Computer Equipment	0	0	0	0	0	0	0
38	341.5	Transportation Equipment	0	0	0	0	0	0	0
39	342.5	Stores Equipment	0	0	0	0	0	0	0
40	343.5	Tools, Shop & Garage Equipment	0	0	0	0	0	0	0
41	344.5	Laboratory Equipment	0	0	0	0	0	0	0
42	345.5	Power Operated Equipment	0	0	0	0	0	0	0
43	346.5	Communication Equipment	5,426	5,426	5,426	5,426	5,426	5,426	5,426
44	347.5	Miscellaneous Equipment	0	0	0	0	0	0	0
45	348.5	Other Tangible Plant	0	0	0	0	0	0	0
46		TOTAL	79,794	79,794	79,794	79,794	79,794	79,794	79,794

7

Schedule of Water Plant in Service By Primary Account- 2004 CWIP to Plant -July through December 2004								Florida Public Service Commission		
		=input field						Schedule: A-5		
Harmony Homes - Water		Explanation: Provide 2004 amounts for projects that were physically placed						Page: 6 of 8		
Docket No. 060368-WS		in service after acquisition 6/30/04.						Preparer: <name>		
Schedule Year Ended: 2004										
Historic [x] or Projected []										
Line No.	Acct No.	(1) AccountName	(2)	(3) Jul	(4) Aug	(5) Sep	(6) Oct	(7) Nov	(8) Dec	
1		INTANGIBLE PLANT								
2	301.1	Organization								
3	302.1	Franchises								
4	339.1	Other Plant & Misc. Equipment								
5		SOURCE OF SUPPLY & PUMPING PLANT								
6	303.2	Land & Land Rights								
7	304.2	Structures & Improvements								
8	305.2	Collect. & Impound Reservoirs								
9	306.2	Lake, River & Other Intakes								
10	307.2	Wells & Springs								
11	308.2	Infiltration Galleries & Tunnels								
12	309.2	Supply Mains								
13	310.2	Power Generation Equipment								
14	311.2	Pumping Equipment								
15	339.2	Other Plant & Misc. Equipment							324	
16		WATER TREATMENT PLANT								
17	303.3	Land & Land Rights								
18	304.3	Structures & Improvements								
19	311.3	Pumping Equipment								
20	320.3	Water Treatment Equipment								
21	339.3	Other Plant & Misc. Equipment								
22		TRANSMISSION & DISTRIBUTION PLANT								
23	303.4	Land & Land Rights								
24	304.4	Structures & Improvements								
25	311.4	Pumping Equipment								
26	330.4	Distr. Reservoirs & Standpipes								
27	331.4	Transm. & Distribution Mains							1,212 CWIP @ acquisition	
28	333.4	Services								
29	334.4	Meters & Meter Installations								
30	335.4	Hydrants								
31	336.4	Backflow Prevention								
32	339.4	Other Plant & Misc. Equipment								
33		GENERAL PLANT								
34	303.5	Land & Land Rights								
35	304.5	Structures & Improvements								
36	340.5	Office Furniture & Equipment								
37	340.51	Computer Equipment								
38	341.5	Transportation Equipment								
39	342.5	Stores Equipment								
40	343.5	Tools, Shop & Garage Equipment								
41	344.5	Laboratory Equipment								
42	345.5	Power Operated Equipment								
43	346.5	Communication Equipment								
44	347.5	Miscellaneous Equipment								
45	348.5	Other Tangible Plant								
46		TOTAL		0	0	0	0	324	1,212	1,536

Schedule of Water Plant in Service By Primary Account- 2004								Florida Public Service Commission	
Retirements-July through December 2004									
		=input field							
Harmony Homes - Water		Explanation: Provide Retirements that were physically made						Schedule: A-5	
Docket No. 060368-WS		after the date of Acquisition 6/30/04.						Page: 7 of 8	
Schedule Year Ended: 2004								Preparer: <name>	
Historic <input checked="" type="checkbox"/> or Projected <input type="checkbox"/>									
Line No.	Acct No.	(1) AccountName	(2)	(3) Jul	(4) Aug	(5) Sep	(6) Oct	(7) Nov	(8) Dec
1		INTANGIBLE PLANT							
2	301.1	Organization							
3	302.1	Franchises							
4	339.1	Other Plant & Misc. Equipment							
5		SOURCE OF SUPPLY & PUMPING PLANT							
6	303.2	Land & Land Rights							
7	304.2	Structures & Improvements							
8	305.2	Collect. & Impound Reservoirs							
9	306.2	Lake, River & Other Intakes							
10	307.2	Wells & Springs							
11	308.2	Infiltration Galleries & Tunnels							
12	309.2	Supply Mains							
13	310.2	Power Generation Equipment							
14	311.2	Pumping Equipment							
15	339.2	Other Plant & Misc. Equipment						(220)	
16		WATER TREATMENT PLANT							
17	303.3	Land & Land Rights							
18	304.3	Structures & Improvements							
19	311.3	Pumping Equipment							
20	320.3	Water Treatment Equipment							
21	339.3	Other Plant & Misc. Equipment							
22		TRANSMISSION & DISTRIBUTION PLANT							
23	303.4	Land & Land Rights							
24	304.4	Structures & Improvements							
25	311.4	Pumping Equipment							
26	330.4	Distr. Reservoirs & Standpipes							
27	331.4	Transm. & Distribution Mains							
28	333.4	Services							
29	334.4	Meters & Meter Installations							
30	335.4	Hydrants							
31	336.4	Backflow Prevention							
32	339.4	Other Plant & Misc. Equipment							
33		GENERAL PLANT							
34	303.5	Land & Land Rights							
35	304.5	Structures & Improvements							
36	340.5	Office Furniture & Equipment							
37	340.51	Computer Equipment							
38	341.5	Transportation Equipment							
39	342.5	Stores Equipment							
40	343.5	Tools, Shop & Garage Equipment							
41	344.5	Laboratory Equipment							
42	345.5	Power Operated Equipment							
43	346.5	Communication Equipment							
44	347.5	Miscellaneous Equipment							
45	348.5	Other Tangible Plant							
42	TOTAL			0	0	0	0	(220)	0
								(220)	


4

Schedule of Water Plant in Service By Primary Account- 2004 Adjustments to UPIS-July through December 2004								Florida Public Service Commission	
Harmony Homes - Water Docket No. 060368-WS Schedule Year Ended: 2004 Historic [x] or Projected []		[] =input field Explanation: Provide Adjustments to UPIS Amendatory Order balances other than changes resulting from CWIP closed to Plan or Retirements for 2004 since the date of Acquisition 6/30/04.						Schedule: A-5 Page: 8 of 8 Preparer: <name>	
Line No.	Acct No.	(1) AccountName	(2)	(3) Jul	(4) Aug	(5) Sep	(6) Oct	(7) Nov	(8) Dec
1		INTANGIBLE PLANT							
2	301.1	Organization							
3	302.1	Franchises							
4	339.1	Other Plant & Misc. Equipment							
5		SOURCE OF SUPPLY & PUMPING PLANT							
6	303.2	Land & Land Rights							
7	304.2	Structures & Improvements							
8	305.2	Collect. & Impound Reservoirs							
9	306.2	Lake, River & Other Intakes							
10	307.2	Wells & Springs							
11	308.2	Infiltration Galleries & Tunnels							
12	309.2	Supply Mains							
13	310.2	Power Generation Equipment							
14	311.2	Pumping Equipment							
15	339.2	Other Plant & Misc. Equipment							
16		WATER TREATMENT PLANT							
17	303.3	Land & Land Rights							
18	304.3	Structures & Improvements							
19	311.3	Pumping Equipment							
20	320.3	Water Treatment Equipment							
21	339.3	Other Plant & Misc. Equipment							
22		TRANSMISSION & DISTRIBUTION PLANT							
23	303.4	Land & Land Rights							
24	304.4	Structures & Improvements							
25	311.4	Pumping Equipment							
26	330.4	Distr. Reservoirs & Standpipes							
27	331.4	Transm. & Distribution Mains							
28	333.4	Services							
29	334.4	Meters & Meter Installations							
30	335.4	Hydrants							
31	336.4	Backflow Prevention							
32	339.4	Other Plant & Misc. Equipment							
33		GENERAL PLANT							
34	303.5	Land & Land Rights							
35	304.5	Structures & Improvements							
36	340.5	Office Furniture & Equipment							
37	340.51	Computer Equipment							
38	341.5	Transportation Equipment							
39	342.5	Stores Equipment							
40	343.5	Tools, Shop & Garage Equipment							
41	344.5	Laboratory Equipment							
42	345.5	Power Operated Equipment							
43	346.5	Communication Equipment							
44	347.5	Miscellaneous Equipment							
45	348.5	Other Tangible Plant							
46		TOTAL		0	0	0	0	0	0

01

Schedule of Water Plant in Service By Primary Account- 2004 Adjusted UPIS Balances- June through December 2004									Florida Public Service Commission			
Harmony Homes - Water Docket No. 060368-WS Schedule Year Ended: 2004 Historic <input checked="" type="checkbox"/> or Projected <input type="checkbox"/>		Explanation: Provide Adjusted UPIS balances by account for the period beginning 6/30/04 when the Florida Water Services properties were acquired by AQUA, Inc. through the year ended 12/31/04. While 2005 is the historical test year, balances back to 6/30/04 are needed since adjustments to book balances are made beginning that date.							Schedule: A-5	Page: 4 of 8	Preparer: <name>	
Line No.	Acct No.	(1) AccountName	(2) 06/30/04	(3) 07/31/04	(4) 08/31/04	(5) 09/30/04	(6) 10/31/04	(7) 11/30/04	(8) 12/31/04			
1		INTANGIBLE PLANT										
2	301.1	Organization	0	0	0	0	0	0	0			
3	302.1	Franchises	726	726	726	726	726	726	726			
4	339.1	Other Plant & Misc. Equipment	0	0	0	0	0	0	0			
5		SOURCE OF SUPPLY & PUMPING PLANT										
6	303.2	Land & Land Rights	0	0	0	0	0	0	0			
7	304.2	Structures & Improvements	7,892	7,892	7,892	7,892	7,892	7,892	7,892			
8	305.2	Collect. & Impound Reservoirs	0	0	0	0	0	0	0			
9	306.2	Lake, River & Other Intakes	0	0	0	0	0	0	0			
10	307.2	Wells & Springs	2,520	2,520	2,520	2,520	2,520	2,520	2,520			
11	308.2	Infiltration Galleries & Tunnels	0	0	0	0	0	0	0			
12	309.2	Supply Mains	2,218	2,218	2,218	2,218	2,218	2,218	2,218			
13	310.2	Power Generation Equipment	0	0	0	0	0	0	0			
14	311.2	Pumping Equipment	8,218	8,218	8,218	8,218	8,218	8,218	8,218			
15	339.2	Other Plant & Misc. Equipment	0	0	0	0	0	104	104			
16		WATER TREATMENT PLANT										
17	303.3	Land & Land Rights	764	764	764	764	764	764	764			
18	304.3	Structures & Improvements	0	0	0	0	0	0	0			
19	311.3	Pumping Equipment	0	0	0	0	0	0	0			
20	320.3	Water Treatment Equipment	1,376	1,376	1,376	1,376	1,376	1,376	1,376			
21	339.3	Other Plant & Misc. Equipment	0	0	0	0	0	0	0			
22		TRANSMISSION & DISTRIBUTION PLANT										
23	303.4	Land & Land Rights	0	0	0	0	0	0	0			
24	304.4	Structures & Improvements	0	0	0	0	0	0	0			
25	311.4	Pumping Equipment	0	0	0	0	0	0	0			
26	330.4	Distr. Reservoirs & Standpipes	7,522	7,522	7,522	7,522	7,522	7,522	7,522			
27	331.4	Transm. & Distribution Mains	28,301	28,301	28,301	28,301	28,301	28,301	29,513			
28	333.4	Services	11,913	11,913	11,913	11,913	11,913	11,913	11,913			
29	334.4	Meters & Meter Installations	2,918	2,918	2,918	2,918	2,918	2,918	2,918			
30	335.4	Hydrants	0	0	0	0	0	0	0			
31	336.4	Backflow Prevention	0	0	0	0	0	0	0			
32	339.4	Other Plant & Misc. Equipment	0	0	0	0	0	0	0			
33		GENERAL PLANT										
34	303.5	Land & Land Rights	0	0	0	0	0	0	0			
35	304.5	Structures & Improvements	0	0	0	0	0	0	0			
36	340.5	Office Furniture & Equipment	0	0	0	0	0	0	0			
37	340.51	Computer Equipment	0	0	0	0	0	0	0			
38	341.5	Transportation Equipment	0	0	0	0	0	0	0			
39	342.5	Stores Equipment	0	0	0	0	0	0	0			
40	343.5	Tools, Shop & Garage Equipment	0	0	0	0	0	0	0			
41	344.5	Laboratory Equipment	0	0	0	0	0	0	0			
42	345.5	Power Operated Equipment	0	0	0	0	0	0	0			
43	346.5	Communication Equipment	5,426	5,426	5,426	5,426	5,426	5,426	5,426			
44	347.5	Miscellaneous Equipment	0	0	0	0	0	0	0			
45	348.5	Other Tangible Plant	0	0	0	0	0	0	0			
46		TOTAL	79,794	79,794	79,794	79,794	79,794	79,898	81,110			

Schedule of Water Plant in Service By Primary Account- 2005 CWIP to Plant -Jan through December 2005													Florida Public Service Commission			
Harmony Homes - Water Docket No. 060368-WS Schedule Year Ended: 2005 Historic [x] or Projected []													Schedule: A-5 Page: 6 of 8 Preparer: <name>			
Explanation: Provide amounts for projects that were physically placed in service during 2005.																
Line No.	Acct No.	(1) AccountName	(2)	(3) Jan	(4) Feb	(5) Mar	(6) Apr	(7) May	(8) Jun	(9) Jul	(10) Aug	(11) Sep	(12) Oct	(13) Nov	(14) Dec	(15) 2005 Total
1		INTANGIBLE PLANT														0
2	301.1	Organization														0
3	302.1	Franchises														0
4	339.1	Other Plant & Misc. Equipment														0
5		SOURCE OF SUPPLY & PUMPING PLANT														0
6	303.2	Land & Land Rights														0
7	304.2	Structures & Improvements														0
8	305.2	Collect. & Impound Reservoirs														0
9	306.2	Lake, River & Other Intakes														0
10	307.2	Wells & Springs														0
11	308.2	Infiltration Galleries & Tunnels														0
12	309.2	Supply Mains														0
13	310.2	Power Generation Equipment														0
14	311.2	Pumping Equipment														0
15	339.2	Other Plant & Misc. Equipment														0
16		WATER TREATMENT PLANT														0
17	303.3	Land & Land Rights														0
18	304.3	Structures & Improvements														0
19	311.3	Pumping Equipment														0
20	320.3	Water Treatment Equipment														0
21	339.3	Other Plant & Misc. Equipment														0
22		TRANSMISSION & DISTRIBUTION PLANT														0
23	303.4	Land & Land Rights														0
24	304.4	Structures & Improvements														0
25	311.4	Pumping Equipment														0
26	330.4	Distr. Reservoirs & Standpipes														0
27	331.4	Transm. & Distribution Mains														0
28	333.4	Services														0
29	334.4	Meters & Meter Installations													2,266	2,266
30	335.4	Hydrants														0
31	336.4	Backflow Prevention														0
32	339.4	Other Plant & Misc. Equipment														0
33		GENERAL PLANT														0
34	303.5	Land & Land Rights														0
35	304.5	Structures & Improvements														0
36	340.5	Office Furniture & Equipment														0
37	340.51	Computer Equipment														0
38	341.5	Transportation Equipment														0
39	342.5	Stores Equipment														0
40	343.5	Tools, Shop & Garage Equipment														0
41	344.5	Laboratory Equipment														0
42	345.5	Power Operated Equipment														0
43	346.5	Communication Equipment														0
44	347.5	Miscellaneous Equipment														0
45	348.5	Other Tangible Plant														0
46		TOTAL		0	0	0	0	0	0	0	0	0	0	0	2,266	2,266



Schedule of Water Plant in Service By Primary Account- 2005 Retirements January through December 2005													Florida Public Service Commission			
Harmony Homes - Water Docket No. 060368-WS Schedule Year Ended: 2005 Historic <input checked="" type="checkbox"/> or Projected <input type="checkbox"/>													Schedule: A-5 Page: 7 of 8 Preparer: <name>			
Explanation: Provide Retirements that were physically made during 2005.																
Line No.	Acct No.	(1) AccountName	(2)	(3) Jan	(4) Feb	(5) Mar	(6) Apr	(7) May	(8) Jun	(9) Jul	(10) Aug	(11) Sep	(12) Oct	(13) Nov	(14) Dec	(15) Total 2005
1		INTANGIBLE PLANT														0
2	301.1	Organization														0
3	302.1	Franchises														0
4	339.1	Other Plant & Misc. Equipment														0
5		SOURCE OF SUPPLY & PUMPING PLANT														0
6	303.2	Land & Land Rights														0
7	304.2	Structures & Improvements														0
8	305.2	Collect. & Impound Reservoirs														0
9	306.2	Lake, River & Other Intakes														0
10	307.2	Wells & Springs														0
11	308.2	Infiltration Galleries & Tunnels														0
12	309.2	Supply Mains														0
13	310.2	Power Generation Equipment														0
14	311.2	Pumping Equipment														0
15	339.2	Other Plant & Misc. Equipment														0
16		WATER TREATMENT PLANT														0
17	303.3	Land & Land Rights														0
18	304.3	Structures & Improvements														0
19	311.3	Pumping Equipment														0
20	320.3	Water Treatment Equipment														0
21	339.3	Other Plant & Misc. Equipment														0
22		TRANSMISSION & DISTRIBUTION PLANT														0
23	303.4	Land & Land Rights														0
24	304.4	Structures & Improvements														0
25	311.4	Pumping Equipment														0
26	330.4	Distr. Reservoirs & Standpipes														0
27	331.4	Transm. & Distribution Mains														0
28	333.4	Services														0
29	334.4	Meters & Meter Installations													(1,650)	(1,650)
30	335.4	Hydrants														0
31	336.4	Backflow Prevention														0
32	339.4	Other Plant & Misc. Equipment														0
33		GENERAL PLANT														0
34	303.5	Land & Land Rights														0
35	304.5	Structures & Improvements														0
36	340.5	Office Furniture & Equipment														0
37	340.51	Computer Equipment														0
38	341.5	Transportation Equipment														0
39	342.5	Stores Equipment														0
40	343.5	Tools, Shop & Garage Equipment														0
41	344.5	Laboratory Equipment														0
42	345.5	Power Operated Equipment														0
43	346.5	Communication Equipment														0
44	347.5	Miscellaneous Equipment														0
45	348.5	Other Tangible Plant														0
46	TOTAL			0	0	0	0	0	0	0	0	0	0	0	(1,650)	(1,650)

13

Schedule of Water Plant in Service By Primary Account- 2005 Adjustments to UPIS-January through December 2005													Florida Public Service Commission			
FWS Properties													Schedule: A-5			
[] =input field													Page: 8 of 8			
Harmony Homes - Water													Preparer: <name>			
Docket No. 060368-WS													Explanation: Provide Adjustments to UPIS Amendatory Order balances other than			
Schedule Year Ended: 2005													changes resulting from CWIP closed to Plan or Retirements for 2005			
Historic [x] or Projected []																
Line No.	Acct No.	(1) AccountName	(2)	(3) Jan	(4) Feb	(5) Mar	(6) Apr	(7) May	(8) Jun	(9) Jul	(10) Aug	(11) Sep	(12) Oct	(13) Nov	(14) Dec	(15) 2005 Total
1		INTANGIBLE PLANT														
2	301.1	Organization														0
3	302.1	Franchises														0
4	339.1	Other Plant & Misc. Equipment														0
5		SOURCE OF SUPPLY & PUMPING PLANT														
6	303.2	Land & Land Rights														0
7	304.2	Structures & Improvements														0
8	305.2	Collect. & Impound Reservoirs														0
9	306.2	Lake, River & Other Intakes														0
10	307.2	Wells & Springs														0
11	308.2	Infiltration Galleries & Tunnels														0
12	309.2	Supply Mains														0
13	310.2	Power Generation Equipment														0
14	311.2	Pumping Equipment														0
15	339.2	Other Plant & Misc. Equipment														0
16		WATER TREATMENT PLANT														
17	303.3	Land & Land Rights														0
18	304.3	Structures & Improvements														0
19	311.3	Pumping Equipment														0
20	320.3	Water Treatment Equipment														0
21	339.3	Other Plant & Misc. Equipment														0
22		TRANSMISSION & DISTRIBUTION PLANT														
23	303.4	Land & Land Rights														0
24	304.4	Structures & Improvements														0
25	311.4	Pumping Equipment														0
26	330.4	Dist. Reservoirs & Standpipes														0
27	331.4	Transm. & Distribution Mains														0
28	333.4	Services														0
29	334.4	Meters & Meter Installations														0
30	335.4	Hydrants														0
31	336.4	Backflow Prevention														0
32	339.4	Other Plant & Misc. Equipment														0
33		GENERAL PLANT														
34	303.5	Land & Land Rights														0
35	304.5	Structures & Improvements														0
36	340.5	Office Furniture & Equipment														0
37	340.51	Computer Equipment														0
38	341.5	Transportation Equipment														0
39	342.5	Stores Equipment														0
40	343.5	Tools, Shop & Garage Equipment														0
41	344.5	Laboratory Equipment														0
42	345.5	Power Operated Equipment														0
43	346.5	Communication Equipment														0
44	347.5	Miscellaneous Equipment														0
45	348.5	Other Tangible Plant														0
46		TOTAL		0	0	0	0	0	0	0	0	0	0	0	0	0

14

Schedule of Water Plant in Service By Primary Account- 2005													FWS Properties			Florida Public Service Commission		
Adjusted UPIS Balances- December 2004 through December 2005																		
Harmony Homes - Water Docket No. 060368-WS Schedule Year Ended: 2005 Historic [x] or Projected []													Explanation: Provide Adjusted UPIS balances by account for the period beginning 12/31/04 through the year ended 12/31/05 , and 13 month average			Schedule: A-5 Page: 4 of 8 Preparer: <name>		
Line No.	Acct No.	(1)	(2)	(3)	(4)	(5)	(6)	(7)	(8)	(9)	(10)	(11)	(12)	(13)	(14)	(15)		
	AccountName	12/31/04	01/31/05	02/28/05	03/31/05	04/30/05	05/31/05	06/30/05	07/31/05	08/31/05	09/30/05	10/31/05	11/30/05	12/31/05	Average Balance			
1	INTANGIBLE PLANT																	
2	301.1 Organization	0	0	0	0	0	0	0	0	0	0	0	0	0	0	0		
3	302.1 Franchises	726	726	726	726	726	726	726	726	726	726	726	726	726	726	726		
4	339.1 Other Plant & Misc. Equipment	0	0	0	0	0	0	0	0	0	0	0	0	0	0	0		
5	SOURCE OF SUPPLY & PUMPING PLANT																	
6	303.2 Land & Land Rights	0	0	0	0	0	0	0	0	0	0	0	0	0	0	0		
7	304.2 Structures & Improvements	7,892	7,892	7,892	7,892	7,892	7,892	7,892	7,892	7,892	7,892	7,892	7,892	7,892	7,892	7,892		
8	305.2 Collect. & Impound Reservoirs	0	0	0	0	0	0	0	0	0	0	0	0	0	0	0		
9	306.2 Lake, River & Other Intakes	0	0	0	0	0	0	0	0	0	0	0	0	0	0	0		
10	307.2 Wells & Springs	2,520	2,520	2,520	2,520	2,520	2,520	2,520	2,520	2,520	2,520	2,520	2,520	2,520	2,520	2,520		
11	308.2 Infiltration Galleries & Tunnels	0	0	0	0	0	0	0	0	0	0	0	0	0	0	0		
12	309.2 Supply Mains	2,218	2,218	2,218	2,218	2,218	2,218	2,218	2,218	2,218	2,218	2,218	2,218	2,218	2,218	2,218		
13	310.2 Power Generation Equipment	0	0	0	0	0	0	0	0	0	0	0	0	0	0	0		
14	311.2 Pumping Equipment	8,218	8,218	8,218	8,218	8,218	8,218	8,218	8,218	8,218	8,218	8,218	8,218	8,218	8,218	8,218		
15	339.2 Other Plant & Misc. Equipment	104	104	104	104	104	104	104	104	104	104	104	104	104	104	104		
16	WATER TREATMENT PLANT																	
17	303.3 Land & Land Rights	764	764	764	764	764	764	764	764	764	764	764	764	764	764	764		
18	304.3 Structures & Improvements	0	0	0	0	0	0	0	0	0	0	0	0	0	0	0		
19	311.3 Pumping Equipment	0	0	0	0	0	0	0	0	0	0	0	0	0	0	0		
20	320.3 Water Treatment Equipment	1,376	1,376	1,376	1,376	1,376	1,376	1,376	1,376	1,376	1,376	1,376	1,376	1,376	1,376	1,376		
21	339.3 Other Plant & Misc. Equipment	0	0	0	0	0	0	0	0	0	0	0	0	0	0	0		
22	TRANSMISSION & DISTRIBUTION PLANT																	
23	303.4 Land & Land Rights	0	0	0	0	0	0	0	0	0	0	0	0	0	0	0		
24	304.4 Structures & Improvements	0	0	0	0	0	0	0	0	0	0	0	0	0	0	0		
25	311.4 Pumping Equipment	0	0	0	0	0	0	0	0	0	0	0	0	0	0	0		
26	330.4 Distr. Reservoirs & Standpipes	7,522	7,522	7,522	7,522	7,522	7,522	7,522	7,522	7,522	7,522	7,522	7,522	7,522	7,522	7,522		
27	331.4 Transm. & Distribution Mains	29,513	29,513	29,513	29,513	29,513	29,513	29,513	29,513	29,513	29,513	29,513	29,513	29,513	29,513	29,513		
28	333.4 Services	11,913	11,913	11,913	11,913	11,913	11,913	11,913	11,913	11,913	11,913	11,913	11,913	11,913	11,913	11,913		
29	334.4 Meters & Meter Installations	2,918	2,918	2,918	2,918	2,918	2,918	2,918	2,918	2,918	2,918	2,918	2,918	2,918	3,534	2,965		
30	335.4 Hydrants	0	0	0	0	0	0	0	0	0	0	0	0	0	0	0		
31	336.4 Backflow Prevention	0	0	0	0	0	0	0	0	0	0	0	0	0	0	0		
32	339.4 Other Plant & Misc. Equipment	0	0	0	0	0	0	0	0	0	0	0	0	0	0	0		
33	GENERAL PLANT																	
34	303.5 Land & Land Rights	0	0	0	0	0	0	0	0	0	0	0	0	0	0	0		
35	304.5 Structures & Improvements	0	0	0	0	0	0	0	0	0	0	0	0	0	0	0		
36	340.5 Office Furniture & Equipment	0	0	0	0	0	0	0	0	0	0	0	0	0	0	0		
37	340.51 Computer Equipment	0	0	0	0	0	0	0	0	0	0	0	0	0	0	0		
38	341.5 Transportation Equipment	0	0	0	0	0	0	0	0	0	0	0	0	0	0	0		
39	342.5 Stores Equipment	0	0	0	0	0	0	0	0	0	0	0	0	0	0	0		
40	343.5 Tools, Shop & Garage Equipment	0	0	0	0	0	0	0	0	0	0	0	0	0	0	0		
41	344.5 Laboratory Equipment	0	0	0	0	0	0	0	0	0	0	0	0	0	0	0		
42	345.5 Power Operated Equipment	0	0	0	0	0	0	0	0	0	0	0	0	0	0	0		
43	346.5 Communication Equipment	5,426	5,426	5,426	5,426	5,426	5,426	5,426	5,426	5,426	5,426	5,426	5,426	5,426	5,426	5,426		
44	347.5 Miscellaneous Equipment	0	0	0	0	0	0	0	0	0	0	0	0	0	0	0		
45	348.5 Other Tangible Plant	0	0	0	0	0	0	0	0	0	0	0	0	0	0	0		
46	TOTAL	81,110	81,110	81,110	81,110	81,110	81,110	81,110	81,110	81,110	81,110	81,110	81,110	81,110	81,726	81,157		

add T/F test

15a

Schedule of Water Plant in Service By Primary Account

Test Year Average balance

Harmony Homes

Docket No. 060368-WS

Test Year Ending 12/31/05

Historical [X] Projected []

Florida Public Service Commission

Schedule: A-5

Page: 3 of 5

Preparer: Robert M. Griffin

Explanation: Provide the month ending Adjusted balances for Water Plant in Service by primary account for each month of the Historical Test Year and the ending balance for the prior year.

Line No.	Acct No.	(1) Account Name	(2) Prior Year 12/31/04	(3) Jan	(4) Feb	(5) Mar	(6) Apr	(7) May	(8) Jun	(9) Jul	(10) Aug	(11) Sep	(12) Oct	(13) Nov	(14) Dec	(15) Average Balance
1		INTANGIBLE PLANT														
2	301.1	Organization	0	0	0	0	0	0	0	0	0	0	0	0	0	0
3	302.1	Franchises	726	726	726	726	726	726	726	726	726	726	726	726	726	726
4	339.1	Other Plant & Misc. Equipment	0	0	0	0	0	0	0	0	0	0	0	0	0	0
5		SOURCE OF SUPPLY & PUMPING PLANT														
6	303.2	Land & Land Rights	0	0	0	0	0	0	0	0	0	0	0	0	0	0
7	304.2	Structures & Improvements	7,892	7,892	7,892	7,892	7,892	7,892	7,892	7,892	7,892	7,892	7,892	7,892	7,892	7,892
8	305.2	Collect. & Impound Reservoirs	0	0	0	0	0	0	0	0	0	0	0	0	0	0
9	306.2	Lake, River & Other Intakes	0	0	0	0	0	0	0	0	0	0	0	0	0	0
10	307.2	Wells & Springs	2,520	2,520	2,520	2,520	2,520	2,520	2,520	2,520	2,520	2,520	2,520	2,520	2,520	2,520
11	308.2	Infiltration Galleries & Tunnels	0	0	0	0	0	0	0	0	0	0	0	0	0	0
12	309.2	Supply Mains	2,218	2,218	2,218	2,218	2,218	2,218	2,218	2,218	2,218	2,218	2,218	2,218	2,218	2,218
13	310.2	Power Generation Equipment	0	0	0	0	0	0	0	0	0	0	0	0	0	0
14	311.2	Pumping Equipment	8,218	8,218	8,218	8,218	8,218	8,218	8,218	8,218	8,218	8,218	8,218	8,218	8,218	8,218
15	339.2	Other Plant & Misc. Equipment	104	104	104	104	104	104	104	104	104	104	104	104	104	104
16		WATER TREATMENT PLANT														
17	303.3	Land & Land Rights	764	764	764	764	764	764	764	764	764	764	764	764	764	764
18	304.3	Structures & Improvements	0	0	0	0	0	0	0	0	0	0	0	0	0	0
19	311.3	Pumping Equipment	0	0	0	0	0	0	0	0	0	0	0	0	0	0
20	320.3	Water Treatment Equipment	1,376	1,376	1,376	1,376	1,376	1,376	1,376	1,376	1,376	1,376	1,376	1,376	1,376	1,376
21	339.3	Other Plant & Misc. Equipment	0	0	0	0	0	0	0	0	0	0	0	0	0	0
22		TRANSMISSION & DISTRIBUTION PLANT														
23	303.4	Land & Land Rights	0	0	0	0	0	0	0	0	0	0	0	0	0	0
24	304.4	Structures & Improvements	0	0	0	0	0	0	0	0	0	0	0	0	0	0
25	311.4	Pumping Equipment	0	0	0	0	0	0	0	0	0	0	0	0	0	0
26	330.4	Distr. Reservoirs & Standpipes	7,522	7,522	7,522	7,522	7,522	7,522	7,522	7,522	7,522	7,522	7,522	7,522	7,522	7,522
27	331.4	Transm. & Distribution Mains	29,513	29,513	29,513	29,513	29,513	29,513	29,513	29,513	29,513	29,513	29,513	29,513	29,513	29,513
28	333.4	Services	11,913	11,913	11,913	11,913	11,913	11,913	11,913	11,913	11,913	11,913	11,913	11,913	11,913	11,913
29	334.4	Meters & Meter Installations	2,918	2,918	2,918	2,918	2,918	2,918	2,918	2,918	2,918	2,918	2,918	2,918	3,534	2,965
30	335.4	Hydrants	0	0	0	0	0	0	0	0	0	0	0	0	0	0
31	336.4	Backflow Prevention	0	0	0	0	0	0	0	0	0	0	0	0	0	0
32	339.4	Other Plant & Misc. Equipment	0	0	0	0	0	0	0	0	0	0	0	0	0	0
33		GENERAL PLANT														
34	303.5	Land & Land Rights	0	0	0	0	0	0	0	0	0	0	0	0	0	0
35	304.5	Structures & Improvements	0	0	0	0	0	0	0	0	0	0	0	0	0	0
36	340.5	Office Furniture & Equipment	0	0	0	0	0	0	0	0	0	0	0	0	0	0
37	340.51	Computer Equipment	0	0	0	0	0	0	0	0	0	68	448	567	729	139
38	341.5	Transportation Equipment	0	0	0	0	0	0	0	0	0	0	0	0	0	0
39	342.5	Stores Equipment	0	0	0	0	0	0	0	0	0	0	0	0	0	0
40	343.5	Tools, Shop & Garage Equipment	0	0	0	0	0	0	0	0	0	0	0	0	0	0
41	344.5	Laboratory Equipment	0	0	0	0	0	0	0	0	0	0	0	0	0	0
42	345.5	Power Operated Equipment	0	0	0	0	0	0	0	0	0	0	0	0	0	0
43	346.5	Communication Equipment	5,426	5,426	5,426	5,426	5,426	5,426	5,426	5,426	5,426	5,426	5,426	5,426	5,426	5,426
44	347.5	Miscellaneous Equipment	0	0	0	0	0	0	0	0	0	0	0	0	0	0
45	348.5	Other Tangible Plant	0	0	0	0	0	0	0	0	0	0	0	0	0	0
46		TOTAL	81,110	81,110	81,110	81,110	81,110	81,110	81,110	81,110	81,110	81,178	81,558	81,677	82,455	81,297
47		Subtotal Land & Land Rights	764	764	764	764	764	764	764	764	764	764	764	764	764	764

154

Schedule of Water Plant in Service By Primary Account- 2006
 CWIP to Plant -Jan through December 2006


Florida Public Service Commission

Harmony Homes - Water
 Docket No. 060368-WS
 Schedule Year Ended: 2006
 Historic [] or Projected [x]

Explanation: Provide amounts by month for projects that were physically placed in service during 2006.

Schedule: A-5
 Page: 6 of 8
 Preparer: <name>


Line No.	Acct No.	(1) AccountName	(2)	(3)	(4)	(5)	(6)	(7)	(8)	(9)	(10)	(11)	(12)	(13)	(14)	(15) 2006 Total
				Jan	Feb	Mar	Apr	May	Jun	Jul	Aug	Sep	Oct	Nov	Dec	
1		INTANGIBLE PLANT														0
2	301.1	Organization														0
3	302.1	Franchises														0
4	339.1	Other Plant & Misc. Equipment														0
5		SOURCE OF SUPPLY & PUMPING PLANT														0
6	303.2	Land & Land Rights														0
7	304.2	Structures & Improvements														0
8	305.2	Collect. & Impound Reservoirs														0
9	306.2	Lake, River & Other Intakes														0
10	307.2	Wells & Springs														0
11	308.2	Infiltration Galleries & Tunnels														0
12	309.2	Supply Mains														0
13	310.2	Power Generation Equipment														0
14	311.2	Pumping Equipment														0
15	339.2	Other Plant & Misc. Equipment														0
16		WATER TREATMENT PLANT														0
17	303.3	Land & Land Rights														0
18	304.3	Structures & Improvements														0
19	311.3	Pumping Equipment														0
20	320.3	Water Treatment Equipment												5,000		5,000
21	339.3	Other Plant & Misc. Equipment														0
22		TRANSMISSION & DISTRIBUTION PLANT														0
23	303.4	Land & Land Rights														0
24	304.4	Structures & Improvements														0
25	311.4	Pumping Equipment														0
26	330.4	Distr. Reservoirs & Standpipes							500			500			500	1,500
27	331.4	Transm. & Distribution Mains														0
28	333.4	Services														0
29	334.4	Meters & Meter Installations							3,333			3,333			3,333	9,999
30	335.4	Hydrants														0
31	336.4	Backflow Prevention														0
32	339.4	Other Plant & Misc. Equipment														0
33		GENERAL PLANT														0
34	303.5	Land & Land Rights														0
35	304.5	Structures & Improvements														0
36	340.5	Office Furniture & Equipment														0
37	340.51	Computer Equipment														0
38	341.5	Transportation Equipment														0
39	342.5	Stores Equipment														0
40	343.5	Tools, Shop & Garage Equipment														0
41	344.5	Laboratory Equipment														0
42	345.5	Power Operated Equipment														0
43	346.5	Communication Equipment														0
44	347.5	Miscellaneous Equipment														0
45	348.5	Other Tangible Plant														0
46		TOTAL		0	0	0	0	0	3,833	0	0	3,833	0	0	8,833	16,499



Schedule of Water Plant in Service By Primary Account- 2006 Retirements-January through December 2006													Florida Public Service Commission			
Harmony Homes - Water Docket No. 060368-WS Schedule Year Ended: 2006 Historic [] or Projected [x]													Schedule: A-5 Page: 7 of 8 Preparer: <name>			
Explanation: Provide Retirements that were physically made during 2006.																
Line No.	Acct No.	(1) AccountName	(2)	(3) Jan	(4) Feb	(5) Mar	(6) Apr	(7) May	(8) Jun	(9) Jul	(10) Aug	(11) Sep	(12) Oct	(13) Nov	(14) Dec	(15) 2006 Totals
1		INTANGIBLE PLANT														
2	301.1	Organization														0
3	302.1	Franchises														0
4	339.1	Other Plant & Misc. Equipment														0
5		SOURCE OF SUPPLY & PUMPING PLANT														
6	303.2	Land & Land Rights														0
7	304.2	Structures & Improvements														0
8	305.2	Collect. & Impound Reservoirs														0
9	306.2	Lake, River & Other Intakes														0
10	307.2	Wells & Springs														0
11	308.2	Infiltration Galleries & Tunnels														0
12	309.2	Supply Mains														0
13	310.2	Power Generation Equipment														0
14	311.2	Pumping Equipment														0
15	339.2	Other Plant & Misc. Equipment														0
16		WATER TREATMENT PLANT														
17	303.3	Land & Land Rights														0
18	304.3	Structures & Improvements														0
19	311.3	Pumping Equipment														0
20	320.3	Water Treatment Equipment													0	0
21	339.3	Other Plant & Misc. Equipment														0
22		TRANSMISSION & DISTRIBUTION PLANT														
23	303.4	Land & Land Rights														0
24	304.4	Structures & Improvements														0
25	311.4	Pumping Equipment														0
26	330.4	Distr. Reservoirs & Standpipes														0
27	331.4	Transm. & Distribution Mains							(54)			(54)			(54)	(162)
28	333.4	Services														0
29	334.4	Meters & Meter Installations							0			0			0	0
30	335.4	Hydrants														0
31	336.4	Backflow Prevention														0
32	339.4	Other Plant & Misc. Equipment														0
33		GENERAL PLANT														
34	303.5	Land & Land Rights														0
35	304.5	Structures & Improvements														0
36	340.5	Office Furniture & Equipment														0
37	340.51	Computer Equipment														0
38	341.5	Transportation Equipment														0
39	342.5	Stores Equipment														0
40	343.5	Tools, Shop & Garage Equipment														0
41	344.5	Laboratory Equipment														0
42	345.5	Power Operated Equipment														0
43	346.5	Communication Equipment														0
44	347.5	Miscellaneous Equipment														0
45	348.5	Other Tangible Plant														0
46		TOTAL		0	0	0	0	0	(54)	0	0	(54)	0	0	(54)	(162)

17

Schedule of Water Plant in Service By Primary Account- 2006 Adjustments to UPIS-January through December 2006													Florida Public Service Commission			
Harmony Homes - Water Docket No. 060368-WS Schedule Year Ended: 2006 Historic [] or Projected [x]													Schedule: A-5 Page: 8 of 8 Preparer: <name>			
Explanation: Provide Adjustments to UPIS Amerendatory Order balances other than changes resulting from CWIP closed to Plan or Retirements for 2006																
Line No.	Acct No.	(1) AccountName	(2)	(3) Jan	(4) Feb	(5) Mar	(6) Apr	(7) May	(8) Jun	(9) Jul	(10) Aug	(11) Sep	(12) Oct	(13) Nov	(14) Dec	(15) Total Adjusts
1		INTANGIBLE PLANT														0
2	301.1	Organization														0
3	302.1	Franchises														0
4	339.1	Other Plant & Misc. Equipment														0
5		SOURCE OF SUPPLY & PUMPING PLANT														0
6	303.2	Land & Land Rights														0
7	304.2	Structures & Improvements														0
8	305.2	Collect. & Impound Reservoirs														0
9	306.2	Lake, River & Other intakes														0
10	307.2	Wells & Springs														0
11	308.2	Infiltration Galleries & Tunnels														0
12	309.2	Supply Mains														0
13	310.2	Power Generation Equipment														0
14	311.2	Pumping Equipment														0
15	339.2	Other Plant & Misc. Equipment														0
16		WATER TREATMENT PLANT														0
17	303.3	Land & Land Rights														0
18	304.3	Structures & Improvements														0
19	311.3	Pumping Equipment														0
20	320.3	Water Treatment Equipment														0
21	339.3	Other Plant & Misc. Equipment														0
22		TRANSMISSION & DISTRIBUTION PLANT														0
23	303.4	Land & Land Rights														0
24	304.4	Structures & Improvements														0
25	311.4	Pumping Equipment														0
26	330.4	Distr. Reservoirs & Standpipes														0
27	331.4	Transm. & Distribution Mains														0
28	333.4	Services														0
29	334.4	Meters & Meter Installations														0
30	335.4	Hydrants														0
31	336.4	Backflow Prevention														0
32	339.4	Other Plant & Misc. Equipment														0
33		GENERAL PLANT														0
34	303.5	Land & Land Rights														0
35	304.5	Structures & Improvements														0
36	340.5	Office Furniture & Equipment														0
37	340.51	Computer Equipment														0
38	341.5	Transportation Equipment														0
39	342.5	Stores Equipment														0
40	343.5	Tools, Shop & Garage Equipment														0
41	344.5	Laboratory Equipment														0
42	345.5	Power Operated Equipment														0
43	346.5	Communication Equipment														0
44	347.5	Miscellaneous Equipment														0
45	348.5	Other Tangible Plant														0
46		TOTAL		0	0	0	0	0	0	0	0	0	0	0	0	0



81

Schedule of Water Plant in Service By Primary Account- 2006 Adjusted UPIS Balances- December 2005 through December 2006													FWS Properties		Florida Public Service Commission	
Harmony Homes - Water Docket No. 060368-WS Schedule Year Ended: 2006 Historic [] or Projected [x]													Explanation: Provide Adjusted UPIS balances by account for the period beginning 12/31/05 through the year ended 12/31/06, and 13 month average		Schedule: A-5 Page: 4 of 8 Preparer: <name>	
Line No.	Acct No.	(1) AccountName	(2) Prior Year 12/31/05	(3) 01/31/06	(4) 02/28/06	(5) 03/31/06	(6) 04/30/06	(7) 05/31/06	(8) 06/30/06	(9) 07/31/06	(10) 08/31/06	(11) 09/30/06	(12) 10/31/06	(13) 11/30/06	(14) 12/31/06	(15) Average Balance
1		INTANGIBLE PLANT														
2	301.1	Organization	0	0	0	0	0	0	0	0	0	0	0	0	0	0
3	302.1	Franchises	726	726	726	726	726	726	726	726	726	726	726	726	726	726
4	339.1	Other Plant & Misc. Equipment	0	0	0	0	0	0	0	0	0	0	0	0	0	0
5		SOURCE OF SUPPLY & PUMPING PLANT														
6	303.2	Land & Land Rights	0	0	0	0	0	0	0	0	0	0	0	0	0	0
7	304.2	Structures & Improvements	7,892	7,892	7,892	7,892	7,892	7,892	7,892	7,892	7,892	7,892	7,892	7,892	7,892	7,892
8	305.2	Collect. & Impound Reservoirs	0	0	0	0	0	0	0	0	0	0	0	0	0	0
9	306.2	Lake, River & Other Intakes	0	0	0	0	0	0	0	0	0	0	0	0	0	0
10	307.2	Wells & Springs	2,520	2,520	2,520	2,520	2,520	2,520	2,520	2,520	2,520	2,520	2,520	2,520	2,520	2,520
11	308.2	Infiltration Galleries & Tunnels	0	0	0	0	0	0	0	0	0	0	0	0	0	0
12	309.2	Supply Mains	2,218	2,218	2,218	2,218	2,218	2,218	2,218	2,218	2,218	2,218	2,218	2,218	2,218	2,218
13	310.2	Power Generation Equipment	0	0	0	0	0	0	0	0	0	0	0	0	0	0
14	311.2	Pumping Equipment	8,218	8,218	8,218	8,218	8,218	8,218	8,218	8,218	8,218	8,218	8,218	8,218	8,218	8,218
15	339.2	Other Plant & Misc. Equipment	104	104	104	104	104	104	104	104	104	104	104	104	104	104
16		WATER TREATMENT PLANT														
17	303.3	Land & Land Rights	764	764	764	764	764	764	764	764	764	764	764	764	764	764
18	304.3	Structures & Improvements	0	0	0	0	0	0	0	0	0	0	0	0	0	0
19	311.3	Pumping Equipment	0	0	0	0	0	0	0	0	0	0	0	0	0	0
20	320.3	Water Treatment Equipment	1,376	1,376	1,376	1,376	1,376	1,376	1,376	1,376	1,376	1,376	1,376	1,376	6,376	1,761
21	339.3	Other Plant & Misc. Equipment	0	0	0	0	0	0	0	0	0	0	0	0	0	0
22		TRANSMISSION & DISTRIBUTION PLANT														
23	303.4	Land & Land Rights	0	0	0	0	0	0	0	0	0	0	0	0	0	0
24	304.4	Structures & Improvements	0	0	0	0	0	0	0	0	0	0	0	0	0	0
25	311.4	Pumping Equipment	0	0	0	0	0	0	0	0	0	0	0	0	0	0
26	330.4	Distr. Reservoirs & Standpipes	7,522	7,522	7,522	7,522	7,522	7,522	7,522	7,522	7,522	7,522	7,522	7,522	7,522	7,522
27	331.4	Transm. & Distribution Mains	29,513	29,513	29,513	29,513	29,513	29,513	29,959	29,959	29,959	30,405	30,405	30,405	30,851	29,925
28	333.4	Services	11,913	11,913	11,913	11,913	11,913	11,913	11,913	11,913	11,913	11,913	11,913	11,913	11,913	11,913
29	334.4	Meters & Meter Installations	3,534	3,534	3,534	3,534	3,534	3,534	6,867	6,867	6,867	10,200	10,200	10,200	13,533	6,611
30	335.4	Hydrants	0	0	0	0	0	0	0	0	0	0	0	0	0	0
31	336.4	Backflow Prevention	0	0	0	0	0	0	0	0	0	0	0	0	0	0
32	339.4	Other Plant & Misc. Equipment	0	0	0	0	0	0	0	0	0	0	0	0	0	0
33		GENERAL PLANT														
34	303.5	Land & Land Rights	0	0	0	0	0	0	0	0	0	0	0	0	0	0
35	304.5	Structures & Improvements	0	0	0	0	0	0	0	0	0	0	0	0	0	0
36	340.5	Office Furniture & Equipment	0	0	0	0	0	0	0	0	0	0	0	0	0	0
37	340.51	Computer Equipment	0	0	0	0	0	0	0	0	0	0	0	0	0	0
38	341.5	Transportation Equipment	0	0	0	0	0	0	0	0	0	0	0	0	0	0
39	342.5	Stores Equipment	0	0	0	0	0	0	0	0	0	0	0	0	0	0
40	343.5	Tools, Shop & Garage Equipment	0	0	0	0	0	0	0	0	0	0	0	0	0	0
41	344.5	Laboratory Equipment	0	0	0	0	0	0	0	0	0	0	0	0	0	0
42	345.5	Power Operated Equipment	0	0	0	0	0	0	0	0	0	0	0	0	0	0
43	346.5	Communication Equipment	5,426	5,426	5,426	5,426	5,426	5,426	5,426	5,426	5,426	5,426	5,426	5,426	5,426	5,426
44	347.5	Miscellaneous Equipment	0	0	0	0	0	0	0	0	0	0	0	0	0	0
45	348.5	Other Tangible Plant	0	0	0	0	0	0	0	0	0	0	0	0	0	0
46		TOTAL	81,726	81,726	81,726	81,726	81,726	81,726	85,505	85,505	85,505	89,284	89,284	89,284	98,063	85,599

19a

Schedule of Water Plant in Service By Primary Account

Test Year Average balance

Harmony Homes

Docket No. 060368-WS

Schedule Year Ending 12/31/06

Historical [] Projected [X]

Florida Public Service Commission

Schedule: A-5

Page: 4 of 5

Preparer: Robert M. Griffin

Explanation: Provide the month ending Adjusted balances for Water Plant in Service by primary account for each month of the Intermediate Year and the ending balance for the prior year.

Line No.	Acct No.	(1) Account Name	(2) Prior Year 12/31/05	(3) Jan	(4) Feb	(5) Mar	(6) Apr	(7) May	(8) Jun	(9) Jul	(10) Aug	(11) Sep	(12) Oct	(13) Nov	(14) Dec	(15) Average Balance
1		INTANGIBLE PLANT														
2	301.1	Organization	0	0	0	0	0	0	0	0	0	0	0	0	0	0
3	302.1	Franchises	726	726	726	726	726	726	726	726	726	726	726	726	726	726
4	339.1	Other Plant & Misc. Equipment	0	0	0	0	0	0	0	0	0	0	0	0	0	0
5		SOURCE OF SUPPLY & PUMPING PLANT														
6	303.2	Land & Land Rights	0	0	0	0	0	0	0	0	0	0	0	0	0	0
7	304.2	Structures & Improvements	7,892	7,892	7,892	7,892	7,892	7,892	7,892	7,892	7,892	7,892	7,892	7,892	7,892	7,892
8	305.2	Collect. & Impound Reservoirs	0	0	0	0	0	0	0	0	0	0	0	0	0	0
9	306.2	Lake, River & Other Intakes	0	0	0	0	0	0	0	0	0	0	0	0	0	0
10	307.2	Wells & Springs	2,520	2,520	2,520	2,520	2,520	2,520	2,520	2,520	2,520	2,520	2,520	2,520	2,520	2,520
11	308.2	Infiltration Galleries & Tunnels	0	0	0	0	0	0	0	0	0	0	0	0	0	0
12	309.2	Supply Mains	2,218	2,218	2,218	2,218	2,218	2,218	2,218	2,218	2,218	2,218	2,218	2,218	2,218	2,218
13	310.2	Power Generation Equipment	0	0	0	0	0	0	0	0	0	0	0	0	0	0
14	311.2	Pumping Equipment	8,218	8,218	8,218	8,218	8,218	8,218	8,218	8,218	8,218	8,218	8,218	8,218	8,218	8,218
15	339.2	Other Plant & Misc. Equipment	104	104	104	104	104	104	104	104	104	104	104	104	104	104
16		WATER TREATMENT PLANT														
17	303.3	Land & Land Rights	764	764	764	764	764	764	764	764	764	764	764	764	764	764
18	304.3	Structures & Improvements	0	0	0	0	0	0	0	0	0	0	0	0	0	0
19	311.3	Pumping Equipment	0	0	0	0	0	0	0	0	0	0	0	0	0	0
20	320.3	Water Treatment Equipment	1,376	1,376	1,376	1,376	1,376	1,376	1,376	1,376	1,376	1,376	1,376	1,376	6,376	1,761
21	339.3	Other Plant & Misc. Equipment	0	0	0	0	0	0	0	0	0	0	0	0	0	0
22		TRANSMISSION & DISTRIBUTION PLANT														
23	303.4	Land & Land Rights	0	0	0	0	0	0	0	0	0	0	0	0	0	0
24	304.4	Structures & Improvements	0	0	0	0	0	0	0	0	0	0	0	0	0	0
25	311.4	Pumping Equipment	0	0	0	0	0	0	0	0	0	0	0	0	0	0
26	330.4	Distr. Reservoirs & Standpipes	7,522	7,522	7,522	7,522	7,522	7,522	7,522	7,522	7,522	7,522	7,522	7,522	7,522	7,522
27	331.4	Transm. & Distribution Mains	29,513	29,513	29,513	29,513	29,513	29,513	29,959	29,959	29,959	30,405	30,405	30,405	30,851	29,925
28	333.4	Services	11,913	11,913	11,913	11,913	11,913	11,913	11,913	11,913	11,913	11,913	11,913	11,913	11,913	11,913
29	334.4	Meters & Meter Installations	3,534	3,534	3,534	3,534	3,534	3,534	6,867	6,867	6,867	10,200	10,200	10,200	13,533	6,611
30	335.4	Hydrants	0	0	0	0	0	0	0	0	0	0	0	0	0	0
31	336.4	Backflow Prevention	0	0	0	0	0	0	0	0	0	0	0	0	0	0
32	339.4	Other Plant & Misc. Equipment	0	0	0	0	0	0	0	0	0	0	0	0	0	0
33		GENERAL PLANT														
34	303.5	Land & Land Rights	0	0	0	0	0	0	0	0	0	0	0	0	0	0
35	304.5	Structures & Improvements	0	0	0	0	0	0	0	0	0	0	0	0	0	0
36	340.5	Office Furniture & Equipment	0	0	0	0	0	0	0	0	0	0	0	0	0	0
37	340.51	Computer Equipment	729	729	729	792	792	1,051	1,097	1,097	1,097	1,097	1,097	1,097	2,566	1,075
38	341.5	Transportation Equipment	0	0	0	0	0	0	0	0	0	0	0	0	0	0
39	342.5	Stores Equipment	0	0	0	0	0	0	0	0	0	0	0	0	0	0
40	343.5	Tools, Shop & Garage Equipment	0	0	0	0	0	0	0	0	0	0	0	0	0	0
41	344.5	Laboratory Equipment	0	0	0	0	0	0	0	0	0	0	0	0	0	0
42	345.5	Power Operated Equipment	0	0	0	0	0	0	0	0	0	0	0	0	0	0
43	346.5	Communication Equipment	5,426	5,426	5,426	5,426	5,426	5,426	5,426	5,426	5,426	5,426	5,426	5,426	5,426	5,426
44	347.5	Miscellaneous Equipment	0	0	0	0	0	0	0	0	0	0	0	0	0	0
45	348.5	Other Tangible Plant	0	0	0	0	0	0	0	0	0	0	0	0	0	0
46		TOTAL	82,455	82,455	82,455	82,518	82,518	82,777	86,602	86,602	86,602	90,381	90,381	90,381	100,629	86,674
47		Subtotal Land & Land Rights	764	764	764	764	764	764	764	764	764	764	764	764	764	764

161


Schedule of Water Plant in Service By Primary Account- 2007 CWIP to Plant -Jan through December 2007		FWS Properties										Florida Public Service Commission				
Harmony Homes - Water Docket No. 060368-WS Schedule Year Ended: 2007 Historic [] or Projected [x]		Explanation: Provide amounts for projects that were physically placed in service during 2007.										Schedule: A-5 Page: 6 of 8 Preparer: <name>				
Line No.	Acct No.	(1) AccountName	(2)	(3) Jan	(4) Feb	(5) Mar	(6) Apr	(7) May	(8) Jun	(9) Jul	(10) Aug	(11) Sep	(12) Oct	(13) Nov	(14) Dec	(15) 2007 Total
1		INTANGIBLE PLANT														
2	301.1	Organization														0
3	302.1	Franchises														0
4	339.1	Other Plant & Misc. Equipment														0
5		SOURCE OF SUPPLY & PUMPING PLANT														0
6	303.2	Land & Land Rights														0
7	304.2	Structures & Improvements			750				750			750			750	3,000
8	305.2	Collect. & Impound Reservoirs														0
9	306.2	Lake, River & Other Intakes														0
10	307.2	Wells & Springs														0
11	308.2	Infiltration Galleries & Tunnels														0
12	309.2	Supply Mains														0
13	310.2	Power Generation Equipment														0
14	311.2	Pumping Equipment														0
15	339.2	Other Plant & Misc. Equipment														0
16		WATER TREATMENT PLANT														0
17	303.3	Land & Land Rights														0
18	304.3	Structures & Improvements			0				0			0			0	0
19	311.3	Pumping Equipment														0
20	320.3	Water Treatment Equipment														0
21	339.3	Other Plant & Misc. Equipment														0
22		TRANSMISSION & DISTRIBUTION PLANT														0
23	303.4	Land & Land Rights														0
24	304.4	Structures & Improvements														0
25	311.4	Pumping Equipment														0
26	330.4	Distr. Reservoirs & Standpipes														0
27	331.4	Transm. & Distribution Mains			625				625			625			625	2,500
28	333.4	Services														0
29	334.4	Meters & Meter Installations														0
30	335.4	Hydrants														0
31	336.4	Backflow Prevention														0
32	339.4	Other Plant & Misc. Equipment														0
33		GENERAL PLANT														0
34	303.5	Land & Land Rights														0
35	304.5	Structures & Improvements														0
36	340.5	Office Furniture & Equipment														0
37	340.51	Computer Equipment														0
38	341.5	Transportation Equipment														0
39	342.5	Stores Equipment														0
40	343.5	Tools, Shop & Garage Equipment														0
41	344.5	Laboratory Equipment														0
42	345.5	Power Operated Equipment														0
43	346.5	Communication Equipment														0
44	347.5	Miscellaneous Equipment														0
45	348.5	Other Tangible Plant														0
46		TOTAL		0	0	1,375	0	0	1,375	0	0	1,375	0	0	1,375	5,500

20

Schedule of Water Plant in Service By Primary Account- 2007		FWS Properties											Florida Public Service Commission			
Retirements-January through December 2007																
Harmony Homes - Water		=input field											Schedule: A-5			
Docket No. 060368-WS		Explanation: Provide Retirements that were physically made during 2007											Page: 7 of 8			
Schedule Year Ended: 2007													Preparer: <name>			
Historic [] or Projected [x]																
Line No.	Acct No.	(1) AccountName	(2)	(3) Jan	(4) Feb	(5) Mar	(6) Apr	(7) May	(8) Jun	(9) Jul	(10) Aug	(11) Sep	(12) Oct	(13) Nov	(14) Dec	(15) 2007 Total
1		INTANGIBLE PLANT														
2	301.1	Organization														0
3	302.1	Franchises														0
4	339.1	Other Plant & Misc. Equipment														0
5		SOURCE OF SUPPLY & PUMPING PLANT														
6	303.2	Land & Land Rights														0
7	304.2	Structures & Improvements				(169)			(169)			(169)			(169)	(676)
8	305.2	Collect. & Impound Reservoirs														0
9	306.2	Lake, River & Other Intakes														0
10	307.2	Wells & Springs														0
11	308.2	Infiltration Galleries & Tunnels														0
12	309.2	Supply Mains														0
13	310.2	Power Generation Equipment														0
14	311.2	Pumping Equipment														0
15	339.2	Other Plant & Misc. Equipment														0
16		WATER TREATMENT PLANT														
17	303.3	Land & Land Rights														0
18	304.3	Structures & Improvements				0			0			0			0	0
19	311.3	Pumping Equipment														0
20	320.3	Water Treatment Equipment														0
21	339.3	Other Plant & Misc. Equipment														0
22		TRANSMISSION & DISTRIBUTION PLANT														
23	303.4	Land & Land Rights														0
24	304.4	Structures & Improvements														0
25	311.4	Pumping Equipment														0
26	330.4	Distr. Reservoirs & Standpipes														0
27	331.4	Transm. & Distribution Mains														0
28	333.4	Services				(68)			(68)			(68)			(68)	(272)
29	334.4	Meters & Meter Installations														0
30	335.4	Hydrants														0
31	336.4	Backflow Prevention														0
32	339.4	Other Plant & Misc. Equipment														0
33		GENERAL PLANT														
34	303.5	Land & Land Rights														0
35	304.5	Structures & Improvements														0
36	340.5	Office Furniture & Equipment														0
37	340.51	Computer Equipment														0
38	341.5	Transportation Equipment														0
39	342.5	Stores Equipment														0
40	343.5	Tools, Shop & Garage Equipment														0
41	344.5	Laboratory Equipment														0
42	345.5	Power Operated Equipment														0
43	346.5	Communication Equipment														0
44	347.5	Miscellaneous Equipment														0
45	348.5	Other Tangible Plant														0
46		TOTAL		0	0	(237)	0	0	(237)	0	0	(237)	0	0	(237)	(948)

21

Schedule of Water Plant in Service By Primary Account- 2007 Adjustments to UPIS-January through December 2007													Florida Public Service Commission			
Harmony Homes - Water Docket No. 060368-WS Schedule Year Ended: 2007 Historic [] or Projected [x]													Schedule: A-5 Page: 8 of 8 Preparer: <name>			
Explanation: Provide Adjustments to UPIS Amendatory Order balances other than changes resulting from CWIP closed to Plan or Retirements for 2007.																
Line No.	Acct No.	(1) AccountName	(2)	(3) Jan	(4) Feb	(5) Mar	(6) Apr	(7) May	(8) Jun	(9) Jul	(10) Aug	(11) Sep	(12) Oct	(13) Nov	(14) Dec	(15) 2007 Total
1		INTANGIBLE PLANT														
2	301.1	Organization														0
3	302.1	Franchises														0
4	339.1	Other Plant & Misc. Equipment														0
5		SOURCE OF SUPPLY & PUMPING PLANT														0
6	303.2	Land & Land Rights														0
7	304.2	Structures & Improvements														0
8	305.2	Collect. & Impound Reservoirs														0
9	306.2	Lake, River & Other Intakes														0
10	307.2	Wells & Springs														0
11	308.2	Infiltration Galleries & Tunnels														0
12	309.2	Supply Mains														0
13	310.2	Power Generation Equipment														0
14	311.2	Pumping Equipment														0
15	339.2	Other Plant & Misc. Equipment														0
16		WATER TREATMENT PLANT														0
17	303.3	Land & Land Rights														0
18	304.3	Structures & Improvements														0
19	311.3	Pumping Equipment														0
20	320.3	Water Treatment Equipment														0
21	339.3	Other Plant & Misc. Equipment														0
22		TRANSMISSION & DISTRIBUTION PLANT														0
23	303.4	Land & Land Rights														0
24	304.4	Structures & Improvements														0
25	311.4	Pumping Equipment														0
26	330.4	Distr. Reservoirs & Standpipes														0
27	331.4	Transm. & Distribution Mains														0
28	333.4	Services														0
29	334.4	Meters & Meter Installations														0
30	335.4	Hydrants														0
31	336.4	Backflow Prevention														0
32	339.4	Other Plant & Misc. Equipment														0
33		GENERAL PLANT														0
34	303.5	Land & Land Rights														0
35	304.5	Structures & Improvements														0
36	340.5	Office Furniture & Equipment														0
37	340.51	Computer Equipment														0
38	341.5	Transportation Equipment														0
39	342.5	Stores Equipment														0
40	343.5	Tools, Shop & Garage Equipment														0
41	344.5	Laboratory Equipment														0
42	345.5	Power Operated Equipment														0
43	346.5	Communication Equipment														0
44	347.5	Miscellaneous Equipment														0
45	348.5	Other Tangible Plant														0
46		TOTAL		0	0	0	0	0	0	0	0	0	0	0	0	0



22

Schedule of Water Plant in Service By Primary Account- 2007 Adjusted UPIS Balances- December 2006 through December 2007													Florida Public Service Commission			
Harmony Homes - Water Docket No. 060368-WS Schedule Year Ended: 2007 Historic [] or Projected [x]													Schedule: A-5 Page: 4 of 8 Preparer: <name>			
Explanation: Provide Adjusted UPIS balances by account for the period beginning 12/31/06 through the year ended 12/31/07, and 13 month average																
Line No.	Acct No.	(1) AccountName	(2) 12/31/06	(3) 01/31/07	(4) 02/28/07	(5) 03/31/07	(6) 04/30/07	(7) 05/31/07	(8) 06/30/07	(9) 07/31/07	(10) 08/31/07	(11) 09/30/07	(12) 10/31/07	(13) 11/30/07	(14) 12/31/07	(15) Average Balance
1		INTANGIBLE PLANT														
2	301.1	Organization	0	0	0	0	0	0	0	0	0	0	0	0	0	0
3	302.1	Franchises	726	726	726	726	726	726	726	726	726	726	726	726	726	726
4	339.1	Other Plant & Misc. Equipment	0	0	0	0	0	0	0	0	0	0	0	0	0	0
5		SOURCE OF SUPPLY & PUMPING PLANT														
6	303.2	Land & Land Rights	0	0	0	0	0	0	0	0	0	0	0	0	0	0
7	304.2	Structures & Improvements	7,892	7,892	7,892	8,473	8,473	8,473	9,054	9,054	9,054	9,635	9,635	9,635	10,216	8,875
8	305.2	Collect. & Impound Reservoirs	0	0	0	0	0	0	0	0	0	0	0	0	0	0
9	306.2	Lake, River & Other Intakes	0	0	0	0	0	0	0	0	0	0	0	0	0	0
10	307.2	Wells & Springs	2,520	2,520	2,520	2,520	2,520	2,520	2,520	2,520	2,520	2,520	2,520	2,520	2,520	2,520
11	308.2	Infiltration Galleries & Tunnels	0	0	0	0	0	0	0	0	0	0	0	0	0	0
12	309.2	Supply Mains	2,218	2,218	2,218	2,218	2,218	2,218	2,218	2,218	2,218	2,218	2,218	2,218	2,218	2,218
13	310.2	Power Generation Equipment	0	0	0	0	0	0	0	0	0	0	0	0	0	0
14	311.2	Pumping Equipment	8,218	8,218	8,218	8,218	8,218	8,218	8,218	8,218	8,218	8,218	8,218	8,218	8,218	8,218
15	339.2	Other Plant & Misc. Equipment	104	104	104	104	104	104	104	104	104	104	104	104	104	104
16		WATER TREATMENT PLANT														
17	303.3	Land & Land Rights	764	764	764	764	764	764	764	764	764	764	764	764	764	764
18	304.3	Structures & Improvements	0	0	0	0	0	0	0	0	0	0	0	0	0	0
19	311.3	Pumping Equipment	0	0	0	0	0	0	0	0	0	0	0	0	0	0
20	320.3	Water Treatment Equipment	6,376	6,376	6,376	6,376	6,376	6,376	6,376	6,376	6,376	6,376	6,376	6,376	6,376	6,376
21	339.3	Other Plant & Misc. Equipment	0	0	0	0	0	0	0	0	0	0	0	0	0	0
22		TRANSMISSION & DISTRIBUTION PLANT														
23	303.4	Land & Land Rights	0	0	0	0	0	0	0	0	0	0	0	0	0	0
24	304.4	Structures & Improvements	0	0	0	0	0	0	0	0	0	0	0	0	0	0
25	311.4	Pumping Equipment	0	0	0	0	0	0	0	0	0	0	0	0	0	0
26	330.4	Distr. Reservoirs & Standpipes	7,522	7,522	7,522	7,522	7,522	7,522	7,522	7,522	7,522	7,522	7,522	7,522	7,522	7,522
27	331.4	Transm. & Distribution Mains	30,851	30,851	30,851	31,408	31,408	31,408	31,965	31,965	31,965	32,522	32,522	32,522	33,079	31,794
28	333.4	Services	11,913	11,913	11,913	11,913	11,913	11,913	11,913	11,913	11,913	11,913	11,913	11,913	11,913	11,913
29	334.4	Meters & Meter Installations	13,533	13,533	13,533	13,533	13,533	13,533	13,533	13,533	13,533	13,533	13,533	13,533	13,533	13,533
30	335.4	Hydrants	0	0	0	0	0	0	0	0	0	0	0	0	0	0
31	336.4	Backflow Prevention	0	0	0	0	0	0	0	0	0	0	0	0	0	0
32	339.4	Other Plant & Misc. Equipment	0	0	0	0	0	0	0	0	0	0	0	0	0	0
33		GENERAL PLANT														
34	303.5	Land & Land Rights	0	0	0	0	0	0	0	0	0	0	0	0	0	0
35	304.5	Structures & Improvements	0	0	0	0	0	0	0	0	0	0	0	0	0	0
36	340.5	Office Furniture & Equipment	0	0	0	0	0	0	0	0	0	0	0	0	0	0
37	340.51	Computer Equipment	0	0	0	0	0	0	0	0	0	0	0	0	0	0
38	341.5	Transportation Equipment	0	0	0	0	0	0	0	0	0	0	0	0	0	0
39	342.5	Stores Equipment	0	0	0	0	0	0	0	0	0	0	0	0	0	0
40	343.5	Tools, Shop & Garage Equipment	0	0	0	0	0	0	0	0	0	0	0	0	0	0
41	344.5	Laboratory Equipment	0	0	0	0	0	0	0	0	0	0	0	0	0	0
42	345.5	Power Operated Equipment	0	0	0	0	0	0	0	0	0	0	0	0	0	0
43	346.5	Communication Equipment	5,426	5,426	5,426	5,426	5,426	5,426	5,426	5,426	5,426	5,426	5,426	5,426	5,426	5,426
44	347.5	Miscellaneous Equipment	0	0	0	0	0	0	0	0	0	0	0	0	0	0
45	348.5	Other Tangible Plant	0	0	0	0	0	0	0	0	0	0	0	0	0	0
46		TOTAL	98,063	98,063	98,063	99,201	99,201	99,201	100,339	100,339	100,339	101,477	101,477	101,477	102,615	99,989
																1,299,855
															TRUE	TRUE

230

Schedule of Water Plant in Service By Primary Account

Test Year Average balance
 Harmony Homes
 Docket No. 060368-WS
 Schedule Year Ending 12/31/07
 Historical [] Projected [X]

Florida Public Service Commission

Schedule: A-5
 Page: 5 of 5
 Preparer: Robert M. Griffin

Explanation: Provide the month ending Adjusted balances for Water Plant in Service by primary account for each month of the Projected Rate Year and the ending balance for the prior year.

Line No.	Acct No.	(1) Account Name	(2) Prior Year 12/31/06	(3) Jan	(4) Feb	(5) Mar	(6) Apr	(7) May	(8) Jun	(9) Jul	(10) Aug	(11) Sep	(12) Oct	(13) Nov	(14) Dec	(15) Average Balance
1		INTANGIBLE PLANT														
2	301.1	Organization	0	0	0	0	0	0	0	0	0	0	0	0	0	0
3	302.1	Franchises	726	726	726	726	726	726	726	726	726	726	726	726	726	726
4	339.1	Other Plant & Misc. Equipment	0	0	0	0	0	0	0	0	0	0	0	0	0	0
5		SOURCE OF SUPPLY & PUMPING PLANT														
6	303.2	Land & Land Rights	0	0	0	0	0	0	0	0	0	0	0	0	0	0
7	304.2	Structures & Improvements	7,892	7,892	7,892	8,473	8,473	8,473	9,054	9,054	9,054	9,635	9,635	9,635	10,216	8,875
8	305.2	Collect. & Impound Reservoirs	0	0	0	0	0	0	0	0	0	0	0	0	0	0
9	306.2	Lake, River & Other Intakes	0	0	0	0	0	0	0	0	0	0	0	0	0	0
10	307.2	Wells & Springs	2,520	2,520	2,520	2,520	2,520	2,520	2,520	2,520	2,520	2,520	2,520	2,520	2,520	2,520
11	308.2	Infiltration Galleries & Tunnels	0	0	0	0	0	0	0	0	0	0	0	0	0	0
12	309.2	Supply Mains	2,218	2,218	2,218	2,218	2,218	2,218	2,218	2,218	2,218	2,218	2,218	2,218	2,218	2,218
13	310.2	Power Generation Equipment	0	0	0	0	0	0	0	0	0	0	0	0	0	0
14	311.2	Pumping Equipment	8,218	8,218	8,218	8,218	8,218	8,218	8,218	8,218	8,218	8,218	8,218	8,218	8,218	8,218
15	339.2	Other Plant & Misc. Equipment	104	104	104	104	104	104	104	104	104	104	104	104	104	104
16		WATER TREATMENT PLANT														
17	303.3	Land & Land Rights	764	764	764	764	764	764	764	764	764	764	764	764	764	764
18	304.3	Structures & Improvements	0	0	0	0	0	0	0	0	0	0	0	0	0	0
19	311.3	Pumping Equipment	0	0	0	0	0	0	0	0	0	0	0	0	0	0
20	320.3	Water Treatment Equipment	6,376	6,376	6,376	6,376	6,376	6,376	6,376	6,376	6,376	6,376	6,376	6,376	6,376	6,376
21	339.3	Other Plant & Misc. Equipment	0	0	0	0	0	0	0	0	0	0	0	0	0	0
22		TRANSMISSION & DISTRIBUTION PLANT														
23	303.4	Land & Land Rights	0	0	0	0	0	0	0	0	0	0	0	0	0	0
24	304.4	Structures & Improvements	0	0	0	0	0	0	0	0	0	0	0	0	0	0
25	311.4	Pumping Equipment	0	0	0	0	0	0	0	0	0	0	0	0	0	0
26	330.4	Distr. Reservoirs & Standpipes	7,522	7,522	7,522	7,522	7,522	7,522	7,522	7,522	7,522	7,522	7,522	7,522	7,522	7,522
27	331.4	Transm. & Distribution Mains	30,851	30,851	30,851	31,408	31,408	31,408	31,965	31,965	31,965	32,522	32,522	32,522	33,079	31,794
28	333.4	Services	11,913	11,913	11,913	11,913	11,913	11,913	11,913	11,913	11,913	11,913	11,913	11,913	11,913	11,913
29	334.4	Meters & Meter Installations	13,533	13,533	13,533	13,533	13,533	13,533	13,533	13,533	13,533	13,533	13,533	13,533	13,533	13,533
30	335.4	Hydrants	0	0	0	0	0	0	0	0	0	0	0	0	0	0
31	336.4	Backflow Prevention	0	0	0	0	0	0	0	0	0	0	0	0	0	0
32	339.4	Other Plant & Misc. Equipment	0	0	0	0	0	0	0	0	0	0	0	0	0	0
33		GENERAL PLANT														
34	303.5	Land & Land Rights	0	0	0	0	0	0	0	0	0	0	0	0	0	0
35	304.5	Structures & Improvements	0	0	0	0	0	0	0	0	0	0	0	0	0	0
36	340.5	Office Furniture & Equipment	0	0	0	0	0	0	0	0	0	0	0	0	0	0
37	340.51	Computer Equipment	2,566	2,617	2,684	2,812	2,915	2,997	3,078	3,140	3,196	3,296	3,350	3,401	3,467	3,040
38	341.5	Transportation Equipment	0	0	0	0	0	0	0	0	0	0	0	0	0	0
39	342.5	Stores Equipment	0	0	0	0	0	0	0	0	0	0	0	0	0	0
40	343.5	Tools, Shop & Garage Equipment	0	0	0	0	0	0	0	0	0	0	0	0	0	0
41	344.5	Laboratory Equipment	0	0	0	0	0	0	0	0	0	0	0	0	0	0
42	345.5	Power Operated Equipment	0	0	0	0	0	0	0	0	0	0	0	0	0	0
43	346.5	Communication Equipment	5,426	5,426	5,426	5,426	5,426	5,426	5,426	5,426	5,426	5,426	5,426	5,426	5,426	5,426
44	347.5	Miscellaneous Equipment	0	0	0	0	0	0	0	0	0	0	0	0	0	0
45	348.5	Other Tangible Plant	0	0	0	0	0	0	0	0	0	0	0	0	0	0
46		TOTAL	100,629	100,680	100,747	102,013	102,116	102,198	103,417	103,479	103,535	104,773	104,827	104,878	106,082	103,029
47		Subtotal Land & Land Rights	764	764	764	764	764	764	764	764	764	764	764	764	764	764

231

Schedule of Water Accumulated Depreciation By Primary Account- 2004
 June through December Accum Dep'n Balances per Books- 2004

FWS Properties

Florida Public Service Commission

Harmony Homes - Water
 Docket No. 060368-WS
 Schedule Year Ended: 2004
 Historic or Projected

108 [input field] 6462 FWS

Harmony Homes - Water

Schedule: A-9
 Page: 2 of 8
 Preparer: <name>

Explanation: Provide Accumulated Depreciation balances by account for the period beginning 6/30/04 (when the Florida Water Services properties were acquired by AQUA) through the year ended 12/31/04. While 2005 is the historical test year, balances back to 6/30/04 are needed since adjustments to book balances are made beginning that date.

Line No.	Acct No.	(1) Account Name	(2)	(3)	(4)	(5)	(6)	(7)	(8)
			06/30/04	07/31/04	08/31/04	09/30/04	10/31/04	11/30/04	12/31/04
1		INTANGIBLE PLANT							
2	301.1	Organization	0	0	0	0	0	0	0
3	302.1	Franchises	0	0	0	0	0	0	0
4	339.1	Other Plant & Misc. Equipment	0	0	0	0	0	0	0
5		SOURCE OF SUPPLY & PUMPING PLANT							
6	303.2	Land & Land Rights	0	0	0	0	0	0	0
7	304.2	Structures & Improvements	0	0	0	0	0	0	0
8	305.2	Collect. & Impound Reservoirs	0	0	0	0	0	0	0
9	306.2	Lake, River & Other Intakes	0	0	0	0	0	0	0
10	307.2	Wells & Springs	0	0	0	0	0	0	0
11	308.2	Infiltration Galleries & Tunnels	0	0	0	0	0	0	0
12	309.2	Supply Mains	0	0	0	0	0	0	0
13	310.2	Power Generation Equipment	0	0	0	0	0	0	0
14	311.2	Pumping Equipment	0	0	0	0	0	0	0
15	339.2	Other Plant & Misc. Equipment	0	0	0	0	0	0	0
16		WATER TREATMENT PLANT							
17	303.3	Land & Land Rights	0	0	0	0	0	0	0
18	304.3	Structures & Improvements	0	0	0	0	0	0	0
19	311.3	Pumping Equipment	0	0	0	0	0	0	0
20	320.3	Water Treatment Equipment	0	0	0	0	0	0	0
21	339.3	Other Plant & Misc. Equipment	0	0	0	0	0	0	0
22		TRANSMISSION & DISTRIBUTION PLANT							
23	303.4	Land & Land Rights	0	0	0	0	0	0	0
24	304.4	Structures & Improvements	0	0	0	0	0	0	0
25	311.4	Pumping Equipment	0	0	0	0	0	0	0
26	330.4	Distr. Reservoirs & Standpipes	0	0	0	0	0	0	0
27	331.4	Transm. & Distribution Mains	0	0	0	0	0	0	0
28	333.4	Services	0	0	0	0	0	0	0
29	334.4	Meters & Meter Installations	0	0	0	0	0	0	0
30	335.4	Hydrants	0	0	0	0	0	0	0
31	336.4	Backflow Prevention	0	0	0	0	0	0	0
32	339.4	Other Plant & Misc. Equipment	0	0	0	0	0	0	0
33		GENERAL PLANT							
34	303.5	Land & Land Rights	0	0	0	0	0	0	0
35	304.5	Structures & Improvements	0	0	0	0	0	0	0
36	340.5	Office Furniture & Equipment	0	0	0	0	0	0	0
37	340.51	Computer Equipment	0	0	0	0	0	0	0
38	341.5	Transportation Equipment	0	0	0	0	0	0	0
39	342.5	Stores Equipment	0	0	0	0	0	0	0
40	343.5	Tools, Shop & Garage Equipment	0	0	0	0	0	0	0
41	344.5	Laboratory Equipment	0	0	0	0	0	0	0
42	345.5	Power Operated Equipment	0	0	0	0	0	0	0
43	346.5	Communication Equipment	0	0	0	0	0	0	0
44	347.5	Miscellaneous Equipment	0	0	0	0	0	0	0
45	348.5	Other Tangible Plant	0	0	0	0	0	0	0
46		TOTAL	0	0	0	0	0	0	0

Schedule of Water Accumulated Depreciation By Primary Account- 2005										Florida Public Service Commission						
Monthly Accumulated Depreciation Balances- per Books- 2005										Schedule: A-9						
Harmony Homes - Water										Page: 2 of 8						
Docket No. 060368-WS										Preparer: <name>						
Schedule Year Ended: 2005																
Historic [x] or Projected []																
Line No.	Account No.	(1) Account Name	(2) 12/31/04	(3) 01/31/05	(4) 02/28/05	(5) 03/31/05	(6) 04/30/05	(7) 05/31/05	(8) 06/30/05	(9) 07/31/05	(10) 08/31/05	(11) 09/30/05	(12) 10/31/05	(13) 11/30/05	(14) 12/31/05	(15) Average Balance
1		INTANGIBLE PLANT														
2	301.1	Organization	0	0	0	0	0	0	0	0	0	0	0	0	0	0
3	302.1	Franchises	0	0	0	0	0	0	0	0	0	0	0	0	0	0
4	339.1	Other Plant & Misc. Equipment	0	0	0	0	0	0	0	0	0	0	0	0	0	0
5		SOURCE OF SUPPLY & PUMPING PLANT														
6	303.2	Land & Land Rights	0	0	0	0	0	0	0	0	0	0	0	0	0	0
7	304.2	Structures & Improvements	0	0	0	0	0	0	0	0	0	0	0	0	0	0
8	305.2	Collect. & Impound Reservoirs	0	0	0	0	0	0	0	0	0	0	0	0	0	0
9	306.2	Lake, River & Other Intakes	0	0	0	0	0	0	0	0	0	0	0	0	0	0
10	307.2	Wells & Springs	0	0	0	0	0	0	0	0	0	0	0	0	0	0
11	308.2	Infiltration Galleries & Tunnels	0	0	0	0	0	0	0	0	0	0	0	0	0	0
12	309.2	Supply Mains	0	0	0	0	0	0	0	0	0	0	0	0	0	0
13	310.2	Power Generation Equipment	0	0	0	0	0	0	0	0	0	0	0	0	0	0
14	311.2	Pumping Equipment	0	0	0	0	0	0	0	0	0	0	0	0	0	0
15	339.2	Other Plant & Misc. Equipment	0	0	0	0	0	0	0	0	0	0	0	0	0	0
16		WATER TREATMENT PLANT														
17	303.3	Land & Land Rights	0	0	0	0	0	0	0	0	0	0	0	0	0	0
18	304.3	Structures & Improvements	0	0	0	0	0	0	0	0	0	0	0	0	0	0
19	311.3	Pumping Equipment	0	0	0	0	0	0	0	0	0	0	0	0	0	0
20	320.3	Water Treatment Equipment	0	0	0	0	0	0	0	0	0	0	0	0	0	0
21	339.3	Other Plant & Misc. Equipment	0	0	0	0	0	0	0	0	0	0	0	0	0	0
22		TRANSMISSION & DISTRIBUTION PLANT														
23	303.4	Land & Land Rights	0	0	0	0	0	0	0	0	0	0	0	0	0	0
24	304.4	Structures & Improvements	0	0	0	0	0	0	0	0	0	0	0	0	0	0
25	311.4	Pumping Equipment	0	0	0	0	0	0	0	0	0	0	0	0	0	0
26	330.4	Dist. Reservoirs & Standpipes	0	0	0	0	0	0	0	0	0	0	0	0	0	0
27	331.4	Transm. & Distribution Mains	0	0	0	0	0	0	0	0	0	0	0	0	0	0
28	333.4	Services	0	0	0	0	0	0	0	0	0	0	0	0	0	0
29	334.4	Meters & Meter Installations	0	0	0	0	0	0	0	0	0	0	0	0	0	0
30	335.4	Hydrants	0	0	0	0	0	0	0	0	0	0	0	0	0	0
31	336.4	Backflow Prevention	0	0	0	0	0	0	0	0	0	0	0	0	0	0
32	339.4	Other Plant & Misc. Equipment	0	0	0	0	0	0	0	0	0	0	0	0	0	0
33		GENERAL PLANT														
34	303.5	Land & Land Rights	0	0	0	0	0	0	0	0	0	0	0	0	0	0
35	304.5	Structures & Improvements	0	0	0	0	0	0	0	0	0	0	0	0	0	0
36	340.5	Office Furniture & Equipment	0	0	0	0	0	0	0	0	0	0	0	0	0	0
37	340.51	Computer Equipment	0	0	0	0	0	0	0	0	0	0	0	0	0	0
38	341.5	Transportation Equipment	0	0	0	0	0	0	0	0	0	0	0	0	0	0
39	342.5	Stores Equipment	0	0	0	0	0	0	0	0	0	0	0	0	0	0
40	343.5	Tools, Shop & Garage Equipment	0	0	0	0	0	0	0	0	0	0	0	0	0	0
41	344.5	Laboratory Equipment	0	0	0	0	0	0	0	0	0	0	0	0	0	0
42	345.5	Power Operated Equipment	0	0	0	0	0	0	0	0	0	0	0	0	0	0
43	346.5	Communication Equipment	0	0	0	0	0	0	0	0	0	0	0	0	0	0
44	347.5	Miscellaneous Equipment	0	0	0	0	0	0	0	0	0	0	0	0	0	0
45	348.5	Other Intangible Plant	0	0	0	0	0	0	0	0	0	0	0	0	0	0
46		TOTAL	0	0	0	0	0	0	0	0	0	0	0	0	0	0

25a

Schedule of Water Accumulated Depreciation By Primary Account

Florida Public Service Commission

Test Year Average balance

Schedule: A-9

Harmony Homes

Page: 2 of 5

Docket No. 060368-WS

Preparer: Robert M. Griffin

Test Year Ending 12/31/05

Historical | X | Projected | |

Explanation: Provide the month ending Per Books balances for Water Accumulated Depreciation by primary account for each month of the Test Year and the ending balance for the prior year.

Line No.	Acct No.	(1) Account Name	(2) Prior Year 12/31/04	(3) Jan	(4) Feb	(5) Mar	(6) Apr	(7) May	(8) Jun	(9) Jul	(10) Aug	(11) Sep	(12) Oct	(13) Nov	(14) Dec	(15) Average Balance
1		INTANGIBLE PLANT														
2	301.1	Organization	0	0	0	0	0	0	0	0	0	0	0	0	0	0
3	302.1	Franchises	0	0	0	0	0	0	0	0	0	0	0	0	0	0
4	339.1	Other Plant & Misc. Equipment	0	0	0	0	0	0	0	0	0	0	0	0	0	0
5		SOURCE OF SUPPLY & PUMPING PLANT														
6	303.2	Land & Land Rights	0	0	0	0	0	0	0	0	0	0	0	0	0	0
7	304.2	Structures & Improvements	0	0	0	0	0	0	0	0	0	0	0	0	0	0
8	305.2	Collect. & Impound Reservoirs	0	0	0	0	0	0	0	0	0	0	0	0	0	0
9	306.2	Lake, River & Other Intakes	0	0	0	0	0	0	0	0	0	0	0	0	0	0
10	307.2	Wells & Springs	0	0	0	0	0	0	0	0	0	0	0	0	0	0
11	308.2	Infiltration Galleries & Tunnels	0	0	0	0	0	0	0	0	0	0	0	0	0	0
12	309.2	Supply Mains	0	0	0	0	0	0	0	0	0	0	0	0	0	0
13	310.2	Power Generation Equipment	0	0	0	0	0	0	0	0	0	0	0	0	0	0
14	311.2	Pumping Equipment	0	0	0	0	0	0	0	0	0	0	0	0	0	0
15	339.2	Other Plant & Misc. Equipment	0	0	0	0	0	0	0	0	0	0	0	0	0	0
16		WATER TREATMENT PLANT														
17	303.3	Land & Land Rights	0	0	0	0	0	0	0	0	0	0	0	0	0	0
18	304.3	Structures & Improvements	0	0	0	0	0	0	0	0	0	0	0	0	0	0
19	311.3	Pumping Equipment	0	0	0	0	0	0	0	0	0	0	0	0	0	0
20	320.3	Water Treatment Equipment	0	0	0	0	0	0	0	0	0	0	0	0	0	0
21	339.3	Other Plant & Misc. Equipment	0	0	0	0	0	0	0	0	0	0	0	0	0	0
22		TRANSMISSION & DISTRIBUTION PLANT														
23	303.4	Land & Land Rights	0	0	0	0	0	0	0	0	0	0	0	0	0	0
24	304.4	Structures & Improvements	0	0	0	0	0	0	0	0	0	0	0	0	0	0
25	311.4	Pumping Equipment	0	0	0	0	0	0	0	0	0	0	0	0	0	0
26	330.4	Distr. Reservoirs & Standpipes	0	0	0	0	0	0	0	0	0	0	0	0	0	0
27	331.4	Transm. & Distribution Mains	0	0	0	0	0	0	0	0	0	0	0	0	0	0
28	333.4	Services	0	0	0	0	0	0	0	0	0	0	0	0	0	0
29	334.4	Meters & Meter Installations	0	0	0	0	0	0	0	0	0	0	0	0	0	0
30	335.4	Hydrants	0	0	0	0	0	0	0	0	0	0	0	0	0	0
31	336.4	Backflow Prevention	0	0	0	0	0	0	0	0	0	0	0	0	0	0
32	339.4	Other Plant & Misc. Equipment	0	0	0	0	0	0	0	0	0	0	0	0	0	0
33		GENERAL PLANT														
34	303.5	Land & Land Rights	0	0	0	0	0	0	0	0	0	0	0	0	0	0
35	304.5	Structures & Improvements	0	0	0	0	0	0	0	0	0	0	0	0	0	0
36	340.5	Office Furniture & Equipment	0	0	0	0	0	0	0	0	0	0	0	0	0	0
37	340.51	Computer Equipment	0	0	0	0	0	0	0	0	0	0	0	0	0	0
38	341.5	Transportation Equipment	0	0	0	0	0	0	0	0	0	0	0	0	0	0
39	342.5	Stores Equipment	0	0	0	0	0	0	0	0	0	0	0	0	0	0
40	343.5	Tools, Shop & Garage Equipment	0	0	0	0	0	0	0	0	0	0	0	0	0	0
41	344.5	Laboratory Equipment	0	0	0	0	0	0	0	0	0	0	0	0	0	0
42	345.5	Power Operated Equipment	0	0	0	0	0	0	0	0	0	0	0	0	0	0
43	346.5	Communication Equipment	0	0	0	0	0	0	0	0	0	0	0	0	0	0
44	347.5	Miscellaneous Equipment	0	0	0	0	0	0	0	0	0	0	0	0	0	0
45	348.5	Other Tangible Plant	0	0	0	0	0	0	0	0	0	0	0	0	0	0
46		TOTAL	0	0	0	0	0	0	0	0	0	0	0	0	0	0
47		Subtotal Land & Land Rights	0	0	0	0	0	0	0	0	0	0	0	0	0	0

Note: 2005 Per Book balances are zero since system's balances were aggregated at an Administrative Level pending the PSC Order regarding proper balances at 6/04 acquisition.

25/1

Schedule of Water Accumulated Depreciation By Primary Account- 2006

Monthly Accumulated Depreciation Balances- per books- 2006							Florida Public Service Commission	
Harmony Homes - Water	108	6462	=input field	FWS	Harmony Homes - Water	Schedule:	A-9	
Docket No. 060368-WS	Explanation: Provide Accumulated Depreciation balances by account for the period					Page:	2 of 8	
Schedule Year Ended: 2006	beginning 12/31/05 through 12/31/06, and 13 month averages for 2006					Preparer:	<name>	
Historic [] or Projected [x]								

Line No.	Acct No.	(1) Account Name	(2)	(3)	(4)	(5)	(6)	(7)
			12/31/05	01/31/06	02/28/06	03/31/06	04/30/06	05/31/06
1		INTANGIBLE PLANT						Linked
2	301.1	Organization	0	0	0	0	0	0
3	302.1	Franchises	0	0	0	0	0	476
4	339.1	Other Plant & Misc. Equipment	0	0	0	0	0	0
5		SOURCE OF SUPPLY & PUMPING PLANT						
6	303.2	Land & Land Rights	0	0	0	0	0	0
7	304.2	Structures & Improvements	0	0	0	0	0	0
8	305.2	Collect. & Impound Reservoirs	0	0	0	0	0	0
9	306.2	Lake, River & Other Intakes	0	0	0	0	0	0
10	307.2	Wells & Springs	0	0	0	0	0	(2,083)
11	308.2	Infiltration Galleries & Tunnels	0	0	0	0	0	0
12	309.2	Supply Mains	0	0	0	0	0	1,250
13	310.2	Power Generation Equipment	0	0	0	0	0	0
14	311.2	Pumping Equipment	0	0	0	0	0	0
15	339.2	Other Plant & Misc. Equipment	0	0	0	0	0	27
16		WATER TREATMENT PLANT						
17	303.3	Land & Land Rights	0	0	0	0	0	0
18	304.3	Structures & Improvements	0	0	0	0	0	6,072
19	311.3	Pumping Equipment	0	0	0	0	0	685
20	320.3	Water Treatment Equipment	0	0	0	0	0	(2,043)
21	339.3	Other Plant & Misc. Equipment	0	0	0	0	0	0
22		TRANSMISSION & DISTRIBUTION PLANT						
23	303.4	Land & Land Rights	0	0	0	0	0	0
24	304.4	Structures & Improvements	0	0	0	0	0	0
25	311.4	Pumping Equipment	0	0	0	0	0	0
26	330.4	Distr. Reservoirs & Standpipes	0	0	0	0	0	3,703
27	331.4	Transm. & Distribution Mains	0	0	0	0	0	9,217
28	333.4	Services	0	0	0	0	0	4,170
29	334.4	Meters & Meter Installations	0	0	0	0	0	566
30	335.4	Hydrants	0	0	0	0	0	0
31	336.4	Backflow Prevention	0	0	0	0	0	0
32	339.4	Other Plant & Misc. Equipment	0	0	0	0	0	0
33		GENERAL PLANT						
34	303.5	Land & Land Rights	0	0	0	0	0	0
35	304.5	Structures & Improvements	0	0	0	0	0	0
36	340.5	Office Furniture & Equipment	0	0	0	0	0	0
37	340.51	Computer Equipment	0	0	0	0	0	0
38	341.5	Transportation Equipment	0	0	0	0	0	0
39	342.5	Stores Equipment	0	0	0	0	0	0
40	343.5	Tools, Shop & Garage Equipment	0	0	0	0	0	0
41	344.5	Laboratory Equipment	0	0	0	0	0	0
42	345.5	Power Operated Equipment	0	0	0	0	0	0
43	346.5	Communication Equipment	0	0	0	0	0	2,445
44	347.5	Miscellaneous Equipment	0	0	0	0	0	0
45	348.5	Other Tangible Plant	0	0	0	0	0	0
46		TOTAL	0	0	0	0	0	24,484

26

**Schedule of Water and Sewer Accumulated Depreciation
Annual Balances Subsequent to Last Established Rate Base**

Florida Public Service Commission

Harmony Homes
Docket No. 060368-WS
Projected Test Year Ending 12/31/07

Schedule: A-8
Page: 2 of 2
Preparer: Robert M. Griffin

Explanation: Schedule A-8 continued

Line No.	(1) Description	(2) Water Year End Balance	(3) Sewer Year End Balance
The balances for this system begin June 30, 2004 in accordance with PSC Amendatory Order			
2000			
30	Additions		NA
31	Retirements		NA
32	Adjustments		NA
33	12/31/00 Balance		NA
2001			
34	Additions		NA
35	Retirements		NA
36	Adjustments		NA
37	12/31/01 Balance		NA
2002			
38	Additions		NA
39	Retirements		NA
40	Adjustments		NA
41	12/31/02 Balance		NA
2003			
42	Additions		NA
43	Retirements		NA
44	Adjustments		NA
45	06/30/04 Amend. Order Balance	20,042	NA
2004			
46	Additions	1,351	NA
47	Retirements	(220)	NA
48	Adjustments	0	NA
49	12/31/04 Balance	21,173	NA
2005			
50	Additions	2,726	NA
51	Retirements	(1,650)	NA
52	Adjustments	25	NA
53	12/31/05 Balance	22,274	NA
2006			
54	Additions	2,980	NA
55	Retirements	(162)	NA
56	Adjustments	184	NA
57	12/31/06 Balance	25,275	NA
2007			
58	Additions	3,614	NA
59	Retirements	(948)	NA
60	Adjustments	513	NA
61	12/31/07 Balance	28,454	NA

Supporting Schedules: A-9, A-10 (pp 2-5)

Schedule of Water Accumulated Depreciation By Primary Account- 2004
Amendatory Order Balances as of 6/30/04

FWS Properties

Florida Public Service Commission

Harmony Homes - Water
Docket No. 060368-WS
Schedule Year Ended: 2004
Historic [x] or Projected []

Explanation: Provide Accum Depn balances by account for the period beginning 6/30/04 when the Florida Water Services properties were acquired by AQUA, Inc.
The balances as of 6/30/04 should be from the PSC's Amendatory Order issued February 27, 2006.

Schedule: A-9
Page: 5 of 8
Preparer: <name>

Line No.	Acct No.	(1) AccountName	(2) Prior Year 06/30/04	(3) 07/31/04	(4) 08/31/04	(5) 09/30/04	(6) 10/31/04	(7) 11/30/04	(8) 12/31/04
1		INTANGIBLE PLANT	From LOOKUP						
2	301.1	Organization	0	0	0	0	0	0	0
3	302.1	Franchises	447	447	447	447	447	447	447
4	339.1	Other Plant & Misc. Equipment	0	0	0	0	0	0	0
5		SOURCE OF SUPPLY & PUMPING PLANT							
6	303.2	Land & Land Rights	0	0	0	0	0	0	0
7	304.2	Structures & Improvements	5,681	5,681	5,681	5,681	5,681	5,681	5,681
8	305.2	Collect. & Impound Reservoirs	0	0	0	0	0	0	0
9	306.2	Lake, River & Other Intakes	0	0	0	0	0	0	0
10	307.2	Wells & Springs	(2,216)	(2,216)	(2,216)	(2,216)	(2,216)	(2,216)	(2,216)
11	308.2	Infiltration Galleries & Tunnels	0	0	0	0	0	0	0
12	309.2	Supply Mains	1,150	1,150	1,150	1,150	1,150	1,150	1,150
13	310.2	Power Generation Equipment	0	0	0	0	0	0	0
14	311.2	Pumping Equipment	34	34	34	34	34	34	34
15	339.2	Other Plant & Misc. Equipment	0	0	0	0	0	0	0
16		WATER TREATMENT PLANT							
17	303.3	Land & Land Rights	0	0	0	0	0	0	0
18	304.3	Structures & Improvements	0	0	0	0	0	0	0
19	311.3	Pumping Equipment	0	0	0	0	0	0	0
20	320.3	Water Treatment Equipment	(2,142)	(2,142)	(2,142)	(2,142)	(2,142)	(2,142)	(2,142)
21	339.3	Other Plant & Misc. Equipment	0	0	0	0	0	0	0
22		TRANSMISSION & DISTRIBUTION PLANT							
23	303.4	Land & Land Rights	0	0	0	0	0	0	0
24	304.4	Structures & Improvements	0	0	0	0	0	0	0
25	311.4	Pumping Equipment	0	0	0	0	0	0	0
26	330.4	Distr. Reservoirs & Standpipes	3,381	3,381	3,381	3,381	3,381	3,381	3,381
27	331.4	Transm. & Distribution Mains	8,135	8,135	8,135	8,135	8,135	8,135	8,135
28	333.4	Services	3,698	3,698	3,698	3,698	3,698	3,698	3,698
29	334.4	Meters & Meter Installations	288	288	288	288	288	288	288
30	335.4	Hydrants	0	0	0	0	0	0	0
31	336.4	Backflow Prevention	0	0	0	0	0	0	0
32	339.4	Other Plant & Misc. Equipment	0	0	0	0	0	0	0
33		GENERAL PLANT							
34	303.5	Land & Land Rights	0	0	0	0	0	0	0
35	304.5	Structures & Improvements	0	0	0	0	0	0	0
36	340.5	Office Furniture & Equipment	0	0	0	0	0	0	0
37	340.51	Computer Equipment	0	0	0	0	0	0	0
38	341.5	Transportation Equipment	0	0	0	0	0	0	0
39	342.5	Stores Equipment	0	0	0	0	0	0	0
40	343.5	Tools, Shop & Garage Equipment	0	0	0	0	0	0	0
41	344.5	Laboratory Equipment	0	0	0	0	0	0	0
42	345.5	Power Operated Equipment	0	0	0	0	0	0	0
43	346.5	Communication Equipment	1,586	1,586	1,586	1,586	1,586	1,586	1,586
44	347.5	Miscellaneous Equipment	0	0	0	0	0	0	0
45	348.5	Other Tangible Plant	0	0	0	0	0	0	0
46		TOTAL	20,042	20,042	20,042	20,042	20,042	20,042	20,042

82

Schedule of Water Accumulated Depreciation By Primary Account- 2004
 Adjusted UPIS Balances- June through December Balances for Depn Exp Calc

FWS Properties

Florida Public Service Commission

Harmony Homes - Water
 Docket No. 060368-WS
 Schedule Year Ended: 2004
 Historic [x] or Projected []

Explanation: Provide Adjusted UPIS balances by account for the period beginning
 6/30/04 through the year ended 12/31/04

Schedule: A-9
 Page: UPIS 4 of 8
 Preparer: <name>

Line No.	Acct No.	(1) AccountName	(2) Prior Year 06/30/04	(3) 07/31/04	(4) 08/31/04	(5) 09/30/04	(6) 10/31/04	(7) 11/30/04	(8) 12/31/04
1		INTANGIBLE PLANT							
2	301.1	Organization	0	0	0	0	0	0	0
3	302.1	Franchises	726	726	726	726	726	726	726
4	339.1	Other Plant & Misc. Equipment	0	0	0	0	0	0	0
5		SOURCE OF SUPPLY & PUMPING PLANT							
6	303.2	Land & Land Rights	0	0	0	0	0	0	0
7	304.2	Structures & Improvements	7,892	7,892	7,892	7,892	7,892	7,892	7,892
8	305.2	Collect. & Impound Reservoirs	0	0	0	0	0	0	0
9	306.2	Lake, River & Other Intakes	0	0	0	0	0	0	0
10	307.2	Wells & Springs	2,520	2,520	2,520	2,520	2,520	2,520	2,520
11	308.2	Infiltration Galleries & Tunnels	0	0	0	0	0	0	0
12	309.2	Supply Mains	2,218	2,218	2,218	2,218	2,218	2,218	2,218
13	310.2	Power Generation Equipment	0	0	0	0	0	0	0
14	311.2	Pumping Equipment	8,218	8,218	8,218	8,218	8,218	8,218	8,218
15	339.2	Other Plant & Misc. Equipment	0	0	0	0	104	104	104
16		WATER TREATMENT PLANT							
17	303.3	Land & Land Rights	764	764	764	764	764	764	764
18	304.3	Structures & Improvements	0	0	0	0	0	0	0
19	311.3	Pumping Equipment	0	0	0	0	0	0	0
20	320.3	Water Treatment Equipment	1,376	1,376	1,376	1,376	1,376	1,376	1,376
21	339.3	Other Plant & Misc. Equipment	0	0	0	0	0	0	0
22		TRANSMISSION & DISTRIBUTION PLANT							
23	303.4	Land & Land Rights	0	0	0	0	0	0	0
24	304.4	Structures & Improvements	0	0	0	0	0	0	0
25	311.4	Pumping Equipment	0	0	0	0	0	0	0
26	330.4	Distr. Reservoirs & Standpipes	7,522	7,522	7,522	7,522	7,522	7,522	7,522
27	331.4	Transm. & Distribution Mains	28,301	28,301	28,301	28,301	28,301	28,301	29,513
28	333.4	Services	11,913	11,913	11,913	11,913	11,913	11,913	11,913
29	334.4	Meters & Meter Installations	2,918	2,918	2,918	2,918	2,918	2,918	2,918
30	335.4	Hydrants	0	0	0	0	0	0	0
31	336.4	Backflow Prevention	0	0	0	0	0	0	0
32	339.4	Other Plant & Misc. Equipment	0	0	0	0	0	0	0
33		GENERAL PLANT							
34	303.5	Land & Land Rights	0	0	0	0	0	0	0
35	304.5	Structures & Improvements	0	0	0	0	0	0	0
36	340.5	Office Furniture & Equipment	0	0	0	0	0	0	0
37	340.51	Computer Equipment	0	0	0	0	0	0	0
38	341.5	Transportation Equipment	0	0	0	0	0	0	0
39	342.5	Stores Equipment	0	0	0	0	0	0	0
40	343.5	Tools, Shop & Garage Equipment	0	0	0	0	0	0	0
41	344.5	Laboratory Equipment	0	0	0	0	0	0	0
42	345.5	Power Operated Equipment	0	0	0	0	0	0	0
43	346.5	Communication Equipment	5,426	5,426	5,426	5,426	5,426	5,426	5,426
44	347.5	Miscellaneous Equipment	0	0	0	0	0	0	0
45	348.5	Other Tangible Plant	0	0	0	0	0	0	0
46		TOTAL	79,794	79,794	79,794	79,794	79,794	79,898	81,110

b2

Schedule of Water Accumulated Depreciation By Primary Account- 2004		FWS Properties							Florida Public Service Commission	
Depreciation Rates for Water Accounts- 2004										
Harmony Homes - Water		This Schedule shows the Commission Authorized Depreciation rates for 2004							Schedule:	A-9
Docket No. 060368-WS									Page:	2b
Schedule Year Ended: 2004									Preparer:	<name>
Historic <input checked="" type="checkbox"/> or Projected <input type="checkbox"/>										
Line No.	Acct No.	(1) Account Name	(2) Annual Rate	(3) 07/31/04	(4) 08/31/04	(5) 09/30/04	(6) 10/31/04	(7) 11/30/04	(8) 12/31/04	
1		INTANGIBLE PLANT	From FWS Depn LOOKUP							
			Monthly Rates							
2	301.1	Organization	0.00%	0.00%	0.00%	0.00%	0.00%	0.00%	0.00%	
3	302.1	Franchises	2.50%	0.21%	0.21%	0.21%	0.21%	0.21%	0.21%	
4	339.1	Other Plant & Misc. Equipment	0.00%	0.00%	0.00%	0.00%	0.00%	0.00%	0.00%	
5		SOURCE OF SUPPLY & PUMPING PLANT								
6	303.2	Land & Land Rights								
7	304.2	Structures & Improvements	3.03%	0.25%	0.25%	0.25%	0.25%	0.25%	0.25%	
8	305.2	Collect. & Impound Reservoirs	0.00%	0.00%	0.00%	0.00%	0.00%	0.00%	0.00%	
9	306.2	Lake, River & Other Intakes	0.00%	0.00%	0.00%	0.00%	0.00%	0.00%	0.00%	
10	307.2	Wells & Springs	3.33%	0.28%	0.28%	0.28%	0.28%	0.28%	0.28%	
11	308.2	Infiltration Galleries & Tunnels	0.00%	0.00%	0.00%	0.00%	0.00%	0.00%	0.00%	
12	309.2	Supply Mains	2.86%	0.24%	0.24%	0.24%	0.24%	0.24%	0.24%	
13	310.2	Power Generation Equipment	0.00%	0.00%	0.00%	0.00%	0.00%	0.00%	0.00%	
14	311.2	Pumping Equipment	5.00%	0.42%	0.42%	0.42%	0.42%	0.42%	0.42%	
15	339.2	Other Plant & Misc. Equipment	0.00%	0.00%	0.00%	0.00%	0.00%	0.00%	0.00%	
16		WATER TREATMENT PLANT								
17	303.3	Land & Land Rights								
18	304.3	Structures & Improvements	3.03%	0.25%	0.25%	0.25%	0.25%	0.25%	0.25%	
19	311.3	Pumping Equipment	5.00%	0.42%	0.42%	0.42%	0.42%	0.42%	0.42%	
20	320.3	Water Treatment Equipment	4.55%	0.38%	0.38%	0.38%	0.38%	0.38%	0.38%	
21	339.3	Other Plant & Misc. Equipment	0.00%	0.00%	0.00%	0.00%	0.00%	0.00%	0.00%	
22		TRANSMISSION & DISTRIBUTION PLANT								
23	303.4	Land & Land Rights								
24	304.4	Structures & Improvements	3.03%	0.25%	0.25%	0.25%	0.25%	0.25%	0.25%	
25	311.4	Pumping Equipment	5.00%	0.42%	0.42%	0.42%	0.42%	0.42%	0.42%	
26	330.4	Distr. Reservoirs & Standpipes	2.70%	0.23%	0.23%	0.23%	0.23%	0.23%	0.23%	
27	331.4	Transm. & Distribution Mains	2.22%	0.19%	0.19%	0.19%	0.19%	0.19%	0.19%	
28	333.4	Services	2.50%	0.21%	0.21%	0.21%	0.21%	0.21%	0.21%	
29	334.4	Meters & Meter Installations	5.00%	0.42%	0.42%	0.42%	0.42%	0.42%	0.42%	
30	335.4	Hydrants	0.00%	0.00%	0.00%	0.00%	0.00%	0.00%	0.00%	
31	336.4	Backflow Prevention	0.00%	0.00%	0.00%	0.00%	0.00%	0.00%	0.00%	
32	339.4	Other Plant & Misc. Equipment	0.00%	0.00%	0.00%	0.00%	0.00%	0.00%	0.00%	
33		GENERAL PLANT								
34	303.5	Land & Land Rights								
35	304.5	Structures & Improvements	3.03%	0.25%	0.25%	0.25%	0.25%	0.25%	0.25%	
36	340.5	Office Furniture & Equipment	0.00%	0.00%	0.00%	0.00%	0.00%	0.00%	0.00%	
37	340.51	Computer Equipment	0.00%	0.00%	0.00%	0.00%	0.00%	0.00%	0.00%	
38	341.5	Transportation Equipment	0.00%	0.00%	0.00%	0.00%	0.00%	0.00%	0.00%	
39	342.5	Stores Equipment	0.00%	0.00%	0.00%	0.00%	0.00%	0.00%	0.00%	
40	343.5	Tools, Shop & Garage Equipment	0.00%	0.00%	0.00%	0.00%	0.00%	0.00%	0.00%	
41	344.5	Laboratory Equipment	6.67%	0.56%	0.56%	0.56%	0.56%	0.56%	0.56%	
42	345.5	Power Operated Equipment	0.00%	0.00%	0.00%	0.00%	0.00%	0.00%	0.00%	
43	346.5	Communication Equipment	10.00%	0.83%	0.83%	0.83%	0.83%	0.83%	0.83%	
44	347.5	Miscellaneous Equipment	0.00%	0.00%	0.00%	0.00%	0.00%	0.00%	0.00%	
45	348.5	Other Tangible Plant	0.00%	0.00%	0.00%	0.00%	0.00%	0.00%	0.00%	

30

Schedule of Water Accumulated Depreciation By Primary Account- 2004
 Depreciation Expense- July through December 2004

FWS Properties

Florida Public Service Commission

Harmony Homes - Water
 Docket No. 060368-WS
 Schedule Year Ended: 2004
 Historic [x] or Projected []

Explanation: Provide monthly Depreciation Expense for 2004

Schedule: A-9
 Page: 6 of 8
 Preparer: <name>

Line No.	Acct No.	(1) AccountName	FWS Properties						(8) Dec	
			(2)	(3) July	(4) Aug	(5) Sep	(6) Oct	(7) Nov		
1		INTANGIBLE PLANT								
2	301.1	Organization	0	0	0	0	0	0	0	
3	302.1	Franchises	2	2	2	2	2	2	2	
4	339.1	Other Plant & Misc. Equipment	0	0	0	0	0	0	0	
5		SOURCE OF SUPPLY & PUMPING PLANT								
6	303.2	Land & Land Rights	0	0	0	0	0	0	0	
7	304.2	Structures & Improvements	20	20	20	20	20	20	20	
8	305.2	Collect. & Impound Reservoirs	0	0	0	0	0	0	0	
9	306.2	Lake, River & Other Intakes	0	0	0	0	0	0	0	
10	307.2	Wells & Springs	7	7	7	7	7	7	7	
11	308.2	Infiltration Galleries & Tunnels	0	0	0	0	0	0	0	
12	309.2	Supply Mains	5	5	5	5	5	5	5	
13	310.2	Power Generation Equipment	0	0	0	0	0	0	0	
14	311.2	Pumping Equipment	34	34	34	34	34	34	34	
15	339.2	Other Plant & Misc. Equipment	0	0	0	0	0	0	0	
16		WATER TREATMENT PLANT								
17	303.3	Land & Land Rights	0	0	0	0	0	0	0	
18	304.3	Structures & Improvements	0	0	0	0	0	0	0	
19	311.3	Pumping Equipment	0	0	0	0	0	0	0	
20	320.3	Water Treatment Equipment	5	5	5	5	5	5	5	
21	339.3	Other Plant & Misc. Equipment	0	0	0	0	0	0	0	
22		TRANSMISSION & DISTRIBUTION PLANT								
23	303.4	Land & Land Rights	0	0	0	0	0	0	0	
24	304.4	Structures & Improvements	0	0	0	0	0	0	0	
25	311.4	Pumping Equipment	0	0	0	0	0	0	0	
26	330.4	Distr. Reservoirs & Standpipes	17	17	17	17	17	17	17	
27	331.4	Transm. & Distribution Mains	52	52	52	52	52	52	55	
28	333.4	Services	25	25	25	25	25	25	25	
29	334.4	Meters & Meter Installations	12	12	12	12	12	12	12	
30	335.4	Hydrants	0	0	0	0	0	0	0	
31	336.4	Backflow Prevention	0	0	0	0	0	0	0	
32	339.4	Other Plant & Misc. Equipment	0	0	0	0	0	0	0	
33		GENERAL PLANT								
34	303.5	Land & Land Rights	0	0	0	0	0	0	0	
35	304.5	Structures & Improvements	0	0	0	0	0	0	0	
36	340.5	Office Furniture & Equipment	0	0	0	0	0	0	0	
37	340.51	Computer Equipment	0	0	0	0	0	0	0	
38	341.5	Transportation Equipment	0	0	0	0	0	0	0	
39	342.5	Stores Equipment	0	0	0	0	0	0	0	
40	343.5	Tools, Shop & Garage Equipment	0	0	0	0	0	0	0	
41	344.5	Laboratory Equipment	0	0	0	0	0	0	0	
42	345.5	Power Operated Equipment	0	0	0	0	0	0	0	
43	346.5	Communication Equipment	45	45	45	45	45	45	45	
44	347.5	Miscellaneous Equipment	0	0	0	0	0	0	0	
45	348.5	Other Tangible Plant	0	0	0	0	0	0	0	
46		TOTAL	225	225	225	225	225	225	227	1,351

Schedule of Water Accumulated Depreciation By Primary Account- 2004
Retirements-July through December 2004

FWS Properties

Florida Public Service Commission

Harmony Homes - Water
Docket No. 060368-WS
Schedule Year Ended: 2004
Historic or Projected

=input field
Explanation: Provide Retirements that were physically made after the date of Acquisition 6/30/04

Schedule: A-9
Page: 7 of 8
Preparer: <name>

Line No.	Acct No	(1) AccountName	(2)	(3)	(4)	(5)	(6)	(7)	(8)
				Jul	Aug	Sep	Oct	Nov	Dec
1		INTANGIBLE PLANT							
2	301.1	Organization		0	0	0	0	0	0
3	302.1	Franchises		0	0	0	0	0	0
4	339.1	Other Plant & Misc. Equipment		0	0	0	0	0	0
5		SOURCE OF SUPPLY & PUMPING PLANT							
6	303.2	Land & Land Rights		0	0	0	0	0	0
7	304.2	Structures & Improvements		0	0	0	0	0	0
8	305.2	Collect. & Impound Reservoirs		0	0	0	0	0	0
9	306.2	Lake, River & Other Intakes		0	0	0	0	0	0
10	307.2	Wells & Springs		0	0	0	0	0	0
11	308.2	Infiltration Galleries & Tunnels		0	0	0	0	0	0
12	309.2	Supply Mains		0	0	0	0	0	0
13	310.2	Power Generation Equipment		0	0	0	0	0	0
14	311.2	Pumping Equipment		0	0	0	0	0	0
15	339.2	Other Plant & Misc. Equipment		0	0	0	0	0	0
16		WATER TREATMENT PLANT						(220)	0
17	303.3	Land & Land Rights		0	0	0	0	0	0
18	304.3	Structures & Improvements		0	0	0	0	0	0
19	311.3	Pumping Equipment		0	0	0	0	0	0
20	320.3	Water Treatment Equipment		0	0	0	0	0	0
21	339.3	Other Plant & Misc. Equipment		0	0	0	0	0	0
22		TRANSMISSION & DISTRIBUTION PLANT							
23	303.4	Land & Land Rights		0	0	0	0	0	0
24	304.4	Structures & Improvements		0	0	0	0	0	0
25	311.4	Pumping Equipment		0	0	0	0	0	0
26	330.4	Distr. Reservoirs & Standpipes		0	0	0	0	0	0
27	331.4	Transm. & Distribution Mains		0	0	0	0	0	0
28	333.4	Services		0	0	0	0	0	0
29	334.4	Meters & Meter Installations		0	0	0	0	0	0
30	335.4	Hydrants		0	0	0	0	0	0
31	336.4	Backflow Prevention		0	0	0	0	0	0
32	339.4	Other Plant & Misc. Equipment		0	0	0	0	0	0
33		GENERAL PLANT							
34	303.5	Land & Land Rights		0	0	0	0	0	0
35	304.5	Structures & Improvements		0	0	0	0	0	0
36	340.5	Office Furniture & Equipment		0	0	0	0	0	0
37	340.51	Computer Equipment		0	0	0	0	0	0
38	341.5	Transportation Equipment		0	0	0	0	0	0
39	342.5	Stores Equipment		0	0	0	0	0	0
40	343.5	Tools, Shop & Garage Equipment		0	0	0	0	0	0
41	344.5	Laboratory Equipment		0	0	0	0	0	0
42	345.5	Power Operated Equipment		0	0	0	0	0	0
43	346.5	Communication Equipment		0	0	0	0	0	0
44	347.5	Miscellaneous Equipment		0	0	0	0	0	0
45	348.5	Other Tangible Plant		0	0	0	0	0	0
46		TOTAL		0	0	0	0	(220)	0

Schedule of Water Accumulated Depreciation By Primary Account- 2004 Adjustments to Accumulated Depreciation-July through December 2004			FWS Properties						Florida Public Service Commission		
Harmony Homes - Water Docket No. 060368-WS Schedule Year Ended: 2004 Historic [x] or Projected []			Explanation: Provide Adjustments to the Accumulated Depreciation Balances in Amendatory Order other than changes resulting from Depreciation Expense, or Plant Retirements.						Schedule: A-9 Page: 8 of 8 Preparer: <name>		
Line No.	Acct No.	(1) AccountName	(2)	(3) Jul	(4) Aug	(5) Sep	(6) Oct	(7) Nov	(8) Dec		
1		INTANGIBLE PLANT									
2	301.1	Organization									
3	302.1	Franchises									
4	339.1	Other Plant & Misc. Equipment									
5		SOURCE OF SUPPLY & PUMPING PLANT									
6	303.2	Land & Land Rights									
7	304.2	Structures & Improvements									
8	305.2	Collect & Impound Reservoirs									
9	306.2	Lake, River & Other Intakes									
10	307.2	Wells & Springs									
11	308.2	Infiltration Galleries & Tunnels									
12	309.2	Supply Mains									
13	310.2	Power Generation Equipment									
14	311.2	Pumping Equipment									
15	339.2	Other Plant & Misc. Equipment									
16		WATER TREATMENT PLANT									
17	303.3	Land & Land Rights									
18	304.3	Structures & Improvements									
19	311.3	Pumping Equipment									
20	320.3	Water Treatment Equipment									
21	339.3	Other Plant & Misc. Equipment									
22		TRANSMISSION & DISTRIBUTION PLANT									
23	303.4	Land & Land Rights									
24	304.4	Structures & Improvements									
25	311.4	Pumping Equipment									
26	330.4	Distr. Reservoirs & Standpipes									
27	331.4	Transm. & Distribution Mains									
28	333.4	Services									
29	334.4	Meters & Meter Installations									
30	335.4	Hydrants									
31	336.4	Backflow Prevention									
32	339.4	Other Plant & Misc. Equipment									
33		GENERAL PLANT									
34	303.5	Land & Land Rights									
35	304.5	Structures & Improvements									
36	340.5	Office Furniture & Equipment									
37	340.51	Computer Equipment									
38	341.5	Transportation Equipment									
39	342.5	Stores Equipment									
40	343.5	Tools, Shop & Garage Equipment									
41	344.5	Laboratory Equipment									
42	345.5	Power Operated Equipment									
43	346.5	Communication Equipment									
44	347.5	Miscellaneous Equipment									
45	348.5	Other Tangible Plant									
46		TOTAL		0	0	0	0	0	0	0	

Schedule of Water Accumulated Depreciation By Primary Account- 2004
 Adjusted Accumulated Depreciation Balances- June through December 2004

FWS Properties

Florida Public Service Commission

Harmony Homes - Water
 Docket No. 060368-WS
 Schedule Year Ended: 2004
 Historic [x] or Projected []

Explanation: Provide Adjusted Accum Depn balances by account for the period beginning 6/30/04 when the Florida Water Services properties were acquired by AQUA, Inc. through the year ended 12/31/04. While 2005 is the historical test year, balances back to 6/30/04 are needed since adjustments to book balances are made beginning that date.

Schedule: A-9
 Page: 4 of 8
 Preparer: <name>

Line No.	Acct No.	(1) AccountName	(2) 06/30/04	(3) 07/31/04	(4) 08/31/04	(5) 09/30/04	(6) 10/31/04	(7) 11/30/04	(8) 12/31/04
1		INTANGIBLE PLANT							
2	301.1	Organization	0	0	0	0	0	0	0
3	302.1	Franchises	447	449	450	452	453	455	456
4	339.1	Other Plant & Misc. Equipment	0	0	0	0	0	0	0
5		SOURCE OF SUPPLY & PUMPING PLANT							
6	303.2	Land & Land Rights	0	0	0	0	0	0	0
7	304.2	Structures & Improvements	5,681	5,701	5,721	5,741	5,761	5,781	5,801
8	305.2	Collect. & Impound Reservoirs	0	0	0	0	0	0	0
9	306.2	Lake, River & Other Intakes	0	0	0	0	0	0	0
10	307.2	Wells & Springs	(2,216)	(2,209)	(2,202)	(2,195)	(2,188)	(2,181)	(2,174)
11	308.2	Infiltration Galleries & Tunnels	0	0	0	0	0	0	0
12	309.2	Supply Mains	1,150	1,155	1,161	1,166	1,171	1,176	1,182
13	310.2	Power Generation Equipment	0	0	0	0	0	0	0
14	311.2	Pumping Equipment	34	68	102	137	171	205	239
15	339.2	Other Plant & Misc. Equipment	0	0	0	0	0	(220)	(220)
16		WATER TREATMENT PLANT							
17	303.3	Land & Land Rights	0	0	0	0	0	0	0
18	304.3	Structures & Improvements	0	0	0	0	0	0	0
19	311.3	Pumping Equipment	0	0	0	0	0	0	0
20	320.3	Water Treatment Equipment	(2,142)	(2,137)	(2,132)	(2,126)	(2,121)	(2,116)	(2,111)
21	339.3	Other Plant & Misc. Equipment	0	0	0	0	0	0	0
22		TRANSMISSION & DISTRIBUTION PLANT							
23	303.4	Land & Land Rights	0	0	0	0	0	0	0
24	304.4	Structures & Improvements	0	0	0	0	0	0	0
25	311.4	Pumping Equipment	0	0	0	0	0	0	0
26	330.4	Distr. Reservoirs & Standpipes	3,381	3,398	3,415	3,432	3,449	3,466	3,483
27	331.4	Transm. & Distribution Mains	8,135	8,187	8,240	8,292	8,345	8,397	8,452
28	333.4	Services	3,698	3,723	3,748	3,772	3,797	3,822	3,847
29	334.4	Meters & Meter Installations	288	300	312	324	337	349	361
30	335.4	Hydrants	0	0	0	0	0	0	0
31	336.4	Backflow Prevention	0	0	0	0	0	0	0
32	339.4	Other Plant & Misc. Equipment	0	0	0	0	0	0	0
33		GENERAL PLANT							
34	303.5	Land & Land Rights	0	0	0	0	0	0	0
35	304.5	Structures & Improvements	0	0	0	0	0	0	0
36	340.5	Office Furniture & Equipment	0	0	0	0	0	0	0
37	340.51	Computer Equipment	0	0	0	0	0	0	0
38	341.5	Transportation Equipment	0	0	0	0	0	0	0
39	342.5	Stores Equipment	0	0	0	0	0	0	0
40	343.5	Tools, Shop & Garage Equipment	0	0	0	0	0	0	0
41	344.5	Laboratory Equipment	0	0	0	0	0	0	0
42	345.5	Power Operated Equipment	0	0	0	0	0	0	0
43	346.5	Communication Equipment	1,586	1,631	1,676	1,722	1,767	1,812	1,857
44	347.5	Miscellaneous Equipment	0	0	0	0	0	0	0
45	348.5	Other Tangible Plant	0	0	0	0	0	0	0
46		TOTAL	20,042	20,267	20,491	20,716	20,941	20,946	21,173
									21,173

24

Schedule of Water Accumulated Depreciation By Primary Account- 2005
 Adjusted 2005 UPIS Balances for Depn Exp Calc

Florida Public Service Commission

Schedule: A-9
 Page: UPIS 4 of 8
 Preparer: <name>

Harmony Homes - Water
 Docket No. 060368-WS
 Schedule Year Ended: 2005
 Historic [x] or Projected []

Explanation: Provide Adjusted UPIS balances by account for the period beginning 12/31/04 through the year ended 12/31/05.

Line No.	Acct No.	(1) Account Name	(2)	(3)	(4)	(5)	(6)	(7)	(8)	(9)	(10)	(11)	(12)	(13)	(14)	(15) Average Balance
			12/31/04	01/31/05	02/28/05	03/31/05	04/30/05	05/31/05	06/30/05	07/31/05	08/31/05	09/30/05	10/31/05	11/30/05	12/31/05	
1		INTANGIBLE PLANT														
2	301.1	Organization	0	0	0	0	0	0	0	0	0	0	0	0	0	0
3	302.1	Franchises	726	726	726	726	726	726	726	726	726	726	726	726	726	726
4	339.1	Other Plant & Misc. Equipment	0	0	0	0	0	0	0	0	0	0	0	0	0	0
5		SOURCE OF SUPPLY & PUMPING PLANT														
6	303.2	Land & Land Rights	0	0	0	0	0	0	0	0	0	0	0	0	0	0
7	304.2	Structures & Improvements	7,892	7,892	7,892	7,892	7,892	7,892	7,892	7,892	7,892	7,892	7,892	7,892	7,892	7,892
8	305.2	Collect. & Impound Reservoirs	0	0	0	0	0	0	0	0	0	0	0	0	0	0
9	306.2	Lake, River & Other Intakes	0	0	0	0	0	0	0	0	0	0	0	0	0	0
10	307.2	Wells & Springs	2,520	2,520	2,520	2,520	2,520	2,520	2,520	2,520	2,520	2,520	2,520	2,520	2,520	2,520
11	308.2	Infiltration Galleries & Tunnels	0	0	0	0	0	0	0	0	0	0	0	0	0	0
12	309.2	Supply Mains	2,218	2,218	2,218	2,218	2,218	2,218	2,218	2,218	2,218	2,218	2,218	2,218	2,218	2,218
13	310.2	Power Generation Equipment	0	0	0	0	0	0	0	0	0	0	0	0	0	0
14	311.2	Pumping Equipment	8,218	8,218	8,218	8,218	8,218	8,218	8,218	8,218	8,218	8,218	8,218	8,218	8,218	8,218
15	339.2	Other Plant & Misc. Equipment	104	104	104	104	104	104	104	104	104	104	104	104	104	104
16		WATER TREATMENT PLANT														
17	303.3	Land & Land Rights	764	764	764	764	764	764	764	764	764	764	764	764	764	764
18	304.3	Structures & Improvements	0	0	0	0	0	0	0	0	0	0	0	0	0	0
19	311.3	Pumping Equipment	0	0	0	0	0	0	0	0	0	0	0	0	0	0
20	320.3	Water Treatment Equipment	1,376	1,376	1,376	1,376	1,376	1,376	1,376	1,376	1,376	1,376	1,376	1,376	1,376	1,376
21	339.3	Other Plant & Misc. Equipment	0	0	0	0	0	0	0	0	0	0	0	0	0	0
22		TRANSMISSION & DISTRIBUTION PLANT														
23	303.4	Land & Land Rights	0	0	0	0	0	0	0	0	0	0	0	0	0	0
24	304.4	Structures & Improvements	0	0	0	0	0	0	0	0	0	0	0	0	0	0
25	311.4	Pumping Equipment	0	0	0	0	0	0	0	0	0	0	0	0	0	0
26	330.4	Distr. Reservoirs & Standpipes	7,522	7,522	7,522	7,522	7,522	7,522	7,522	7,522	7,522	7,522	7,522	7,522	7,522	7,522
27	331.4	Transm. & Distribution Mains	29,513	29,513	29,513	29,513	29,513	29,513	29,513	29,513	29,513	29,513	29,513	29,513	29,513	29,513
28	333.4	Services	11,913	11,913	11,913	11,913	11,913	11,913	11,913	11,913	11,913	11,913	11,913	11,913	11,913	11,913
29	334.4	Meters & Meter Installations	2,918	2,918	2,918	2,918	2,918	2,918	2,918	2,918	2,918	2,918	2,918	2,918	3,534	2,965
30	335.4	Hydrants	0	0	0	0	0	0	0	0	0	0	0	0	0	0
31	336.4	Backflow Prevention	0	0	0	0	0	0	0	0	0	0	0	0	0	0
32	339.4	Other Plant & Misc. Equipment	0	0	0	0	0	0	0	0	0	0	0	0	0	0
33		GENERAL PLANT														
34	303.5	Land & Land Rights	0	0	0	0	0	0	0	0	0	0	0	0	0	0
35	304.5	Structures & Improvements	0	0	0	0	0	0	0	0	0	0	0	0	0	0
36	340.5	Office Furniture & Equipment	0	0	0	0	0	0	0	0	0	0	0	0	0	0
37	340.51	Computer Equipment	0	0	0	0	0	0	0	0	0	0	0	0	0	0
38	341.5	Transportation Equipment	0	0	0	0	0	0	0	0	0	0	0	0	0	0
39	342.5	Stores Equipment	0	0	0	0	0	0	0	0	0	0	0	0	0	0
40	343.5	Tools, Shop & Garage Equipment	0	0	0	0	0	0	0	0	0	0	0	0	0	0
41	344.5	Laboratory Equipment	0	0	0	0	0	0	0	0	0	0	0	0	0	0
42	345.5	Power Operated Equipment	0	0	0	0	0	0	0	0	0	0	0	0	0	0
43	346.5	Communication Equipment	5,426	5,426	5,426	5,426	5,426	5,426	5,426	5,426	5,426	5,426	5,426	5,426	5,426	5,426
44	347.5	Miscellaneous Equipment	0	0	0	0	0	0	0	0	0	0	0	0	0	0
45	348.5	Other Tangible Plant	0	0	0	0	0	0	0	0	0	0	0	0	0	0
46		TOTAL	81,110	81,110	81,110	81,110	81,110	81,110	81,110	81,110	81,110	81,110	81,110	81,110	81,726	81,157

35

Schedule of Water Accumulated Depreciation By Primary Account- 2005
 Depreciation Rates for Water Accounts- 2005

Florida Public Service Commission

Harmony Homes - Water
 Docket No. 060368-WS
 Schedule Year Ended: 2005
 Historic [x] or Projected []

Schedule: A-9
 Page: 2b
 Preparer: <name>

Line No.	Acct No.	(1) Account Name	(2) Annual Rate	(7) Monthly Rates												
				(3) Jan	(4) Feb	(5) Mar	(6) Apr	(8) Jun	(9) Jul	(10) Aug	(11) Sep	(12) Oct	(13) Nov	(14) Dec		
1		INTANGIBLE PLANT														
2	301.1	Organization	0.00%	0.00%	0.00%	0.00%	0.00%	0.00%	0.00%	0.00%	0.00%	0.00%	0.00%	0.00%	0.00%	0.00%
3	302.1	Franchises	2.50%	0.21%	0.21%	0.21%	0.21%	0.21%	0.21%	0.21%	0.21%	0.21%	0.21%	0.21%	0.21%	0.21%
4	339.1	Other Plant & Misc. Equipment	0.00%	0.00%	0.00%	0.00%	0.00%	0.00%	0.00%	0.00%	0.00%	0.00%	0.00%	0.00%	0.00%	0.00%
5		SOURCE OF SUPPLY & PUMPING PLANT														
6	303.2	Land & Land Rights														
7	304.2	Structures & Improvements	3.03%	0.25%	0.25%	0.25%	0.25%	0.25%	0.25%	0.25%	0.25%	0.25%	0.25%	0.25%	0.25%	0.25%
8	305.2	Collect. & Impound Reservoirs	0.00%	0.00%	0.00%	0.00%	0.00%	0.00%	0.00%	0.00%	0.00%	0.00%	0.00%	0.00%	0.00%	0.00%
9	306.2	Lake, River & Other Intakes	0.00%	0.00%	0.00%	0.00%	0.00%	0.00%	0.00%	0.00%	0.00%	0.00%	0.00%	0.00%	0.00%	0.00%
10	307.2	Wells & Springs	3.33%	0.28%	0.28%	0.28%	0.28%	0.28%	0.28%	0.28%	0.28%	0.28%	0.28%	0.28%	0.28%	0.28%
11	308.2	Infiltration Galleries & Tunnels	0.00%	0.00%	0.00%	0.00%	0.00%	0.00%	0.00%	0.00%	0.00%	0.00%	0.00%	0.00%	0.00%	0.00%
12	309.2	Supply Mains	2.86%	0.24%	0.24%	0.24%	0.24%	0.24%	0.24%	0.24%	0.24%	0.24%	0.24%	0.24%	0.24%	0.24%
13	310.2	Power Generation Equipment	0.00%	0.00%	0.00%	0.00%	0.00%	0.00%	0.00%	0.00%	0.00%	0.00%	0.00%	0.00%	0.00%	0.00%
14	311.2	Pumping Equipment	5.00%	0.42%	0.42%	0.42%	0.42%	0.42%	0.42%	0.42%	0.42%	0.42%	0.42%	0.42%	0.42%	0.42%
15	339.2	Other Plant & Misc. Equipment	0.00%	0.00%	0.00%	0.00%	0.00%	0.00%	0.00%	0.00%	0.00%	0.00%	0.00%	0.00%	0.00%	0.00%
16		WATER TREATMENT PLANT														
17	303.3	Land & Land Rights														
18	304.3	Structures & Improvements	3.03%	0.25%	0.25%	0.25%	0.25%	0.25%	0.25%	0.25%	0.25%	0.25%	0.25%	0.25%	0.25%	0.25%
19	311.3	Pumping Equipment	5.00%	0.42%	0.42%	0.42%	0.42%	0.42%	0.42%	0.42%	0.42%	0.42%	0.42%	0.42%	0.42%	0.42%
20	320.3	Water Treatment Equipment	4.55%	0.38%	0.38%	0.38%	0.38%	0.38%	0.38%	0.38%	0.38%	0.38%	0.38%	0.38%	0.38%	0.38%
21	339.3	Other Plant & Misc. Equipment	0.00%	0.00%	0.00%	0.00%	0.00%	0.00%	0.00%	0.00%	0.00%	0.00%	0.00%	0.00%	0.00%	0.00%
22		TRANSMISSION & DISTRIBUTION PLANT														
23	303.4	Land & Land Rights														
24	304.4	Structures & Improvements	3.03%	0.25%	0.25%	0.25%	0.25%	0.25%	0.25%	0.25%	0.25%	0.25%	0.25%	0.25%	0.25%	0.25%
25	311.4	Pumping Equipment	5.00%	0.42%	0.42%	0.42%	0.42%	0.42%	0.42%	0.42%	0.42%	0.42%	0.42%	0.42%	0.42%	0.42%
26	330.4	Distr. Reservoirs & Standpipes	2.70%	0.23%	0.23%	0.23%	0.23%	0.23%	0.23%	0.23%	0.23%	0.23%	0.23%	0.23%	0.23%	0.23%
27	331.4	Transm. & Distribution Mains	2.22%	0.19%	0.19%	0.19%	0.19%	0.19%	0.19%	0.19%	0.19%	0.19%	0.19%	0.19%	0.19%	0.19%
28	333.4	Services	2.50%	0.21%	0.21%	0.21%	0.21%	0.21%	0.21%	0.21%	0.21%	0.21%	0.21%	0.21%	0.21%	0.21%
29	334.4	Meters & Meter Installations	5.00%	0.42%	0.42%	0.42%	0.42%	0.42%	0.42%	0.42%	0.42%	0.42%	0.42%	0.42%	0.42%	0.42%
30	335.4	Hydrants	0.00%	0.00%	0.00%	0.00%	0.00%	0.00%	0.00%	0.00%	0.00%	0.00%	0.00%	0.00%	0.00%	0.00%
31	336.4	Backflow Prevention	0.00%	0.00%	0.00%	0.00%	0.00%	0.00%	0.00%	0.00%	0.00%	0.00%	0.00%	0.00%	0.00%	0.00%
32	339.4	Other Plant & Misc. Equipment	0.00%	0.00%	0.00%	0.00%	0.00%	0.00%	0.00%	0.00%	0.00%	0.00%	0.00%	0.00%	0.00%	0.00%
33		GENERAL PLANT														
34	303.5	Land & Land Rights														
35	304.5	Structures & Improvements	3.03%	0.25%	0.25%	0.25%	0.25%	0.25%	0.25%	0.25%	0.25%	0.25%	0.25%	0.25%	0.25%	0.25%
36	340.5	Office Furniture & Equipment	0.00%	0.00%	0.00%	0.00%	0.00%	0.00%	0.00%	0.00%	0.00%	0.00%	0.00%	0.00%	0.00%	0.00%
37	340.51	Computer Equipment	0.00%	0.00%	0.00%	0.00%	0.00%	0.00%	0.00%	0.00%	0.00%	0.00%	0.00%	0.00%	0.00%	0.00%
38	341.5	Transportation Equipment	0.00%	0.00%	0.00%	0.00%	0.00%	0.00%	0.00%	0.00%	0.00%	0.00%	0.00%	0.00%	0.00%	0.00%
39	342.5	Stores Equipment	0.00%	0.00%	0.00%	0.00%	0.00%	0.00%	0.00%	0.00%	0.00%	0.00%	0.00%	0.00%	0.00%	0.00%
40	343.5	Tools, Shop & Garage Equipment	0.00%	0.00%	0.00%	0.00%	0.00%	0.00%	0.00%	0.00%	0.00%	0.00%	0.00%	0.00%	0.00%	0.00%
41	344.5	Laboratory Equipment	6.67%	0.56%	0.56%	0.56%	0.56%	0.56%	0.56%	0.56%	0.56%	0.56%	0.56%	0.56%	0.56%	0.56%
42	345.5	Power Operated Equipment	0.00%	0.00%	0.00%	0.00%	0.00%	0.00%	0.00%	0.00%	0.00%	0.00%	0.00%	0.00%	0.00%	0.00%
43	346.5	Communication Equipment	10.00%	0.83%	0.83%	0.83%	0.83%	0.83%	0.83%	0.83%	0.83%	0.83%	0.83%	0.83%	0.83%	0.83%
44	347.5	Miscellaneous Equipment	0.00%	0.00%	0.00%	0.00%	0.00%	0.00%	0.00%	0.00%	0.00%	0.00%	0.00%	0.00%	0.00%	0.00%
45	348.5	Other Tangible Plant	0.00%	0.00%	0.00%	0.00%	0.00%	0.00%	0.00%	0.00%	0.00%	0.00%	0.00%	0.00%	0.00%	0.00%

26

Schedule of Water Accumulated Depreciation By Primary Account- 2005
 Depreciation Expense- 2005

Florida Public Service Commission

Harmony Homes - Water
 Docket No. 060368-WS
 Schedule Year Ended: 2005
 Historic [X] or Projected []

Schedule: A-9
 Page: 6 of 8
 Preparer: <name>

Explanation: Provide the monthly Depreciation Expense for 2005

Line No.	Acct No.	(1) AccountName	(2)-(13)												(14)	(15)	
			Jan	Feb	Mar	Apr	May	Jun	Jul	Aug	Sep	Oct	Nov	Dec	Test Year End 2005	Total	
1		INTANGIBLE PLANT															
2	301.1	Organization	0	0	0	0	0	0	0	0	0	0	0	0	0	0	0
3	302.1	Franchises	2	2	2	2	2	2	2	2	2	2	2	2	2	2	18
4	339.1	Other Plant & Misc. Equipment	0	0	0	0	0	0	0	0	0	0	0	0	0	0	0
5		SOURCE OF SUPPLY & PUMPING PLANT															
6	303.2	Land & Land Rights	0	0	0	0	0	0	0	0	0	0	0	0	0	0	0
7	304.2	Structures & Improvements	20	20	20	20	20	20	20	20	20	20	20	20	20	20	239
8	305.2	Collect. & Impound Reservoirs	0	0	0	0	0	0	0	0	0	0	0	0	0	0	0
9	306.2	Lake, River & Other Intakes	0	0	0	0	0	0	0	0	0	0	0	0	0	0	0
10	307.2	Wells & Springs	7	7	7	7	7	7	7	7	7	7	7	7	7	7	84
11	308.2	Infiltration Galleries & Tunnels	0	0	0	0	0	0	0	0	0	0	0	0	0	0	0
12	309.2	Supply Mains	5	5	5	5	5	5	5	5	5	5	5	5	5	5	63
13	310.2	Power Generation Equipment	0	0	0	0	0	0	0	0	0	0	0	0	0	0	0
14	311.2	Pumping Equipment	34	34	34	34	34	34	34	34	34	34	34	34	34	34	411
15	339.2	Other Plant & Misc. Equipment	0	0	0	0	0	0	0	0	0	0	0	0	0	0	0
16		WATER TREATMENT PLANT															
17	303.3	Land & Land Rights	0	0	0	0	0	0	0	0	0	0	0	0	0	0	0
18	304.3	Structures & Improvements	0	0	0	0	0	0	0	0	0	0	0	0	0	0	0
19	311.3	Pumping Equipment	0	0	0	0	0	0	0	0	0	0	0	0	0	0	0
20	320.3	Water Treatment Equipment	5	5	5	5	5	5	5	5	5	5	5	5	5	5	63
21	339.3	Other Plant & Misc. Equipment	0	0	0	0	0	0	0	0	0	0	0	0	0	0	0
22		TRANSMISSION & DISTRIBUTION PLANT															
23	303.4	Land & Land Rights	0	0	0	0	0	0	0	0	0	0	0	0	0	0	0
24	304.4	Structures & Improvements	0	0	0	0	0	0	0	0	0	0	0	0	0	0	0
25	311.4	Pumping Equipment	0	0	0	0	0	0	0	0	0	0	0	0	0	0	0
26	330.4	Distr. Reservoirs & Standpipes	17	17	17	17	17	17	17	17	17	17	17	17	17	17	203
27	331.4	Transm. & Distribution Mains	55	55	55	55	55	55	55	55	55	55	55	55	55	55	656
28	333.4	Services	25	25	25	25	25	25	25	25	25	25	25	25	25	25	298
29	334.4	Meters & Meter Installations	12	12	12	12	12	12	12	12	12	12	12	12	12	15	148
30	335.4	Hydrants	0	0	0	0	0	0	0	0	0	0	0	0	0	0	0
31	336.4	Backflow Prevention	0	0	0	0	0	0	0	0	0	0	0	0	0	0	0
32	339.4	Other Plant & Misc. Equipment	0	0	0	0	0	0	0	0	0	0	0	0	0	0	0
33		GENERAL PLANT															
34	303.5	Land & Land Rights	0	0	0	0	0	0	0	0	0	0	0	0	0	0	0
35	304.5	Structures & Improvements	0	0	0	0	0	0	0	0	0	0	0	0	0	0	0
36	340.5	Office Furniture & Equipment	0	0	0	0	0	0	0	0	0	0	0	0	0	0	0
37	340.51	Computer Equipment	0	0	0	0	0	0	0	0	0	0	0	0	0	0	0
38	341.5	Transportation Equipment	0	0	0	0	0	0	0	0	0	0	0	0	0	0	0
39	342.5	Stores Equipment	0	0	0	0	0	0	0	0	0	0	0	0	0	0	0
40	343.5	Tools, Shop & Garage Equipment	0	0	0	0	0	0	0	0	0	0	0	0	0	0	0
41	344.5	Laboratory Equipment	0	0	0	0	0	0	0	0	0	0	0	0	0	0	0
42	345.5	Power Operated Equipment	0	0	0	0	0	0	0	0	0	0	0	0	0	0	0
43	346.5	Communication Equipment	45	45	45	45	45	45	45	45	45	45	45	45	45	45	543
44	347.5	Miscellaneous Equipment	0	0	0	0	0	0	0	0	0	0	0	0	0	0	0
45	348.5	Other Tangible Plant	0	0	0	0	0	0	0	0	0	0	0	0	0	0	0
46		TOTAL	227	227	227	227	227	227	227	227	227	227	227	227	230	2,726	

37

Schedule of Water Accumulated Depreciation By Primary Account- 2005 Retirements- 2005

Florida Public Service Commission

Harmony Homes - Water
 Docket No. 060368-WS
 Schedule Year Ended: 2005
 Historic [x] or Projected []

Explanation: Provide Retirements for 2005

Schedule: A-9
 Page: 7 of 8
 Preparer: <name>

=input field

Line No.	Acct No.	(1) AccountName	(2) - (13)												(14)	(15)	
			Jan	Feb	Mar	Apr	May	Jun	Jul	Aug	Sep	Oct	Nov	Dec	Test Year End	2005 Total	
1		INTANGIBLE PLANT															
2	301.1	Organization	0	0	0	0	0	0	0	0	0	0	0	0	0	0	0
3	302.1	Franchises	0	0	0	0	0	0	0	0	0	0	0	0	0	0	0
4	339.1	Other Plant & Misc. Equipment	0	0	0	0	0	0	0	0	0	0	0	0	0	0	0
5		SOURCE OF SUPPLY & PUMPING PLANT															
6	303.2	Land & Land Rights	0	0	0	0	0	0	0	0	0	0	0	0	0	0	0
7	304.2	Structures & Improvements	0	0	0	0	0	0	0	0	0	0	0	0	0	0	0
8	305.2	Collect. & Impound Reservoirs	0	0	0	0	0	0	0	0	0	0	0	0	0	0	0
9	306.2	Lake, River & Other Intakes	0	0	0	0	0	0	0	0	0	0	0	0	0	0	0
10	307.2	Wells & Springs	0	0	0	0	0	0	0	0	0	0	0	0	0	0	0
11	308.2	Infiltration Galleries & Tunnels	0	0	0	0	0	0	0	0	0	0	0	0	0	0	0
12	309.2	Supply Mains	0	0	0	0	0	0	0	0	0	0	0	0	0	0	0
13	310.2	Power Generation Equipment	0	0	0	0	0	0	0	0	0	0	0	0	0	0	0
14	311.2	Pumping Equipment	0	0	0	0	0	0	0	0	0	0	0	0	0	0	0
15	339.2	Other Plant & Misc. Equipment	0	0	0	0	0	0	0	0	0	0	0	0	0	0	0
16		WATER TREATMENT PLANT															
17	303.3	Land & Land Rights	0	0	0	0	0	0	0	0	0	0	0	0	0	0	0
18	304.3	Structures & Improvements	0	0	0	0	0	0	0	0	0	0	0	0	0	0	0
19	311.3	Pumping Equipment	0	0	0	0	0	0	0	0	0	0	0	0	0	0	0
20	320.3	Water Treatment Equipment	0	0	0	0	0	0	0	0	0	0	0	0	0	0	0
21	339.3	Other Plant & Misc. Equipment	0	0	0	0	0	0	0	0	0	0	0	0	0	0	0
22		TRANSMISSION & DISTRIBUTION PLANT															
23	303.4	Land & Land Rights	0	0	0	0	0	0	0	0	0	0	0	0	0	0	0
24	304.4	Structures & Improvements	0	0	0	0	0	0	0	0	0	0	0	0	0	0	0
25	311.4	Pumping Equipment	0	0	0	0	0	0	0	0	0	0	0	0	0	0	0
26	330.4	Dist. Reservoirs & Standpipes	0	0	0	0	0	0	0	0	0	0	0	0	0	0	0
27	331.4	Transm. & Distribution Mains	0	0	0	0	0	0	0	0	0	0	0	0	0	0	0
28	333.4	Services	0	0	0	0	0	0	0	0	0	0	0	0	0	0	0
29	334.4	Meters & Meter Installations	0	0	0	0	0	0	0	0	0	0	0	0	0	0	0
30	335.4	Hydrants	0	0	0	0	0	0	0	0	0	0	0	0	0	0	0
31	336.4	Backflow Prevention	0	0	0	0	0	0	0	0	0	0	0	0	0	0	0
32	339.4	Other Plant & Misc. Equipment	0	0	0	0	0	0	0	0	0	0	0	0	0	0	0
33		GENERAL PLANT															
34	303.5	Land & Land Rights	0	0	0	0	0	0	0	0	0	0	0	0	0	0	0
35	304.5	Structures & Improvements	0	0	0	0	0	0	0	0	0	0	0	0	0	0	0
36	340.5	Office Furniture & Equipment	0	0	0	0	0	0	0	0	0	0	0	0	0	0	0
37	340.51	Computer Equipment	0	0	0	0	0	0	0	0	0	0	0	0	0	0	0
38	341.5	Transportation Equipment	0	0	0	0	0	0	0	0	0	0	0	0	0	0	0
39	342.5	Stores Equipment	0	0	0	0	0	0	0	0	0	0	0	0	0	0	0
40	343.5	Tools, Shop & Garage Equipment	0	0	0	0	0	0	0	0	0	0	0	0	0	0	0
41	344.5	Laboratory Equipment	0	0	0	0	0	0	0	0	0	0	0	0	0	0	0
42	345.5	Power Operated Equipment	0	0	0	0	0	0	0	0	0	0	0	0	0	0	0
43	346.5	Communication Equipment	0	0	0	0	0	0	0	0	0	0	0	0	0	0	0
44	347.5	Miscellaneous Equipment	0	0	0	0	0	0	0	0	0	0	0	0	0	0	0
45	348.5	Other Tangible Plant	0	0	0	0	0	0	0	0	0	0	0	0	0	0	0
46		TOTAL	0	0	0	0	0	0	0	0	0	0	0	0	0	(1,650)	(1,650)

33

Schedule of Water Accumulated Depreciation By Primary Account- 2005													Florida Public Service Commission			
Adjustments to Accumulated Depreciation-2005																
Harmony Homes - Water Docket No. 060368-WS Schedule Year Ended: 2005 Historic [x] or Projected []													=input field Schedule: A-9 Page: 8 of 8 Preparer: <name>			
Explanation: Provide Adjustments to the Accumulated Depreciation Balances in Amendatory Order other than changes resulting from Depreciation Expense, or Plant Retirements.																
Line No.	Acct No.	(1) AccountName	(2)	(3) Jan	(4) Feb	(5) Mar	(6) Apr	(7) May	(8) Jun	(9) Jul	(10) Aug	(11) Sep	(12) Oct	(13) Nov	(14) Test Year End Dec	(15) Total
1		INTANGIBLE PLANT														
2	301.1	Organization														0
3	302.1	Franchises														0
4	339.1	Other Plant & Misc. Equipment														0
5		SOURCE OF SUPPLY & PUMPING PLANT														0
6	303.2	Land & Land Rights														0
7	304.2	Structures & Improvements														0
8	305.2	Collect & Impound Reservoirs														0
9	306.2	Lake, River & Other Intakes														0
10	307.2	Wells & Springs														0
11	308.2	Infiltration Galleries & Tunnels														0
12	309.2	Supply Mains														0
13	310.2	Power Generation Equipment														0
14	311.2	Pumping Equipment														0
15	339.2	Other Plant & Misc. Equipment														0
16		WATER TREATMENT PLANT														0
17	303.3	Land & Land Rights														0
18	304.3	Structures & Improvements														0
19	311.3	Pumping Equipment														0
20	320.3	Water Treatment Equipment														0
21	339.3	Other Plant & Misc. Equipment														0
22		TRANSMISSION & DISTRIBUTION PLANT														0
23	303.4	Land & Land Rights														0
24	304.4	Structures & Improvements														0
25	311.4	Pumping Equipment														0
26	330.4	Distr. Reservoirs & Standpipes														0
27	331.4	Transm. & Distribution Mains														0
28	333.4	Services														0
29	334.4	Meters & Meter Installations														0
30	335.4	Hydrants														0
31	336.4	Backflow Prevention														0
32	339.4	Other Plant & Misc. Equipment														0
33		GENERAL PLANT														0
34	303.5	Land & Land Rights														0
35	304.5	Structures & Improvements														0
36	340.5	Office Furniture & Equipment														0
37	340.51	Computer Equipment														0
38	341.5	Transportation Equipment														0
39	342.5	Stores Equipment														0
40	343.5	Tools, Shop & Garage Equipment														0
41	344.5	Laboratory Equipment														0
42	345.5	Power Operated Equipment														0
43	346.5	Communication Equipment														0
44	347.5	Miscellaneous Equipment														0
45	348.5	Other Tangible Plant														0
46		TOTAL		0	0	0	0	0	0	0	0	0	0	0	0	0

Schedule of Water Accumulated Depreciation By Primary Account- 2005
 Adjusted Accumulated Depreciation Balances - December 2004 through December 2005

Florida Public Service Commission

Harmony Homes - Water
 Docket No. 060368-WS
 Schedule Year Ended: 2005
 Historic [x] or Projected []

Schedule: A-9
 Page: 4 of 8
 Preparer: <name>

Explanation: Provide Adjusted Accumulated Depreciation balances by account for the period beginning 12/31/04 through the year ended 12/31/05, and 13 month averages

Line No.	Acct No.	(1) Account Name	(2)	(3)	(4)	(5)	(6)	(7)	(8)	(9)	(10)	(11)	(12)	(13)	(14)	(15)
			12/31/04	01/31/05	02/28/05	03/31/05	04/30/05	05/31/05	06/30/05	07/31/05	08/31/05	09/30/05	10/31/05	11/30/05	12/31/05	Average Balance
1		INTANGIBLE PLANT														
2	301.1	Organization	0	0	0	0	0	0	0	0	0	0	0	0	0	0
3	302.1	Franchises	456	458	459	461	462	464	465	467	468	470	471	473	474	465
4	339.1	Other Plant & Misc. Equipment	0	0	0	0	0	0	0	0	0	0	0	0	0	0
5		SOURCE OF SUPPLY & PUMPING PLANT														
6	303.2	Land & Land Rights	0	0	0	0	0	0	0	0	0	0	0	0	0	0
7	304.2	Structures & Improvements	5,801	5,821	5,840	5,860	5,880	5,900	5,920	5,940	5,960	5,980	6,000	6,020	6,040	5,920
8	305.2	Collect. & Impound Reservoirs	0	0	0	0	0	0	0	0	0	0	0	0	0	0
9	306.2	Lake, River & Other Intakes	0	0	0	0	0	0	0	0	0	0	0	0	0	0
10	307.2	Wells & Springs	(2,174)	(2,167)	(2,160)	(2,153)	(2,146)	(2,139)	(2,132)	(2,125)	(2,118)	(2,111)	(2,104)	(2,097)	(2,090)	(2,132)
11	308.2	Infiltration Galleries & Tunnels	0	0	0	0	0	0	0	0	0	0	0	0	0	0
12	309.2	Supply Mains	1,182	1,187	1,192	1,198	1,203	1,208	1,213	1,219	1,224	1,229	1,234	1,240	1,245	1,213
13	310.2	Power Generation Equipment	0	0	0	0	0	0	0	0	0	0	0	0	0	0
14	311.2	Pumping Equipment	239	274	308	342	376	411	445	479	513	548	582	616	650	445
15	339.2	Other Plant & Misc. Equipment	(220)	(220)	(220)	(220)	(220)	(220)	(220)	(220)	(220)	(220)	(220)	(220)	(220)	(220)
16		WATER TREATMENT PLANT														
17	303.3	Land & Land Rights	0	0	0	0	0	0	0	0	0	0	0	0	0	0
18	304.3	Structures & Improvements	0	0	0	0	0	0	0	0	0	0	0	0	0	0
19	311.3	Pumping Equipment	0	0	0	0	0	0	0	0	0	0	0	0	0	0
20	320.3	Water Treatment Equipment	(2,111)	(2,106)	(2,100)	(2,095)	(2,090)	(2,085)	(2,079)	(2,074)	(2,069)	(2,064)	(2,059)	(2,053)	(2,048)	(2,079)
21	339.3	Other Plant & Misc. Equipment	0	0	0	0	0	0	0	0	0	0	0	0	0	0
22		TRANSMISSION & DISTRIBUTION PLANT														
23	303.4	Land & Land Rights	0	0	0	0	0	0	0	0	0	0	0	0	0	0
24	304.4	Structures & Improvements	0	0	0	0	0	0	0	0	0	0	0	0	0	0
25	311.4	Pumping Equipment	0	0	0	0	0	0	0	0	0	0	0	0	0	0
26	330.4	Distr. Reservoirs & Standpipes	3,483	3,500	3,517	3,533	3,550	3,567	3,584	3,601	3,618	3,635	3,652	3,669	3,686	3,584
27	331.4	Transm. & Distribution Mains	8,452	8,506	8,561	8,616	8,670	8,725	8,780	8,834	8,889	8,944	8,998	9,053	9,108	8,780
28	333.4	Services	3,847	3,872	3,897	3,921	3,946	3,971	3,996	4,021	4,045	4,070	4,095	4,120	4,145	3,996
29	334.4	Meters & Meter Installations	361	373	385	397	410	422	434	446	458	470	483	495	(1,141)	307
30	335.4	Hydrants	0	0	0	0	0	0	0	0	0	0	0	0	0	0
31	336.4	Backflow Prevention	0	0	0	0	0	0	0	0	0	0	0	0	0	0
32	339.4	Other Plant & Misc. Equipment	0	0	0	0	0	0	0	0	0	0	0	0	0	0
33		GENERAL PLANT														
34	303.5	Land & Land Rights	0	0	0	0	0	0	0	0	0	0	0	0	0	0
35	304.5	Structures & Improvements	0	0	0	0	0	0	0	0	0	0	0	0	0	0
36	340.5	Office Furniture & Equipment	0	0	0	0	0	0	0	0	0	0	0	0	0	0
37	340.51	Computer Equipment	0	0	0	0	0	0	0	0	0	0	0	0	0	0
38	341.5	Transportation Equipment	0	0	0	0	0	0	0	0	0	0	0	0	0	0
39	342.5	Stores Equipment	0	0	0	0	0	0	0	0	0	0	0	0	0	0
40	343.5	Tools, Shop & Garage Equipment	0	0	0	0	0	0	0	0	0	0	0	0	0	0
41	344.5	Laboratory Equipment	0	0	0	0	0	0	0	0	0	0	0	0	0	0
42	345.5	Power Operated Equipment	0	0	0	0	0	0	0	0	0	0	0	0	0	0
43	346.5	Communication Equipment	1,857	1,903	1,948	1,993	2,038	2,083	2,129	2,174	2,219	2,264	2,309	2,355	2,400	2,129
44	347.5	Miscellaneous Equipment	0	0	0	0	0	0	0	0	0	0	0	0	0	0
45	348.5	Other Tangible Plant	0	0	0	0	0	0	0	0	0	0	0	0	0	0
46		TOTAL	21,173	21,400	21,627	21,853	22,080	22,307	22,534	22,761	22,988	23,215	23,442	23,669	22,249	22,408
		TRUE													22,249	

402

Schedule of Water Accumulated Depreciation By Primary Account

Florida Public Service Commission

Test Year Average balance

Harmony Homes

Docket No. 060368-WS

Test Year Ending 12/31/05

Historical [X] Projected []

Schedule: A-9

Page: 3 of 5

Preparer: Robert M. Griffin

Explanation: Provide the month ending Adjusted balances for Water Accumulated Depreciation by primary account for each month of the Test Year and the ending balance for the prior year.

Line No.	Acct No.	(1) Account Name	(2) Prior Year 12/31/04	(3) Jan	(4) Feb	(5) Mar	(6) Apr	(7) May	(8) Jun	(9) Jul	(10) Aug	(11) Sep	(12) Oct	(13) Nov	(14) Dec	(15) Average Balance
1		INTANGIBLE PLANT														
2	301.1	Organization	0	0	0	0	0	0	0	0	0	0	0	0	0	0
3	302.1	Franchises	456	458	459	461	462	464	465	467	468	470	471	473	474	465
4	339.1	Other Plant & Misc. Equipment	0	0	0	0	0	0	0	0	0	0	0	0	0	0
5		SOURCE OF SUPPLY & PUMPING PLANT														
6	303.2	Land & Land Rights	0	0	0	0	0	0	0	0	0	0	0	0	0	0
7	304.2	Structures & Improvements	5,801	5,821	5,840	5,860	5,880	5,900	5,920	5,940	5,960	5,980	6,000	6,020	6,040	5,920
8	305.2	Collect. & Impound Reservoirs	0	0	0	0	0	0	0	0	0	0	0	0	0	0
9	306.2	Lake, River & Other Intakes	0	0	0	0	0	0	0	0	0	0	0	0	0	0
10	307.2	Wells & Springs	(2,174)	(2,167)	(2,160)	(2,153)	(2,146)	(2,139)	(2,132)	(2,125)	(2,118)	(2,111)	(2,104)	(2,097)	(2,090)	(2,132)
11	308.2	Infiltration Galleries & Tunnels	0	0	0	0	0	0	0	0	0	0	0	0	0	0
12	309.2	Supply Mains	1,182	1,187	1,192	1,198	1,203	1,208	1,213	1,219	1,224	1,229	1,234	1,240	1,245	1,213
13	310.2	Power Generation Equipment	0	0	0	0	0	0	0	0	0	0	0	0	0	0
14	311.2	Pumping Equipment	239	274	308	342	376	411	445	479	513	548	582	616	650	445
15	339.2	Other Plant & Misc. Equipment	(220)	(220)	(220)	(220)	(220)	(220)	(220)	(220)	(220)	(220)	(220)	(220)	(220)	(220)
16		WATER TREATMENT PLANT														
17	303.3	Land & Land Rights	0	0	0	0	0	0	0	0	0	0	0	0	0	0
18	304.3	Structures & Improvements	0	0	0	0	0	0	0	0	0	0	0	0	0	0
19	311.3	Pumping Equipment	0	0	0	0	0	0	0	0	0	0	0	0	0	0
20	320.3	Water Treatment Equipment	(2,111)	(2,106)	(2,100)	(2,095)	(2,090)	(2,085)	(2,079)	(2,074)	(2,069)	(2,064)	(2,059)	(2,053)	(2,048)	(2,079)
21	339.3	Other Plant & Misc. Equipment	0	0	0	0	0	0	0	0	0	0	0	0	0	0
22		TRANSMISSION & DISTRIBUTION PLANT														
23	303.4	Land & Land Rights	0	0	0	0	0	0	0	0	0	0	0	0	0	0
24	304.4	Structures & Improvements	0	0	0	0	0	0	0	0	0	0	0	0	0	0
25	311.4	Pumping Equipment	0	0	0	0	0	0	0	0	0	0	0	0	0	0
26	330.4	Distr. Reservoirs & Standpipes	3,483	3,500	3,517	3,533	3,550	3,567	3,584	3,601	3,618	3,635	3,652	3,669	3,686	3,584
27	331.4	Transm. & Distribution Mains	8,452	8,506	8,561	8,616	8,670	8,725	8,780	8,834	8,889	8,944	8,998	9,053	9,108	8,780
28	333.4	Services	3,847	3,872	3,897	3,921	3,946	3,971	3,996	4,021	4,045	4,070	4,095	4,120	4,145	3,996
29	334.4	Meters & Meter Installations	361	373	385	397	410	422	434	446	458	470	483	495	(1,141)	307
30	335.4	Hydrants	0	0	0	0	0	0	0	0	0	0	0	0	0	0
31	336.4	Backflow Prevention	0	0	0	0	0	0	0	0	0	0	0	0	0	0
32	339.4	Other Plant & Misc. Equipment	0	0	0	0	0	0	0	0	0	0	0	0	0	0
33		GENERAL PLANT														
34	303.5	Land & Land Rights	0	0	0	0	0	0	0	0	0	0	0	0	0	0
35	304.5	Structures & Improvements	0	0	0	0	0	0	0	0	0	0	0	0	0	0
36	340.5	Office Furniture & Equipment	0	0	0	0	0	0	0	0	0	0	0	0	0	0
37	340.51	Computer Equipment	0	0	0	0	0	0	0	0	0	1	7	15	25	4
38	341.5	Transportation Equipment	0	0	0	0	0	0	0	0	0	0	0	0	0	0
39	342.5	Stores Equipment	0	0	0	0	0	0	0	0	0	0	0	0	0	0
40	343.5	Tools, Shop & Garage Equipment	0	0	0	0	0	0	0	0	0	0	0	0	0	0
41	344.5	Laboratory Equipment	0	0	0	0	0	0	0	0	0	0	0	0	0	0
42	345.5	Power Operated Equipment	0	0	0	0	0	0	0	0	0	0	0	0	0	0
43	346.5	Communication Equipment	1,857	1,903	1,948	1,993	2,038	2,083	2,129	2,174	2,219	2,264	2,309	2,355	2,400	2,129
44	347.5	Miscellaneous Equipment	0	0	0	0	0	0	0	0	0	0	0	0	0	0
45	348.5	Other Tangible Plant	0	0	0	0	0	0	0	0	0	0	0	0	0	0
46		TOTAL	21,173	21,400	21,627	21,853	22,080	22,307	22,534	22,761	22,988	23,216	23,449	23,684	22,274	22,411
47		Subtotal Land & Land Rights	0	0	0	0	0	0	0	0	0	0	0	0	0	0

707

Schedule of Water Accumulated Depreciation By Primary Account- 2006
Adjusted 2006 UPIS Balances for Depn Exp Calc

Florida Public Service Commission

Harmony Homes - Water
Docket No. 060368-WS
Schedule Year Ended: 2006
Historic [] or Projected [x]

Explanation: Provide Adjusted UPIS balances by account for the period beginning 12/31/05 through the year ended 12/31/06.

Schedule: A-9
Page: UPIS 4 of 8
Preparer: <name>

Line No.	Acct No	(1) Account Name	(2)	(3)	(4)	(5)	(6)	(7)	(8)	(9)	(10)	(11)	(12)	(13)	(14)	(15) Average Balance
			12/31/05	01/31/06	02/28/06	03/31/06	04/30/06	05/31/06	06/30/06	07/31/06	08/31/06	09/30/06	10/31/06	11/30/06	12/31/06	
1		INTANGIBLE PLANT														
2	301.1	Organization	0	0	0	0	0	0	0	0	0	0	0	0	0	0
3	302.1	Franchises	726	726	726	726	726	726	726	726	726	726	726	726	726	726
4	339.1	Other Plant & Misc. Equipment	0	0	0	0	0	0	0	0	0	0	0	0	0	0
5		SOURCE OF SUPPLY & PUMPING PLANT														
6	303.2	Land & Land Rights	0	0	0	0	0	0	0	0	0	0	0	0	0	0
7	304.2	Structures & Improvements	7,892	7,892	7,892	7,892	7,892	7,892	7,892	7,892	7,892	7,892	7,892	7,892	7,892	7,892
8	305.2	Collect & Impound Reservoirs	0	0	0	0	0	0	0	0	0	0	0	0	0	0
9	306.2	Lake, River & Other Intakes	0	0	0	0	0	0	0	0	0	0	0	0	0	0
10	307.2	Wells & Springs	2,520	2,520	2,520	2,520	2,520	2,520	2,520	2,520	2,520	2,520	2,520	2,520	2,520	2,520
11	308.2	Infiltration Galleries & Tunnels	0	0	0	0	0	0	0	0	0	0	0	0	0	0
12	309.2	Supply Mains	2,218	2,218	2,218	2,218	2,218	2,218	2,218	2,218	2,218	2,218	2,218	2,218	2,218	2,218
13	310.2	Power Generation Equipment	0	0	0	0	0	0	0	0	0	0	0	0	0	0
14	311.2	Pumping Equipment	8,218	8,218	8,218	8,218	8,218	8,218	8,218	8,218	8,218	8,218	8,218	8,218	8,218	8,218
15	339.2	Other Plant & Misc. Equipment	104	104	104	104	104	104	104	104	104	104	104	104	104	104
16		WATER TREATMENT PLANT														
17	303.3	Land & Land Rights	764	764	764	764	764	764	764	764	764	764	764	764	764	764
18	304.3	Structures & Improvements	0	0	0	0	0	0	0	0	0	0	0	0	0	0
19	311.3	Pumping Equipment	0	0	0	0	0	0	0	0	0	0	0	0	0	0
20	320.3	Water Treatment Equipment	1,376	1,376	1,376	1,376	1,376	1,376	1,376	1,376	1,376	1,376	1,376	1,376	6,376	1,761
21	339.3	Other Plant & Misc. Equipment	0	0	0	0	0	0	0	0	0	0	0	0	0	0
22		TRANSMISSION & DISTRIBUTION PLANT														
23	303.4	Land & Land Rights	0	0	0	0	0	0	0	0	0	0	0	0	0	0
24	304.4	Structures & Improvements	0	0	0	0	0	0	0	0	0	0	0	0	0	0
25	311.4	Pumping Equipment	0	0	0	0	0	0	0	0	0	0	0	0	0	0
26	330.4	Dist. Reservoirs & Standpipes	7,522	7,522	7,522	7,522	7,522	7,522	7,522	7,522	7,522	7,522	7,522	7,522	7,522	7,522
27	331.4	Transm. & Distribution Mains	29,513	29,513	29,513	29,513	29,513	29,513	29,959	29,959	29,959	30,405	30,405	30,405	30,851	29,925
28	333.4	Services	11,913	11,913	11,913	11,913	11,913	11,913	11,913	11,913	11,913	11,913	11,913	11,913	11,913	11,913
29	334.4	Meters & Meter Installations	3,534	3,534	3,534	3,534	3,534	3,534	6,867	6,867	6,867	10,200	10,200	10,200	13,533	6,611
30	335.4	Hydrants	0	0	0	0	0	0	0	0	0	0	0	0	0	0
31	336.4	Backflow Prevention	0	0	0	0	0	0	0	0	0	0	0	0	0	0
32	339.4	Other Plant & Misc. Equipment	0	0	0	0	0	0	0	0	0	0	0	0	0	0
33		GENERAL PLANT														
34	303.5	Land & Land Rights	0	0	0	0	0	0	0	0	0	0	0	0	0	0
35	304.5	Structures & Improvements	0	0	0	0	0	0	0	0	0	0	0	0	0	0
36	340.5	Office Furniture & Equipment	0	0	0	0	0	0	0	0	0	0	0	0	0	0
37	340.51	Computer Equipment	0	0	0	0	0	0	0	0	0	0	0	0	0	0
38	341.5	Transportation Equipment	0	0	0	0	0	0	0	0	0	0	0	0	0	0
39	342.5	Stores Equipment	0	0	0	0	0	0	0	0	0	0	0	0	0	0
40	343.5	Tools, Shop & Garage Equipment	0	0	0	0	0	0	0	0	0	0	0	0	0	0
41	344.5	Laboratory Equipment	0	0	0	0	0	0	0	0	0	0	0	0	0	0
42	345.5	Power Operated Equipment	0	0	0	0	0	0	0	0	0	0	0	0	0	0
43	346.5	Communication Equipment	5,426	5,426	5,426	5,426	5,426	5,426	5,426	5,426	5,426	5,426	5,426	5,426	5,426	5,426
44	347.5	Miscellaneous Equipment	0	0	0	0	0	0	0	0	0	0	0	0	0	0
45	348.5	Other Tangible Plant	0	0	0	0	0	0	0	0	0	0	0	0	0	0
46		TOTAL	81,726	81,726	81,726	81,726	81,726	81,726	85,505	85,505	85,505	89,284	89,284	89,284	98,063	85,599

41

Schedule of Water Accumulated Depreciation By Primary Account- 2006														Florida Public Service Commission					
Depreciation Rates for UPIS Water Accounts- 2006														Schedule:	A-9				
Harmony Homes - Water														Page:	2b				
Docket No. 060368-WS														Preparer:	<name>				
Schedule Year Ended: 2006																			
Historic [] or Projected [x]																			
This Schedule shows Commission Approved Depreciation rates through April 2006, changing to rates based on Guideline lives effective May 1, 2006																			
														Change to Guideline Lives					
Line No.	Acct No.	(1) Account Name	(2) Annual Rate	(3) Jan	(4) Feb	(5) Mar	(6) Apr	(7) Monthly Rates								(13) Nov	(14) Dec	(15) Memo Guideline Rates	(16) Memo Guideline Lives
								(8) May	(9) Jun	(10) Jul	(11) Aug	(12) Sep	(13) Oct						
1		INTANGIBLE PLANT																	
2	301.1	Organization	0.00%	0.00%	0.00%	0.00%	0.00%	0.21%	0.21%	0.21%	0.21%	0.21%	0.21%	0.21%	0.21%	0.21%	2.50%	40	
3	302.1	Franchises	2.50%	0.21%	0.21%	0.21%	0.21%	0.21%	0.21%	0.21%	0.21%	0.21%	0.21%	0.21%	0.21%	0.21%	2.50%	40	
4	339.1	Other Plant & Misc. Equipment	0.00%	0.00%	0.00%	0.00%	0.00%	0.00%	0.00%	0.00%	0.00%	0.00%	0.00%	0.00%	0.00%	0.00%			
5		SOURCE OF SUPPLY & PUMPING PLANT																	
6	303.2	Land & Land Rights																	
7	304.2	Structures & Improvements	3.03%	0.25%	0.25%	0.25%	0.25%	0.26%	0.26%	0.26%	0.26%	0.26%	0.26%	0.26%	0.26%	0.26%	3.13%	32	
8	305.2	Collect & Impound Reservoirs	0.00%	0.00%	0.00%	0.00%	0.00%	0.17%	0.17%	0.17%	0.17%	0.17%	0.17%	0.17%	0.17%	0.17%	2.00%	50	
9	306.2	Lake, River & Other Intakes	0.00%	0.00%	0.00%	0.00%	0.00%	0.21%	0.21%	0.21%	0.21%	0.21%	0.21%	0.21%	0.21%	0.21%	2.50%	40	
10	307.2	Wells & Springs	3.33%	0.28%	0.28%	0.28%	0.28%	0.28%	0.28%	0.28%	0.28%	0.28%	0.28%	0.28%	0.28%	0.28%	3.33%	40	
11	308.2	Infiltration Galleries & Tunnels	0.00%	0.00%	0.00%	0.00%	0.00%	0.21%	0.21%	0.21%	0.21%	0.21%	0.21%	0.21%	0.21%	0.21%	2.50%	40	
12	309.2	Supply Mains	2.86%	0.24%	0.24%	0.24%	0.24%	0.24%	0.24%	0.24%	0.24%	0.24%	0.24%	0.24%	0.24%	0.24%	2.86%	35	
13	310.2	Power Generation Equipment	0.00%	0.00%	0.00%	0.00%	0.00%	0.42%	0.42%	0.42%	0.42%	0.42%	0.42%	0.42%	0.42%	0.42%	5.00%	20	
14	311.2	Pumping Equipment	5.00%	0.42%	0.42%	0.42%	0.42%	0.42%	0.42%	0.42%	0.42%	0.42%	0.42%	0.42%	0.42%	0.42%	5.00%	20	
15	339.2	Other Plant & Misc. Equipment	0.00%	0.00%	0.00%	0.00%	0.00%	0.46%	0.46%	0.46%	0.46%	0.46%	0.46%	0.46%	0.46%	0.46%	5.56%	18	
16		WATER TREATMENT PLANT																	
17	303.3	Land & Land Rights																	
18	304.3	Structures & Improvements	3.03%	0.25%	0.25%	0.25%	0.25%	0.26%	0.26%	0.26%	0.26%	0.26%	0.26%	0.26%	0.26%	0.26%	3.13%	32	
19	311.3	Pumping Equipment	5.00%	0.42%	0.42%	0.42%	0.42%	0.42%	0.42%	0.42%	0.42%	0.42%	0.42%	0.42%	0.42%	0.42%	5.00%	20	
20	320.3	Water Treatment Equipment	4.55%	0.38%	0.38%	0.38%	0.38%	0.38%	0.38%	0.38%	0.38%	0.38%	0.38%	0.38%	0.38%	0.38%	4.55%	22	
21	339.3	Other Plant & Misc. Equipment	0.00%	0.00%	0.00%	0.00%	0.00%	0.46%	0.46%	0.46%	0.46%	0.46%	0.46%	0.46%	0.46%	0.46%	5.56%	18	
22		TRANSMISSION & DISTRIBUTION PLANT																	
23	303.4	Land & Land Rights																	
24	304.4	Structures & Improvements	3.03%	0.25%	0.25%	0.25%	0.25%	0.26%	0.26%	0.26%	0.26%	0.26%	0.26%	0.26%	0.26%	0.26%	3.13%	32	
25	311.4	Pumping Equipment	5.00%	0.42%	0.42%	0.42%	0.42%	0.42%	0.42%	0.42%	0.42%	0.42%	0.42%	0.42%	0.42%	0.42%	5.00%	20	
26	330.4	Distr. Reservoirs & Standpipes	2.70%	0.23%	0.23%	0.23%	0.23%	0.23%	0.23%	0.23%	0.23%	0.23%	0.23%	0.23%	0.23%	0.23%	2.70%	37	
27	331.4	Transm. & Distribution Mains	2.22%	0.19%	0.19%	0.19%	0.19%	0.19%	0.19%	0.19%	0.19%	0.19%	0.19%	0.19%	0.19%	0.19%	2.33%	43	
28	333.4	Services	2.50%	0.21%	0.21%	0.21%	0.21%	0.21%	0.21%	0.21%	0.21%	0.21%	0.21%	0.21%	0.21%	0.21%	2.50%	40	
29	334.4	Meters & Meter Installations	5.00%	0.42%	0.42%	0.42%	0.42%	0.42%	0.42%	0.42%	0.42%	0.42%	0.42%	0.42%	0.42%	0.42%	5.00%	20	
30	335.4	Hydrants	0.00%	0.00%	0.00%	0.00%	0.00%	0.19%	0.19%	0.19%	0.19%	0.19%	0.19%	0.19%	0.19%	0.19%	2.22%	45	
31	336.4	Backflow Prevention	0.00%	0.00%	0.00%	0.00%	0.00%	0.56%	0.56%	0.56%	0.56%	0.56%	0.56%	0.56%	0.56%	0.56%	6.67%	15	
32	339.4	Other Plant & Misc. Equipment	0.00%	0.00%	0.00%	0.00%	0.00%	0.33%	0.33%	0.33%	0.33%	0.33%	0.33%	0.33%	0.33%	0.33%	4.00%	25	
33		GENERAL PLANT																	
34	303.5	Land & Land Rights																	
35	304.5	Structures & Improvements	3.03%	0.25%	0.25%	0.25%	0.25%	0.21%	0.21%	0.21%	0.21%	0.21%	0.21%	0.21%	0.21%	0.21%	2.50%	40	
36	340.5	Office Furniture & Equipment	0.00%	0.00%	0.00%	0.00%	0.00%	0.56%	0.56%	0.56%	0.56%	0.56%	0.56%	0.56%	0.56%	0.56%	6.67%	15	
37	340.51	Computer Equipment	0.00%	0.00%	0.00%	0.00%	0.00%	1.39%	1.39%	1.39%	1.39%	1.39%	1.39%	1.39%	1.39%	1.39%	16.67%	6	
38	341.5	Transportation Equipment	0.00%	0.00%	0.00%	0.00%	0.00%	1.39%	1.39%	1.39%	1.39%	1.39%	1.39%	1.39%	1.39%	1.39%	16.67%	6	
39	342.5	Stores Equipment	0.00%	0.00%	0.00%	0.00%	0.00%	0.46%	0.46%	0.46%	0.46%	0.46%	0.46%	0.46%	0.46%	0.46%	5.56%	18	
40	343.5	Tools, Shop & Garage Equipment	0.00%	0.00%	0.00%	0.00%	0.00%	0.52%	0.52%	0.52%	0.52%	0.52%	0.52%	0.52%	0.52%	0.52%	6.25%	16	
41	344.5	Laboratory Equipment	6.67%	0.56%	0.56%	0.56%	0.56%	0.56%	0.56%	0.56%	0.56%	0.56%	0.56%	0.56%	0.56%	0.56%	6.67%	15	
42	345.5	Power Operated Equipment	0.00%	0.00%	0.00%	0.00%	0.00%	0.69%	0.69%	0.69%	0.69%	0.69%	0.69%	0.69%	0.69%	0.69%	8.33%	12	
43	346.5	Communication Equipment	10.00%	0.83%	0.83%	0.83%	0.83%	0.83%	0.83%	0.83%	0.83%	0.83%	0.83%	0.83%	0.83%	0.83%	10.00%	10	
44	347.5	Miscellaneous Equipment	0.00%	0.00%	0.00%	0.00%	0.00%	0.56%	0.56%	0.56%	0.56%	0.56%	0.56%	0.56%	0.56%	0.56%	6.67%	15	
45	348.5	Other Tangible Plant	0.00%	0.00%	0.00%	0.00%	0.00%	0.83%	0.83%	0.83%	0.83%	0.83%	0.83%	0.83%	0.83%	0.83%	10.00%	10	

42

Schedule of Water Accumulated Depreciation By Primary Account- 2006
 Depreciation Expense- 2006

Florida Public Service Commission

Harmony Homes - Water
 Docket No. 060368-WS
 Schedule Year Ended: 2006
 Historic [] or Projected [x]

Schedule: A-9
 Page: 6 of 8
 Preparer: <name>

Explanation: Provide the monthly Depreciation Expense for 2006

Line No	Acct No	(1) AccountName	(2) through (14)												(15) 2006 Total
			(3) Jan	(4) Feb	(5) Mar	(6) Apr	(7) May	(8) Jun	(9) Jul	(10) Aug	(11) Sep	(12) Oct	(13) Nov	(14) Dec	
1		INTANGIBLE PLANT													
2	301.1	Organization	0	0	0	0	0	0	0	0	0	0	0	0	0
3	302.1	Franchises	0	2	2	2	2	2	2	2	2	2	2	2	18
4	339.1	Other Plant & Misc. Equipment	0	0	0	0	0	0	0	0	0	0	2	2	0
5		SOURCE OF SUPPLY & PUMPING PLANT													
6	303.2	Land & Land Rights	0	0	0	0	0	0	0	0	0	0	0	0	0
7	304.2	Structures & Improvements	20	20	20	20	21	21	21	21	21	21	21	21	244
8	305.2	Collect. & Impound Reservoirs	0	0	0	0	0	0	0	0	0	0	0	0	0
9	306.2	Lake, River & Other Intakes	0	0	0	0	0	0	0	0	0	0	0	0	0
10	307.2	Wells & Springs	7	7	7	7	7	7	7	7	7	7	7	7	84
11	308.2	Infiltration Galleries & Tunnels	0	0	0	0	0	0	0	0	7	7	7	7	0
12	309.2	Supply Mains	5	5	5	5	5	5	5	5	5	5	5	5	63
13	310.2	Power Generation Equipment	0	0	0	0	0	0	0	0	0	0	0	0	0
14	311.2	Pumping Equipment	34	34	34	34	34	34	34	34	34	34	34	34	411
15	339.2	Other Plant & Misc. Equipment	0	0	0	0	0	0	0	0	0	0	0	0	4
16		WATER TREATMENT PLANT													
17	303.3	Land & Land Rights	0	0	0	0	0	0	0	0	0	0	0	0	0
18	304.3	Structures & Improvements	0	0	0	0	0	0	0	0	0	0	0	0	0
19	311.3	Pumping Equipment	0	0	0	0	0	0	0	0	0	0	0	0	0
20	320.3	Water Treatment Equipment	5	5	5	5	5	5	5	5	5	5	5	5	81
21	339.3	Other Plant & Misc. Equipment	0	0	0	0	0	0	0	0	0	0	0	0	0
22		TRANSMISSION & DISTRIBUTION PLANT													
23	303.4	Land & Land Rights	0	0	0	0	0	0	0	0	0	0	0	0	0
24	304.4	Structures & Improvements	0	0	0	0	0	0	0	0	0	0	0	0	0
25	311.4	Pumping Equipment	0	0	0	0	0	0	0	0	0	0	0	0	0
26	330.4	Distr. Reservoirs & Standpipes	17	17	17	17	17	17	17	17	17	17	17	17	203
27	331.4	Transm. & Distribution Mains	55	55	55	55	57	58	58	58	58	59	59	59	60
28	333.4	Services	25	25	25	25	25	25	25	25	25	25	25	25	298
29	334.4	Meters & Meter Installations	15	15	15	15	15	15	29	29	29	43	43	43	343
30	335.4	Hydrants	0	0	0	0	0	0	0	0	0	0	0	0	0
31	336.4	Backflow Prevention	0	0	0	0	0	0	0	0	0	0	0	0	0
32	339.4	Other Plant & Misc. Equipment	0	0	0	0	0	0	0	0	0	0	0	0	0
33		GENERAL PLANT													
34	303.5	Land & Land Rights	0	0	0	0	0	0	0	0	0	0	0	0	0
35	304.5	Structures & Improvements	0	0	0	0	0	0	0	0	0	0	0	0	0
36	340.5	Office Furniture & Equipment	0	0	0	0	0	0	0	0	0	0	0	0	0
37	340.51	Computer Equipment	0	0	0	0	0	0	0	0	0	0	0	0	0
38	341.5	Transportation Equipment	0	0	0	0	0	0	0	0	0	0	0	0	0
39	342.5	Stores Equipment	0	0	0	0	0	0	0	0	0	0	0	0	0
40	343.5	Tools, Shop & Garage Equipment	0	0	0	0	0	0	0	0	0	0	0	0	0
41	344.5	Laboratory Equipment	0	0	0	0	0	0	0	0	0	0	0	0	0
42	345.5	Power Operated Equipment	0	0	0	0	0	0	0	0	0	0	0	0	0
43	346.5	Communication Equipment	45	45	45	45	45	45	45	45	45	45	45	45	0
44	347.5	Miscellaneous Equipment	0	0	0	0	0	0	0	0	0	0	0	0	0
45	348.5	Other Tangible Plant	0	0	0	0	0	0	0	0	0	0	0	0	0
46		TOTAL	230	230	230	230	233	248	248	248	263	263	263	296	2,980

54

Schedule of Water Accumulated Depreciation By Primary Account- 2006
Retirements- 2006

Harmony Homes - Water
Docket No. 060368-WS
Schedule Year Ended: 2006
Historic [] or Projected [x]

Explanation: Provide Retirements for 2006

Florida Public Service Commission
Schedule: A-9
Page: 7 of 8
Preparer: <name>

Line No.	Acct No.	(1) AccountName	(2)	(3) Jan	(4) Feb	(5) Mar	(6) Apr	(7) May	(8) Jun	(9) Jul	(10) Aug	(11) Sep	(12) Oct	(13) Nov	(14) Test Year End Dec	(15) 2006 Total
1		INTANGIBLE PLANT														
2	301.1	Organization		0	0	0	0	0	0	0	0	0	0	0	0	0
3	302.1	Franchises		0	0	0	0	0	0	0	0	0	0	0	0	0
4	339.1	Other Plant & Misc. Equipment		0	0	0	0	0	0	0	0	0	0	0	0	0
5		SOURCE OF SUPPLY & PUMPING PLANT														
6	303.2	Land & Land Rights		0	0	0	0	0	0	0	0	0	0	0	0	0
7	304.2	Structures & Improvements		0	0	0	0	0	0	0	0	0	0	0	0	0
8	305.2	Collect. & Impound Reservoirs		0	0	0	0	0	0	0	0	0	0	0	0	0
9	306.2	Lake, River & Other Intakes		0	0	0	0	0	0	0	0	0	0	0	0	0
10	307.2	Wells & Springs		0	0	0	0	0	0	0	0	0	0	0	0	0
11	308.2	Infiltration Galleries & Tunnels		0	0	0	0	0	0	0	0	0	0	0	0	0
12	309.2	Supply Mains		0	0	0	0	0	0	0	0	0	0	0	0	0
13	310.2	Power Generation Equipment		0	0	0	0	0	0	0	0	0	0	0	0	0
14	311.2	Pumping Equipment		0	0	0	0	0	0	0	0	0	0	0	0	0
15	339.2	Other Plant & Misc. Equipment		0	0	0	0	0	0	0	0	0	0	0	0	0
16		WATER TREATMENT PLANT														
17	303.3	Land & Land Rights		0	0	0	0	0	0	0	0	0	0	0	0	0
18	304.3	Structures & Improvements		0	0	0	0	0	0	0	0	0	0	0	0	0
19	311.3	Pumping Equipment		0	0	0	0	0	0	0	0	0	0	0	0	0
20	320.3	Water Treatment Equipment		0	0	0	0	0	0	0	0	0	0	0	0	0
21	339.3	Other Plant & Misc. Equipment		0	0	0	0	0	0	0	0	0	0	0	0	0
22		TRANSMISSION & DISTRIBUTION PLANT														
23	303.4	Land & Land Rights		0	0	0	0	0	0	0	0	0	0	0	0	0
24	304.4	Structures & Improvements		0	0	0	0	0	0	0	0	0	0	0	0	0
25	311.4	Pumping Equipment		0	0	0	0	0	0	0	0	0	0	0	0	0
26	330.4	Distr. Reservoirs & Standpipes		0	0	0	0	0	0	0	0	0	0	0	0	0
27	331.4	Transm. & Distribution Mains		0	0	0	0	0	(54)	0	0	(54)	0	0	(54)	(162)
28	333.4	Services		0	0	0	0	0	0	0	0	0	0	0	0	0
29	334.4	Motors & Meter Installations		0	0	0	0	0	0	0	0	0	0	0	0	0
30	335.4	Hydrants		0	0	0	0	0	0	0	0	0	0	0	0	0
31	336.4	Backflow Prevention		0	0	0	0	0	0	0	0	0	0	0	0	0
32	339.4	Other Plant & Misc. Equipment		0	0	0	0	0	0	0	0	0	0	0	0	0
33		GENERAL PLANT														
34	303.5	Land & Land Rights		0	0	0	0	0	0	0	0	0	0	0	0	0
35	304.5	Structures & Improvements		0	0	0	0	0	0	0	0	0	0	0	0	0
36	340.5	Office Furniture & Equipment		0	0	0	0	0	0	0	0	0	0	0	0	0
37	340.51	Computer Equipment		0	0	0	0	0	0	0	0	0	0	0	0	0
38	341.5	Transportation Equipment		0	0	0	0	0	0	0	0	0	0	0	0	0
39	342.5	Stores Equipment		0	0	0	0	0	0	0	0	0	0	0	0	0
40	343.5	Tools, Shop & Garage Equipment		0	0	0	0	0	0	0	0	0	0	0	0	0
41	344.5	Laboratory Equipment		0	0	0	0	0	0	0	0	0	0	0	0	0
42	345.5	Power Operated Equipment		0	0	0	0	0	0	0	0	0	0	0	0	0
43	346.5	Communication Equipment		0	0	0	0	0	0	0	0	0	0	0	0	0
44	347.5	Miscellaneous Equipment		0	0	0	0	0	0	0	0	0	0	0	0	0
45	348.5	Other Tangible Plant		0	0	0	0	0	0	0	0	0	0	0	0	0
46		TOTAL		0	0	0	0	0	(54)	0	0	(54)	0	0	(54)	(162)

AM

Schedule of Water Accumulated Depreciation By Primary Account- 2006
 Adjustments to Accumulated Depreciation-2006


Florida Public Service Commission

Harmony Homes - Water
 Docket No. 060368-WS
 Schedule Year Ended: 2006
 Historic [] or Projected [x]

Explanation: Provide Adjustments to the Accumulated Depreciation Balances in
 Amendatory Order other than changes resulting from Depreciation Expense,
 or Plant Retirements.

Schedule: A-9
 Page: 8 of 8
 Preparer: <name>

Line No.	Acct No.	(1) AccountName	(2)	(3) Jan	(4) Feb	(5) Mar	(6) Apr	(7) May	(8) Jun	(9) Jul	(10) Aug	(11) Sep	(12) Oct	(13) Nov	(14) Dec	(15) 2006 Total
1		INTANGIBLE PLANT														0
2	301.1	Organization														0
3	302.1	Franchises														0
4	339.1	Other Plant & Misc. Equipment														0
5		SOURCE OF SUPPLY & PUMPING PLANT														0
6	303.2	Land & Land Rights														0
7	304.2	Structures & Improvements														0
8	305.2	Collect. & Impound Reservoirs														0
9	306.2	Lake, River & Other Intakes														0
10	307.2	Wells & Springs														0
11	308.2	Infiltration Galleries & Tunnels														0
12	309.2	Supply Mains														0
13	310.2	Power Generation Equipment														0
14	311.2	Pumping Equipment														0
15	339.2	Other Plant & Misc. Equipment														0
16		WATER TREATMENT PLANT														0
17	303.3	Land & Land Rights														0
18	304.3	Structures & Improvements														0
19	311.3	Pumping Equipment														0
20	320.3	Water Treatment Equipment														0
21	339.3	Other Plant & Misc. Equipment														0
22		TRANSMISSION & DISTRIBUTION PLANT														0
23	303.4	Land & Land Rights														0
24	304.4	Structures & Improvements														0
25	311.4	Pumping Equipment														0
26	330.4	Distr. Reservoirs & Standpipes														0
27	331.4	Transm. & Distribution Mains														0
28	333.4	Services														0
29	334.4	Meters & Meter Installations														0
30	335.4	Hydrants														0
31	336.4	Backflow Prevention														0
32	339.4	Other Plant & Misc. Equipment														0
33		GENERAL PLANT														0
34	303.5	Land & Land Rights														0
35	304.5	Structures & Improvements														0
36	340.5	Office Furniture & Equipment														0
37	340.51	Computer Equipment														0
38	341.5	Transportation Equipment														0
39	342.5	Stores Equipment														0
40	343.5	Tools, Shop & Garage Equipment														0
41	344.5	Laboratory Equipment														0
42	345.5	Power Operated Equipment														0
43	346.5	Communicatcn Equipment														0
44	347.5	Miscellaneous Equipment														0
45	348.5	Other Tangible Plant														0
46		TOTAL		0	0	0	0	0	0	0	0	0	0	0	0	0



45

Schedule of Water Accumulated Depreciation By Primary Account- 2006

Adjusted Accumulated Depreciation Balances - December 2005 through December 2006

Florida Public Service Commission

Harmony Homes - Water
 Docket No. 060368-WS
 Schedule Year Ended: 2006
 Historic [] or Projected [x]

Explanation: Provide Adjusted Accumulated Depreciation balances by account for the period beginning 12/31/05 through the year ended 12/31/06, and 13 month averages.

Schedule: A-9
 Page: 4 of 8
 Preparer: <name>

Line No.	Acct No.	(1) Account Name	(2) 12/31/05	(3) 01/31/06	(4) 02/28/06	(5) 03/31/06	(6) 04/30/06	(7) 05/31/06	(8) 06/30/06	(9) 07/31/06	(10) 08/31/06	(11) 09/30/06	(12) 10/31/06	(13) 11/30/06	(14) 12/31/06	(15) Average Balance
1		INTANGIBLE PLANT														
2	301.1	Organization	0	0	0	0	0	0	0	0	0	0	0	0	0	0
3	302.1	Franchises	474	476	477	479	480	482	483	485	486	488	489	491	492	483
4	339.1	Other Plant & Misc. Equipment	0	0	0	0	0	0	0	0	0	0	0	0	0	0
5		SOURCE OF SUPPLY & PUMPING PLANT														
6	303.2	Land & Land Rights	0	0	0	0	0	0	0	0	0	0	0	0	0	0
7	304.2	Structures & Improvements	6,040	6,060	6,080	6,100	6,119	6,140	6,161	6,181	6,202	6,222	6,243	6,263	6,284	6,161
8	305.2	Collect. & Impound Reservoirs	0	0	0	0	0	0	0	0	0	0	0	0	0	0
9	306.2	Lake, River & Other Intakes	0	0	0	0	0	0	0	0	0	0	0	0	0	0
10	307.2	Wells & Springs	(2,090)	(2,083)	(2,076)	(2,069)	(2,062)	(2,055)	(2,048)	(2,041)	(2,034)	(2,027)	(2,020)	(2,013)	(2,006)	(2,048)
11	308.2	Infiltration Galleries & Tunnels	0	0	0	0	0	0	0	0	0	0	0	0	0	0
12	309.2	Supply Mains	1,245	1,250	1,256	1,261	1,266	1,271	1,277	1,282	1,287	1,293	1,298	1,303	1,308	1,277
13	310.2	Power Generation Equipment	0	0	0	0	0	0	0	0	0	0	0	0	0	0
14	311.2	Pumping Equipment	650	685	719	753	787	822	856	890	924	959	993	1,027	1,061	856
15	339.2	Other Plant & Misc. Equipment	(220)	(220)	(220)	(220)	(220)	(220)	(219)	(219)	(218)	(218)	(217)	(217)	(216)	(219)
16		WATER TREATMENT PLANT														
17	303.3	Land & Land Rights	0	0	0	0	0	0	0	0	0	0	0	0	0	0
18	304.3	Structures & Improvements	0	0	0	0	0	0	0	0	0	0	0	0	0	0
19	311.3	Pumping Equipment	0	0	0	0	0	0	0	0	0	0	0	0	0	0
20	320.3	Water Treatment Equipment	(2,048)	(2,043)	(2,038)	(2,033)	(2,027)	(2,022)	(2,017)	(2,012)	(2,006)	(2,001)	(1,996)	(1,991)	(1,987)	(2,015)
21	339.3	Other Plant & Misc. Equipment	0	0	0	0	0	0	0	0	0	0	0	0	0	0
22		TRANSMISSION & DISTRIBUTION PLANT														
23	303.4	Land & Land Rights	0	0	0	0	0	0	0	0	0	0	0	0	0	0
24	304.4	Structures & Improvements	0	0	0	0	0	0	0	0	0	0	0	0	0	0
25	311.4	Pumping Equipment	0	0	0	0	0	0	0	0	0	0	0	0	0	0
26	330.4	Distr. Reservoirs & Standpipes	3,686	3,703	3,720	3,737	3,754	3,771	3,788	3,805	3,821	3,838	3,855	3,872	3,889	3,788
27	331.4	Transm. & Distribution Mains	9,108	9,162	9,217	9,272	9,326	9,383	9,387	9,445	9,504	9,508	9,567	9,626	9,632	9,395
28	333.4	Services	4,145	4,170	4,194	4,219	4,244	4,269	4,294	4,318	4,343	4,368	4,393	4,418	4,443	4,294
29	334.4	Meters & Meter Installations	(1,141)	(1,126)	(1,111)	(1,096)	(1,082)	(1,067)	(1,038)	(1,010)	(981)	(939)	(896)	(854)	(797)	(1,011)
30	335.4	Hydrants	0	0	0	0	0	0	0	0	0	0	0	0	0	0
31	336.4	Backflow Prevention	0	0	0	0	0	0	0	0	0	0	0	0	0	0
32	339.4	Other Plant & Misc. Equipment	0	0	0	0	0	0	0	0	0	0	0	0	0	0
33		GENERAL PLANT														
34	303.5	Land & Land Rights	0	0	0	0	0	0	0	0	0	0	0	0	0	0
35	304.5	Structures & Improvements	0	0	0	0	0	0	0	0	0	0	0	0	0	0
36	340.5	Office Furniture & Equipment	0	0	0	0	0	0	0	0	0	0	0	0	0	0
37	340.51	Computer Equipment	0	0	0	0	0	0	0	0	0	0	0	0	0	0
38	341.5	Transportation Equipment	0	0	0	0	0	0	0	0	0	0	0	0	0	0
39	342.5	Stores Equipment	0	0	0	0	0	0	0	0	0	0	0	0	0	0
40	343.5	Tools, Shop & Garage Equipment	0	0	0	0	0	0	0	0	0	0	0	0	0	0
41	344.5	Laboratory Equipment	0	0	0	0	0	0	0	0	0	0	0	0	0	0
42	345.5	Power Operated Equipment	0	0	0	0	0	0	0	0	0	0	0	0	0	0
43	346.5	Communication Equipment	2,400	2,445	2,490	2,536	2,581	2,626	2,671	2,716	2,762	2,807	2,852	2,897	2,943	2,671
44	347.5	Miscellaneous Equipment	0	0	0	0	0	0	0	0	0	0	0	0	0	0
45	348.5	Other Tangible Plant	0	0	0	0	0	0	0	0	0	0	0	0	0	0
46		TOTAL	22,249	22,478	22,708	22,937	23,167	23,400	23,594	23,842	24,090	24,299	24,561	24,824	25,066	23,632
			TRUE													25,066.24

16a

Schedule of Water Accumulated Depreciation By Primary Account

Florida Public Service Commission

Test Year Average balance

Harmony Homes

Docket No. 060368-WS

Schedule Year Ending 12/31/06

Historical [X] Projected []

Explanation: Provide the month ending Adjusted balances for Water Accumulated Depreciation by primary account for each month of the Intermediate Year and the ending balance for the prior year.

Line No.	Account Name	Prior Year 12/31/05	Jan	Feb	Mar	Apr	May	Jun	Jul	Aug	Sep	Oct	Nov	Dec	Average Balance
		(2)	(3)	(4)	(5)	(6)	(7)	(8)	(9)	(10)	(11)	(12)	(13)	(14)	(15)
1	INTANGIBLE PLANT														
2	301.1 Organization	0	0	0	0	0	0	0	0	0	0	0	0	0	0
3	302.1 Franchises	474	476	477	479	480	482	483	485	486	488	489	491	492	483
4	339.1 Other Plant & Misc Equipment	0	0	0	0	0	0	0	0	0	0	0	0	0	0
5	SOURCE OF SUPPLY & PUMPING PLANT														
6	303.2 Land & Land Rights	0	0	0	0	0	0	0	0	0	0	0	0	0	0
7	304.2 Structures & Improvements	6,040	6,060	6,080	6,100	6,119	6,140	6,161	6,181	6,202	6,222	6,243	6,263	6,284	6,161
8	305.2 Collect. & Impound Reservoirs	0	0	0	0	0	0	0	0	0	0	0	0	0	0
9	306.2 Lake, River & Other Intakes	0	0	0	0	0	0	0	0	0	0	0	0	0	0
10	307.2 Wells & Springs	(2,090)	(2,083)	(2,076)	(2,069)	(2,062)	(2,055)	(2,048)	(2,041)	(2,034)	(2,027)	(2,020)	(2,013)	(2,006)	(2,048)
11	308.2 Infiltration Galleries & Tunnels	0	0	0	0	0	0	0	0	0	0	0	0	0	0
12	309.2 Supply Mains	1,245	1,250	1,256	1,261	1,266	1,271	1,277	1,282	1,287	1,293	1,298	1,303	1,308	1,277
13	310.2 Power Generation Equipment	0	0	0	0	0	0	0	0	0	0	0	0	0	0
14	311.2 Pumping Equipment	650	685	719	753	787	822	856	890	924	959	993	1,027	1,061	856
15	339.2 Other Plant & Misc Equipment	(220)	(220)	(220)	(220)	(220)	(220)	(219)	(219)	(218)	(218)	(217)	(217)	(216)	(219)
16	WATER TREATMENT PLANT														
17	303.3 Land & Land Rights	0	0	0	0	0	0	0	0	0	0	0	0	0	0
18	304.3 Structures & Improvements	0	0	0	0	0	0	0	0	0	0	0	0	0	0
19	311.3 Pumping Equipment	0	0	0	0	0	0	0	0	0	0	0	0	0	0
20	320.3 Water Treatment Equipment	(2,048)	(2,043)	(2,038)	(2,033)	(2,027)	(2,022)	(2,017)	(2,012)	(2,006)	(2,001)	(1,996)	(1,991)	(1,987)	(2,015)
21	339.3 Other Plant & Misc Equipment	0	0	0	0	0	0	0	0	0	0	0	0	0	0
22	TRANSMISSION & DISTRIBUTION PLANT														
23	303.4 Land & Land Rights	0	0	0	0	0	0	0	0	0	0	0	0	0	0
24	304.4 Structures & Improvements	0	0	0	0	0	0	0	0	0	0	0	0	0	0
25	311.4 Pumping Equipment	0	0	0	0	0	0	0	0	0	0	0	0	0	0
26	330.4 Dist. Reservoirs & Standpipes	3,686	3,703	3,720	3,737	3,754	3,771	3,788	3,805	3,821	3,838	3,855	3,872	3,889	3,788
27	331.4 Transm. & Distribution Mains	9,108	9,127	9,145	9,162	9,181	9,200	9,219	9,238	9,257	9,276	9,295	9,314	9,332	9,395
28	333.4 Services	4,145	4,170	4,194	4,219	4,244	4,269	4,294	4,318	4,343	4,368	4,393	4,418	4,443	4,294
29	334.4 Meters & Meter Installations	(1,141)	(1,126)	(1,111)	(1,096)	(1,082)	(1,067)	(1,053)	(1,038)	(1,023)	(1,008)	(993)	(978)	(963)	(1,011)
30	335.4 Hydrants	0	0	0	0	0	0	0	0	0	0	0	0	0	0
31	336.4 Backflow Prevention	0	0	0	0	0	0	0	0	0	0	0	0	0	0
32	339.4 Other Plant & Misc Equipment	0	0	0	0	0	0	0	0	0	0	0	0	0	0
33	GENERAL PLANT														
34	303.5 Land & Land Rights	0	0	0	0	0	0	0	0	0	0	0	0	0	0
35	304.5 Structures & Improvements	0	0	0	0	0	0	0	0	0	0	0	0	0	0
36	340.5 Office Furniture & Equipment	0	0	0	0	0	0	0	0	0	0	0	0	0	0
37	340.51 Computer Equipment	25	35	45	56	67	82	97	112	128	143	158	173	209	103
38	341.5 Transportation Equipment	0	0	0	0	0	0	0	0	0	0	0	0	0	0
39	342.5 Stores Equipment	0	0	0	0	0	0	0	0	0	0	0	0	0	0
40	343.5 Tools, Shop & Garage Equipment	0	0	0	0	0	0	0	0	0	0	0	0	0	0
41	344.5 Laboratory Equipment	0	0	0	0	0	0	0	0	0	0	0	0	0	0
42	345.5 Power Operated Equipment	0	0	0	0	0	0	0	0	0	0	0	0	0	0
43	346.5 Communication Equipment	2,400	2,445	2,490	2,536	2,581	2,626	2,671	2,716	2,762	2,807	2,852	2,897	2,943	2,671
44	347.5 Miscellaneous Equipment	0	0	0	0	0	0	0	0	0	0	0	0	0	0
45	348.5 Other Tangible Plant	0	0	0	0	0	0	0	0	0	0	0	0	0	0
46	TOTAL	22,274	22,514	22,753	22,994	23,234	23,482	23,691	23,954	24,218	24,441	24,719	24,997	25,275	23,734
47	Subtotal Land & Land Rights	0	0	0	0	0	0	0	0	0	0	0	0	0	0

Schedule of Water Accumulated Depreciation By Primary Account- 2007
Adjusted 2007 UPIS Balances for Depn Exp Calc

Florida Public Service Commission

Harmony Homes - Water
Docket No. 060368-WS
Schedule Year Ended: 2007
Historic [] or Projected [x]

Explanation: Provide Adjusted UPIS balances by account for the period beginning 12/31/06 through the year ended 12/31/07.

Schedule: A-9
Page: UPIS 4 of 8
Preparer: <name>

Line No.	Acct No	(1) Account Name	(2)	(3)	(4)	(5)	(6)	(7)	(8)	(9)	(10)	(11)	(12)	(13)	(14)	(15)
			12/31/06	01/31/07	02/28/07	03/31/07	04/30/07	05/31/07	06/30/07	07/31/07	08/31/07	09/30/07	10/31/07	11/30/07	12/31/07	Average Balance
1		INTANGIBLE PLANT														
2	301.1	Organization	0	0	0	0	0	0	0	0	0	0	0	0	0	0
3	302.1	Franchises	726	726	726	726	726	726	726	726	726	726	726	726	726	726
4	339.1	Other Plant & Misc. Equipment	0	0	0	0	0	0	0	0	0	0	0	0	0	0
5		SOURCE OF SUPPLY & PUMPING PLANT														
6	303.2	Land & Land Rights	0	0	0	0	0	0	0	0	0	0	0	0	0	0
7	304.2	Structures & Improvements	7,892	7,892	7,892	8,473	8,473	8,473	9,054	9,054	9,054	9,635	9,635	9,635	10,216	8,875
8	305.2	Collect. & Impound Reservoirs	0	0	0	0	0	0	0	0	0	0	0	0	0	0
9	306.2	Lake, River & Other Intakes	0	0	0	0	0	0	0	0	0	0	0	0	0	0
10	307.2	Wells & Springs	2,520	2,520	2,520	2,520	2,520	2,520	2,520	2,520	2,520	2,520	2,520	2,520	2,520	2,520
11	308.2	Infiltration Galleries & Tunnels	0	0	0	0	0	0	0	0	0	0	0	0	0	0
12	309.2	Supply Mains	2,218	2,218	2,218	2,218	2,218	2,218	2,218	2,218	2,218	2,218	2,218	2,218	2,218	2,218
13	310.2	Power Generation Equipment	0	0	0	0	0	0	0	0	0	0	0	0	0	0
14	311.2	Pumping Equipment	8,218	8,218	8,218	8,218	8,218	8,218	8,218	8,218	8,218	8,218	8,218	8,218	8,218	8,218
15	339.2	Other Plant & Misc. Equipment	104	104	104	104	104	104	104	104	104	104	104	104	104	104
16		WATER TREATMENT PLANT														
17	303.3	Land & Land Rights	764	764	764	764	764	764	764	764	764	764	764	764	764	764
18	304.3	Structures & Improvements	0	0	0	0	0	0	0	0	0	0	0	0	0	0
19	311.3	Pumping Equipment	0	0	0	0	0	0	0	0	0	0	0	0	0	0
20	320.3	Water Treatment Equipment	6,376	6,376	6,376	6,376	6,376	6,376	6,376	6,376	6,376	6,376	6,376	6,376	6,376	6,376
21	339.3	Other Plant & Misc. Equipment	0	0	0	0	0	0	0	0	0	0	0	0	0	0
22		TRANSMISSION & DISTRIBUTION PLANT														
23	303.4	Land & Land Rights	0	0	0	0	0	0	0	0	0	0	0	0	0	0
24	304.4	Structures & Improvements	0	0	0	0	0	0	0	0	0	0	0	0	0	0
25	311.4	Pumping Equipment	0	0	0	0	0	0	0	0	0	0	0	0	0	0
26	330.4	Distr. Reservoirs & Standpipes	7,522	7,522	7,522	7,522	7,522	7,522	7,522	7,522	7,522	7,522	7,522	7,522	7,522	7,522
27	331.4	Transm. & Distribution Mains	30,851	30,851	30,851	31,408	31,408	31,408	31,965	31,965	31,965	32,522	32,522	32,522	33,079	31,794
28	333.4	Services	11,913	11,913	11,913	11,913	11,913	11,913	11,913	11,913	11,913	11,913	11,913	11,913	11,913	11,913
29	334.4	Meters & Meter Installations	13,533	13,533	13,533	13,533	13,533	13,533	13,533	13,533	13,533	13,533	13,533	13,533	13,533	13,533
30	335.4	Hydrants	0	0	0	0	0	0	0	0	0	0	0	0	0	0
31	336.4	Backflow Prevention	0	0	0	0	0	0	0	0	0	0	0	0	0	0
32	339.4	Other Plant & Misc. Equipment	0	0	0	0	0	0	0	0	0	0	0	0	0	0
33		GENERAL PLANT														
34	303.5	Land & Land Rights	0	0	0	0	0	0	0	0	0	0	0	0	0	0
35	304.5	Structures & Improvements	0	0	0	0	0	0	0	0	0	0	0	0	0	0
36	340.5	Office Furniture & Equipment	0	0	0	0	0	0	0	0	0	0	0	0	0	0
37	340.51	Computer Equipment	0	0	0	0	0	0	0	0	0	0	0	0	0	0
38	341.5	Transportation Equipment	0	0	0	0	0	0	0	0	0	0	0	0	0	0
39	342.5	Stores Equipment	0	0	0	0	0	0	0	0	0	0	0	0	0	0
40	343.5	Tools, Shop & Garage Equipment	0	0	0	0	0	0	0	0	0	0	0	0	0	0
41	344.5	Laboratory Equipment	0	0	0	0	0	0	0	0	0	0	0	0	0	0
42	345.5	Power Operated Equipment	0	0	0	0	0	0	0	0	0	0	0	0	0	0
43	346.5	Communication Equipment	5,426	5,426	5,426	5,426	5,426	5,426	5,426	5,426	5,426	5,426	5,426	5,426	5,426	5,426
44	347.5	Miscellaneous Equipment	0	0	0	0	0	0	0	0	0	0	0	0	0	0
45	348.5	Other Tangible Plant	0	0	0	0	0	0	0	0	0	0	0	0	0	0
46		TOTAL	98,063	98,063	98,063	99,201	99,201	99,201	100,339	100,339	100,339	101,477	101,477	101,477	102,615	99,989

47

Schedule of Water Accumulated Depreciation By Primary Account- 2007
 Depreciation Rates for UPIS Water Accounts-2007

Florida Public Service Commission

Harmony Homes - Water
 Docket No. 060368-WS
 Schedule Year Ended: 2007
 Historic or Projected

This Schedule shows the Depreciation rates based on Guideline Lives

Schedule: A-9
 Page: 2b
 Preparer: <name>

Line No.	Acct No.	(1) Account Name	(2) Annual Rate	(7) Monthly Rates											
				(3) Jan	(4) Feb	(5) Mar	(6) Apr	(7) May	(8) Jun	(9) Jul	(10) Aug	(11) Sep	(12) Oct	(13) Nov	(14) Dec
1		INTANGIBLE PLANT													
2	301.1	Organization	2.50%	0.21%	0.21%	0.21%	0.21%	0.21%	0.21%	0.21%	0.21%	0.21%	0.21%	0.21%	0.21%
3	302.1	Franchises	2.50%	0.21%	0.21%	0.21%	0.21%	0.21%	0.21%	0.21%	0.21%	0.21%	0.21%	0.21%	0.21%
4	339.1	Other Plant & Misc. Equipment	0.00%	0.00%	0.00%	0.00%	0.00%	0.00%	0.00%	0.00%	0.00%	0.00%	0.00%	0.00%	0.00%
5		SOURCE OF SUPPLY & PUMPING PLANT													
6	303.2	Land & Land Rights													
7	304.2	Structures & Improvements	3.13%	0.26%	0.26%	0.26%	0.26%	0.26%	0.26%	0.26%	0.26%	0.26%	0.26%	0.26%	0.26%
8	305.2	Collect. & Impound Reservoirs	2.00%	0.17%	0.17%	0.17%	0.17%	0.17%	0.17%	0.17%	0.17%	0.17%	0.17%	0.17%	0.17%
9	306.2	Lake, River & Other Intakes	2.50%	0.21%	0.21%	0.21%	0.21%	0.21%	0.21%	0.21%	0.21%	0.21%	0.21%	0.21%	0.21%
10	307.2	Wells & Springs	3.33%	0.28%	0.28%	0.28%	0.28%	0.28%	0.28%	0.28%	0.28%	0.28%	0.28%	0.28%	0.28%
11	308.2	Infiltration Galleries & Tunnels	2.50%	0.21%	0.21%	0.21%	0.21%	0.21%	0.21%	0.21%	0.21%	0.21%	0.21%	0.21%	0.21%
12	309.2	Supply Mains	2.86%	0.24%	0.24%	0.24%	0.24%	0.24%	0.24%	0.24%	0.24%	0.24%	0.24%	0.24%	0.24%
13	310.2	Power Generation Equipment	5.00%	0.42%	0.42%	0.42%	0.42%	0.42%	0.42%	0.42%	0.42%	0.42%	0.42%	0.42%	0.42%
14	311.2	Pumping Equipment	5.00%	0.42%	0.42%	0.42%	0.42%	0.42%	0.42%	0.42%	0.42%	0.42%	0.42%	0.42%	0.42%
15	339.2	Other Plant & Misc. Equipment	5.56%	0.46%	0.46%	0.46%	0.46%	0.46%	0.46%	0.46%	0.46%	0.46%	0.46%	0.46%	0.46%
16		WATER TREATMENT PLANT													
17	303.3	Land & Land Rights													
18	304.3	Structures & Improvements	3.13%	0.26%	0.26%	0.26%	0.26%	0.26%	0.26%	0.26%	0.26%	0.26%	0.26%	0.26%	0.26%
19	311.3	Pumping Equipment	5.00%	0.42%	0.42%	0.42%	0.42%	0.42%	0.42%	0.42%	0.42%	0.42%	0.42%	0.42%	0.42%
20	320.3	Water Treatment Equipment	4.55%	0.38%	0.38%	0.38%	0.38%	0.38%	0.38%	0.38%	0.38%	0.38%	0.38%	0.38%	0.38%
21	339.3	Other Plant & Misc. Equipment	5.56%	0.46%	0.46%	0.46%	0.46%	0.46%	0.46%	0.46%	0.46%	0.46%	0.46%	0.46%	0.46%
22		TRANSMISSION & DISTRIBUTION PLANT													
23	303.4	Land & Land Rights													
24	304.4	Structures & Improvements	3.13%	0.26%	0.26%	0.26%	0.26%	0.26%	0.26%	0.26%	0.26%	0.26%	0.26%	0.26%	0.26%
25	311.4	Pumping Equipment	5.00%	0.42%	0.42%	0.42%	0.42%	0.42%	0.42%	0.42%	0.42%	0.42%	0.42%	0.42%	0.42%
26	330.4	Distr. Reservoirs & Standpipes	2.70%	0.23%	0.23%	0.23%	0.23%	0.23%	0.23%	0.23%	0.23%	0.23%	0.23%	0.23%	0.23%
27	331.4	Transm. & Distribution Mains	2.33%	0.19%	0.19%	0.19%	0.19%	0.19%	0.19%	0.19%	0.19%	0.19%	0.19%	0.19%	0.19%
28	333.4	Services	2.50%	0.21%	0.21%	0.21%	0.21%	0.21%	0.21%	0.21%	0.21%	0.21%	0.21%	0.21%	0.21%
29	334.4	Meters & Meter Installations	5.00%	0.42%	0.42%	0.42%	0.42%	0.42%	0.42%	0.42%	0.42%	0.42%	0.42%	0.42%	0.42%
30	335.4	Hydrants	2.22%	0.19%	0.19%	0.19%	0.19%	0.19%	0.19%	0.19%	0.19%	0.19%	0.19%	0.19%	0.19%
31	336.4	Backflow Prevention	6.67%	0.56%	0.56%	0.56%	0.56%	0.56%	0.56%	0.56%	0.56%	0.56%	0.56%	0.56%	0.56%
32	339.4	Other Plant & Misc. Equipment	4.00%	0.33%	0.33%	0.33%	0.33%	0.33%	0.33%	0.33%	0.33%	0.33%	0.33%	0.33%	0.33%
33		GENERAL PLANT													
34	303.5	Land & Land Rights													
35	304.5	Structures & Improvements	2.50%	0.21%	0.21%	0.21%	0.21%	0.21%	0.21%	0.21%	0.21%	0.21%	0.21%	0.21%	0.21%
36	340.5	Office Furniture & Equipment	6.67%	0.56%	0.56%	0.56%	0.56%	0.56%	0.56%	0.56%	0.56%	0.56%	0.56%	0.56%	0.56%
37	340.51	Computer Equipment	16.67%	1.39%	1.39%	1.39%	1.39%	1.39%	1.39%	1.39%	1.39%	1.39%	1.39%	1.39%	1.39%
38	341.5	Transportation Equipment	16.67%	1.39%	1.39%	1.39%	1.39%	1.39%	1.39%	1.39%	1.39%	1.39%	1.39%	1.39%	1.39%
39	342.5	Stores Equipment	5.56%	0.46%	0.46%	0.46%	0.46%	0.46%	0.46%	0.46%	0.46%	0.46%	0.46%	0.46%	0.46%
40	343.5	Tools, Shop & Garage Equipment	6.25%	0.52%	0.52%	0.52%	0.52%	0.52%	0.52%	0.52%	0.52%	0.52%	0.52%	0.52%	0.52%
41	344.5	Laboratory Equipment	6.67%	0.56%	0.56%	0.56%	0.56%	0.56%	0.56%	0.56%	0.56%	0.56%	0.56%	0.56%	0.56%
42	345.5	Power Operated Equipment	8.33%	0.69%	0.69%	0.69%	0.69%	0.69%	0.69%	0.69%	0.69%	0.69%	0.69%	0.69%	0.69%
43	346.5	Communication Equipment	10.00%	0.83%	0.83%	0.83%	0.83%	0.83%	0.83%	0.83%	0.83%	0.83%	0.83%	0.83%	0.83%
44	347.5	Miscellaneous Equipment	6.67%	0.56%	0.56%	0.56%	0.56%	0.56%	0.56%	0.56%	0.56%	0.56%	0.56%	0.56%	0.56%
45	348.5	Other Tangible Plant	10.00%	0.83%	0.83%	0.83%	0.83%	0.83%	0.83%	0.83%	0.83%	0.83%	0.83%	0.83%	0.83%

88

Schedule of Water Accumulated Depreciation By Primary Account- 2007															Florida Public Service Commission		
Depreciation Expense- 2007															Schedule: A-9		
Harmony Homes - Water															Page: 6 of 8		
Docket No. 060368-WS															Preparer: <name>		
Explanation: Provide the monthly Depreciation Expense for 2007																	
Schedule Year Ended: 2007																	
Historic [] or Projected [x]																	
Line No.	Acct No.	(1)	(2)	(3)	(4)	(5)	(6)	(7)	(8)	(9)	(10)	(11)	(12)	(13)	(14)	(15)	
	AccountName	Jan	Feb	Mar	Apr	May	Jun	Jul	Aug	Sep	Oct	Nov	Dec	Total	2007		
1	INTANGIBLE PLANT																
2	301.1 Organization	0	0	0	0	0	0	0	0	0	0	0	0	0	0	0	0
3	302.1 Franchises	2	2	2	2	2	2	2	2	2	2	2	2	2	2	2	18
4	339.1 Other Plant & Misc. Equipment	0	0	0	0	0	0	0	0	0	0	0	0	0	0	0	0
5	SOURCE OF SUPPLY & PUMPING PLANT																
6	303.2 Land & Land Rights	0	0	0	0	0	0	0	0	0	0	0	0	0	0	0	0
7	304.2 Structures & Improvements	21	21	22	22	22	24	24	24	25	25	25	27	27	27	280	280
8	305.2 Collect. & Impound Reservoirs	0	0	0	0	0	0	0	0	0	0	0	0	0	0	0	0
9	306.2 Lake, River & Other Intakes	0	0	0	0	0	0	0	0	0	0	0	0	0	0	0	0
10	307.2 Wells & Springs	7	7	7	7	7	7	7	7	7	7	7	7	7	7	7	84
11	308.2 Infiltration Galleries & Tunnels	0	0	0	0	0	0	0	0	0	0	0	0	0	0	0	0
12	309.2 Supply Mains	5	5	5	5	5	5	5	5	5	5	5	5	5	5	5	63
13	310.2 Power Generation Equipment	0	0	0	0	0	0	0	0	0	0	0	0	0	0	0	0
14	311.2 Pumping Equipment	34	34	34	34	34	34	34	34	34	34	34	34	34	34	34	411
15	339.2 Other Plant & Misc. Equipment	0	0	0	0	0	0	0	0	0	0	0	0	0	0	0	6
16	WATER TREATMENT PLANT																0
17	303.3 Land & Land Rights	0	0	0	0	0	0	0	0	0	0	0	0	0	0	0	0
18	304.3 Structures & Improvements	0	0	0	0	0	0	0	0	0	0	0	0	0	0	0	0
19	311.3 Pumping Equipment	0	0	0	0	0	0	0	0	0	0	0	0	0	0	0	0
20	320.3 Water Treatment Equipment	24	24	24	24	24	24	24	24	24	24	24	24	24	24	24	290
21	339.3 Other Plant & Misc. Equipment	0	0	0	0	0	0	0	0	0	0	0	0	0	0	0	0
22	TRANSMISSION & DISTRIBUTION PLANT																0
23	303.4 Land & Land Rights	0	0	0	0	0	0	0	0	0	0	0	0	0	0	0	0
24	304.4 Structures & Improvements	0	0	0	0	0	0	0	0	0	0	0	0	0	0	0	0
25	311.4 Pumping Equipment	0	0	0	0	0	0	0	0	0	0	0	0	0	0	0	0
26	330.4 Distr. Reservoirs & Standpipes	17	17	17	17	17	17	17	17	17	17	17	17	17	17	17	203
27	331.4 Transm. & Distribution Mains	60	60	61	61	61	62	62	62	63	63	63	64	64	64	64	741
28	333.4 Services	25	25	25	25	25	25	25	25	25	25	25	25	25	25	25	298
29	334.4 Meters & Meter Installations	56	56	56	56	56	56	56	56	56	56	56	56	56	56	56	677
30	335.4 Hydrants	0	0	0	0	0	0	0	0	0	0	0	0	0	0	0	0
31	336.4 Backflow Prevention	0	0	0	0	0	0	0	0	0	0	0	0	0	0	0	0
32	339.4 Other Plant & Misc. Equipment	0	0	0	0	0	0	0	0	0	0	0	0	0	0	0	0
33	GENERAL PLANT																0
34	303.5 Land & Land Rights	0	0	0	0	0	0	0	0	0	0	0	0	0	0	0	0
35	304.5 Structures & Improvements	0	0	0	0	0	0	0	0	0	0	0	0	0	0	0	0
36	340.5 Office Furniture & Equipment	0	0	0	0	0	0	0	0	0	0	0	0	0	0	0	0
37	340.51 Computer Equipment	0	0	0	0	0	0	0	0	0	0	0	0	0	0	0	0
38	341.5 Transportation Equipment	0	0	0	0	0	0	0	0	0	0	0	0	0	0	0	0
39	342.5 Stores Equipment	0	0	0	0	0	0	0	0	0	0	0	0	0	0	0	0
40	343.5 Tools, Shop & Garage Equipment	0	0	0	0	0	0	0	0	0	0	0	0	0	0	0	0
41	344.5 Laboratory Equipment	0	0	0	0	0	0	0	0	0	0	0	0	0	0	0	0
42	345.5 Power Operated Equipment	0	0	0	0	0	0	0	0	0	0	0	0	0	0	0	0
43	346.5 Communication Equipment	45	45	45	45	45	45	45	45	45	45	45	45	45	45	45	543
44	347.5 Miscellaneous Equipment	0	0	0	0	0	0	0	0	0	0	0	0	0	0	0	0
45	348.5 Other Tangible Plant	0	0	0	0	0	0	0	0	0	0	0	0	0	0	0	0
46	TOTAL	296	296	299	299	299	302	302	302	304	304	304	307	307	307	307	3,613.51

67

Schedule of Water Accumulated Depreciation By Primary Account- 2007
Retirements- 2007

Florida Public Service Commission

Harmony Homes - Water
Docket No. 060368-WS
Schedule Year Ended: 2007
Historic [] or Projected [x]

[] =input field
Explanation: Provide Retirements for 2007

Schedule: A-9
Page: 7 of 8
Preparer: <name>

Line No.	Acct No.	(1) AccountName	(2)	(3)	(4)	(5)	(6)	(7)	(8)	(9)	(10)	(11)	(12)	(13)	(14)	(15)
			Jan	Feb	Mar	Apr	May	Jun	Jul	Aug	Sep	Oct	Nov	Dec	Test Year End 2007 Total	
1		INTANGIBLE PLANT														
2	301.1	Organization	0	0	0	0	0	0	0	0	0	0	0	0	0	0
3	302.1	Franchises	0	0	0	0	0	0	0	0	0	0	0	0	0	0
4	339.1	Other Plant & Misc. Equipment	0	0	0	0	0	0	0	0	0	0	0	0	0	0
5		SOURCE OF SUPPLY & PUMPING PLANT														
6	303.2	Land & Land Rights	0	0	0	0	0	0	0	0	0	0	0	0	0	0
7	304.2	Structures & Improvements	0	0	(169)	0	0	(169)	0	0	(169)	0	0	(169)	(676)	0
8	305.2	Collect. & Impound Reservoirs	0	0	0	0	0	0	0	0	0	0	0	0	0	0
9	306.2	Lake, River & Other Intakes	0	0	0	0	0	0	0	0	0	0	0	0	0	0
10	307.2	Wells & Springs	0	0	0	0	0	0	0	0	0	0	0	0	0	0
11	308.2	Infiltration Galleries & Tunnels	0	0	0	0	0	0	0	0	0	0	0	0	0	0
12	309.2	Supply Mains	0	0	0	0	0	0	0	0	0	0	0	0	0	0
13	310.2	Power Generation Equipment	0	0	0	0	0	0	0	0	0	0	0	0	0	0
14	311.2	Pumping Equipment	0	0	0	0	0	0	0	0	0	0	0	0	0	0
15	339.2	Other Plant & Misc. Equipment	0	0	0	0	0	0	0	0	0	0	0	0	0	0
16		WATER TREATMENT PLANT														
17	303.3	Land & Land Rights	0	0	0	0	0	0	0	0	0	0	0	0	0	0
18	304.3	Structures & Improvements	0	0	0	0	0	0	0	0	0	0	0	0	0	0
19	311.3	Pumping Equipment	0	0	0	0	0	0	0	0	0	0	0	0	0	0
20	320.3	Water Treatment Equipment	0	0	0	0	0	0	0	0	0	0	0	0	0	0
21	339.3	Other Plant & Misc. Equipment	0	0	0	0	0	0	0	0	0	0	0	0	0	0
22		TRANSMISSION & DISTRIBUTION PLANT														
23	303.4	Land & Land Rights	0	0	0	0	0	0	0	0	0	0	0	0	0	0
24	304.4	Structures & Improvements	0	0	0	0	0	0	0	0	0	0	0	0	0	0
25	311.4	Pumping Equipment	0	0	0	0	0	0	0	0	0	0	0	0	0	0
26	330.4	Distr. Reservoirs & Standpipes	0	0	0	0	0	0	0	0	0	0	0	0	0	0
27	331.4	Transm. & Distribution Mains	0	0	(68)	0	0	(68)	0	0	(68)	0	0	(68)	(272)	0
28	333.4	Services	0	0	0	0	0	0	0	0	0	0	0	0	0	0
29	334.4	Meters & Meter Installations	0	0	0	0	0	0	0	0	0	0	0	0	0	0
30	335.4	Hydrants	0	0	0	0	0	0	0	0	0	0	0	0	0	0
31	336.4	Backflow Prevention	0	0	0	0	0	0	0	0	0	0	0	0	0	0
32	339.4	Other Plant & Misc. Equipment	0	0	0	0	0	0	0	0	0	0	0	0	0	0
33		GENERAL PLANT														
34	303.5	Land & Land Rights	0	0	0	0	0	0	0	0	0	0	0	0	0	0
35	304.5	Structures & Improvements	0	0	0	0	0	0	0	0	0	0	0	0	0	0
36	340.5	Office Furniture & Equipment	0	0	0	0	0	0	0	0	0	0	0	0	0	0
37	340.51	Computer Equipment	0	0	0	0	0	0	0	0	0	0	0	0	0	0
38	341.5	Transportation Equipment	0	0	0	0	0	0	0	0	0	0	0	0	0	0
39	342.5	Stores Equipment	0	0	0	0	0	0	0	0	0	0	0	0	0	0
40	343.5	Tools, Shop & Garage Equipment	0	0	0	0	0	0	0	0	0	0	0	0	0	0
41	344.5	Laboratory Equipment	0	0	0	0	0	0	0	0	0	0	0	0	0	0
42	345.5	Power Operated Equipment	0	0	0	0	0	0	0	0	0	0	0	0	0	0
43	346.5	Communication Equipment	0	0	0	0	0	0	0	0	0	0	0	0	0	0
44	347.5	Miscellaneous Equipment	0	0	0	0	0	0	0	0	0	0	0	0	0	0
45	348.5	Other Tangible Plant	0	0	0	0	0	0	0	0	0	0	0	0	0	0
46		TOTAL	0	0	(237)	0	0	(237)	0	0	(237)	0	0	(237)	(948)	0

50

Schedule of Water Accumulated Depreciation By Primary Account- 2007
 Adjustments to Accumulated Depreciation-2007


Florida Public Service Commission

Harmony Homes - Water
 Docket No. 060368-WS
 Schedule Year Ended: 2007
 Historic [] or Projected [x]

Explanation: Provide Adjustments to the Accumulated Depreciation Balances in
 Amendatory Order other than changes resulting from Depreciation Expense,
 or Plant Retirements.

Schedule: A-9
 Page: 8 of 8
 Preparer: <name>

Line No.	Acct No.	AccountName	(1)	(2)	(3)	(4)	(5)	(6)	(7)	(8)	(9)	(10)	(11)	(12)	(13)	(14)	(15)
			Jan	Feb	Mar	Apr	May	Jun	Jul	Aug	Sep	Oct	Nov	Dec	Total		
1		INTANGIBLE PLANT															0
2	301.1	Organization															0
3	302.1	Franchises															0
4	339.1	Other Plant & Misc. Equipment															0
5		SOURCE OF SUPPLY & PUMPING PLANT															0
6	303.2	Land & Land Rights															0
7	304.2	Structures & Improvements															0
8	305.2	Collect. & Impound Reservoirs															0
9	306.2	Lake, River & Other Intakes															0
10	307.2	Wells & Springs															0
11	308.2	Infiltration Galleries & Tunnels															0
12	309.2	Supply Mains															0
13	310.2	Power Generation Equipment															0
14	311.2	Pumping Equipment															0
15	339.2	Other Plant & Misc. Equipment															0
16		WATER TREATMENT PLANT															0
17	303.3	Land & Land Rights															0
18	304.3	Structures & Improvements															0
19	311.3	Pumping Equipment															0
20	320.3	Water Treatment Equipment															0
21	339.3	Other Plant & Misc. Equipment															0
22		TRANSMISSION & DISTRIBUTION PLANT															0
23	303.4	Land & Land Rights															0
24	304.4	Structures & Improvements															0
25	311.4	Pumping Equipment															0
26	330.4	Distr. Reservoirs & Standpipes															0
27	331.4	Transm. & Distribution Mains															0
28	333.4	Services															0
29	334.4	Meters & Meter Installations															0
30	335.4	Hydrants															0
31	336.4	Backflow Prevention															0
32	339.4	Other Plant & Misc. Equipment															0
33		GENERAL PLANT															0
34	303.5	Land & Land Rights															0
35	304.5	Structures & Improvements															0
36	340.5	Office Furniture & Equipment															0
37	340.51	Computer Equipment															0
38	341.5	Transportation Equipment															0
39	342.5	Stores Equipment															0
40	343.5	Tools, Shop & Garage Equipment															0
41	344.5	Laboratory Equipment															0
42	345.5	Power Operated Equipment															0
43	346.5	Communication Equipment															0
44	347.5	Miscellaneous Equipment															0
45	348.5	Other Tangible Plant															0
46	TOTAL		0	0	0	0	0	0	0	0	0	0	0	0	0	0	0



15

Schedule of Water Accumulated Depreciation By Primary Account- 2007
 Adjusted Accumulated Depreciation Balances - December 2006 through December 2007

Florida Public Service Commission

Harmony Homes - Water
 Docket No. 060368-WS
 Schedule Year Ended: 2007
 Historic [] or Projected [x]

Explanation: Provide Adjusted Accumulated Depreciation balances by account for the period beginning 12/31/06 through the year ended 12/31/07, and 13 month averages.

Schedule: A-9
 Page: 4 of 8
 Preparer: <name>

Line No.	Acct No.	(1) Account Name	(2) 12/31/06	(3) 01/31/07	(4) 02/28/07	(5) 03/31/07	(6) 04/30/07	(7) 05/31/07	(8) 06/30/07	(9) 07/31/07	(10) 08/31/07	(11) 09/30/07	(12) 10/31/07	(13) 11/30/07	(14) 12/31/07	(15) Average Balance
1		INTANGIBLE PLANT														
2	301.1	Organization	0	0	0	0	0	0	0	0	0	0	0	0	0	0
3	302.1	Franchises	492	494	495	497	498	500	501	503	504	506	508	509	511	501
4	339.1	Other Plant & Misc. Equipment	0	0	0	0	0	0	0	0	0	0	0	0	0	0
5		SOURCE OF SUPPLY & PUMPING PLANT														
6	303.2	Land & Land Rights	0	0	0	0	0	0	0	0	0	0	0	0	0	0
7	304.2	Structures & Improvements	6,284	6,304	6,325	6,178	6,200	6,222	6,077	6,100	6,124	5,980	6,005	6,030	5,888	6,132
8	305.2	Collect. & Impound Reservoirs	0	0	0	0	0	0	0	0	0	0	0	0	0	0
9	306.2	Lake, River & Other Intakes	0	0	0	0	0	0	0	0	0	0	0	0	0	0
10	307.2	Wells & Springs	(2,006)	(1,999)	(1,992)	(1,985)	(1,978)	(1,971)	(1,964)	(1,957)	(1,950)	(1,943)	(1,936)	(1,929)	(1,922)	(1,964)
11	308.2	Infiltration Galleries & Tunnels	0	0	0	0	0	0	0	0	0	0	0	0	0	0
12	309.2	Supply Mains	1,308	1,314	1,319	1,324	1,330	1,335	1,340	1,345	1,351	1,356	1,361	1,367	1,372	1,340
13	310.2	Power Generation Equipment	0	0	0	0	0	0	0	0	0	0	0	0	0	0
14	311.2	Pumping Equipment	1,061	1,095	1,130	1,164	1,198	1,232	1,267	1,301	1,335	1,369	1,404	1,438	1,472	1,267
15	339.2	Other Plant & Misc. Equipment	(216)	(216)	(215)	(215)	(214)	(214)	(213)	(213)	(212)	(212)	(211)	(211)	(210)	(213)
16		WATER TREATMENT PLANT														
17	303.3	Land & Land Rights	0	0	0	0	0	0	0	0	0	0	0	0	0	0
18	304.3	Structures & Improvements	0	0	0	0	0	0	0	0	0	0	0	0	0	0
19	311.3	Pumping Equipment	0	0	0	0	0	0	0	0	0	0	0	0	0	0
20	320.3	Water Treatment Equipment	(1,967)	(1,943)	(1,918)	(1,894)	(1,870)	(1,846)	(1,822)	(1,798)	(1,773)	(1,749)	(1,725)	(1,701)	(1,677)	(1,822)
21	339.3	Other Plant & Misc. Equipment	0	0	0	0	0	0	0	0	0	0	0	0	0	0
22		TRANSMISSION & DISTRIBUTION PLANT														
23	303.4	Land & Land Rights	0	0	0	0	0	0	0	0	0	0	0	0	0	0
24	304.4	Structures & Improvements	0	0	0	0	0	0	0	0	0	0	0	0	0	0
25	311.4	Pumping Equipment	0	0	0	0	0	0	0	0	0	0	0	0	0	0
26	330.4	Distr. Reservoirs & Standpipes	3,889	3,906	3,923	3,940	3,957	3,974	3,991	4,008	4,025	4,042	4,059	4,076	4,093	3,991
27	331.4	Transm. & Distribution Mains	9,632	9,692	9,752	9,745	9,805	9,866	9,860	9,922	9,984	9,979	10,042	10,105	10,101	9,884
28	333.4	Services	4,443	4,467	4,492	4,517	4,542	4,567	4,591	4,616	4,641	4,666	4,691	4,716	4,740	4,591
29	334.4	Meters & Meter Installations	(797)	(741)	(684)	(628)	(572)	(515)	(459)	(403)	(346)	(290)	(233)	(177)	(121)	(459)
30	335.4	Hydrants	0	0	0	0	0	0	0	0	0	0	0	0	0	0
31	336.4	Backflow Prevention	0	0	0	0	0	0	0	0	0	0	0	0	0	0
32	339.4	Other Plant & Misc. Equipment	0	0	0	0	0	0	0	0	0	0	0	0	0	0
33		GENERAL PLANT														
34	303.5	Land & Land Rights	0	0	0	0	0	0	0	0	0	0	0	0	0	0
35	304.5	Structures & Improvements	0	0	0	0	0	0	0	0	0	0	0	0	0	0
36	340.5	Office Furniture & Equipment	0	0	0	0	0	0	0	0	0	0	0	0	0	0
37	340.51	Computer Equipment	0	0	0	0	0	0	0	0	0	0	0	0	0	0
38	341.5	Transportation Equipment	0	0	0	0	0	0	0	0	0	0	0	0	0	0
39	342.5	Stores Equipment	0	0	0	0	0	0	0	0	0	0	0	0	0	0
40	343.5	Tools, Shop & Garage Equipment	0	0	0	0	0	0	0	0	0	0	0	0	0	0
41	344.5	Laboratory Equipment	0	0	0	0	0	0	0	0	0	0	0	0	0	0
42	345.5	Power Operated Equipment	0	0	0	0	0	0	0	0	0	0	0	0	0	0
43	346.5	Communication Equipment	2,943	2,988	3,033	3,078	3,123	3,169	3,214	3,259	3,304	3,349	3,395	3,440	3,485	3,214
44	347.5	Miscellaneous Equipment	0	0	0	0	0	0	0	0	0	0	0	0	0	0
45	348.5	Other Tangible Plant	0	0	0	0	0	0	0	0	0	0	0	0	0	0
46		TOTAL	25,066.24	25,363	25,659	25,721	26,020	26,319	26,383	26,685	26,987	27,054	27,358	27,662	27,732	26,462
			TRUE												TRUE	

522

Schedule of Water Accumulated Depreciation By Primary Account

Florida Public Service Commission

Test Year Average balance
 Harmony Homes
 Docket No. 060368-WS
 Schedule Year Ending 12/31/07
 Historical [] Projected [X]

Schedule: A-9
 Page: 5 of 5
 Preparer: Robert M. Griffin

Explanation: Provide the month ending Adjusted balances for Water Accumulated Depreciation by primary account for each month of the Projected Rate Year and the ending balance for the prior year.

Line No.	Acct No.	(1) Account Name	(2) Prior Year 12/31/06	(3) Jan	(4) Feb	(5) Mar	(6) Apr	(7) May	(8) Jun	(9) Jul	(10) Aug	(11) Sep	(12) Oct	(13) Nov	(14) Dec	(15) Average Balance
1		INTANGIBLE PLANT														
2	301.1	Organization	0	0	0	0	0	0	0	0	0	0	0	0	0	0
3	302.1	Franchises	492	494	495	497	498	500	501	503	504	506	508	509	511	501
4	339.1	Other Plant & Misc. Equipment	0	0	0	0	0	0	0	0	0	0	0	0	0	0
5		SOURCE OF SUPPLY & PUMPING PLANT														
6	303.2	Land & Land Rights	0	0	0	0	0	0	0	0	0	0	0	0	0	0
7	304.2	Structures & Improvements	6,284	6,304	6,325	6,178	6,200	6,222	6,077	6,100	6,124	5,980	6,005	6,030	5,888	6,132
8	305.2	Collect. & Impound Reservoirs	0	0	0	0	0	0	0	0	0	0	0	0	0	0
9	306.2	Lake, River & Other Intakes	0	0	0	0	0	0	0	0	0	0	0	0	0	0
10	307.2	Wells & Springs	(2,006)	(1,999)	(1,992)	(1,985)	(1,978)	(1,971)	(1,964)	(1,957)	(1,950)	(1,943)	(1,936)	(1,929)	(1,922)	(1,964)
11	308.2	Infiltration Galleries & Tunnels	0	0	0	0	0	0	0	0	0	0	0	0	0	0
12	309.2	Supply Mains	1,308	1,314	1,319	1,324	1,330	1,335	1,340	1,345	1,351	1,356	1,361	1,367	1,372	1,340
13	310.2	Power Generation Equipment	0	0	0	0	0	0	0	0	0	0	0	0	0	0
14	311.2	Pumping Equipment	1,061	1,095	1,130	1,164	1,198	1,232	1,267	1,301	1,335	1,369	1,404	1,438	1,472	1,267
15	339.2	Other Plant & Misc. Equipment	(216)	(216)	(215)	(215)	(214)	(214)	(213)	(213)	(212)	(212)	(211)	(211)	(210)	(213)
16		WATER TREATMENT PLANT														
17	303.3	Land & Land Rights	0	0	0	0	0	0	0	0	0	0	0	0	0	0
18	304.3	Structures & Improvements	0	0	0	0	0	0	0	0	0	0	0	0	0	0
19	311.3	Pumping Equipment	0	0	0	0	0	0	0	0	0	0	0	0	0	0
20	320.3	Water Treatment Equipment	(1,967)	(1,943)	(1,918)	(1,894)	(1,870)	(1,846)	(1,822)	(1,798)	(1,773)	(1,749)	(1,725)	(1,701)	(1,677)	(1,822)
21	339.3	Other Plant & Misc. Equipment	0	0	0	0	0	0	0	0	0	0	0	0	0	0
22		TRANSMISSION & DISTRIBUTION PLANT														
23	303.4	Land & Land Rights	0	0	0	0	0	0	0	0	0	0	0	0	0	0
24	304.4	Structures & Improvements	0	0	0	0	0	0	0	0	0	0	0	0	0	0
25	311.4	Pumping Equipment	0	0	0	0	0	0	0	0	0	0	0	0	0	0
26	330.4	Distr Reservoirs & Standpipes	3,889	3,906	3,923	3,940	3,957	3,974	3,991	4,008	4,025	4,042	4,059	4,076	4,093	3,991
27	331.4	Transm. & Distribution Mains	9,632	9,692	9,752	9,745	9,805	9,866	9,860	9,922	9,984	9,979	10,042	10,105	10,101	9,884
28	333.4	Services	4,443	4,467	4,492	4,517	4,542	4,567	4,591	4,616	4,641	4,666	4,691	4,716	4,740	4,591
29	334.4	Meters & Meter Installations	(797)	(741)	(684)	(628)	(572)	(515)	(459)	(403)	(346)	(290)	(233)	(177)	(121)	(459)
30	335.4	Hydrants	0	0	0	0	0	0	0	0	0	0	0	0	0	0
31	336.4	Backflow Preventicn	0	0	0	0	0	0	0	0	0	0	0	0	0	0
32	339.4	Other Plant & Misc. Equipment	0	0	0	0	0	0	0	0	0	0	0	0	0	0
33		GENERAL PLANT														
34	303.5	Land & Land Rights	0	0	0	0	0	0	0	0	0	0	0	0	0	0
35	304.5	Structures & Improvements	0	0	0	0	0	0	0	0	0	0	0	0	0	0
36	340.5	Office Furniture & Equipment	0	0	0	0	0	0	0	0	0	0	0	0	0	0
37	340.51	Computer Equipment	209	245	283	322	362	404	447	490	535	580	627	674	722	454
38	341.5	Transportation Equipment	0	0	0	0	0	0	0	0	0	0	0	0	0	0
39	342.5	Stores Equipment	0	0	0	0	0	0	0	0	0	0	0	0	0	0
40	343.5	Tools, Shop & Garage Equipment	0	0	0	0	0	0	0	0	0	0	0	0	0	0
41	344.5	Laboratory Equipment	0	0	0	0	0	0	0	0	0	0	0	0	0	0
42	345.5	Power Operated Equipment	0	0	0	0	0	0	0	0	0	0	0	0	0	0
43	346.5	Communication Equipment	2,943	2,988	3,033	3,078	3,123	3,169	3,214	3,259	3,304	3,349	3,395	3,440	3,485	3,214
44	347.5	Miscellaneous Equipment	0	0	0	0	0	0	0	0	0	0	0	0	0	0
45	348.5	Other Tangible Plant	0	0	0	0	0	0	0	0	0	0	0	0	0	0
46		TOTAL	25,275	25,608	25,942	26,043	26,382	26,723	26,830	27,175	27,521	27,634	27,985	28,336	28,454	26,916
47		Subtotal Land & Land Rights	0	0	0	0	0	0	0	0	0	0	0	0	0	0

525

Schedule of Water Contributions in Aid of Construction by Classification- 2004								Florida Public Service Commission	
June through December CIAC Balances per Books- 2004									
Harmony Homes - Water		271	6462	=input field	FWS	Harmony Homes - Water		Schedule:	A-12
Docket No. 060368-WS		Explanation: Provide the CIAC Balances by month by Classification						Page:	2 of
Schedule Year Ended: 2004		beginning 6/30/04 (when the Florida Water Services properties were acquired by AQUA)						Preparer:	
Historic [x] or Projected []		through the year ended 12/31/04. While 2005 is the historical test year, balances							
		back to 6/30/04 are needed since adjustments to book balances are made beginning that date.							
Line	(1)	(2)	(3)	(4)	(5)	(6)	(7)	(8)	
No.	Description	06/30/04	07/31/04	08/31/04	09/30/04	10/31/04	11/30/04	12/31/04	
Cash CIAC:									
1	Water Treatment Equipment	0	0	0	0	0	0	0	
2	Meter Fees	0	0	0	0	0	0	0	
3	Main Extension Charge	0	0	0	0	0	0	0	
4	Service Installation Fees	0	0	0	0	0	0	0	
5	Total Cash CIAC	0	0	0	0	0	0	0	
Property CIAC:									
6	Dist Reservoirs & Standpipes	0	0	0	0	0	0	0	
7	T&D Mains	0	0	0	0	0	0	0	
8	Services	0	0	0	0	0	0	0	
9	Meters/Meter Installation	0	0	0	0	0	0	0	
10	Hydrants	0	0	0	0	0	0	0	
11	Total Property CIAC	0	0	0	0	0	0	0	
12	Total Water CIAC	0	0	0	0	0	0	0	

57

Schedule of Water Contributions in Aid of Construction By Classification

Test Year Average balance

Harmony Homes

Docket No. 060368-WS

Test Year Ending 12/31/05

Florida Public Service Commission

Schedule: A-12

Page: 2 of 5

Preparer: Robert M. Griffin

Explanation: Provide the **Per Books** monthly and average CIAC balances by classification. If a projected year is employed, provide breakdown for test year, base year and intermediate year also.

Line No.	(1) Description	(2) Prior Year 12/31/04	(3) Jan	(4) Feb	(5) Mar	(6) Apr	(7) May	(8) Jun	(9) Jul	(10) Aug	(11) Sep	(12) Oct	(13) Nov	(14) Test Year Enc Dec	(15) Average Balance
WATER															
Cash CIAC:															
1	Water Treatment Equipment	0	0	0	0	0	0	0	0	0	0	0	0	0	0
2	Meter Fees	0	0	0	0	0	0	0	0	0	0	0	0	0	0
3	Main Extension Charge	0	0	0	0	0	0	0	0	0	0	0	0	0	0
4	Service Installation Fees	0	0	0	0	0	0	0	0	0	0	0	0	0	0
5	Total Cash CIAC	0	0	0	0	0	0	0	0	0	0	0	0	0	0
Property CIAC:															
6	Dist Reservoirs & Standpipes	0	0	0	0	0	0	0	0	0	0	0	0	0	0
7	T&D Mains	0	0	0	0	0	0	0	0	0	0	0	0	0	0
8	Services	0	0	0	0	0	0	0	0	0	0	0	0	0	0
9	Meters/Meter Installation	0	0	0	0	0	0	0	0	0	0	0	0	0	0
10	Hydrants	0	0	0	0	0	0	0	0	0	0	0	0	0	0
11	Total Property CIAC	0	0	0	0	0	0	0	0	0	0	0	0	0	0
12	Total Water CIAC	0	0	0	0	0	0	0	0	0	0	0	0	0	0
SEWER															
Cash CIAC:															
13	Treatment & Disposal Equipment	NA	NA	NA	NA	NA	NA	NA	NA	NA	NA	NA	NA	NA	0
14	Other	NA	NA	NA	NA	NA	NA	NA	NA	NA	NA	NA	NA	NA	0
15	Main Extension Charge	NA	NA	NA	NA	NA	NA	NA	NA	NA	NA	NA	NA	NA	0
16	Service Installation Fees	NA	NA	NA	NA	NA	NA	NA	NA	NA	NA	NA	NA	NA	0
17	Total Cash CIAC	0	0	0	0	0	0	0	0	0	0	0	0	0	0
Property CIAC:															
18	Structures & Improvements	NA	NA	NA	NA	NA	NA	NA	NA	NA	NA	NA	NA	NA	0
19	Collection Sewers- Force	NA	NA	NA	NA	NA	NA	NA	NA	NA	NA	NA	NA	NA	0
20	Collection Sewers- Gravity	NA	NA	NA	NA	NA	NA	NA	NA	NA	NA	NA	NA	NA	0
21	Services to Customers	NA	NA	NA	NA	NA	NA	NA	NA	NA	NA	NA	NA	NA	0
22	Lift Stations	NA	NA	NA	NA	NA	NA	NA	NA	NA	NA	NA	NA	NA	0
23	Pumping Equipment	NA	NA	NA	NA	NA	NA	NA	NA	NA	NA	NA	NA	NA	0
24	Reuse Services	NA	NA	NA	NA	NA	NA	NA	NA	NA	NA	NA	NA	NA	0
25	Reuse Transmission & Dist Mains	NA	NA	NA	NA	NA	NA	NA	NA	NA	NA	NA	NA	NA	0
26	Other Plant Misc Equip	NA	NA	NA	NA	NA	NA	NA	NA	NA	NA	NA	NA	NA	0
27	Total Property CIAC	0	0	0	0	0	0	0	0	0	0	0	0	0	0
28	Total Sewer CIAC	0	0	0	0	0	0	0	0	0	0	0	0	0	0

Note: 2005 Per Book balances are zero since system's balances were aggregated at an Administrative Level pending the PSC Order regarding proper balances at 6/04 acquisition.

175

Schedule of Water Contributions in Aid of Construction by Classification- 2006							Florida Public Service Commission		
CIAC Balances per Books- 2006									
				input field					
Harmony Homes - Water		271	6462	FWS	Harmony Homes - Water		Schedule:	A-12	
Docket No. 060368-WS		Explanation: Provide the CIAC Balances by month by Classification					Page:	2 of	
Schedule Year Ended: 2006		for 2006					Preparer:		
Historic [x] or Projected [x]									
		(2)	(3)	(4)	(5)	(6)	(7)		
Line No.	Description	12/31/05	01/31/06	02/28/06	03/31/06	04/30/06	05/31/06		
Cash CIAC:							from Adj bal		
1	Water Treatment Equipment	0	0	0	0	0	5		
2	Meter Fees	0	0	0	0	0	493		
3	Main Extension Charge	0	0	0	0	0	0		
4	Service Installation Fees	0	0	0	0	0	0		
5	Total Cash CIAC	0	0	0	0	0	498		
Property CIAC:							from Adj bal		
6	Dist Reservoirs & Standpipes	0	0	0	0	0	0		
7	T&D Mains	0	0	0	0	0	0		
8	Services	0	0	0	0	0	0		
9	Meters/Meter Installation	0	0	0	0	0	0		
10	Hydrants	0	0	0	0	0	0		
11	Total Property CIAC	0	0	0	0	0	0		
12	Total Water CIAC	0	0	0	0	0	498		

55

55

**Schedule of Water and Sewer Contributions in Aid of Construction
Annual Balances Subsequent to Last Established Rate Base**

Florida Public Service Commission

**Harmony Homes
Docket No. 060368-WS**

Projected Test Year Ending 12/31/07

Schedule: A-11

Page: 2 of 2

Preparer: Robert M. Griffin

Explanation: Schedule A-11 continued

Line No.	(1) Description	(2) Water Year End Balance	(3) Sewer Year End Balance
The balances for this system begin June 30, 2004 in accordance with PSC Amendatory Order			
2000			
23	Additions		NA
24	Adjustments		NA
25	12/31/00 Balance		NA
2001			
26	Additions		NA
27	Adjustments		NA
28	12/31/01 Balance		NA
2002			
29	Additions		NA
30	Adjustments		NA
31	12/31/02 Balance		NA
2003			
32	Additions		NA
33	Adjustments		NA
34	06/30/04 Amend. Order Balance	498	NA
2004			
35	Additions	0	NA
36	Adjustments	0	NA
37	12/31/04 Balance	498	NA
2005			
38	Additions	0	NA
39	Adjustments	0	NA
40	12/31/05 Balance	498	NA
2006			
41	Additions	0	NA
42	Adjustments	0	NA
43	12/31/06 Balance	498	NA
2007			
44	Additions	0	NA
45	Adjustments	0	NA
46	12/31/07 Balance	498	NA

Supporting Schedules: A-12 (pp 2-5)

57

CONVERT AMENDATORY ORDER BALANCES									
Schedule of Water Contributions in Aid of Construction by Classification- 2004					Florida Public Service Commission				
CIAC Amendatory Order Balances as of 6/30/04									
Harmony Homes - Water Docket No. 060368-WS Schedule Year Ended: 2004 Historic [x] or Projected []					Schedule: A-12 Page: Preparer:				
Explanation: Calculate CIAC at 6/30/04 based on Nance's WIPs and Amendatory Order. Assign WIP amounts to CIAC Categories									
		Cronin Jackson 06/30/04		Amendatory Order Adjustment		Allocation to match Amendatory Order Total @ 6/30/04		Categories-lines 22 to 35 below	
	Cash CIAC:	H. LOOKUP							
1	Capacity Charges 271.1	0			0	Water Treatment Equipment			
2	Meter Fees	493			493	Meter Fees			
3	CIAC-1999 Acquisition	0			0	Water Treatment Equipment			
4	Unclaimed Refunds	5			5	Water Treatment Equipment			
5	Main Ext Charge	0			0	Main Extension Charge			
6	Serv Install Charge	0			0	Service Installation Charge			
7	Total Cash CIAC	498		0	498				
	Property CIAC 271.5:	271.5							
8	Dist Res & Standpipes	330.4			0	Dist Res & Standpipes			
9	T&D Mains	331.4			0	T&D Mains			
10	Services	333.4			0	Services			
11	Meter/Meter Installation	334.4			0	Meter/Meter Installation			
21	Hydrants	335.4			0	Hydrants			
22	Total Property CIAC	0		0	0				
23	Total Water CIAC	498		0	498				
						should be-->	498	<diff	
Explanation: Rearrange the Cronin Jackson Categories shown above into new Categories that combine certain data									
Line No.	Description					Amendatory Order Balances as Calculated			
	Cash CIAC:								
24	Water Treatment Equipment					5			
25	Meter Fees					493			
26	Main Extension Charge					0			
27	Service Installation Fees					0			
28	Total Cash CIAC					498			
	Property CIAC:								
29	Dist Res & Standpipes					0			
30	T&D Mains					0			
31	Services					0			
32	Meter/Meter Installation					0			
33	Hydrants					0			
34	Total Property CIAC					0			
35	Total Water CIAC					498	TRUE		

57

Schedule of Water Contributions in Aid of Construction by Classification- 2004

CIAC Amadatory Order Balances as of 6/30/04

Florida Public Service Commission

Harmony Homes - Water
 Docket No. 060368-WS
 Schedule Year Ended: 2004
 Historic or Projected

Explanation: Provide the CIAC Balances by month by Classification based on amounts in the PSC's Amadatory Order

Schedule: A-12
 Page: 5 of 8
 Preparer:

Line No.	(1) Description	(2) 06/30/04	(3) 07/31/04	(4) 08/31/04	(5) 09/30/04	(6) 10/31/04	(7) 11/30/04	(8) 12/31/04
Cash CIAC:								
1	Water Treatment Equipment	5	5	5	5	5	5	5
2	Meter Fees	493	493	493	493	493	493	493
3	Main Extension Charge	0	0	0	0	0	0	0
4	Service Installation Fees	0	0	0	0	0	0	0
5	Total Cash CIAC	498	498	498	498	498	498	498
Property CIAC:								
6	Dist Reservoirs & Standpipes	0	0	0	0	0	0	0
7	T&D Mains	0	0	0	0	0	0	0
8	Services	0	0	0	0	0	0	0
9	Meters/Meter Installation	0	0	0	0	0	0	0
10	Hydrants	0	0	0	0	0	0	0
11	Total Property CIAC	0	0	0	0	0	0	0
12	Total Water CIAC	498	498	498	498	498	498	498
TRUE								

58

55

b5

Line	No.	Description	July	Aug	Sep	Oct	Nov	Dec
(1)		Cash CIAC:						
		1 Capacity Charges 271.1	320	0	0	0	0	0
		2 Meter Fees	334	0	0	0	0	0
		3 CIAC-1989 Acquisition						
		4 Unclaimed Refunds						
		5 Main Ext Charge	331	0	0	0	0	0
		6 Serv Install Charge						
7		Total Cash CIAC	0	0	0	0	0	0
		Property CIAC 271.5:						
		8 Dist Fee & Standpipes						
		9 T&D Mains						
		10 Services						
		11 Meter/Meter Installation						
		21 Hydrants						
22		Total Property CIAC	0	0	0	0	0	0
23		Total Water CIAC	0	0	0	0	0	0

Schedule of Water Contributions in Aid of Construction by Classification-2004
 CIAC Additions -July through December 2004
 Harmony Homes - Water
 Docket No. 060368-WS
 Schedule Year Ended: 2004
 Historic [X] or Projected []
 Explanation: Provide a Schedule showing additions to CIAC during 2004 from the date of Acquisition. Use the same categories as are available for customers and that subsequently get converted to Annual Report (Cronin, Jackson) categories.

Schedule of Water Contributions in Aid of Construction by Classification - 2004 Adjustments to CIAC - July through December 2004								Florida Public Service Commission	
Harmony Homes - Water		=input field						Schedule:	A-12
Docket No. 060368-WS		Explanation: Provide Adjustments to CIAC Amendatory Order balances other than						Page:	8 of 8
Schedule Year Ended: 2004		changes resulting from CIAC Additions for 2004						Preparer:	
Historic <input checked="" type="checkbox"/> or Projected <input type="checkbox"/>									
Line No.	(1) Description	(2)	(3) July	(4) Aug	(5) Sep	(6) Oct	(7) Nov	(8) Dec	
Cash CIAC:									
1	Water Treatment Equipment								
2	Meter Fees								
3	Main Extension Charge								
4	Service Installation Fees								
5	Total Cash CIAC		0	0	0	0	0	0	
Property CIAC:									
6	Dist Reservoirs & Standpipes								
7	T&D Mains								
8	Services								
9	Meters/Meter Installation								
10	Hydrants								
11	Total Property CIAC		0	0	0	0	0	0	
12	Total Water CIAC		0	0	0	0	0	0	

69

Adjusted CIAC Balances- June through December 2004

Harmony Homes - Water
 Docket No. 060388-WS
 Schedule Year Ended: 2004
 Historic or Projected

Explanation: Provide Adjusted CIAC balances by account for the period beginning 6/30/04 when the Florida Water Services properties were acquired by AQUA, Inc. through the year ended 12/31/04. While 2005 is the historical test year, balances back to 6/30/04 are needed since adjustments to book balances are made beginning that date.

Schedule: A-12
 Page: 4 of 8
 Preparer:

	(1)	(2)	(3)	(4)	(5)	(6)	(7)	
Line No.	Description	06/30/04	07/31/04	08/31/04	09/30/04	10/31/04	11/30/04	12/31/04
Cash CIAC:								
1	Water Treatment Equipment	5	5	5	5	5	5	5
2	Meter Fees	493	493	493	493	493	493	493
3	Main Extension Charge	0	0	0	0	0	0	0
4	Service Installation Fees	0	0	0	0	0	0	0
5	Total Cash CIAC	498	498	498	498	498	498	498
Property CIAC:								
6	Dist Reservoirs & Standpipes	0	0	0	0	0	0	0
7	T&D Mains	0	0	0	0	0	0	0
8	Services	0	0	0	0	0	0	0
9	Meters/Meter Installation	0	0	0	0	0	0	0
10	Hydrants	0	0	0	0	0	0	0
11	Total Property CIAC	0	0	0	0	0	0	0
12	Total Water CIAC	498	498	498	498	498	498	498
								TRUE

619

Schedule of Water Contributions in Aid of Construction by Classification- 2005														Florida Public Service Commission		
CIAC Additions - 2005														Schedule: A-12		
Harmony Homes - Water														Page: 6 of 8		
Docket No. 060368-WS														Preparer:		
Schedule Year Ended: 2005																
Historic [x] or Projected []																
Explanation: Provide a Schedule showing additions to CIAC during 2005																
Line No.	Description	(1)	(2)	(3)	(4)	(5)	(6)	(7)	(8)	(9)	(10)	(11)	(12)	(13)	(14)	
		Jan	Feb	Mar	Apr	May	Jun	Jul	Aug	Sep	Oct	Nov	Dec	Total	2005	
	Cash CIAC:	CIAC acct														
1	Water Treatment Equipment	320	0	0	0	0	0	0	0	0	0	0	0	0	0	0
2	Meter Fees	334	0	0	0	0	0	0	0	0	0	0	0	0	0	0
3	Main Extension Charge	331	0	0	0	0	0	0	0	0	0	0	0	0	0	0
4	Service Installation Fees	333	0	0	0	0	0	0	0	0	0	0	0	0	0	0
5	Total Cash CIAC		0	0	0	0	0	0	0	0	0	0	0	0	0	0
	Property CIAC:															
6	Dist Reservoirs & Standpipes															0
7	T&D Mains															0
8	Services															0
9	Meters/Meter Installation															0
10	Hydrants															0
11	Total Property CIAC		0	0	0	0	0	0	0	0	0	0	0	0	0	0
12	Total Water CIAC		0	0	0	0	0	0	0	0	0	0	0	0	0	0
Schedule of Water Contributions in Aid of Construction by Classification- 2005														Florida Public Service Commission		
Adjustments to CIAC-2005														Schedule: A-12		
Harmony Homes - Water														Page: 8 of 8		
Docket No. 060368-WS														Preparer:		
Schedule Year Ended: 2005																
Historic [x] or Projected []																
Explanation: Provide Adjustments to CIAC Amendatory Order balances other than changes resulting from CIAC Additions for 2005																
Line No.	Description	(1)	(2)	(3)	(4)	(5)	(6)	(7)	(8)	(9)	(10)	(11)	(12)	(13)	(14)	
		Jan	Feb	Mar	Apr	May	Jun	Jul	Aug	Sep	Oct	Nov	Dec	Total	2005	
	Cash CIAC:															
1	Water Treatment Equipment															0
2	Meter Fees															0
3	Main Extension Charge															0
4	Service Installation Fees															0
5	Total Cash CIAC		0	0	0	0	0	0	0	0	0	0	0	0	0	0
	Property CIAC:															
6	Dist Reservoirs & Standpipes															0
7	T&D Mains															0
8	Services															0
9	Meters/Meter Installation															0
10	Hydrants															0
11	Total Property CIAC		0	0	0	0	0	0	0	0	0	0	0	0	0	0
12	Total Water CIAC		0	0	0	0	0	0	0	0	0	0	0	0	0	0

these rows are
extracted from the
FWS456CIAC tab

62

Line No.	Description	Schedule of Water Contributions in Aid of Construction by Classification - 2005												Florida Public Service Commission	
		(2)	(3)	(4)	(5)	(6)	(7)	(8)	(9)	(10)	(11)	(12)	(13)		(14)
		12/31/04	01/31/05	02/29/05	03/31/05	04/30/05	05/31/05	06/30/05	07/31/05	08/31/05	09/30/05	10/31/05	11/30/05	Test Year End 12/31/05	Average Balance
Adjusted CIAC Balances: 2005															
Harmony Homes - Water Docket No. 060368-WS Schedule Year Ended: 2005 Historic [X] or Projected []															
Explanation: Provide Adjusted CIAC balances by account for 2005															
1	Cash CIAC:	498	498	498	498	498	498	498	498	498	498	498	498	498	498
2	Water Treatment Equipment	5	5	5	5	5	5	5	5	5	5	5	5	5	5
3	Meter Fees	493	493	493	493	493	493	493	493	493	493	493	493	493	493
4	Main Extension Charge	0	0	0	0	0	0	0	0	0	0	0	0	0	0
5	Service Installation Fees	0	0	0	0	0	0	0	0	0	0	0	0	0	0
6	Total Cash CIAC	498	498	498	498	498	498	498	498	498	498	498	498	498	498
7	Property CIAC:	0	0	0	0	0	0	0	0	0	0	0	0	0	0
8	Dist Reservoirs & Standpipes	0	0	0	0	0	0	0	0	0	0	0	0	0	0
9	T&D Mains	0	0	0	0	0	0	0	0	0	0	0	0	0	0
10	Meters/Meter Installation	0	0	0	0	0	0	0	0	0	0	0	0	0	0
11	Hydrants	0	0	0	0	0	0	0	0	0	0	0	0	0	0
12	Total Property CIAC	0	0	0	0	0	0	0	0	0	0	0	0	0	0
13	Total Water CIAC	498	498	498	498	498	498	498	498	498	498	498	498	498	498
														TRUE	

63a

Schedule of Water Contributions in Aid of Construction By Classification

Florida Public Service Commission

Test Year Average balance

Harmony Homes

Docket No. 060368-WS

Test Year Ending 12/31/05

Schedule: A-12

Page: 3 of 5

Preparer: Robert M. Griffin

Explanation: Provide the **Adjusted** monthly and average CIAC balances by classification. If a projected year is employed, provide breakdown for test year, base year and intermediate year also.

Line No.	(1) Description	(2) Prior Year 12/31/04	(3) Jan	(4) Feb	(5) Mar	(6) Apr	(7) May	(8) Jun	(9) Jul	(10) Aug	(11) Sep	(12) Oct	(13) Nov	(14) Test Year Enc Dec	(15) Average Balance
WATER															
Cash CIAC:															
1	Water Treatment Equipment	5	5	5	5	5	5	5	5	5	5	5	5	5	5
2	Meter Fees	493	493	493	493	493	493	493	493	493	493	493	493	493	493
3	Main Extension Charge	0	0	0	0	0	0	0	0	0	0	0	0	0	0
4	Service Installation Fees	0	0	0	0	0	0	0	0	0	0	0	0	0	0
5	Total Cash CIAC	498	498	498	498	498	498	498	498	498	498	498	498	498	498
Property CIAC:															
6	Dist Reservoirs & Standpipes	0	0	0	0	0	0	0	0	0	0	0	0	0	0
7	T&D Mains	0	0	0	0	0	0	0	0	0	0	0	0	0	0
8	Services	0	0	0	0	0	0	0	0	0	0	0	0	0	0
9	Meters/Meter Installation	0	0	0	0	0	0	0	0	0	0	0	0	0	0
10	Hydrants	0	0	0	0	0	0	0	0	0	0	0	0	0	0
11	Total Property CIAC	0	0	0	0	0	0	0	0	0	0	0	0	0	0
12	Total Water CIAC	498	498	498	498	498	498	498	498	498	498	498	498	498	498
SEWER															
Cash CIAC:															
13	Treatment & Disposal Equipment	NA	NA	NA	NA	NA	NA	NA	NA	NA	NA	NA	NA	NA	0
14	Other	NA	NA	NA	NA	NA	NA	NA	NA	NA	NA	NA	NA	NA	0
15	Main Extension Charge	NA	NA	NA	NA	NA	NA	NA	NA	NA	NA	NA	NA	NA	0
16	Service Installation Fees	NA	NA	NA	NA	NA	NA	NA	NA	NA	NA	NA	NA	NA	0
17	Total Cash CIAC	0	0	0	0	0	0	0	0	0	0	0	0	0	0
Property CIAC:															
18	Structures & Improvements	NA	NA	NA	NA	NA	NA	NA	NA	NA	NA	NA	NA	NA	0
19	Collection Sewers- Force	NA	NA	NA	NA	NA	NA	NA	NA	NA	NA	NA	NA	NA	0
20	Collection Sewers- Gravity	NA	NA	NA	NA	NA	NA	NA	NA	NA	NA	NA	NA	NA	0
21	Services to Customers	NA	NA	NA	NA	NA	NA	NA	NA	NA	NA	NA	NA	NA	0
22	Lift Stations	NA	NA	NA	NA	NA	NA	NA	NA	NA	NA	NA	NA	NA	0
23	Pumping Equipment	NA	NA	NA	NA	NA	NA	NA	NA	NA	NA	NA	NA	NA	0
24	Reuse Services	NA	NA	NA	NA	NA	NA	NA	NA	NA	NA	NA	NA	NA	0
25	Reuse Transmission & Dist Mains	NA	NA	NA	NA	NA	NA	NA	NA	NA	NA	NA	NA	NA	0
26	Other Plant Misc Equip	NA	NA	NA	NA	NA	NA	NA	NA	NA	NA	NA	NA	NA	0
27	Total Property CIAC	0	0	0	0	0	0	0	0	0	0	0	0	0	0
28	Total Sewer CIAC	0	0	0	0	0	0	0	0	0	0	0	0	0	0

637

Schedule of Water Contributions in Aid of Construction by Classification- 2006														Florida Public Service Commission			
CIAC Additions - 2006														Schedule: A-12			
Harmony Homes - Water														Page: 6 of 8			
Docket No. 060368-WS														Preparer:			
Schedule Year Ended: 2006																	
Historic [x] or Projected [x]																	
Explanation: Provide a Schedule showing additions to CIAC during 2006																	
Line No.	Description	(1)	(2)	(3)	(4)	(5)	(6)	(7)	(8)	(9)	(10)	(11)	(12)	(13)	(14)		
		Jan	Feb	Mar	Apr	May	Jun	Jul	Aug	Sep	Oct	Nov	Dec	Total	2006		
Cash CIAC:		CIAC acct															
1	Water Treatment Equipment	320	0	0	0	0	0	0	0	0	0	0	0	0	0	0	these rows are extracted from the FWS456CIAC tab
2	Meter Fees	334	0	0	0	0	0	0	0	0	0	0	0	0	0	0	
3	Main Extension Charge	331	0	0	0	0	0	0	0	0	0	0	0	0	0	0	
4	Service Installation Fees	333	0	0	0	0	0	0	0	0	0	0	0	0	0	0	
5	Total Cash CIAC		0	0	0	0	0	0	0	0	0	0	0	0	0	0	
Property CIAC:																	
6	Dist Reservoirs & Standpipes															0	
7	T&D Mains															0	
8	Services															0	
9	Meters/Meter Installation															0	
10	Hydrants															0	
11	Total Property CIAC		0	0	0	0	0	0	0	0	0	0	0	0	0	0	
12	Total Water CIAC		0	0	0	0	0	0	0	0	0	0	0	0	0	0	
Schedule of Water Contributions in Aid of Construction by Classification- 2006														Florida Public Service Commission			
Adjustments to CIAC-2006														Schedule: A-12			
Harmony Homes - Water														Page: 8 of 8			
Docket No. 060368-WS														Preparer:			
Schedule Year Ended: 2006																	
Historic [x] or Projected [x]																	
Explanation: Provide Adjustments to CIAC Amendatory Order balances other than changes resulting from CIAC Additions for 2006																	
Line No.	AccountName	(1)	(2)	(3)	(4)	(5)	(6)	(7)	(8)	(9)	(10)	(11)	(12)	(13)	(14)		
		Jan	Feb	Mar	Apr	May	Jun	Jul	Aug	Sep	Oct	Nov	Dec	Total	2006		
Cash CIAC:																	
1	Water Treatment Equipment															0	
2	Meter Fees															0	
3	Main Extension Charge															0	
4	Service Installation Fees															0	
5	Total Cash CIAC		0	0	0	0	0	0	0	0	0	0	0	0	0	0	
Property CIAC:																	
6	Dist Reservoirs & Standpipes															0	
7	T&D Mains															0	
8	Services															0	
9	Meters/Meter Installation															0	
10	Hydrants															0	
11	Total Property CIAC		0	0	0	0	0	0	0	0	0	0	0	0	0	0	
12	Total Water CIAC		0	0	0	0	0	0	0	0	0	0	0	0	0	0	

64

55a

Line No.	Description	12/31/05	01/31/06	02/28/06	03/31/06	04/30/06	05/31/06	06/30/06	07/31/06	08/31/06	09/30/06	10/31/06	11/30/06	12/31/06	Average Balance
1	Water Treatment Equipment	5	5	5	5	5	5	5	5	5	5	5	5	5	(15)
2	Meter Fees	493	493	493	493	493	493	493	493	493	493	493	493	493	(14)
3	Main Extension Charge	0	0	0	0	0	0	0	0	0	0	0	0	0	(13)
4	Service Installation Fees	0	0	0	0	0	0	0	0	0	0	0	0	0	(12)
5	Total Cash CIAC	498	498	498	498	498	498	498	498	498	498	498	498	498	(11)
6	Dist Reservoirs & Standpipes	0	0	0	0	0	0	0	0	0	0	0	0	0	(10)
7	T&D Mains	0	0	0	0	0	0	0	0	0	0	0	0	0	(9)
8	Services	0	0	0	0	0	0	0	0	0	0	0	0	0	(8)
9	Meters/Meter Installation	0	0	0	0	0	0	0	0	0	0	0	0	0	(7)
10	Hydrants	0	0	0	0	0	0	0	0	0	0	0	0	0	(6)
11	Total Property CIAC	0	0	0	0	0	0	0	0	0	0	0	0	0	(5)
12	Total Water CIAC	498	498	498	498	498	498	498	498	498	498	498	498	498	(4)

Historic [x] or Projected [x]

Schedule Year Ended: 2006

Explanation: Provide Adjusted CIAC Balances by account for 2006

Docket No. 060368-WS

Harmony Homes - Water

Adjusted CIAC Balances- 2006

Schedule of Water Contributions in Aid of Construction by Classification- 2006

Florida Public Service Commission

Schedule: A-12

Page: 4 of 8

Prepared:

Schedule of Water Contributions in Aid of Construction By Classification

Florida Public Service Commission

Test Year Average balance

Harmony Homes

Docket No. 060368-WS

Test Year Ending 12/31/06

Schedule: A-12

Page: 4 of 5

Preparer: Robert M Griffin

Explanation: Provide the Adjusted monthly and average CIAC balances by classification. If a projected year is employed, provide breakdown for test year, base year and intermediate year also.

Line No.	(1) Description	(2) Prior Year 12/31/05	(3) Jan	(4) Feb	(5) Mar	(6) Apr	(7) May	(8) Jun	(9) Jul	(10) Aug	(11) Sep	(12) Oct	(13) Nov	(14) Test Year Enc Dec	(15) Average Balance
WATER															
Cash CIAC:															
1	Water Treatment Equipment	5	5	5	5	5	5	5	5	5	5	5	5	5	5
2	Meter Fees	493	493	493	493	493	493	493	493	493	493	493	493	493	493
3	Main Extension Charge	0	0	0	0	0	0	0	0	0	0	0	0	0	0
4	Service Installation Fees	0	0	0	0	0	0	0	0	0	0	0	0	0	0
5	Total Cash CIAC	498	498	498	498	498	498	498	498	498	498	498	498	498	498
Property CIAC:															
6	Dist Reservoirs & Standpipes	0	0	0	0	0	0	0	0	0	0	0	0	0	0
7	T&D Mains	0	0	0	0	0	0	0	0	0	0	0	0	0	0
8	Services	0	0	0	0	0	0	0	0	0	0	0	0	0	0
9	Meters/Meter Installation	0	0	0	0	0	0	0	0	0	0	0	0	0	0
10	Hydrants	0	0	0	0	0	0	0	0	0	0	0	0	0	0
11	Total Property CIAC	0	0	0	0	0	0	0	0	0	0	0	0	0	0
12	Total Water CIAC	498	498	498	498	498	498	498	498	498	498	498	498	498	498
SEWER															
Cash CIAC:															
13	Treatment & Disposal Equipment	NA	NA	NA	NA	NA	NA	NA	NA	NA	NA	NA	NA	NA	0
14	Other	NA	NA	NA	NA	NA	NA	NA	NA	NA	NA	NA	NA	NA	0
15	Main Extension Charge	NA	NA	NA	NA	NA	NA	NA	NA	NA	NA	NA	NA	NA	0
16	Service Installation Fees	NA	NA	NA	NA	NA	NA	NA	NA	NA	NA	NA	NA	NA	0
17	Total Cash CIAC	0	0	0	0	0	0	0	0	0	0	0	0	0	0
Property CIAC:															
18	Structures & Improvements	NA	NA	NA	NA	NA	NA	NA	NA	NA	NA	NA	NA	NA	0
19	Collection Sewers- Force	NA	NA	NA	NA	NA	NA	NA	NA	NA	NA	NA	NA	NA	0
20	Collection Sewers- Gravity	NA	NA	NA	NA	NA	NA	NA	NA	NA	NA	NA	NA	NA	0
21	Services to Customers	NA	NA	NA	NA	NA	NA	NA	NA	NA	NA	NA	NA	NA	0
22	Lift Stations	NA	NA	NA	NA	NA	NA	NA	NA	NA	NA	NA	NA	NA	0
23	Pumping Equipment	NA	NA	NA	NA	NA	NA	NA	NA	NA	NA	NA	NA	NA	0
24	Reuse Services	NA	NA	NA	NA	NA	NA	NA	NA	NA	NA	NA	NA	NA	0
25	Reuse Transmission & Dist Mains	NA	NA	NA	NA	NA	NA	NA	NA	NA	NA	NA	NA	NA	0
26	Other Plant Misc Equip	NA	NA	NA	NA	NA	NA	NA	NA	NA	NA	NA	NA	NA	0
27	Total Property CIAC	0	0	0	0	0	0	0	0	0	0	0	0	0	0
28	Total Sewer CIAC	0	0	0	0	0	0	0	0	0	0	0	0	0	0

654

Schedule of Water Contributions in Aid of Construction by Classification- 2007														Florida Public Service Commission		
CIAC Additions - 2007														Schedule: A-12		
Harmony Homes - Water														Page: 6 of 8		
Docket No. 060368-WS														Preparer:		
Explanation: Provide a Schedule showing additions to CIAC during 2007																
Schedule Year Ended: 2007																
Historic [] or Projected [X]																
Line No.	Description	(1)	(2)	(3)	(4)	(5)	(6)	(7)	(8)	(9)	(10)	(11)	(12)	(13)	(14)	
		Jan	Feb	Mar	Apr	May	Jun	Jul	Aug	Sep	Oct	Nov	Dec	Total		
Cash CIAC:		CIAC acct														
1	Water Treatment Equipment	320													0	
2	Meter Fees	334													0	
3	Main Extension Charge	331													0	
4	Service Installation Fees	333													0	
5	Total Cash CIAC	0	0	0	0	0	0	0	0	0	0	0	0	0	0	
Property CIAC:																
6	Dist Reservoirs & Standpipes													0		
7	T&D Mains													0		
8	Services													0		
9	Meters/Meter Installation													0		
10	Hydrants													0		
11	Total Property CIAC	0	0	0	0	0	0	0	0	0	0	0	0	0	0	
12	Total Water CIAC	0	0	0	0	0	0	0	0	0	0	0	0	0	0	

Schedule of Water Contributions in Aid of Construction by Classification- 2007														Florida Public Service Commission		
Adjustments to CIAC-2007														Schedule: A-12		
Harmony Homes - Water														Page: 8 of 8		
Docket No. 060368-WS														Preparer:		
Explanation: Provide Adjustments to CIAC Amendatory Order balances other than changes resulting from CIAC Additions for 2007																
Schedule Year Ended: 2007																
Historic [] or Projected [X]																
Line No.	Description	(1)	(2)	(3)	(4)	(5)	(6)	(7)	(8)	(9)	(10)	(11)	(12)	(13)	(14)	
		Jan	Feb	Mar	Apr	May	Jun	Jul	Aug	Sep	Oct	Nov	Dec	Total		
Cash CIAC:																
1	Water Treatment Equipment													0		
2	Meter Fees													0		
3	Main Extension Charge													0		
4	Service Installation Fees													0		
5	Total Cash CIAC	0	0	0	0	0	0	0	0	0	0	0	0	0	0	
Property CIAC:																
6	Dist Reservoirs & Standpipes													0		
7	T&D Mains													0		
8	Services													0		
9	Meters/Meter Installation													0		
10	Hydrants													0		
11	Total Property CIAC	0	0	0	0	0	0	0	0	0	0	0	0	0	0	
12	Total Water CIAC	0	0	0	0	0	0	0	0	0	0	0	0	0	0	

66

Schedule of Water Contributions in Aid of Construction by Classification- 2007													Florida Public Service Commission		
Adjusted CIAC Balances- 2007													Schedule: A-12		
Harmony Homes - Water													Page: 4 of 8		
Docket No. 060368-WS													Preparer:		
Schedule Year Ended: 2007															
Historic [] or Projected [X]															
Explanation: Provide Adjusted CIAC balances by account for 2007															
Line No.	Description	(2) 12/31/06	(3) 01/31/07	(4) 02/28/07	(5) 03/31/07	(6) 04/30/07	(7) 05/31/07	(8) 06/30/07	(9) 07/31/07	(10) 08/31/07	(11) 09/30/07	(12) 10/31/07	(13) 11/30/07	(14) 12/31/07	(15) Average Balance
Cash CIAC:															
1	Water Treatment Equipment	5	5	5	5	5	5	5	5	5	5	5	5	5	5
2	Meter Fees	493	493	493	493	493	493	493	493	493	493	493	493	493	493
3	Main Extension Charge	0	0	0	0	0	0	0	0	0	0	0	0	0	0
4	Service Installation Fees	0	0	0	0	0	0	0	0	0	0	0	0	0	0
5	Total Cash CIAC	498	498	498	498	498	498	498	498	498	498	498	498	498	498
Property CIAC:															
6	Dist Reservoirs & Standpipes	0	0	0	0	0	0	0	0	0	0	0	0	0	0
7	T&D Mains	0	0	0	0	0	0	0	0	0	0	0	0	0	0
8	Services	0	0	0	0	0	0	0	0	0	0	0	0	0	0
9	Meters/Meter Installation	0	0	0	0	0	0	0	0	0	0	0	0	0	0
10	Hydrants	0	0	0	0	0	0	0	0	0	0	0	0	0	0
11	Total Property CIAC	0	0	0	0	0	0	0	0	0	0	0	0	0	0
12	Total Water CIAC	498	498	498	498	498	498	498	498	498	498	498	498	498	498
													4 yr	TRUE	
														FALSE	

67a

Schedule of Water Contributions in Aid of Construction By Classification

Florida Public Service Commission

Test Year Average balance

Harmony Homes

Docket No. 060368-WS

Test Year Ending 12/31/07

Schedule: A-12

Page: 5 of 5

Preparer: Robert M. Griffin

Explanation: Provide the Adjusted monthly and average CIAC balances by classification. If a projected year is employed, provide breakdown for test year, base year and intermediate year also.

Line No.	(1) Description	(2) Prior Year 12/31/06	(3) Jan	(4) Feb	(5) Mar	(6) Apr	(7) May	(8) Jun	(9) Jul	(10) Aug	(11) Sep	(12) Oct	(13) Nov	(14) Test Year Enc Dec	(15) Average Balance
WATER															
Cash CIAC:															
1	Water Treatment Equipment	5	5	5	5	5	5	5	5	5	5	5	5	5	5
2	Meter Fees	493	493	493	493	493	493	493	493	493	493	493	493	493	493
3	Main Extension Charge	0	0	0	0	0	0	0	0	0	0	0	0	0	0
4	Service Installation Fees	0	0	0	0	0	0	0	0	0	0	0	0	0	0
5	Total Cash CIAC	498	498	498	498	498	498	498	498	498	498	498	498	498	498
Property CIAC:															
6	Dist Reservoirs & Standpipes	0	0	0	0	0	0	0	0	0	0	0	0	0	0
7	T&D Mains	0	0	0	0	0	0	0	0	0	0	0	0	0	0
8	Services	0	0	0	0	0	0	0	0	0	0	0	0	0	0
9	Meters/Meter Installation	0	0	0	0	0	0	0	0	0	0	0	0	0	0
10	Hydrants	0	0	0	0	0	0	0	0	0	0	0	0	0	0
11	Total Property CIAC	0	0	0	0	0	0	0	0	0	0	0	0	0	0
12	Total Water CIAC	498	498	498	498	498	498	498	498	498	498	498	498	498	498
SEWER															
Cash CIAC:															
13	Treatment & Disposal Equipment	NA	NA	NA	NA	NA	NA	NA	NA	NA	NA	NA	NA	NA	0
14	Other	NA	NA	NA	NA	NA	NA	NA	NA	NA	NA	NA	NA	NA	0
15	Main Extension Charge	NA	NA	NA	NA	NA	NA	NA	NA	NA	NA	NA	NA	NA	0
16	Service Installation Fees	NA	NA	NA	NA	NA	NA	NA	NA	NA	NA	NA	NA	NA	0
17	Total Cash CIAC	0	0	0	0	0	0	0	0	0	0	0	0	0	0
Property CIAC:															
18	Structures & Improvements	NA	NA	NA	NA	NA	NA	NA	NA	NA	NA	NA	NA	NA	0
19	Collection Sewers- Force	NA	NA	NA	NA	NA	NA	NA	NA	NA	NA	NA	NA	NA	0
20	Collection Sewers- Gravity	NA	NA	NA	NA	NA	NA	NA	NA	NA	NA	NA	NA	NA	0
21	Services to Customers	NA	NA	NA	NA	NA	NA	NA	NA	NA	NA	NA	NA	NA	0
22	Lift Stations	NA	NA	NA	NA	NA	NA	NA	NA	NA	NA	NA	NA	NA	0
23	Pumping Equipment	NA	NA	NA	NA	NA	NA	NA	NA	NA	NA	NA	NA	NA	0
24	Reuse Services	NA	NA	NA	NA	NA	NA	NA	NA	NA	NA	NA	NA	NA	0
25	Reuse Transmission & Dist Mains	NA	NA	NA	NA	NA	NA	NA	NA	NA	NA	NA	NA	NA	0
26	Other Plant Misc Equip	NA	NA	NA	NA	NA	NA	NA	NA	NA	NA	NA	NA	NA	0
27	Total Property CIAC	0	0	0	0	0	0	0	0	0	0	0	0	0	0
28	Total Sewer CIAC	0	0	0	0	0	0	0	0	0	0	0	0	0	0

676

Schedule of Water Amortization of CIAC by Classification- 2004								Florida Public Service Commission	
June through December Accum Amort CIAC Balances per Books- 2004									
Harmony Homes - Water		272	6462	FWS	Harmony Homes - Water			Schedule: A-14	
Docket No. 060368-WS		Explanation: Provide the Amort of CIAC Balances per books by month by Classification beginning 6/30/04 (when the Florida Water Services properties were acquired by AQUA) through the year ended 12/31/04. While 2005 is the historical test year, balances back to 6/30/04 are needed since adjustments to book balances are made beginning that date.						Page: 2 of 2	
Schedule Year Ended: 2004									
Historic [x] or Projected []									
(1)	(2)	(3)	(4)	(5)	(6)	(7)	(8)		
Line No.	Description	06/30/04	07/31/04	08/31/04	09/30/04	10/31/04	11/30/04	12/31/04	
Cash CIAC:									
1	Water Treatment Equipment	0	0	0	0	0	0	0	
2	Meter Fees	0	0	0	0	0	0	0	
3	Main Extension Charge	0	0	0	0	0	0	0	
4	Service Installation Fees	0	0	0	0	0	0	0	
5	Total Cash CIAC	0	0	0	0	0	0	0	
Property CIAC:									
6	Dist Reservoirs & Standpipes	0	0	0	0	0	0	0	
7	T&D Mains	0	0	0	0	0	0	0	
8	Services	0	0	0	0	0	0	0	
9	Meters/Meter Installation	0	0	0	0	0	0	0	
10	Hydrants	0	0	0	0	0	0	0	
11	Total Property CIAC	0	0	0	0	0	0	0	
12	Total Water CIAC	0	0	0	0	0	0	0	

69

Schedule of Water Amortization of CIAC by Classification- 2005													Florida Public Service Commission		
Accum Amort CIAC Balances per Books- 2005															
Harmony Homes - Water		272	6462	FWS	Harmony Homes - Water								Schedule: A-14		
Docket No. 060368-W/S		Explanation: Provide the Amort of CIAC Balances per books by month by Classification											Page: 2 of 2		
Schedule Year Ended: 2005		for the year ended 12/31/05.											Preparer:		
Historic <input checked="" type="checkbox"/> or Projected <input type="checkbox"/>															
Line No.	Description	(2) 12/31/04	(3) 01/31/05	(4) 02/28/05	(5) 03/31/05	(6) 04/30/05	(7) 05/31/05	(8) 06/30/05	(9) 07/31/05	(10) 08/31/05	(11) 09/30/05	(12) 10/31/05	(13) 11/30/05	(14) Test Year End 12/31/05	(15) Average Balance
Cash CIAC:															
1	Water Treatment Equipment	0	0	0	0	0	0	0	0	0	0	0	0	0	0
2	Meter Fees	0	0	0	0	0	0	0	0	0	0	0	0	0	0
3	Main Extension Charge	0	0	0	0	0	0	0	0	0	0	0	0	0	0
4	Service Installation Fees	0	0	0	0	0	0	0	0	0	0	0	0	0	0
5	Total Cash CIAC	0	0	0	0	0	0	0	0	0	0	0	0	0	0
Property CIAC:															
6	Dist Reservoirs & Standpipes	0	0	0	0	0	0	0	0	0	0	0	0	0	0
7	T&D Mains	0	0	0	0	0	0	0	0	0	0	0	0	0	0
8	Services	0	0	0	0	0	0	0	0	0	0	0	0	0	0
9	Meters/Meter Installation	0	0	0	0	0	0	0	0	0	0	0	0	0	0
10	Hydrants	0	0	0	0	0	0	0	0	0	0	0	0	0	0
11	Total Property CIAC	0	0	0	0	0	0	0	0	0	0	0	0	0	0
12	Total Water CIAC	0	0	0	0	0	0	0	0	0	0	0	0	0	0

69a

Schedule of Accumulated Amortization of CIAC by Classification
 Test Year Average Balance
Harmony Homes
 Docket No. 060368-WS
 Test Year Ending 12/31/05

Florida Public Service Commission
 Schedule: A-14
 Page: 2 of 5
 Preparer: Robert M. Griffin

Explanation: Provide the Per Books monthly and average Accumulated Amortization of CIAC balances by classification. If a projected year is employed, provide breakdown for test year, base year and intermediate year also.

Line No.	(1) Description	(2) Prior Year 12/31/04	(3) Jan	(4) Feb	(5) Mar	(6) Apr	(7) May	(8) Jun	(9) Jul	(10) Aug	(11) Sep	(12) Oct	(13) Nov	(14) Test Year End Dec	(15) Average Balance
WATER															
Cash															
1	Water Treatment Equipment	0	0	0	0	0	0	0	0	0	0	0	0	0	0
2	Meter Fees	0	0	0	0	0	0	0	0	0	0	0	0	0	0
3	Main Extension Charge	0	0	0	0	0	0	0	0	0	0	0	0	0	0
4	Service Installation Fees	0	0	0	0	0	0	0	0	0	0	0	0	0	0
5	Total Cash	0	0	0	0	0	0	0	0	0	0	0	0	0	0
Property															
6	Dist Reservoirs & Standpipes	0	0	0	0	0	0	0	0	0	0	0	0	0	0
7	T&D Mains	0	0	0	0	0	0	0	0	0	0	0	0	0	0
8	Services	0	0	0	0	0	0	0	0	0	0	0	0	0	0
9	Meters/Meter Installation	0	0	0	0	0	0	0	0	0	0	0	0	0	0
10	Hydrants	0	0	0	0	0	0	0	0	0	0	0	0	0	0
11	Total Property	0	0	0	0	0	0	0	0	0	0	0	0	0	0
12	Total Water	0	0	0	0	0	0	0	0	0	0	0	0	0	0
SEWER															
Cash															
13	Treatment & Disposal Equipment	NA	NA	NA	NA	NA	NA	NA	NA	NA	NA	NA	NA	NA	0
14	Other	NA	NA	NA	NA	NA	NA	NA	NA	NA	NA	NA	NA	NA	0
15	Main Extension Charge	NA	NA	NA	NA	NA	NA	NA	NA	NA	NA	NA	NA	NA	0
16	Service Installation Fees	NA	NA	NA	NA	NA	NA	NA	NA	NA	NA	NA	NA	NA	0
17	Total Cash	0	0	0	0	0	0	0	0	0	0	0	0	0	0
Property															
18	Structures & Improvements	NA	NA	NA	NA	NA	NA	NA	NA	NA	NA	NA	NA	NA	0
19	Collection Sewers- Force	NA	NA	NA	NA	NA	NA	NA	NA	NA	NA	NA	NA	NA	0
20	Collection Sewers- Gravity	NA	NA	NA	NA	NA	NA	NA	NA	NA	NA	NA	NA	NA	0
21	Services to Customers	NA	NA	NA	NA	NA	NA	NA	NA	NA	NA	NA	NA	NA	0
22	Lift Stations	NA	NA	NA	NA	NA	NA	NA	NA	NA	NA	NA	NA	NA	0
23	Pumping Equipment	NA	NA	NA	NA	NA	NA	NA	NA	NA	NA	NA	NA	NA	0
24	Reuse Services	NA	NA	NA	NA	NA	NA	NA	NA	NA	NA	NA	NA	NA	0
25	Reuse Transmission & Dist Mains	NA	NA	NA	NA	NA	NA	NA	NA	NA	NA	NA	NA	NA	0
26	Other Plant Misc Equip	NA	NA	NA	NA	NA	NA	NA	NA	NA	NA	NA	NA	NA	0
27	Total Property	0	0	0	0	0	0	0	0	0	0	0	0	0	0
28	Total Sewer	0	0	0	0	0	0	0	0	0	0	0	0	0	0

Note: 2005 Per Book balances are zero since system's balances were aggregated at an Administrative Level pending the PSC Order regarding proper balances at 6/04 acquisition.

169

Schedule of Water Amortization of CIAC by Classification - 2006		=input field		Florida Public Service Commission			
Harmony Homes - Water		6462 FWS		Schedule: A-14			
Docket No. 060368-WS		272		Page: 2 of 2			
Schedule Year Ended: 2006		Explanation: Provide the Amort of CIAC Balances by month by Classification for the year ended 12/31/06		Preparer:			
Historic [X] or Projected []							
Line No.	Description	(2)	(3)	(4)	(5)	(6)	(7)
	Cash CIAC:	12/31/05	01/31/06	02/29/06	03/31/06	04/30/06	05/31/06
1	Water Treatment Equipment	0	0	0	0	0	0
2	Water Fees	0	0	0	0	0	0
3	Main Extension Charge	0	0	0	0	0	0
4	Service Installation Fees	0	0	0	0	0	0
5	Total Cash CIAC	0	0	0	0	0	0
	Property CIAC:						
6	Dist Reservoirs & Standpipes	0	0	0	0	0	0
7	T&D Mains	0	0	0	0	0	0
8	Services	0	0	0	0	0	0
9	Meters/Water Installation	0	0	0	0	0	0
10	Hydrants	0	0	0	0	0	0
11	Total Property CIAC	0	0	0	0	0	0
12	Total Water CIAC	0	0	0	0	0	0

**Schedule of Water and Sewer Accumulated Amortization of CIAC
Annual Balances Subsequent to Last Established Rate Base**

Florida Public Service Commission

Harmony Homes
Docket No. 060368-WS
Projected Test Year Ending 12/31/07

Schedule: A-13
Page: 2 of 2
Preparer: Robert M. Griffin

Explanation: Schedule A-11 continued

Line No.	(1) Description	(2) Water Year End Balance	(3) Sewer Year End Balance
The balances for this system begin June 30, 2004 in accordance with PSC Amendatory Order			
2000			
23	Additions		NA
24	Adjustments		NA
25	12/31/00 Balance		NA
2001			
26	Additions		NA
27	Adjustments		NA
28	12/31/01 Balance		NA
2002			
29	Additions		NA
30	Adjustments		NA
31	12/31/02 Balance		NA
2003			
32	Additions		NA
33	Adjustments		NA
34	06/30/04 Amend. Order Balance	309	NA
2004			
35	Additions	12	NA
36	Adjustments	0	NA
37	12/31/04 Balance	321	NA
2005			
38	Additions	25	NA
39	Adjustments	0	NA
40	12/31/05 Balance	346	NA
2006			
41	Additions	25	NA
42	Adjustments	0	NA
43	12/31/06 Balance	371	NA
2007			
44	Additions	25	NA
45	Adjustments	0	NA
46	12/31/07 Balance	396	NA

Supporting Schedules: A-12 (pp 2-5)

CONVERT AMENDATORY ORDER BALANCES

Schedule of Water Amortization of CIAC by Classification- 2004

Florida Public Service Commission

CIAC Amendatory Order Balances as of 6/30/04

=input field

Schedule: A-12

Harmony Homes - Water
Docket No. 060368-WS
Schedule Year Ended: 2004
Historic [x] or Projected []

Explanation: Calculate Accum Amort of CIAC at 6/30/04 based on Nance's WIPs and Amendatory Order.
Assign WIP amounts to CIAC Categories

Page:
Preparer:

		Cronin Jackson 06/30/04 From Lookup	Amendatory Order Adjustment	Allocation to match Amendatory Order Total @ 6/30/04	Categories-lines 22 to 35 below
Cash CIAC:					
1	Capacity Charges	271.1	0	0	Water Treatment Equipment
2	Meter Fees	307		307	Meter Fees
3	CIAC-1999 Acquisition	0		0	Water Treatment Equipment
4	Unclaimed Refunds	2		2	Water Treatment Equipment
5	Main Ext Charge	0		0	Main Extension Charge
6	Serv Install Charge	0		0	Service Installation Charge
7	Total Cash CIAC	309	0	309	
Property CIAC 271.5					
8	Dist Res & Standpipes	330.4	0	0	Dist Res & Standpipes
9	T&D Mains	331.4	0	0	T&D Mains
10	Services	333.4	0	0	Services
11	Meter/Meter Installation	334.4	0	0	Meter/Meter Installation
21	Hydrants	335.4	0	0	Hydrants
22	Total Property CIAC	0	0	0	
23	Total Water CIAC	309	0	309	

Explanation: Rearrange the Cronin Jackson Categories shown above into new Categories that combine certain data

Line No	Description	Amendatory Order Balances as Calculated
Cash CIAC:		
24	Water Treatment Equipment	2
25	Meter Fees	307
26	Main Extension Charge	0
27	Service Installation Fees	0
28	Total Cash CIAC	309
Property CIAC:		
29	Dist Res & Standpipes	0
30	T&D Mains	0
31	Services	0
32	Meter/Meter Installation	0
33	Hydrants	0
34	Total Property CIAC	0
35	Total Water CIAC	309

72

Amort of CIAC Amendatory Order Balances as of 6/30/04									Schedule:	A-14
Harmony Homes - Water									Page:	2, wrk-1
Docket No. 060368-WS									Preparer:	
Schedule Year Ended: 2004									Explanation: Provide the Accumulated Amort of CIAC Balances as of 6/30/04 by Classification based on amounts in the PSC's Amendatory Order issued February 27, 2006	
Historic [x] or Projected []										
	(1)	(2)	(3)	(4)	(5)	(6)	(7)	(8)		
Line No.	Description	06/30/04	07/31/04	08/31/04	09/30/04	10/31/04	11/30/04	12/31/04		
Cash CIAC:										
1	Water Treatment Equipment	2	2	2	2	2	2	2		
2	Meter Fees	307	307	307	307	307	307	307		
3	Main Extension Charge	0	0	0	0	0	0	0		
4	Service Installation Fees	0	0	0	0	0	0	0		
5	Total Cash CIAC	309	309	309	309	309	309	309		
Property CIAC:										
6	Dist Reservoirs & Standpipes	0	0	0	0	0	0	0		
7	T&O Mains	0	0	0	0	0	0	0		
8	Services	0	0	0	0	0	0	0		
9	Meters/Meter Installation	0	0	0	0	0	0	0		
10	Hydrants	0	0	0	0	0	0	0		
11	Total Property CIAC	0	0	0	0	0	0	0		
12	Total Water CIAC	309	309	309	309	309	309	309		

73

122

CALCULATE CIAC AMORTIZATION RATES		Schedule of Water Amortization of CIAC by Classification-2004		Florida Public Service Commission	
Calculate Amortization Rates Harmony Homes - Water Docket No. 050368-WS Schedule Year Ended: 2004 Historic [x] or Projected []		Explanation: Identify CIAC Amortization Rates based on Annual Report Depreciation Rates and calculate composite rates based on methodology employed by Cronin Jackson for Annual Reports (see 1Z/104 calculation)		Preparer: Page: Schedule: A-12	
Categories-lines to below	Annual Depn Rate	Monthly Depn Rate	Annual Depn Rate	Monthly Depn Rate	
Cash CIAC					
1 Capacity Charges	271.1	2.93%	2.93%	0.24%	
2 CIAC-1999 Acquisition	271.3	2.93%	2.93%	0.24%	
3 Unclaimed Refunds	271.3	2.93%	2.93%	0.24%	
4 Main Extl Charge	271.3	2.22%	2.22%	0.19%	
5 Serv Install Charge	271.3	2.22%	2.22%	0.19%	
6 Meter Fees	271.3	5.00%	5.00%	0.42%	
7 Total Cash CIAC	271.2				
8 Dist Res & Standpipe	300.4	2.70%	2.70%	0.23%	
9 T&D Mains	331.4	2.22%	2.22%	0.19%	
10 Services	333.4	2.50%	2.50%	0.21%	
11 Meters/Meter Installation	334.4	5.00%	5.00%	0.42%	
12 Hydrants	335.4	0.00%	0.00%	0.00%	

Explanation: Rearrange Amortization Rates for CIAC shown above into new Categories that combine certain data

Line No.	Description	Annual Depr Rate	Mo Depr Rate
Cash CIAC:			
64	Water Treatment Equipment	2.93%	0.24%
65	Meter Fees	5.00%	0.42%
66	Main Extension Charge	2.22%	0.19%
67	Service Installation Fees	2.50%	0.21%
Property CIAC:			
68	Dist Res & Standpipe	2.70%	0.23%
69	T&D Mains	2.22%	0.19%
70	Services	2.50%	0.21%
71	Meters/Meter Installation	5.00%	0.42%
72	Hydrants	0.00%	0.00%

76

Schedule of Water Amortization of CIAC by Classification- 2004
 Adjusted CIAC Balances- June through December 2004

Florida Public Service Commission

Harmony Homes - Water
 Docket No. 060368-WS
 Schedule Year Ended: 2004
 Historic [x] or Projected []

Explanation: Provide Adjusted CIAC balances by account for the period beginning 6/30/04 when the Florida Water Services properties were acquired by AQUA, Inc. through the year ended 12/31/04. While 2005 is the historical test year, balances back to 6/30/04 are needed since adjustments to book balances are made beginning that date.

Schedule: A-12
 Page: 4 of 8
 Preparer:

Line No.	Description	(1) 06/30/04	(2) 07/31/04	(3) 08/31/04	(4) 09/30/04	(5) 10/31/04	(6) 11/30/04	(7) 12/31/04
Cash CIAC:								
1	Water Treatment Equipment	5	5	5	5	5	5	5
2	Meter Fees	493	493	493	493	493	493	493
3	Main Extension Charge	0	0	0	0	0	0	0
4	Service Installation Fees	0	0	0	0	0	0	0
5	Total Cash CIAC	498	498	498	498	498	498	498
Property CIAC:								
6	Dist Reservoirs & Standpipes	0	0	0	0	0	0	0
7	T&D Mains	0	0	0	0	0	0	0
8	Services	0	0	0	0	0	0	0
9	Meters/Meter Installation	0	0	0	0	0	0	0
10	Hydrants	0	0	0	0	0	0	0
11	Total Property CIAC	0	0	0	0	0	0	0
12	Total Water CIAC	498	498	498	498	498	498	498

Schedule of Water Amortization of CIAC by Classification- 2004
 CIAC Amortization Rates- July through December 2004

Florida Public Service Commission

Harmony Homes - Water
 Docket No. 060368-WS
 Schedule Year Ended: 2004
 Historic [x] or Projected []

Explanation: Provide a Schedule showing Amortization Rates by CIAC Categories

Schedule: A-14
 Page: 2, wrk-3
 Preparer:

Line No.	Description	(1) Annual Rates	(2) July	(3) Aug	(4) Monthly Rates Sep	(5) Oct	(6) Nov	(7) Dec
Cash CIAC:								
1	Water Treatment Equipment	2.93%	0.24%	0.24%	0.24%	0.24%	0.24%	0.24%
2	Meter Fees	5.00%	0.42%	0.42%	0.42%	0.42%	0.42%	0.42%
3	Main Extension Charge	2.22%	0.19%	0.19%	0.19%	0.19%	0.19%	0.19%
4	Service Installation Fees	2.50%	0.21%	0.21%	0.21%	0.21%	0.21%	0.21%
Property CIAC:								
6	Dist Reservoirs & Standpipes	2.70%	0.23%	0.23%	0.23%	0.23%	0.23%	0.23%
7	T&D Mains	2.22%	0.19%	0.19%	0.19%	0.19%	0.19%	0.19%
8	Services	2.50%	0.21%	0.21%	0.21%	0.21%	0.21%	0.21%
9	Meters/Meter Installation	5.00%	0.42%	0.42%	0.42%	0.42%	0.42%	0.42%
10	Hydrants	0.00%	0.00%	0.00%	0.00%	0.00%	0.00%	0.00%

Schedule of Water Amortization of CIAC by Classification- 2004
 CIAC Amortization -July through December 2004

Harmony Homes - Water
 Docket No. 060368-WS
 Schedule Year Ended: 2004
 Historic [x] or Projected []

Explanation: Provide a Schedule showing additions to CIAC during 2004 from the date of Acquisition 6/30/04.

[] =input field

Florida Public Service Commission

Schedule: A-14
 Page: 2, wrk-4
 Preparer:

Line No.	(1) Description	(2)	(3) July	(4) Aug	(5) Sep	(6) Oct	(7) Nov	(8) Dec	(9) 2004 Total
Cash CIAC:									
1	Water Treatment Equipment		0	0	0	0	0	0	0
2	Meter Fees		2	2	2	2	2	2	12
3	Main Extension Charge		0	0	0	0	0	0	0
4	Service Installation Fees		0	0	0	0	0	0	0
5	Total Cash CIAC		2	2	2	2	2	2	12
Property CIAC:									
6	Dist Reservoirs & Standpipes		0	0	0	0	0	0	0
7	T&D Mains		0	0	0	0	0	0	0
8	Services		0	0	0	0	0	0	0
9	Meters/Meter Installation		0	0	0	0	0	0	0
10	Hydrants		0	0	0	0	0	0	0
11	Total Property CIAC		0	0	0	0	0	0	0
12	Total Water CIAC		2	2	2	2	2	2	12

Schedule of Water Amortization of CIAC by Classification- 2004
 Adjustments to CIAC-July through December 2004

Harmony Homes - Water
 Docket No. 060368-WS
 Schedule Year Ended: 2004
 Historic [x] or Projected []

Explanation: Provide Adjustments to CIAC Amendatory Order balances other than changes resulting from CIAC Additions for 2004

[] =input field

Florida Public Service Commission

Schedule: A-14
 Page: 2, wrk-5
 Preparer:

Line No.	(1) Description	(2)	(3) July	(4) Aug	(5) Sep	(6) Oct	(7) Nov	(8) Dec	(9) 2004 Total
Cash CIAC:									
1	Water Treatment Equipment								
2	Meter Fees								
3	Main Extension Charge								
4	Service Installation Fees								
5	Total Cash CIAC		0	0	0	0	0	0	0
Property CIAC:									
6	Dist Reservoirs & Standpipes								
7	T&D Mains								
8	Services								
9	Meters/Meter Installation								
10	Hydrants								
11	Total Property CIAC		0	0	0	0	0	0	0
12	Total Water CIAC		0	0	0	0	0	0	0

Schedule of Water Amortization of CIAC by Classification- 2004
 Adjusted Amortization of CIAC Balances- June through December 2004

Florida Public Service Commission

Harmony Homes - Water
 Docket No. 060368-WS
 Schedule Year Ended: 2004
 Historic or Projected

Explanation: Provide Adjusted CIAC balances by account for the period beginning 6/30/04 when the Florida Water Services properties were acquired by AQUA, Inc. through the year ended 12/31/04. While 2005 is the historical test year, balances back to 6/30/04 are needed since adjustments to book balances are made beginning that date.

Schedule: A-14
 Page: 2, wrk-8
 Preparer:

(1) Line No.	(2) Description	(3) 06/30/04	(4) 07/31/04	(5) 08/31/04	(6) 09/30/04	(7) 10/31/04	(8) 11/30/04	(9) 12/31/04
	Cash CIAC:							
1	Water Treatment Equipment	2	2	2	2	2	2	2
2	Meter Fees	307	309	311	313	315	317	319
3	Main Extension Charge	0	0	0	0	0	0	0
4	Service Installation Fees	0	0	0	0	0	0	0
5	Total Cash CIAC	309	311	313	315	317	319	321
	Property CIAC:							
6	Dist Reservoirs & Standpipes	0	0	0	0	0	0	0
7	T&D Mains	0	0	0	0	0	0	0
8	Services	0	0	0	0	0	0	0
9	Meters/Meter Installation	0	0	0	0	0	0	0
10	Hydrants	0	0	0	0	0	0	0
11	Total Property CIAC	0	0	0	0	0	0	0
12	Total Water CIAC	309	311	313	315	317	319	321



CALCULATE CIAC AMORTIZATION RATES		Schedule of Water Amortization of CIAC by Classification - 2005		Florida Public Service Commission	
Calculate Amortization Rates for Calendar Year 2005		Docket No. 060368-WS		Schedule Page: A-12	
Harmony Homes - Water		Schedule Year Ended: 2005		Preparer:	
Historic [X] or Projected []		Explanation: Identify CIAC Amortization Rates based on Annual Report Depreciation Rates		Monthly Dep'n Rate	
		=input field		Annual Dep'n Rate	
		Categories-lines to below			
1	Cash CIAC:				
2	Capacity Charges:	271.1	Water Treatment Equip (see Composite Calc)	2.92%	0.24%
3	CIAC-1999 Acquisition	271.3	Water Treatment Equip (see Composite Calc)	2.92%	0.24%
4	Unclaimed Refunds	271.3	Water Treatment Equip (see Composite Calc)	2.92%	0.24%
5	Main Ext Charge	271.3	Main Extension Charge acct 331.4	2.22%	0.19%
6	Serv Install Charge	271.3	Service Installation Charge acct 333.4	2.50%	0.21%
7	Meter Fees	271.3	Meter Fees acct 334.4	5.00%	0.42%
8	Total Cash CIAC				
9	Contributed Property	271.2			
10	Dist Res & Standpipe	339.4		2.70%	0.23%
11	T&D Mains	331.4		2.22%	0.19%
12	Services	333.4		2.50%	0.21%
13	Meters/Meter Installation	334.4		5.00%	0.42%
14	Hydrants	335.4		0.00%	0.00%

Composite Rate Calculation:			UPIS Balance 12/31/04			Depreciation Rate		Depreciation
			Adj Bal	Contr Prop	For Comp Calc	Annual	Monthly	Expense
1	INTANGIBLE PLANT							
2	Organization	301.1	0			0.00%		
3	Franchises	302.1	726			2.50%		
4	Other Plant & Misc. Equipment	339.1	0			0.00%		
5	SOURCE OF SUPPLY & PUMPING PLANT					0.00%		
6	Land & Land Rights	303.2	0			0.00%		
7	Structures & Improvements	304.2	7,892		7,892	3.03%	0.25%	239
8	Collect. & Impound Reservoirs	305.2	0			0.00%		
9	Lake, River & Other Intakes	306.2	0			0.00%		
10	Wells & Springs	307.2	2,520		2,520	3.33%	0.28%	84
11	Infiltration Galleries & Tunnels	308.2	0			0.00%		
12	Supply Mains	309.2	2,218		2,218	2.86%	0.24%	63
13	Power Generation Equipment	310.2	0		0	0.00%	0.00%	0
14	Pumping Equipment	311.2	8,218		8,218	5.00%	0.42%	411
15	Other Plant & Misc. Equipment	339.2	104			0.00%		
16	WATER TREATMENT PLANT					0.00%		
17	Land & Land Rights	303.3	764			0.00%		
18	Structures & Improvements	304.3	0		0	3.03%	0.25%	0
19	Pumping Equipment	311.3	0			5.00%		
20	Water Treatment Equipment	320.3	1,376		1,376	4.55%	0.38%	63
21	Other Plant & Misc. Equipment	339.3	0			0.00%		
22	TRANSMISSION & DISTRIBUTION PLANT					0.00%		
23	Land & Land Rights	303.4	0			0.00%		
24	Structures & Improvements	304.4	0		0	3.03%	0.25%	0
25	Pumping Equipment	311.4	0			5.00%		
26	Distr. Reservoirs & Standpipes	330.4	7,522	0	7,522	2.70%	0.23%	203
27	Transm. & Distribution Mains	331.4	29,513	0	29,513	2.22%	0.19%	656
28	Services	333.4	11,913	0	11,913	2.50%	0.21%	298
29	Meters & Meter Installations	334.4	2,918	0	2,918	5.00%	0.42%	146
30	Hydrants	335.4	0	0	0	0.00%	0.00%	0
31	Backflow Prevention	336.4	0			0.00%		
32	Other Plant & Misc. Equipment	339.4	0		0	0.00%	0.00%	0
33	GENERAL PLANT					0.00%		
34	Land & Land Rights	303.5	0			0.00%		
35	Structures & Improvements	304.5	0			3.03%		
36	Office Furniture & Equipment	340.5	0			0.00%		
37	Computer Equipment	340.51	0			0.00%		
38	Transportation Equipment	341.5	0			0.00%		
39	Stores Equipment	342.5	0			0.00%		
40	Tools, Shop & Garage Equipment	343.5	0			0.00%		
41	Laboratory Equipment	344.5	0			6.67%		
42	Power Operated Equipment	345.5	0			0.00%		
43	Communication Equipment	346.5	5,426			10.00%		
44	Miscellaneous Equipment	347.5	0			0.00%		
45	Other Tangible Plant	348.5	0			0.00%		
63	UPIS/Dep Exp Totals and Composite Rate for CIAC Amortization				74,090			2,163
					TRUE			Composite Rate 2.92%

		Explanation: Rearrange Amortization Rates for CIAC shown above into new Categories that combine certain data									
Line No.	Description										
						Annual Depr Rate	Mo Depr Rate				
	Cash CIAC:										
64	Water Treatment Equipment					2.92%	0.24%				
65	Meter Fees					5.00%	0.42%				
66	Main Extension Charge					2.22%	0.19%				
67	Service Installation Fees					2.50%	0.21%				
	Property CIAC:										
68	Dist Res & Standpipe					2.70%	0.23%				
69	T&D Mains					2.22%	0.19%				
70	Services					2.50%	0.21%				
71	Meters/Meter Installation					5.00%	0.42%				
72	Hydrants					0.00%	0.00%				

28

Schedule of Water Amortization of CIAC by Classification- 2005														Florida Public Service Commission	
Adjusted CIAC Balances - 2005														Schedule: A-12	
Harmony Homes - Water														Page: 4 of 8	
Docket No. 060368-WS														Preparer:	
Schedule Year Ended: 2005															
Historic [x] or Projected []															
Explanation: Provide Adjusted CIAC balances by account for 2005															
(2)	(3)	(4)	(5)	(6)	(7)	(8)	(9)	(10)	(11)	(12)	(13)	(14)	(15)		
Line No.	Description	12/31/04	01/31/05	02/28/05	03/31/05	04/30/05	05/31/05	06/30/05	07/31/05	08/31/05	09/30/05	10/31/05	11/30/05	Test Year End 12/31/05	Average Balance
Cash CIAC:															
1	Water Treatment Equipment	5	5	5	5	5	5	5	5	5	5	5	5	5	5
2	Meter Fees	493	493	493	493	493	493	493	493	493	493	493	493	493	493
3	Main Extension Charge	0	0	0	0	0	0	0	0	0	0	0	0	0	0
4	Service Installation Fees	0	0	0	0	0	0	0	0	0	0	0	0	0	0
5	Total Cash CIAC	498	498	498	498	498	498	498	498	498	498	498	498	498	498
Property CIAC:															
6	Dist Reservoirs & Standpipes	0	0	0	0	0	0	0	0	0	0	0	0	0	0
7	T&D Mains	0	0	0	0	0	0	0	0	0	0	0	0	0	0
8	Services	0	0	0	0	0	0	0	0	0	0	0	0	0	0
9	Meters/Meter Installation	0	0	0	0	0	0	0	0	0	0	0	0	0	0
10	Hydrants	0	0	0	0	0	0	0	0	0	0	0	0	0	0
11	Total Property CIAC	0	0	0	0	0	0	0	0	0	0	0	0	0	0
12	Total Water CIAC	498	498	498	498	498	498	498	498	498	498	498	498	498	498

Schedule of Water Amortization of CIAC by Classification- 2005														Florida Public Service Commission	
CIAC Amortization Rates - 2005														Schedule: A-14	
Harmony Homes - Water														Page: 2, wrk-3	
Docket No. 060368-WS														Preparer:	
Schedule Year Ended: 2005															
Historic [x] or Projected []															
Explanation: Provide a Schedule showing Amortization Rates by CIAC Categories															
(1)	(2)	(3)	(4)	(5)	(6)	(7)	(8)	(9)	(10)	(11)	(12)	(13)	(14)		
Line No.	Description	Annual Rates	Jan	Feb	Mar	Monthly Rates	Apr	May	Jun	Jul	Aug	Sep	Oct	Nov	Dec
Cash CIAC:															
1	Water Treatment Equipment	2.92%	0.24%	0.24%	0.24%	0.24%	0.24%	0.24%	0.24%	0.24%	0.24%	0.24%	0.24%	0.24%	0.24%
2	Meter Fees	5.00%	0.42%	0.42%	0.42%	0.42%	0.42%	0.42%	0.42%	0.42%	0.42%	0.42%	0.42%	0.42%	0.42%
3	Main Extension Charge	2.22%	0.19%	0.19%	0.19%	0.19%	0.19%	0.19%	0.19%	0.19%	0.19%	0.19%	0.19%	0.19%	0.19%
4	Service Installation Fees	2.50%	0.21%	0.21%	0.21%	0.21%	0.21%	0.21%	0.21%	0.21%	0.21%	0.21%	0.21%	0.21%	0.21%
5	Total Cash CIAC														
Property CIAC:															
6	Dist Reservoirs & Standpipes	2.70%	0.23%	0.23%	0.23%	0.23%	0.23%	0.23%	0.23%	0.23%	0.23%	0.23%	0.23%	0.23%	0.23%
7	T&D Mains	2.22%	0.21%	0.21%	0.21%	0.21%	0.21%	0.21%	0.21%	0.21%	0.21%	0.21%	0.21%	0.21%	0.21%
8	Services	2.50%	0.42%	0.42%	0.42%	0.42%	0.42%	0.42%	0.42%	0.42%	0.42%	0.42%	0.42%	0.42%	0.42%
9	Meters/Meter Installation	5.00%	0.42%	0.42%	0.42%	0.42%	0.42%	0.42%	0.42%	0.42%	0.42%	0.42%	0.42%	0.42%	0.42%
10	Hydrants	0.00%	0.00%	0.00%	0.00%	0.00%	0.00%	0.00%	0.00%	0.00%	0.00%	0.00%	0.00%	0.00%	0.00%

11 Total Property CIAC		Florida Public Service Commission												
12 Total Water CIAC		Florida Public Service Commission												
CIAC Amortization- 2005		Schedule: A-14												
Harmony Homes - Water		Page: 2, wrk-4												
Docket No. 060368-WS		Preparer:												
Schedule Year Ended: 2005														
Historic [X] or Projected []														
Line No.	(1) Description	(3) Jan	(4) Feb	(5) Mar	(6) Apr	(7) May	(8) Jun	(9) Jul	(10) Aug	(11) Sep	(12) Oct	(13) Nov	(14) Dec	(15) 2005 Total
1	Cash CIAC:													
2	Water Treatment Equipment	0	0	0	0	0	0	0	0	0	0	0	0	0
3	Meter Fees	2	2	2	2	2	2	2	2	2	2	2	2	25
4	Main Extension Charge	0	0	0	0	0	0	0	0	0	0	0	0	0
5	Service Installation Fees	0	0	0	0	0	0	0	0	0	0	0	0	0
6	Total Cash CIAC	2	2	2	2	2	2	2	2	2	2	2	2	25
7	Property CIAC:													
8	Dist Reservoirs & Standpipes	0	0	0	0	0	0	0	0	0	0	0	0	0
9	T&D Mains	0	0	0	0	0	0	0	0	0	0	0	0	0
10	Services	0	0	0	0	0	0	0	0	0	0	0	0	0
11	Meters/Meter Installation	0	0	0	0	0	0	0	0	0	0	0	0	0
12	Hydrants	0	0	0	0	0	0	0	0	0	0	0	0	0
13	Total Property CIAC	0	0	0	0	0	0	0	0	0	0	0	0	0
14	Total Water CIAC	2	2	2	2	2	2	2	2	2	2	2	2	25
15		0.41%	0.41%	0.41%	0.41%	0.41%	0.41%	0.41%	0.41%	0.41%	0.41%	0.41%	0.41%	4.98%
Schedule of Water Amortization of CIAC by Classification- 2005														
Harmony Homes - Water														
Docket No. 060368-WS														
Schedule Year Ended: 2005														
Historic [X] or Projected []														
Line No.	(1) Description	(3) Jan	(4) Feb	(5) Mar	(6) Apr	(7) May	(8) Jun	(9) Jul	(10) Aug	(11) Sep	(12) Oct	(13) Nov	(14) Dec	(15) 2005 Total
1	Cash CIAC:													
2	Water Treatment Equipment	0	0	0	0	0	0	0	0	0	0	0	0	0
3	Meter Fees	2	2	2	2	2	2	2	2	2	2	2	2	25
4	Main Extension Charge	0	0	0	0	0	0	0	0	0	0	0	0	0
5	Service Installation Fees	0	0	0	0	0	0	0	0	0	0	0	0	0
6	Total Cash CIAC	2	2	2	2	2	2	2	2	2	2	2	2	25
7	Property CIAC:													
8	Dist Reservoirs & Standpipes	0	0	0	0	0	0	0	0	0	0	0	0	0
9	T&D Mains	0	0	0	0	0	0	0	0	0	0	0	0	0
10	Services	0	0	0	0	0	0	0	0	0	0	0	0	0
11	Meters/Meter Installation	0	0	0	0	0	0	0	0	0	0	0	0	0
12	Hydrants	0	0	0	0	0	0	0	0	0	0	0	0	0
13	Total Property CIAC	0	0	0	0	0	0	0	0	0	0	0	0	0
14	Total Water CIAC	2	2	2	2	2	2	2	2	2	2	2	2	25
15		0.41%	0.41%	0.41%	0.41%	0.41%	0.41%	0.41%	0.41%	0.41%	0.41%	0.41%	0.41%	4.98%
Schedule of Water Amortization of CIAC by Classification- 2005														
Harmony Homes - Water														
Docket No. 060368-WS														
Schedule Year Ended: 2005														
Historic [X] or Projected []														

104

Schedule of Water Amortization of CIAC by Classification - 2005 Adjusted Accumulated Amortization of CIAC Balances - 2005													Florida Public Service Commission		
Harmony Homes - Water Docket No. 060368-WS Schedule Year Ended: 2005 Historic [x] or Projected []													Schedule: A-14		
Explanation: Provide adjusted Accumulated Amortization of CIAC balances by account for the period beginning 12/31/04 through the year ended 12/31/05, and 13 month average.													Page: 2, wrk-8		
Preparer:															
Line No.	Description	(2) Prior Year 12/31/04	(3) 01/31/05	(4) 02/28/05	(5) 03/31/05	(6) 04/30/05	(7) 05/31/05	(8) 06/30/05	(9) 07/31/05	(10) 08/31/05	(11) 09/30/05	(12) 10/31/05	(13) 11/30/05	(14) Test Year End 12/31/05	(15) Average Balance
Cash CIAC:															
1	Water Treatment Equipment	2	2	2	2	2	2	2	2	2	2	2	2	2	2
2	Meter Fees	319	321	323	325	328	330	332	334	336	338	340	342	344	332
3	Main Extension Charge	0	0	0	0	0	0	0	0	0	0	0	0	0	0
4	Service Installation Fees	0	0	0	0	0	0	0	0	0	0	0	0	0	0
5	Total Cash CIAC	321	323	326	328	330	332	334	336	338	340	342	344	346	334
Property CIAC:															
6	Dist Reservoirs & Standpipes	0	0	0	0	0	0	0	0	0	0	0	0	0	0
7	T&D Mains	0	0	0	0	0	0	0	0	0	0	0	0	0	0
8	Services	0	0	0	0	0	0	0	0	0	0	0	0	0	0
9	Meters/Meter Installation	0	0	0	0	0	0	0	0	0	0	0	0	0	0
10	Hydrants	0	0	0	0	0	0	0	0	0	0	0	0	0	0
11	Total Property CIAC	0	0	0	0	0	0	0	0	0	0	0	0	0	0
12	Total Water CIAC	321	323	326	328	330	332	334	336	338	340	342	344	346	334
													TRUE		

85a

Explanation: Provide the Adjusted monthly and average Accumulated Amortization of CIAC balances by classification. If a projected year is employed, provide breakdown for test year, base year and intermediate year also.

Line No.	(1) Description	(2) Prior Year 12/31/04	(3) Jan	(4) Feb	(5) Mar	(6) Apr	(7) May	(8) Jun	(9) Jul	(10) Aug	(11) Sep	(12) Oct	(13) Nov	(14) Test Year End Dec	(15) Average Balance
WATER															
Cash															
1	Water Treatment Equipment	2	2	2	2	2	2	2	2	2	2	2	2	2	2
2	Meter Fees	319	321	323	325	328	330	332	334	336	338	340	342	344	332
3	Main Extension Charge	0	0	0	0	0	0	0	0	0	0	0	0	0	0
4	Service Installation Fees	0	0	0	0	0	0	0	0	0	0	0	0	0	0
5	Total Cash	321	323	326	328	330	332	334	336	338	340	342	344	346	334
Property															
6	Dist Reservoirs & Standpipes	0	0	0	0	0	0	0	0	0	0	0	0	0	0
7	T&D Mains	0	0	0	0	0	0	0	0	0	0	0	0	0	0
8	Services	0	0	0	0	0	0	0	0	0	0	0	0	0	0
9	Meters/Meter Installation	0	0	0	0	0	0	0	0	0	0	0	0	0	0
10	Hydrants	0	0	0	0	0	0	0	0	0	0	0	0	0	0
11	Total Property	0	0	0	0	0	0	0	0	0	0	0	0	0	0
12	Total Water	321	323	326	328	330	332	334	336	338	340	342	344	346	334
SEWER															
Cash															
13	Treatment & Disposal Equipment	NA	NA	NA	NA	NA	NA	NA	NA	NA	NA	NA	NA	NA	0
14	Other	NA	NA	NA	NA	NA	NA	NA	NA	NA	NA	NA	NA	NA	0
15	Main Extension Charge	NA	NA	NA	NA	NA	NA	NA	NA	NA	NA	NA	NA	NA	0
16	Service Installation Fees	NA	NA	NA	NA	NA	NA	NA	NA	NA	NA	NA	NA	NA	0
17	Total Cash	0	0	0	0	0	0	0	0	0	0	0	0	0	0
Property															
18	Structures & Improvements	NA	NA	NA	NA	NA	NA	NA	NA	NA	NA	NA	NA	NA	0
19	Collection Sewers- Force	NA	NA	NA	NA	NA	NA	NA	NA	NA	NA	NA	NA	NA	0
20	Collection Sewers- Gravity	NA	NA	NA	NA	NA	NA	NA	NA	NA	NA	NA	NA	NA	0
21	Services to Customers	NA	NA	NA	NA	NA	NA	NA	NA	NA	NA	NA	NA	NA	0
22	Lift Stations	NA	NA	NA	NA	NA	NA	NA	NA	NA	NA	NA	NA	NA	0
23	Pumping Equipment	NA	NA	NA	NA	NA	NA	NA	NA	NA	NA	NA	NA	NA	0
24	Reuse Services	NA	NA	NA	NA	NA	NA	NA	NA	NA	NA	NA	NA	NA	0
25	Reuse Transmission & Dist Mains	NA	NA	NA	NA	NA	NA	NA	NA	NA	NA	NA	NA	NA	0
26	Other Plant Misc Equip	NA	NA	NA	NA	NA	NA	NA	NA	NA	NA	NA	NA	NA	0
27	Total Property	0	0	0	0	0	0	0	0	0	0	0	0	0	0
28	Total Sewer	0	0	0	0	0	0	0	0	0	0	0	0	0	0

FSJ

CALCULATE CIAC AMORTIZATION RATES- January thru April 2006																			
Schedule of Water Amortization of CIAC by Classification- 2006 Calculate Amortization Rates for Calendar Year 2005										Florida Public Service Commission									
Harmony Homes - Water Docket No. 060368-WS Schedule Year Ended: 2006 Historic [x] or Projected [x]										Schedule: A-12 Page: Preparer:									
Explanation: Identify CIAC Amortization Rates based on Annual Report Depreciation Rates																			
Input field																			
Categories lines to below																			
										Annual Depn Rate	Monthly Dep'n Rate								
Cash CIAC:																			
1	Capacity Charges	271.1																	
2	CIAC-1999 Acquisition	271.3								2.94%	0.00%								
3	Unclaimed Refunds	271.3								2.94%	0.00%								
4	Main Ext Charge	271.3								2.94%	0.00%								
5	Serv Install Charge	271.3								2.22%	0.24%								
6	Meter Fees	271.3								2.50%	0.21%								
7	Total Cash CIAC									5.00%	0.42%								
Contributed Property																			
8	Dist Res & Standpipe	390.4								2.70%	0.23%								
9	T&D Mains	331.4								2.22%	0.19%								
10	Services	333.4								2.50%	0.21%								
11	Meters/Meter Installation	334.4								5.00%	0.42%								
12	Hydrants	335.4								0.00%	0.00%								

98

		Explanation: Rearrange Amortization Rates for CIAC shown above into new Categories that combine certain data									
Line No.	Description										
						Annual Depr Rate	Mo Depr Rate				
	Cash CIAC:										
64	Water Treatment Equipment					2.94%	0.00%				
65	Meter Fees					5.00%	0.42%				
66	Main Extension Charge					2.22%	0.24%				
67	Service Installation Fees					2.50%	0.21%				
	Property CIAC:										
68	Dist Res & Standpipe					2.70%	0.23%				
69	T&D Mains					2.22%	0.19%				
70	Services					2.50%	0.21%				
71	Meters/Meter Installation					5.00%	0.42%				
72	Hydrants					0.00%	0.00%				

88

CALCULATE CIAC AMORTIZATION RATES Beginning May 2006 (Start Guideline Lives)

Schedule of Water Amortization of CIAC by Classification- 2006
 Calculate Amortization Rates for Calendar Year 2005

Florida Public Service Commission

Schedule: A-12
 Page:
 Preparer:

Harmony Homes - Water
 Docket No. 060368-WS
 Schedule Year Ended: 2006
 Historic [x] or Projected [x]

Explanation: Identify CIAC Amortization Rates based on Annual Report Depreciation Rates

				Annual Dep'n Rate	Monthly Dep'n Rate
			Categories-lines to below		
	Cash CIAC:				
1	Capacity Charges	271.1	Water Treatment Equip (see Composite Calc)	2.99%	0.25%
2	CIAC-1999 Acquisition	271.3	Water Treatment Equip (see Composite Calc)	2.99%	0.25%
3	Unclaimed Refunds	271.3	Water Treatment Equip (see Composite Calc)	2.99%	0.25%
4	Main Ext Charge	271.3	Main Extension Charge acct 331.4	2.33%	0.19%
5	Serv Install Charge	271.3	Service Installation Charge acct 333.4	2.50%	0.21%
6	Meter Fees	271.3	Meter Fees acct 334.4	5.00%	0.42%
7	Total Cash CIAC				
	Contributed Property	271.2			
8	Dist Res & Standpipe	330.4		2.70%	0.23%
9	T&D Mains	331.4		2.33%	0.19%
10	Services	333.4		2.50%	0.21%
11	Meters/Meter Installation	334.4		5.00%	0.42%
12	Hydrants	335.4		2.22%	0.19%

68

Composite Rate Calculation			UPIS Balance 4/30/06		Guideline Lives eff 5/06		Depreciation			
			Adj Bal	Contr Prop	For Comp Calc	Depreciation Rate		Expense		
						Annual	Monthly			
1	INTANGIBLE PLANT									
2	Organization	301.1	0			2.50%				
3	Franchises	302.1	726			2.50%				
4	Other Plant & Misc. Equipment	339.1	0			0.00%				
5	SOURCE OF SUPPLY & PUMPING PLANT									
6	Land & Land Rights	303.2	0			0.00%			vs annual Depn pre Guideline	
7	Structures & Improvements	304.2	7,892		7,892	3.13%	0.26%	247		239
8	Collect. & Impound Reservoirs	305.2	0			2.00%				
9	Lake, River & Other Intakes	306.2	0			2.50%				
10	Wells & Springs	307.2	2,520		2,520	3.33%	0.28%	84		84
11	Infiltration Galleries & Tunnels	308.2	0			2.50%				
12	Supply Mains	309.2	2,218		2,218	2.86%	0.24%	63		63
13	Power Generation Equipment	310.2	0			5.00%	0.42%	0		0
14	Pumping Equipment	311.2	8,218		8,218	5.00%	0.42%	411		411
15	Other Plant & Misc. Equipment	339.2	104			5.56%				
16	WATER TREATMENT PLANT									
17	Land & Land Rights	303.3	764			0.00%				
18	Structures & Improvements	304.3	0		0	3.13%	0.26%	0		0
19	Pumping Equipment	311.3	0			5.00%				
20	Water Treatment Equipment	320.3	1,376		1,376	4.55%	0.38%	63		63
21	Other Plant & Misc. Equipment	339.3	0			5.56%				
22	TRANSMISSION & DISTRIBUTION PLANT									
23	Land & Land Rights	303.4	0			0.00%				
24	Structures & Improvements	304.4	0		0	3.13%	0.26%	0		0
25	Pumping Equipment	311.4	0			5.00%				
26	Distr. Reservoirs & Standpipe	330.4	7,522	0	7,522	2.70%	0.23%	203		203
27	Transm. & Distribution Mains	331.4	29,513	0	29,513	2.33%	0.19%	686		686
28	Services	333.4	11,913	0	11,913	2.50%	0.21%	298		298
29	Meters & Meter Installations	334.4	3,534	0	3,534	5.00%	0.42%	177		177
30	Hydrants	335.4	0	0	0	2.22%	0.19%	0		0
31	Backflow Prevention	336.4	0			6.67%				
32	Other Plant & Misc. Equipment	339.4	0		0	4.00%	0.33%	0		0
33	GENERAL PLANT									
34	Land & Land Rights	303.5	0			0.00%				
35	Structures & Improvements	304.5	0			2.50%				
36	Office Furniture & Equipment	340.5	0			6.67%				
37	Computer Equipment	340.51	0			16.67%				
38	Transportation Equipment	341.5	0			16.67%				
39	Stores Equipment	342.5	0			5.56%				
40	Tools, Shop & Garage Equipm	343.5	0			6.25%				
41	Laboratory Equipment	344.5	0			6.67%				
42	Power Operated Equipment	345.5	0			8.33%				
43	Communication Equipment	346.5	5,426			10.00%				
44	Miscellaneous Equipment	347.5	0			6.67%				
45	Other Tangible Plant	348.5	0			10.00%				
63	UPIS/Dep Exp Totals and Composite Rate for CIAC Amortization				74,706			2,232		2,194
					TRUE			2,232		2,194

ob

Explanation: Rearrange Amortization Rates for CIAC shown above into new Categories that combine certain data

Line No	Description	Annual Depr Rate	Mo Depr Rate
	Cash CIAC:		
64	Water Treatment Equipment	2.99%	0.25%
65	Meter Fees	5.00%	0.42%
66	Main Extension Charge	2.33%	0.19%
67	Service Installation Fees	2.50%	0.21%
	Property CIAC:		
68	Dist Res & Standpipe	2.70%	0.23%
69	T&D Mains	2.33%	0.19%
70	Services	2.50%	0.21%
71	Meters/Meter Installation	5.00%	0.42%
72	Hydrants	2.22%	0.19%

16

Schedule of Water Amortization of CIAC by Classification - 2006													Florida Public Service Commission			
Adjusted CIAC Balances - 2006													Schedule: A-12			
Harmony Homes - Water													Page: 4 of 8			
Docket No. 060368-WS													Preparer:			
Schedule Year Ended: 2006																
Historic [x] or Projected [x]																
Explanation: Provide Adjusted CIAC balances by account for 2006																
Line No.	Description	(2) 12/31/05	(3) 01/31/06	(4) 02/28/06	(5) 03/31/06	(6) 04/30/06	(7) 05/31/06	(8) 06/30/06	(9) 07/31/06	(10) 08/31/06	(11) 09/30/06	(12) 10/31/06	(13) 11/30/06	(14) 12/31/06	(15) Average Balance	
Cash CIAC:																
1	Water Treatment Equipment	5	5	5	5	5	5	5	5	5	5	5	5	5	5	
2	Meter Fees	493	493	493	493	493	493	493	493	493	493	493	493	493	493	
3	Main Extension Charge	0	0	0	0	0	0	0	0	0	0	0	0	0	0	
4	Service Installation Fees	0	0	0	0	0	0	0	0	0	0	0	0	0	0	
5	Total Cash CIAC	498	498	498	498	498	498	498	498	498	498	498	498	498	498	
Property CIAC:																
6	Dist Reservoirs & Standpipes	0	0	0	0	0	0	0	0	0	0	0	0	0	0	
7	T&D Mains	0	0	0	0	0	0	0	0	0	0	0	0	0	0	
8	Services	0	0	0	0	0	0	0	0	0	0	0	0	0	0	
9	Meters/Meter Installation	0	0	0	0	0	0	0	0	0	0	0	0	0	0	
10	Hydrants	0	0	0	0	0	0	0	0	0	0	0	0	0	0	
11	Total Property CIAC	0	0	0	0	0	0	0	0	0	0	0	0	0	0	
12	Total Water CIAC	498	498	498	498	498	498	498	498	498	498	498	498	498	498	
Schedule of Water Amortization of CIAC by Classification - 2006													Florida Public Service Commission			
CIAC Amortization Rates - 2006													Schedule: A-14			
Harmony Homes - Water													Page: 2, wrk-3			
Docket No. 060368-WS													Preparer:			
Schedule Year Ended: 2006																
Historic [x] or Projected [x]																
Explanation: Provide a Schedule showing Amortization Rates by CIAC Categories for 2006																
Line No.	Description	(2) Annual Rates	(3) Jan	(4) Feb	(5) Mar	(6) Monthly Rates Apr	(7) May	(8) Jun	(9) Jul	(10) Aug	(11) Sep	(12) Oct	(13) Nov	(14) Dec	(15) Guideline Rates	(16) Guideline Lives
Cash CIAC:																
1	Water Treatment Equipment	2.94%	0.24%	0.24%	0.24%	0.24%	0.25%	0.25%	0.25%	0.25%	0.25%	0.25%	0.25%	0.25%	2.99%	
2	Meter Fees	5.00%	0.42%	0.42%	0.42%	0.42%	0.42%	0.42%	0.42%	0.42%	0.42%	0.42%	0.42%	0.42%	5.00%	
3	Main Extension Charge	2.22%	0.19%	0.19%	0.19%	0.19%	0.19%	0.19%	0.19%	0.19%	0.19%	0.19%	0.19%	0.19%	2.33%	
4	Service Installation Fees	2.50%	0.21%	0.21%	0.21%	0.21%	0.21%	0.21%	0.21%	0.21%	0.21%	0.21%	0.21%	0.21%	2.50%	
Property CIAC:																
6	Dist Reservoirs & Standpipes	2.70%	0.23%	0.23%	0.23%	0.23%	0.23%	0.23%	0.23%	0.23%	0.23%	0.23%	0.23%	0.23%	2.70%	
7	T&D Mains	2.22%	0.19%	0.19%	0.19%	0.19%	0.19%	0.19%	0.19%	0.19%	0.19%	0.19%	0.19%	0.19%	2.33%	
8	Services	2.50%	0.21%	0.21%	0.21%	0.21%	0.21%	0.21%	0.21%	0.21%	0.21%	0.21%	0.21%	0.21%	2.50%	
9	Meters/Meter Installation	5.00%	0.42%	0.42%	0.42%	0.42%	0.42%	0.42%	0.42%	0.42%	0.42%	0.42%	0.42%	0.42%	5.00%	
10	Hydrants	0.00%	0.00%	0.00%	0.00%	0.00%	0.19%	0.19%	0.19%	0.19%	0.19%	0.19%	0.19%	0.19%	2.22%	

92

Line No.	Description	Jan	Feb	Mar	Apr	May	Jun	Jul	Aug	Sep	Oct	Nov	Dec	Total 2006
12	Total Water CIAC	0	0	0	0	0	0	0	0	0	0	0	0	0
11	Total Property CIAC	0	0	0	0	0	0	0	0	0	0	0	0	0
10	Hydrants	0	0	0	0	0	0	0	0	0	0	0	0	0
9	Meters/Meter Installation	0	0	0	0	0	0	0	0	0	0	0	0	0
8	Services	0	0	0	0	0	0	0	0	0	0	0	0	0
7	T&D Mains	0	0	0	0	0	0	0	0	0	0	0	0	0
6	Dist Reservoirs & Standpipes	0	0	0	0	0	0	0	0	0	0	0	0	0
5	Total Cash CIAC	0	0	0	0	0	0	0	0	0	0	0	0	0
4	Service Installation Fees	0	0	0	0	0	0	0	0	0	0	0	0	0
3	Main Extension Charge	0	0	0	0	0	0	0	0	0	0	0	0	0
2	Meter Fees	0	0	0	0	0	0	0	0	0	0	0	0	0
1	Water Treatment Equipment	0	0	0	0	0	0	0	0	0	0	0	0	0
(1)	Cash CIAC:	0	0	0	0	0	0	0	0	0	0	0	0	0
(2)	Property CIAC:	0	0	0	0	0	0	0	0	0	0	0	0	0
(3)	Dist Reservoirs & Standpipes	0	0	0	0	0	0	0	0	0	0	0	0	0
(4)	T&D Mains	0	0	0	0	0	0	0	0	0	0	0	0	0
(5)	Services	0	0	0	0	0	0	0	0	0	0	0	0	0
(6)	Meters/Meter Installation	0	0	0	0	0	0	0	0	0	0	0	0	0
(7)	Hydrants	0	0	0	0	0	0	0	0	0	0	0	0	0
(8)	Total Property CIAC	0	0	0	0	0	0	0	0	0	0	0	0	0
(9)	Total Cash CIAC	0	0	0	0	0	0	0	0	0	0	0	0	0
(10)	Water Treatment Equipment	0	0	0	0	0	0	0	0	0	0	0	0	0
(11)	Meter Fees	0	0	0	0	0	0	0	0	0	0	0	0	0
(12)	Main Extension Charge	0	0	0	0	0	0	0	0	0	0	0	0	0
(13)	Service Installation Fees	0	0	0	0	0	0	0	0	0	0	0	0	0
(14)	Total	0	0	0	0	0	0	0	0	0	0	0	0	0
(15)	Total	0	0	0	0	0	0	0	0	0	0	0	0	0
Schedule of Water Amortization of CIAC by Classification- 2006 Harmony Homes - Water Docket No. 060368-WS Schedule Year Ended: 2006 Historic [x] or Projected [x] Explanation: Provide Adjustments to CIAC Amortatory Order balances other than changes resulting from CIAC Additions for 2006 Preparer: A-14 Page: 2, wrk-5 Schedule: Florida Public Service Commission														
12	Total Water CIAC	2	2	2	2	2	2	2	2	2	2	2	2	25
11	Total Property CIAC	0	0	0	0	0	0	0	0	0	0	0	0	0
10	Hydrants	0	0	0	0	0	0	0	0	0	0	0	0	0
9	Meters/Meter Installation	0	0	0	0	0	0	0	0	0	0	0	0	0
8	Services	0	0	0	0	0	0	0	0	0	0	0	0	0
7	T&D Mains	0	0	0	0	0	0	0	0	0	0	0	0	0
6	Dist Reservoirs & Standpipes	0	0	0	0	0	0	0	0	0	0	0	0	0
5	Total Cash CIAC	2	2	2	2	2	2	2	2	2	2	2	2	25
4	Service Installation Fees	0	0	0	0	0	0	0	0	0	0	0	0	0
3	Main Extension Charge	0	0	0	0	0	0	0	0	0	0	0	0	0
2	Meter Fees	2	2	2	2	2	2	2	2	2	2	2	2	25
1	Water Treatment Equipment	0	0	0	0	0	0	0	0	0	0	0	0	0
(1)	Cash CIAC:	2	2	2	2	2	2	2	2	2	2	2	2	25
(2)	Property CIAC:	0	0	0	0	0	0	0	0	0	0	0	0	0
(3)	Dist Reservoirs & Standpipes	0	0	0	0	0	0	0	0	0	0	0	0	0
(4)	T&D Mains	0	0	0	0	0	0	0	0	0	0	0	0	0
(5)	Services	0	0	0	0	0	0	0	0	0	0	0	0	0
(6)	Meters/Meter Installation	0	0	0	0	0	0	0	0	0	0	0	0	0
(7)	Hydrants	0	0	0	0	0	0	0	0	0	0	0	0	0
(8)	Total Property CIAC	0	0	0	0	0	0	0	0	0	0	0	0	0
(9)	Total Cash CIAC	2	2	2	2	2	2	2	2	2	2	2	2	25
(10)	Water Treatment Equipment	0	0	0	0	0	0	0	0	0	0	0	0	0
(11)	Meter Fees	2	2	2	2	2	2	2	2	2	2	2	2	25
(12)	Main Extension Charge	0	0	0	0	0	0	0	0	0	0	0	0	0
(13)	Service Installation Fees	0	0	0	0	0	0	0	0	0	0	0	0	0
(14)	Total	2	2	2	2	2	2	2	2	2	2	2	2	25
(15)	Total	2	2	2	2	2	2	2	2	2	2	2	2	25
Schedule of Water Amortization of CIAC by Classification- 2006 Harmony Homes - Water Docket No. 060368-WS Schedule Year Ended: 2006 Historic [x] or Projected [x] Explanation: Provide a Schedule showing additions to CIAC during 2006 from the date of Acquisition Preparer: A-14 Page: 2, wrk-4 Schedule: Florida Public Service Commission														

Schedule of Water Amortization of CIAC by Classification - 2006		Florida Public Service Commission													
Adjusted Accum Amort of CIAC Balances - 2006		Schedule: A-14 Page: 2, Wrt-8 Preparer:													
Line No.	Description	(2) 12/31/05	(3) 01/31/06	(4) 02/28/06	(5) 03/31/06	(6) 04/30/06	(7) 05/31/06	(8) 06/30/06	(9) 07/31/06	(10) 08/31/06	(11) 09/30/06	(12) 10/31/06	(13) 11/30/06	(14) Test Year End 12/31/06	(15) Average Balance
Harmony Homes - Water Docket No. 060388-WS Schedule Year Ended: 2006 Historic [X] or Projected []		Explanation: Provide adjusted Accumulated Amortization of CIAC balances by account for the period beginning 12/31/05 through the year ended 12/31/06, and 13 month average.													
1	Cash CIAC:														
2	Water Treatment Equipment	2	2	2	2	2	2	2	2	2	2	2	2	2	2
3	Meter Fees	346	346	348	350	352	354	356	358	360	362	365	367	369	356
4	Main Extension Charge	0	0	0	0	0	0	0	0	0	0	0	0	0	0
5	Service Installation Fees	0	0	0	0	0	0	0	0	0	0	0	0	0	0
6	Total Cash CIAC	346	348	350	352	354	357	359	361	363	365	367	369	371	359
Property CIAC:															
7	Dist Reservoirs & Standpipes	0	0	0	0	0	0	0	0	0	0	0	0	0	0
8	T&D Mains	0	0	0	0	0	0	0	0	0	0	0	0	0	0
9	Services	0	0	0	0	0	0	0	0	0	0	0	0	0	0
10	Meters/Meter Installation	0	0	0	0	0	0	0	0	0	0	0	0	0	0
11	Hydrants	0	0	0	0	0	0	0	0	0	0	0	0	0	0
12	Total Property CIAC	0	0	0	0	0	0	0	0	0	0	0	0	0	0
13	Total Water CIAC	346	348	350	352	354	357	359	361	363	365	367	369	371	359

94a

Schedule of Accumulated Amortization of CIAC by Classification

Test Year Average Balance

Harmony Homes

Docket No. 060368-WS

Test Year Ending 12/31/06

Florida Public Service Commission

Schedule: A-14

Page: 4 of 5

Preparer: Robert M. Griffin

Explanation: Provide the Adjusted monthly and average Accumulated Amortization of CIAC balances by classification. If a projected year is employed, provide breakdown for test year, base year and intermediate year also.

Line No.	(1) Description	(2) Prior Year 12/31/05	(3) Jan	(4) Feb	(5) Mar	(6) Apr	(7) May	(8) Jun	(9) Jul	(10) Aug	(11) Sep	(12) Oct	(13) Nov	(14) Test Year End Dec	(15) Average Balance
WATER															
Cash															
1	Water Treatment Equipment	2	2	2	2	2	2	2	2	2	2	2	2	2	2
2	Meter Fees	344	346	348	350	352	354	356	358	360	362	365	367	369	356
3	Main Extension Charge	0	0	0	0	0	0	0	0	0	0	0	0	0	0
4	Service Installation Fees	0	0	0	0	0	0	0	0	0	0	0	0	0	0
5	Total Cash	346	348	350	352	354	357	359	361	363	365	367	369	371	359
Property															
6	Dist Reservoirs & Standpipes	0	0	0	0	0	0	0	0	0	0	0	0	0	0
7	T&D Mains	0	0	0	0	0	0	0	0	0	0	0	0	0	0
8	Services	0	0	0	0	0	0	0	0	0	0	0	0	0	0
9	Meters/Meter Installation	0	0	0	0	0	0	0	0	0	0	0	0	0	0
10	Hydrants	0	0	0	0	0	0	0	0	0	0	0	0	0	0
11	Total Property	0	0	0	0	0	0	0	0	0	0	0	0	0	0
12	Total Water	346	348	350	352	354	357	359	361	363	365	367	369	371	359
SEWER															
Cash															
13	Treatment & Disposal Equipment	NA	NA	NA	NA	NA	NA	NA	NA	NA	NA	NA	NA	NA	0
14	Other	NA	NA	NA	NA	NA	NA	NA	NA	NA	NA	NA	NA	NA	0
15	Main Extension Charge	NA	NA	NA	NA	NA	NA	NA	NA	NA	NA	NA	NA	NA	0
16	Service Installation Fees	NA	NA	NA	NA	NA	NA	NA	NA	NA	NA	NA	NA	NA	0
17	Total Cash	0	0	0	0	0	0	0	0	0	0	0	0	0	0
Property															
18	Structures & Improvements	NA	NA	NA	NA	NA	NA	NA	NA	NA	NA	NA	NA	NA	0
19	Collection Sewers- Force	NA	NA	NA	NA	NA	NA	NA	NA	NA	NA	NA	NA	NA	0
20	Collection Sewers- Gravity	NA	NA	NA	NA	NA	NA	NA	NA	NA	NA	NA	NA	NA	0
21	Services to Customers	NA	NA	NA	NA	NA	NA	NA	NA	NA	NA	NA	NA	NA	0
22	Lift Stations	NA	NA	NA	NA	NA	NA	NA	NA	NA	NA	NA	NA	NA	0
23	Pumping Equipment	NA	NA	NA	NA	NA	NA	NA	NA	NA	NA	NA	NA	NA	0
24	Reuse Services	NA	NA	NA	NA	NA	NA	NA	NA	NA	NA	NA	NA	NA	0
25	Reuse Transmission & Dist Mains	NA	NA	NA	NA	NA	NA	NA	NA	NA	NA	NA	NA	NA	0
26	Other Plant Misc Equip	NA	NA	NA	NA	NA	NA	NA	NA	NA	NA	NA	NA	NA	0
27	Total Property	0	0	0	0	0	0	0	0	0	0	0	0	0	0
28	Total Sewer	0	0	0	0	0	0	0	0	0	0	0	0	0	0

171

CALCULATE CIAC AMORTIZATION RATES- January thru December 2007

Schedule of Water Amortization of CIAC by Classification- 2007
 Calculate Amortization Rates for Calendar Year 2005

Florida Public Service Commission

Harmony Homes - Water
 Docket No. 060368-WS
 Schedule Year Ended: 2007
 Historic [] or Projected [X]

Explanation: Identify CIAC Amortization Rates based on Annual Report Depreciation Rates

Schedule: A-12
 Page:
 Preparer:

				Annual Dep'n Rate	Monthly Dep'n Rate
Categories-lines to below					
1	Cash CIAC:				
1	Capacity Charges	271.1	Water Treatment Equip (see Composite Calc)	3.28%	0.27%
2	CIAC-1999 Acquisition	271.3	Water Treatment Equip (see Composite Calc)	3.28%	0.27%
3	Unclaimed Refunds	271.3	Water Treatment Equip (see Composite Calc)	3.28%	0.27%
4	Main Ext Charge	271.3	Main Extension Charge acct 331.4	2.33%	0.24%
5	Serv Install Charge	271.3	Service Installation Charge acct 333.4	2.50%	0.21%
6	Meter Fees	271.3	Meter Fees acct 334.4	5.00%	0.42%
7	Total Cash CIAC				
8	Contributed Property	271.2			
8	Dist Res & Standpipe	330.4		2.70%	0.23%
9	T&D Mains	331.4		2.33%	0.19%
10	Services	333.4		2.50%	0.21%
11	Meters/Meter Installation	334.4		5.00%	0.42%
12	Hydrants	335.4		2.22%	0.19%

95

Composite Rate Calculation:		UPIS Balance 12/31/06			Depreciation Rate		Depreciation								
		Adj Bal	Contr Prop	For Comp Calc	Annual	Monthly	Expense								
1	INTANGIBLE PLANT														
2	Organization	301.1	0		2.50%										
3	Franchises	302.1	726		2.50%										
4	Other Plant & Misc. Equipment	339.1	0		0.00%										
5	SOURCE OF SUPPLY & PUMPING PLANT														
6	Land & Land Rights	303.2	0		0.00%										
7	Structures & Improvements	304.2	7,892	7,892	3.13%	0.26%	247								
8	Collect. & Impound Reservoirs	305.2	0		2.00%										
9	Lake, River & Other Intakes	306.2	0		2.50%										
10	Wells & Springs	307.2	2,520	2,520	3.33%	0.28%	84								
11	Infiltration Galleries & Tunnels	308.2	0		2.50%										
12	Supply Mains	309.2	2,218	2,218	2.86%	0.24%	63								
13	Power Generation Equipment	310.2	0	0	5.00%	0.42%	0								
14	Pumping Equipment	311.2	8,218	8,218	5.00%	0.42%	411								
15	Other Plant & Misc. Equipment	339.2	104		5.56%										
16	WATER TREATMENT PLANT														
17	Land & Land Rights	303.3	764		0.00%										
18	Structures & Improvements	304.3	0	0	3.13%	0.26%	0								
19	Pumping Equipment	311.3	0		5.00%										
20	Water Treatment Equipment	320.3	6,376	6,376	4.55%	0.38%	290								
21	Other Plant & Misc. Equipment	339.3	0		5.56%										
22	TRANSMISSION & DISTRIBUTION PLANT														
23	Land & Land Rights	303.4	0		0.00%										
24	Structures & Improvements	304.4	0	0	3.13%	0.26%	0								
25	Pumping Equipment	311.4	0		5.00%										
26	Distr. Reservoirs & Standpipes	330.4	7,522	7,522	2.70%	0.23%	203								
27	Transm. & Distribution Mains	331.4	30,851	30,851	2.33%	0.19%	717								
28	Services	333.4	11,913	11,913	2.50%	0.21%	289								
29	Meters & Meter Installations	334.4	13,533	13,533	5.00%	0.42%	677								
30	Hydrants	335.4	0	0	2.22%	0.19%	0								
31	Backflow Prevention	336.4	0		6.67%										
32	Other Plant & Misc. Equipment	339.4	0	0	4.00%	0.33%	0								
33	GENERAL PLANT														
34	Land & Land Rights	303.5	0		0.00%										
35	Structures & Improvements	304.5	0		2.50%										
36	Office Furniture & Equipment	340.5	0		6.67%										
37	Computer Equipment	340.51	0		16.67%										
38	Transportation Equipment	341.5	0		16.67%										
39	Stores Equipment	342.5	0		5.56%										
40	Tools, Shop & Garage Equipment	343.5	0		6.25%										
41	Laboratory Equipment	344.5	0		6.67%										
42	Power Operated Equipment	345.5	0		8.33%										
43	Communication Equipment	346.5	5,426		10.00%										
44	Miscellaneous Equipment	347.5	0		6.67%										
45	Other Tangible Plant	348.5	0		10.00%										
63	UPIS/Dep Exp Totals and Composite Rate for CIAC Amortization			91,043			2,990								Composite Rate 3.28%
				TRUE											

96

		Explanation: Rearrange Amortization Rates for CIAC shown above into new Categories that combine certain data									
Line No.	Description										
						Annual Depr Rate	Mo Depr Rate				
	Cash CIAC:										
64	Water Treatment Equipment					3.28%	0.27%				
65	Meter Fees					5.00%	0.42%				
66	Main Extension Charge					2.33%	0.24%				
67	Service Installation Fees					2.50%	0.21%				
	Property CIAC:										
68	Dist Res & Standpipe					2.70%	0.23%				
69	T&D Mains					2.33%	0.19%				
70	Services					2.50%	0.21%				
71	Meters/Meter Installation					5.00%	0.42%				
72	Hydrants					2.22%	0.19%				

97

Schedule of Water Amortization of CIAC by Classification- 2007															Florida Public Service Commission		
Adjusted CIAC Balances - 2007															Schedule: A-12		
Harmony Homes - Water															Page: 4 of 8		
Docket No. 060368-WS															Preparer:		
Schedule Year Ended: 2007																	
Historic [] or Projected [X]																	
Explanation: Provide Adjusted CIAC balances by account for 2007																	
Line No.	Description	(2) 12/31/06	(3) 01/31/07	(4) 02/28/07	(5) 03/31/07	(6) 04/30/07	(7) 05/31/07	(8) 06/30/07	(9) 07/31/07	(10) 08/31/07	(11) 09/30/07	(12) 10/31/07	(13) 11/30/07	(14) 12/31/07	(15) Average Balance		
Cash CIAC:																	
1	Water Treatment Equipment	5	5	5	5	5	5	5	5	5	5	5	5	5	5	5	
2	Meter Fees	493	493	493	493	493	493	493	493	493	493	493	493	493	493	493	
3	Main Extension Charge	0	0	0	0	0	0	0	0	0	0	0	0	0	0	0	
4	Service Installation Fees	0	0	0	0	0	0	0	0	0	0	0	0	0	0	0	
5	Total Cash CIAC	498	498	498	498	498	498	498	498	498	498	498	498	498	498	498	
Property CIAC:																	
6	Dist Reservoirs & Standpipes	0	0	0	0	0	0	0	0	0	0	0	0	0	0	0	
7	T&D Mains	0	0	0	0	0	0	0	0	0	0	0	0	0	0	0	
8	Services	0	0	0	0	0	0	0	0	0	0	0	0	0	0	0	
9	Meters/Meter Installation	0	0	0	0	0	0	0	0	0	0	0	0	0	0	0	
10	Hydrants	0	0	0	0	0	0	0	0	0	0	0	0	0	0	0	
11	Total Property CIAC	0	0	0	0	0	0	0	0	0	0	0	0	0	0	0	
12	Total Water CIAC	498	498	498	498	498	498	498	498	498	498	498	498	498	498	498	

Schedule of Water Amortization of CIAC by Classification- 2007															Florida Public Service Commission		
CIAC Amortization Rates - 2005															Schedule: A-14		
Harmony Homes - Water															Page: 2, wrk-3		
Docket No. 060368-WS															Preparer:		
Schedule Year Ended: 2007																	
Historic [] or Projected [X]																	
Explanation: Provide a Schedule showing Amortization Rates by CIAC Categories																	
Line No.	(1) Description	(2) Annual Rates	(3) Jan	(4) Feb	(5) Mar	(6) Monthly Rates Apr	(7) May	(8) Jun	(9) Jul	(10) Aug	(11) Sep	(12) Oct	(13) Nov	(14) Dec			
Cash CIAC:																	
1	Water Treatment Equipment	3.28%	0.27%	0.27%	0.27%	0.27%	0.27%	0.27%	0.27%	0.27%	0.27%	0.27%	0.27%	0.27%	0.27%	0.27%	
2	Meter Fees	5.00%	0.42%	0.42%	0.42%	0.42%	0.42%	0.42%	0.42%	0.42%	0.42%	0.42%	0.42%	0.42%	0.42%	0.42%	
3	Main Extension Charge	2.33%	0.24%	0.24%	0.24%	0.24%	0.24%	0.24%	0.24%	0.24%	0.24%	0.24%	0.24%	0.24%	0.24%	0.24%	
4	Service Installation Fees	2.50%	0.21%	0.21%	0.21%	0.21%	0.21%	0.21%	0.21%	0.21%	0.21%	0.21%	0.21%	0.21%	0.21%	0.21%	
Property CIAC:																	
6	Dist Reservoirs & Standpipes	2.70%	0.23%	0.23%	0.23%	0.23%	0.23%	0.23%	0.23%	0.23%	0.23%	0.23%	0.23%	0.23%	0.23%	0.23%	
7	T&D Mains	2.33%	0.19%	0.19%	0.19%	0.19%	0.19%	0.19%	0.19%	0.19%	0.19%	0.19%	0.19%	0.19%	0.19%	0.19%	
8	Services	2.50%	0.21%	0.21%	0.21%	0.21%	0.21%	0.21%	0.21%	0.21%	0.21%	0.21%	0.21%	0.21%	0.21%	0.21%	
9	Meters/Meter Installation	5.00%	0.42%	0.42%	0.42%	0.42%	0.42%	0.42%	0.42%	0.42%	0.42%	0.42%	0.42%	0.42%	0.42%	0.42%	
10	Hydrants	2.22%	0.19%	0.19%	0.19%	0.19%	0.19%	0.19%	0.19%	0.19%	0.19%	0.19%	0.19%	0.19%	0.19%	0.19%	

86

Schedule of Water Amortization of CIAC by Classification - 2007		Florida Public Service Commission													
Adjusted Accum Amort of CIAC Balances - 2007		Schedule: A-14													
Harmony Homes - Water		Page: 2, wrk-8													
Docket No. 060368-WS															
Schedule Year Ended: 2007															
Historic [] or Projected [X]															
Line No.	Description	(2)	(3)	(4)	(5)	(6)	(7)	(8)	(9)	(10)	(11)	(12)	(13)	(14)	(15)
		12/31/06	01/31/07	02/28/07	03/31/07	04/30/07	05/31/07	06/30/07	07/31/07	08/31/07	09/30/07	10/31/07	11/30/07	12/31/07	Average Balance
Cash CIAC:															
1	Water Treatment Equipment	371	373	375	377	379	381	383	385	386	390	392	394	396	363
2	Meter Fees	369	371	373	375	377	379	381	383	385	387	389	391	383	381
3	Main Extension Charge	0	0	0	0	0	0	0	0	0	0	0	0	0	0
4	Service Installation Fees	0	0	0	0	0	0	0	0	0	0	0	0	0	0
5	Total Cash CIAC	371	373	375	377	379	381	383	385	386	390	392	394	396	363
Property CIAC:															
6	Dist Reservoirs & Signpipes	0	0	0	0	0	0	0	0	0	0	0	0	0	0
7	TSD Mains	0	0	0	0	0	0	0	0	0	0	0	0	0	0
8	Services	0	0	0	0	0	0	0	0	0	0	0	0	0	0
9	Meters/Meter Installation	0	0	0	0	0	0	0	0	0	0	0	0	0	0
10	Hydants	0	0	0	0	0	0	0	0	0	0	0	0	0	0
11	Total Property CIAC	0	0	0	0	0	0	0	0	0	0	0	0	0	0
12	Total Water CIAC	371	373	375	377	379	381	383	385	386	390	392	394	396	363

Explanation: Provide adjusted Accumulated Amortization of CIAC balances by account for the period beginning 12/31/06 through the year ended 12/31/07, and 13 month average.

Preparer:

100a

Schedule of Accumulated Amortization of CIAC by Classification

Test Year Average Balance

Harmony Homes

Docket No. 060368-WS

Test Year Ending 12/31/07

Florida Public Service Commission

Schedule: A-14

Page: 5 of 5

Preparer: Robert M. Griffin

Explanation: Provide the Adjusted monthly and average Accumulated Amortization of CIAC balances by classification. If a projected year is employed, provide breakdown for test year, base year and intermediate year also.

Line No.	(1) Description	(2) Prior Year 12/31/06	(3) Jan	(4) Feb	(5) Mar	(6) Apr	(7) May	(8) Jun	(9) Jul	(10) Aug	(11) Sep	(12) Oct	(13) Nov	(14) Test Year End Dec	(15) Average Balance
WATER															
Cash															
1	Water Treatment Equipment	2	2	2	2	2	2	2	2	3	3	3	3	3	2
2	Meter Fees	369	371	373	375	377	379	381	383	385	387	389	391	393	381
3	Main Extension Charge	0	0	0	0	0	0	0	0	0	0	0	0	0	0
4	Service Installation Fees	0	0	0	0	0	0	0	0	0	0	0	0	0	0
5	Total Cash	371	373	375	377	379	381	383	385	388	390	392	394	396	383
Property															
6	Dist Reservoirs & Standpipes	0	0	0	0	0	0	0	0	0	0	0	0	0	0
7	T&D Mains	0	0	0	0	0	0	0	0	0	0	0	0	0	0
8	Services	0	0	0	0	0	0	0	0	0	0	0	0	0	0
9	Meters/Meter Installation	0	0	0	0	0	0	0	0	0	0	0	0	0	0
10	Hydrants	0	0	0	0	0	0	0	0	0	0	0	0	0	0
11	Total Property	0	0	0	0	0	0	0	0	0	0	0	0	0	0
12	Total Water	371	373	375	377	379	381	383	385	388	390	392	394	396	383
SEWER															
Cash															
13	Treatment & Disposal Equipment	NA	NA	NA	NA	NA	NA	NA	NA	NA	NA	NA	NA	NA	0
14	Other	NA	NA	NA	NA	NA	NA	NA	NA	NA	NA	NA	NA	NA	0
15	Main Extension Charge	NA	NA	NA	NA	NA	NA	NA	NA	NA	NA	NA	NA	NA	0
16	Service Installation Fees	NA	NA	NA	NA	NA	NA	NA	NA	NA	NA	NA	NA	NA	0
17	Total Cash	0	0	0	0	0	0	0	0	0	0	0	0	0	0
Property															
18	Structures & Improvements	NA	NA	NA	NA	NA	NA	NA	NA	NA	NA	NA	NA	NA	0
19	Collection Sewers- Force	NA	NA	NA	NA	NA	NA	NA	NA	NA	NA	NA	NA	NA	0
20	Collection Sewers- Gravity	NA	NA	NA	NA	NA	NA	NA	NA	NA	NA	NA	NA	NA	0
21	Services to Customers	NA	NA	NA	NA	NA	NA	NA	NA	NA	NA	NA	NA	NA	0
22	Lift Stations	NA	NA	NA	NA	NA	NA	NA	NA	NA	NA	NA	NA	NA	0
23	Pumping Equipment	NA	NA	NA	NA	NA	NA	NA	NA	NA	NA	NA	NA	NA	0
24	Reuse Services	NA	NA	NA	NA	NA	NA	NA	NA	NA	NA	NA	NA	NA	0
25	Reuse Transmission & Dist Mains	NA	NA	NA	NA	NA	NA	NA	NA	NA	NA	NA	NA	NA	0
26	Other Plant Misc Equip	NA	NA	NA	NA	NA	NA	NA	NA	NA	NA	NA	NA	NA	0
27	Total Property	0	0	0	0	0	0	0	0	0	0	0	0	0	0
28	Total Sewer	0	0	0	0	0	0	0	0	0	0	0	0	0	0

7001