

ORIGINAL

Holiday Haven - Water

Docket No. 060368-WS

Application to Increase Rates and Charges
For a "Class A" Utility
In

Rate Base Workpapers

Utility Plant in Service
Accumulated Depreciation
CIAC
Accumulated Amortization of CIAC

DOCUMENT NUMBER-DATE

00688 JAN 24 8

FPSC-COMMISSION CLERK



Index of Rate Base Workpapers- UPIS, Accum Depr, CIAC, Accum Amort of CIAC		FWS		ASI	
Describe Workpaper	Water	Sewer	Water	Sewer	
	Page ref	Page ref	Page ref	Page ref	
Company Header Sheet	1	1	1	1	
Index Page	2 a,b	2 a,b	2 a,b	2 a,b	
Utility Plant in Service					
Per Books- by month					
2004	3	3	N/A	N/A	
2005	4 a,b	4 a,b	4 a,b	4 a,b	
2006	5	5	5	5	
Details of changes and year end balances since Rate Base last established through 12/31/07					
	6	6	6 a,b	6 a,b	
Adjusted Balances					
2004					
Amendatory Order Balances	7	7	N/A	N/A	
CWIP to Plant	8	8	N/A	N/A	
Retirements	9	9	N/A	N/A	
Adjustments	10	10	N/A	N/A	
2004 Monthly Balances-Adjusted	11	11	N/A	N/A	
2005					
CWIP to Plant	12	12	N/A	N/A	
Retirements	13	13	N/A	N/A	
Adjustments	14	14	14	14	
a,b 2005 Monthly Balances-Adjusted	15 a,b	15 a,b	15 a,b	15 a,b	
2006					
CWIP to Plant	16	16	16	16	
Retirements	17	17	17	17	
Adjustments	18	18	18	18	
a,b 2006 Monthly Balances-Adjusted	19 a,b	19 a,b	19 a,b	19 a,b	
2007					
CWIP to Plant	20	20	20	20	
Retirements	21	21	21	21	
Adjustments	22	22	22	22	
a,b 2007 Monthly Balances-Adjusted	23 a,b	23 a,b	23 a,b	23 a,b	
Accumulated Depreciation					
Per Books- by month					
2004	24	24	N/A	N/A	
2005	25 a,b	25 a,b	25 a,b	25 a,b	
2006	26	26	26	26	
Details of changes and year end balances since Rate Base last established through 12/31/07					
	27	27	27 a,b	27 a,b	
Adjusted Balances					
2004					
Amendatory Order Balances	28	28	N/A	N/A	
Depreciable Plant	29	29	N/A	N/A	
Depreciation Rates	30	30	N/A	N/A	
Depreciation Expense	31	31	N/A	N/A	
Retirements	32	32	N/A	N/A	
Adjustments	33	33	N/A	N/A	
2004 Monthly Balances-Adjusted	34	34	N/A	N/A	
2005					
Depreciable Plant	35	35	N/A	N/A	
Depreciation Rates	36	36	N/A	N/A	
Depreciation Expense	37	37	N/A	N/A	
Retirements	38	38	N/A	N/A	
Adjustments	39	39	39	39	
2005 Monthly Balances-Adjusted	40 a,b	40 a,b	40 a,b	40 a,b	
2006					
Depreciable Plant	41	41	41	41	
Depreciation Rates	42	42	42	42	
Depreciation Expense	43	43	43	43	
Retirements	44	44	44	44	
Adjustments	45	45	45	45	
2006 Monthly Balances-Adjusted	46 a,b	46 a,b	46 a,b	46 a,b	
2007					
Depreciable Plant	47	47	47	47	
Depreciation Rates	48	48	48	48	
Depreciation Expense	49	49	49	49	
Retirements	50	50	50	50	
Adjustments	51	51	51	51	
2007 Monthly Balances-Adjusted	52 a,b	52 a,b	52 a,b	52 a,b	

Note: pages above marked "a" refer to Rate Base Workpapers which exclude Admin level IT amounts which benefit all Florida systems.
 Pages marked "b" are MFR pages which include appropriate amounts as "Computer Equipment" (acct 340.51)

2c

Index of Rate Base Workpapers- UPIS, Accum Depr, CIAC, Accum Amort of CIAC

Describe Workpaper	FWS		ASI	
	Water	Sewer	Water	Sewer
	Page ref	Page ref	Page ref	Page ref
CIAC				
Per Books - by month				
2004	53	53	N/A	N/A
2005	54 a,b	54 a,b	54 a,b	54 a,b
2006	55	55	55	55
Details of changes and year end balances since Rate Base last established through 12/31/07				
	56	56	56 a,b	56 a,b
Adjusted Balances				
2004				
FWS Amendatory Order Balances, or ASI 12/31/04 balances -assigned to categories	57	57	57	57
Amendatory Order Balances	58	58	N/A	N/A
CIAC Additions	59	59	N/A	N/A
Adjustments	60	60	N/A	N/A
Adjusted CIAC Balances	61	61	N/A	N/A
2005				
CIAC Additions	62	62	62	62
Adjustments	62	62	62	62
Adjusted CIAC Balances	63 a,b	63 a,b	63 a,b	63 a,b
2006				
CIAC Additions	64	64	64	64
Adjustments	64	64	64	64
Adjusted CIAC Balances	65 a,b	65 a,b	65 a,b	65 a,b
2007				
CIAC Additions	66	66	66	66
Adjustments	66	66	66	66
Adjusted CIAC Balances	67 a,b	67 a,b	67 a,b	67 a,b
Accumulated Amort of CIAC				
Per Books - by month				
2004	68	68	N/A	N/A
2005	69 a,b	69 a,b	69 a,b	69 a,b
2006	70	70	70	70
Details of changes and year end balances since Rate Base last established through 12/31/07				
	71	71	71 a,b	71 a,b
Adjusted Balances				
2004				
FWS Amendatory Order Balances, or ASI 12/31/04 balances -assigned to categories	72	72	72	72
Amendatory Order Balances	73	73	N/A	N/A
Calculate Amort Rates eff 6/30/04	74-76	74-76	N/A	N/A
CIAC Balances	77	77	N/A	N/A
Amortization Rates	77	77	N/A	N/A
Amortization Expense	78	78	N/A	N/A
Adjustments	78	78	N/A	N/A
2004 Monthly Balances	79	79	N/A	N/A
2005				
Calculate Amort Rates eff 1/1/05	80-82	80,81	80-82	80,81
CIAC Balances	83	83	83	83
Amortization Rates	83	83	83	83
Amortization Expense	84	84	84	84
Adjustments	84	84	84	84
2005 Monthly Balances	85 a,b	85 a,b	85 a,b	85 a,b
2006				
Calculate Amort Rates eff 1/1/06	86-88	86-88	86,87	86,87
Calculate Amort Rates eff 5/1/06	89-91	89,90	N/A	N/A
CIAC Balances	92	92	92	92
Amortization Rates	92	92	92	92
Amortization Expense	93	93	93	93
Adjustments	93	93	93	93
2006 Monthly Balances	94 a,b	94 a,b	94 a,b	94 a,b
2007				
Calculate Amort Rates eff 1/1/07	95-97	95-96	95,96	95,96
CIAC Balances	98	98	98	98
Amortization Rates	98	98	98	98
Amortization Expense	99	99	99	99
Adjustments	99	99	99	99
2006 Monthly Balances	100 a,b	100 a,b	100 a,b	100 a,b

Note: pages above marked "a" refer to Rate Base Workpapers which exclude Admin level IT amounts which benefit all Florida systems. Pages marked "b" are MFR pages which include appropriate amounts as "Computer Equipment" (acct 340.51)

2b

Schedule of Water Plant in Service By Primary Account- 2004 June through December Balances - 2004									Florida Public Service Commission				
Holiday Haven - Water		101	6411	FWS	Holiday Haven - Water				Schedule: A-5				
Docket No. 060368-WS		Explanation: Provide UPIS balances by account for the period beginning 6/30/04 when the Florida Water Services properties were acquired by AQUA, Inc. through the year ended 12/31/04. While 2005 is the historical test year, balances back to 6/30/04 are needed since adjustments to book balances are made beginning that date.							Page: 2 of 8				
Schedule Year Ended: 2004									Preparer: <name>				
Historic [x] or Projected []													
Line No.	Acct No.	(1) AccountName	(2) 06/30/04	(3) 07/31/04	(4) 08/31/04	(5) 09/30/04	(6) 10/31/04	(7) 11/30/04	(8) 12/31/04				
1		INTANGIBLE PLANT											
2	301.1	Organization	0	0	0	0	0	0	0				
3	302.1	Franchises	0	0	0	0	0	0	0				
4	339.1	Other Plant & Misc. Equipment	0	0	0	0	0	0	0				
5		SOURCE OF SUPPLY & PUMPING PLANT											
6	303.2	Land & Land Rights	0	0	0	0	0	0	0				
7	304.2	Structures & Improvements	0	0	0	0	0	0	0				
8	305.2	Collect. & Impound Reservoirs	0	0	0	0	0	0	0				
9	306.2	Lake, River & Other Intakes	0	0	0	0	0	0	0				
10	307.2	Wells & Springs	0	0	0	0	0	0	0				
11	308.2	Infiltration Galleries & Tunnels	0	0	0	0	0	0	0				
12	309.2	Supply Mains	0	0	0	0	0	0	0				
13	310.2	Power Generation Equipment	0	0	0	0	0	0	0				
14	311.2	Pumping Equipment	0	0	0	0	0	0	0				
15	339.2	Other Plant & Misc. Equipment	0	0	0	0	0	0	0				
16		WATER TREATMENT PLANT											
17	303.3	Land & Land Rights	0	0	0	0	0	0	0				
18	304.3	Structures & Improvements	0	0	0	0	0	0	0				
19	311.3	Pumping Equipment	0	0	0	0	0	0	0				
20	320.3	Water Treatment Equipment	0	0	0	0	0	0	0				
21	339.3	Other Plant & Misc. Equipment	0	0	0	0	0	0	0				
22		TRANSMISSION & DISTRIBUTION PLANT											
23	303.4	Land & Land Rights	0	0	0	0	0	0	0				
24	304.4	Structures & Improvements	0	0	0	0	0	0	0				
25	311.4	Pumping Equipment	0	0	0	0	0	0	0				
26	330.4	Distr. Reservoirs & Standpipes	0	0	0	0	0	0	0				
27	331.4	Transm. & Distribution Mains	0	0	0	0	0	0	0				
28	333.4	Services	0	0	0	0	0	0	0				
29	334.4	Meters & Meter Installations	0	0	0	0	0	0	0				
30	335.4	Hydrants	0	0	0	0	0	0	0				
31	336.4	Backflow Prevention	0	0	0	0	0	0	0				
32	339.4	Other Plant & Misc. Equipment	0	0	0	0	0	0	0				
33		GENERAL PLANT											
34	303.5	Land & Land Rights	0	0	0	0	0	0	0				
35	304.5	Structures & Improvements	0	0	0	0	0	0	0				
36	340.5	Office Furniture & Equipment	0	0	0	0	0	0	0				
37	340.51	Computer Equipment	0	0	0	0	0	0	0				
38	341.5	Transportation Equipment	0	0	0	0	0	0	0				
39	342.5	Stores Equipment	0	0	0	0	0	0	0				
40	343.5	Tools, Shop & Garage Equipment	0	0	0	0	0	0	0				
41	344.5	Laboratory Equipment	0	0	0	0	0	0	0				
42	345.5	Power Operated Equipment	0	0	0	0	0	0	0				
43	346.5	Communication Equipment	0	0	0	0	0	0	0				
44	347.5	Miscellaneous Equipment	0	0	0	0	0	0	0				
45	348.5	Other Tangible Plant	0	0	0	0	0	0	0				
46		TOTAL	0	0	0	0	0	0	0				

3

Schedule of Water Plant in Service By Primary Account- 2005															Florida Public Service Commission				
Monthly UPIS Balances per Books- 2005																			
Holiday Haven - Water																			
Docket No. 060388-W5																			
Schedule Year Ended: 2005																			
Historic [x] or Projected []																			
Line No.	Acct No.	Account Name	(2) Prior Year 12/31/04	(3) 01/31/05	(4) 02/28/05	(5) 03/31/05	(6) 04/30/05	(7) 05/31/05	(8) 06/30/05	(9) 07/31/05	(10) 08/31/05	(11) 09/30/05	(12) 10/31/05	(13) 11/30/05	(14) 12/31/05	(15) Average Balance	Schedule: A-5	Page: 5 of 8	Preparer: <name>
1		INTANGIBLE PLANT																	
2	301.1	Organization	0	0	0	0	0	0	0	0	0	0	0	0	0	0	0	0	0
3	302.1	Franchises	0	0	0	0	0	0	0	0	0	0	0	0	0	0	0	0	0
4	339.1	Other Plant & Misc. Equipment	0	0	0	0	0	0	0	0	0	0	0	0	0	0	0	0	0
5		SOURCE OF SUPPLY & PUMPING PLANT																	
6	303.2	Land & Land Rights	0	0	0	0	0	0	0	0	0	0	0	0	0	0	0	0	0
7	304.2	Structures & Improvements	0	0	0	0	0	0	0	0	0	0	0	0	0	0	0	0	0
8	305.2	Collect. & Impound Reservoirs	0	0	0	0	0	0	0	0	0	0	0	0	0	0	0	0	0
9	306.2	Lake, River & Other Intakes	0	0	0	0	0	0	0	0	0	0	0	0	0	0	0	0	0
10	307.2	Weirs & Springs	0	0	0	0	0	0	0	0	0	0	0	0	0	0	0	0	0
11	308.2	Infiltration Galleries & Tunnels	0	0	0	0	0	0	0	0	0	0	0	0	0	0	0	0	0
12	309.2	Supply Mains	0	0	0	0	0	0	0	0	0	0	0	0	0	0	0	0	0
13	310.2	Power Generation Equipment	0	0	0	0	0	0	0	0	0	0	0	0	0	0	0	0	0
14	311.2	Pumping Equipment	0	0	0	0	0	0	0	0	0	0	0	0	0	0	0	0	0
15	339.2	Other Plant & Misc. Equipment	0	0	0	0	0	0	0	0	0	0	0	0	0	0	0	0	0
16		WATER TREATMENT PLANT																	
17	303.3	Land & Land Rights	0	0	0	0	0	0	0	0	0	0	0	0	0	0	0	0	0
18	304.3	Structures & Improvements	0	0	0	0	0	0	0	0	0	0	0	0	0	0	0	0	0
19	311.3	Pumping Equipment	0	0	0	0	0	0	0	0	0	0	0	0	0	0	0	0	0
20	320.3	Water Treatment Equipment	0	0	0	0	0	0	0	0	0	0	0	0	0	0	0	0	0
21	339.3	Other Plant & Misc. Equipment	0	0	0	0	0	0	0	0	0	0	0	0	0	0	0	0	0
22		TRANSMISSION & DISTRIBUTION PLANT																	
23	303.4	Land & Land Rights	0	0	0	0	0	0	0	0	0	0	0	0	0	0	0	0	0
24	304.4	Structures & Improvements	0	0	0	0	0	0	0	0	0	0	0	0	0	0	0	0	0
25	311.4	Pumping Equipment	0	0	0	0	0	0	0	0	0	0	0	0	0	0	0	0	0
26	330.4	Dist. Reservoirs & Standpipes	0	0	0	0	0	0	0	0	0	0	0	0	0	0	0	0	0
27	331.4	Transm. & Distribution Mains	0	0	0	0	0	0	0	0	0	0	0	0	0	0	0	0	0
28	333.4	Services	0	0	0	0	0	0	0	0	0	0	0	0	0	0	0	0	0
29	334.4	Meters & Meter Installations	0	0	0	0	0	0	0	0	0	0	0	0	0	0	0	0	0
30	335.4	Hydrants	0	0	0	0	0	0	0	0	0	0	0	0	0	0	0	0	0
31	336.4	Backflow Prevention	0	0	0	0	0	0	0	0	0	0	0	0	0	0	0	0	0
32	339.4	Other Plant & Misc. Equipment	0	0	0	0	0	0	0	0	0	0	0	0	0	0	0	0	0
33		GENERAL PLANT																	
34	303.5	Land & Land Rights	0	0	0	0	0	0	0	0	0	0	0	0	0	0	0	0	0
35	304.5	Structures & Improvements	0	0	0	0	0	0	0	0	0	0	0	0	0	0	0	0	0
36	340.5	Office Furniture & Equipment	0	0	0	0	0	0	0	0	0	0	0	0	0	0	0	0	0
37	340.51	Computer Equipment	0	0	0	0	0	0	0	0	0	0	0	0	0	0	0	0	0
38	341.5	Transportation Equipment	0	0	0	0	0	0	0	0	0	0	0	0	0	0	0	0	0
39	342.5	Stores Equipment	0	0	0	0	0	0	0	0	0	0	0	0	0	0	0	0	0
40	343.5	Tools, Shop & Garage Equipment	0	0	0	0	0	0	0	0	0	0	0	0	0	0	0	0	0
41	344.5	Laboratory Equipment	0	0	0	0	0	0	0	0	0	0	0	0	0	0	0	0	0
42	345.5	Power Operated Equipment	0	0	0	0	0	0	0	0	0	0	0	0	0	0	0	0	0
43	346.5	Communication Equipment	0	0	0	0	0	0	0	0	0	0	0	0	0	0	0	0	0
44	347.5	Miscellaneous Equipment	0	0	0	0	0	0	0	0	0	0	0	0	0	0	0	0	0
45	348.5	Other Tangible Plant	0	0	0	0	0	0	0	0	0	0	0	0	0	0	0	0	0
46		TOTAL	0	0	0	0	0	0	0	0	0	0	0	0	0	0	0	0	0

Ha

Schedule of Water Plant in Service By Primary Account

Test Year Average balance

Holiday Haven

Docket No. 060368-WS

Test Year Ending 12/31/05

Historical [X] Projected []

Florida Public Service Commission

Schedule: A-5

Page: 2 of 5

Preparer: Robert M. Griffin

Explanation: Provide the month ending Per Books balances for Water Plant in Service by primary account for each month of the Historical Test Year and the ending balance for the prior year.

Line No.	Acct No.	(1) Account Name	(2) Prior Year 12/31/04	(3) Jan	(4) Feb	(5) Mar	(6) Apr	(7) May	(8) Jun	(9) Jul	(10) Aug	(11) Sep	(12) Oct	(13) Nov	(14) Dec	(15) Average Balance
1		INTANGIBLE PLANT														
2	301.1	Organization	0	0	0	0	0	0	0	0	0	0	0	0	0	0
3	302.1	Franchises	0	0	0	0	0	0	0	0	0	0	0	0	0	0
4	339.1	Other Plant & Misc. Equipment	0	0	0	0	0	0	0	0	0	0	0	0	0	0
5		SOURCE OF SUPPLY & PUMPING PLANT														
6	303.2	Land & Land Rights	0	0	0	0	0	0	0	0	0	0	0	0	0	0
7	304.2	Structures & Improvements	0	0	0	0	0	0	0	0	0	0	0	0	0	0
8	305.2	Collect. & Impound Reservoirs	0	0	0	0	0	0	0	0	0	0	0	0	0	0
9	306.2	Lake, River & Other Intakes	0	0	0	0	0	0	0	0	0	0	0	0	0	0
10	307.2	Wells & Springs	0	0	0	0	0	0	0	0	0	0	0	0	0	0
11	308.2	Infiltration Galleries & Tunnels	0	0	0	0	0	0	0	0	0	0	0	0	0	0
12	309.2	Supply Mains	0	0	0	0	0	0	0	0	0	0	0	0	0	0
13	310.2	Power Generation Equipment	0	0	0	0	0	0	0	0	0	0	0	0	0	0
14	311.2	Pumping Equipment	0	0	0	0	0	0	0	0	0	0	0	0	0	0
15	339.2	Other Plant & Misc. Equipment	0	0	0	0	0	0	0	0	0	0	0	0	0	0
16		WATER TREATMENT PLANT														
17	303.3	Land & Land Rights	0	0	0	0	0	0	0	0	0	0	0	0	0	0
18	304.3	Structures & Improvements	0	0	0	0	0	0	0	0	0	0	0	0	0	0
19	311.3	Pumping Equipment	0	0	0	0	0	0	0	0	0	0	0	0	0	0
20	320.3	Water Treatment Equipment	0	0	0	0	0	0	0	0	0	0	0	0	0	0
21	339.3	Other Plant & Misc. Equipment	0	0	0	0	0	0	0	0	0	0	0	0	0	0
22		TRANSMISSION & DISTRIBUTION PLANT														
23	303.4	Land & Land Rights	0	0	0	0	0	0	0	0	0	0	0	0	0	0
24	304.4	Structures & Improvements	0	0	0	0	0	0	0	0	0	0	0	0	0	0
25	311.4	Pumping Equipment	0	0	0	0	0	0	0	0	0	0	0	0	0	0
26	330.4	Distr. Reservoirs & Standpipes	0	0	0	0	0	0	0	0	0	0	0	0	0	0
27	331.4	Transm. & Distribution Mains	0	0	0	0	0	0	0	0	0	0	0	0	0	0
28	333.4	Services	0	0	0	0	0	0	0	0	0	0	0	0	0	0
29	334.4	Meters & Meter Installations	0	0	0	0	0	0	0	0	0	0	0	0	0	0
30	335.4	Hydrants	0	0	0	0	0	0	0	0	0	0	0	0	0	0
31	336.4	Backflow Prevention	0	0	0	0	0	0	0	0	0	0	0	0	0	0
32	339.4	Other Plant & Misc. Equipment	0	0	0	0	0	0	0	0	0	0	0	0	0	0
33		GENERAL PLANT														
34	303.5	Land & Land Rights	0	0	0	0	0	0	0	0	0	0	0	0	0	0
35	304.5	Structures & Improvements	0	0	0	0	0	0	0	0	0	0	0	0	0	0
36	340.5	Office Furniture & Equipment	0	0	0	0	0	0	0	0	0	0	0	0	0	0
37	340.51	Computer Equipment	0	0	0	0	0	0	0	0	0	0	0	0	0	0
38	341.5	Transportation Equipment	0	0	0	0	0	0	0	0	0	0	0	0	0	0
39	342.5	Stores Equipment	0	0	0	0	0	0	0	0	0	0	0	0	0	0
40	343.5	Tools, Shop & Garage Equipment	0	0	0	0	0	0	0	0	0	0	0	0	0	0
41	344.5	Laboratory Equipment	0	0	0	0	0	0	0	0	0	0	0	0	0	0
42	345.5	Power Operated Equipment	0	0	0	0	0	0	0	0	0	0	0	0	0	0
43	346.5	Communication Equipment	0	0	0	0	0	0	0	0	0	0	0	0	0	0
44	347.5	Miscellaneous Equipment	0	0	0	0	0	0	0	0	0	0	0	0	0	0
45	348.5	Other Tangible Plant	0	0	0	0	0	0	0	0	0	0	0	0	0	0
46		TOTAL	0	0	0	0	0	0	0	0	0	0	0	0	0	0
47		Subtotal Land & Land Rights	0	0	0	0	0	0	0	0	0	0	0	0	0	0

Note: 2005 Per Book balances are zero since system's balances were aggregated at an Administrative Level pending the PSC Order regarding proper balances at 6/04 acquisition.

46

Schedule of Water Plant in Service By Primary Account- 2006						Florida Public Service Commission	
Monthly UPIS Balances per Books- 2006							
						Schedule: A-5	
Holiday Haven - Water						Page: 5 of 8	
Docket No. 060368-WS						Preparer: <name>	
Schedule Year Ended: 2006							
Historic [] or Projected [x]							
101 =input field 6411 FWS Holiday Haven - Water							
Explanation: Provide UPIS balances by account for the period beginning 12/31/05 through 12/31/06, and 13 month Average.							

Line No.	Acct No.	(1) AccountName	(2) Prior Year 12/31/05	(3) 01/31/06	(4) 02/28/06	(5) 03/31/06	(6) 04/30/06	(7) 05/31/06
1		INTANGIBLE PLANT						
2	301.1	Organization	0	0	0	0	0	0
3	302.1	Franchises	0	0	0	0	0	425
4	339.1	Other Plant & Misc. Equipment	0	0	0	0	0	0
5		SOURCE OF SUPPLY & PUMPING PLANT						
6	303.2	Land & Land Rights	0	0	0	0	0	260
7	304.2	Structures & Improvements	0	0	0	0	0	0
8	305.2	Collect. & Impound Reservoirs	0	0	0	0	0	0
9	306.2	Lake, River & Other Intakes	0	0	0	0	0	0
10	307.2	Wells & Springs	0	0	0	0	0	0
11	308.2	Infiltration Galleries & Tunnels	0	0	0	0	0	0
12	309.2	Supply Mains	0	0	0	0	0	7,777
13	310.2	Power Generation Equipment	0	0	0	0	0	0
14	311.2	Pumping Equipment	0	0	0	0	0	0
15	339.2	Other Plant & Misc. Equipment	0	0	0	0	0	0
16		WATER TREATMENT PLANT						
17	303.3	Land & Land Rights	0	0	0	0	0	0
18	304.3	Structures & Improvements	0	0	0	0	0	0
19	311.3	Pumping Equipment	0	0	0	0	0	0
20	320.3	Water Treatment Equipment	0	0	0	0	0	0
21	339.3	Other Plant & Misc. Equipment	0	0	0	0	0	0
22		TRANSMISSION & DISTRIBUTION PLANT						
23	303.4	Land & Land Rights	0	0	0	0	0	0
24	304.4	Structures & Improvements	0	0	0	0	0	0
25	311.4	Pumping Equipment	0	0	0	0	0	0
26	330.4	Distr. Reservoirs & Standpipes	0	0	0	0	0	0
27	331.4	Transm. & Distribution Mains	0	0	0	0	0	28,377
28	333.4	Services	0	0	0	0	0	9,281
29	334.4	Meters & Meter Installations	0	0	0	0	0	17,414
30	335.4	Hydrants	0	0	0	0	0	0
31	336.4	Backflow Prevention	0	0	0	0	0	0
32	339.4	Other Plant & Misc. Equipment	0	0	0	0	0	0
33		GENERAL PLANT						
34	303.5	Land & Land Rights	0	0	0	0	0	0
35	304.5	Structures & Improvements	0	0	0	0	0	0
36	340.5	Office Furniture & Equipment	0	0	0	0	0	0
37	340.51	Computer Equipment	0	0	0	0	0	0
38	341.5	Transportation Equipment	0	0	0	0	0	0
39	342.5	Stores Equipment	0	0	0	0	0	0
40	343.5	Tools, Shop & Garage Equipment	0	0	0	0	0	0
41	344.5	Laboratory Equipment	0	0	0	0	0	0
42	345.5	Power Operated Equipment	0	0	0	0	0	0
43	346.5	Communication Equipment	0	0	0	0	0	535
44	347.5	Miscellaneous Equipment	0	0	0	0	0	656
45	348.5	Other Tangible Plant	0	0	0	0	0	0
46		TOTAL	0	0	0	0	0	64,724

**Schedule of Water and Sewer Plant In Service
Annual Balances Subsequent to Last Established Rate Base**

Florida Public Service Commission

Holiday Haven
Docket No. 060368-WS
Projected Test Year Ending 12/31/07

Schedule: A-4
Page: 2 of 2
Preparer: Robert M. Griffin

Explanation: Schedule A-4 continued

Line No.	(1) Description	(2) Water Year End Balance	(3) Sewer Year End Balance
The balances for this system begin June 30, 2004 in accordance with PSC Amendatory Order			
2000			
30	Additions		
31	Retirements		
32	Adjustments		
33	12/31/00 Balance		
2001			
34	Additions		
35	Retirements		
36	Adjustments		
37	12/31/01 Balance		
2002			
38	Additions		
39	Retirements		
40	Adjustments		
41	12/31/02 Balance		
2003			
42	Additions		
43	Retirements		
44	Adjustments		
45	06/30/04 Amend. Order Balance	48,182	781,211
2004			
46	Additions	0	0
47	Retirements	0	0
48	Adjustments	0	0
49	12/31/04 Balance	48,182	781,211
2005			
50	Additions	15,887	17,747
51	Retirements	0	(12,621)
52	Adjustments	1,446	1,275
53	12/31/05 Balance	65,515	787,612
2006			
54	Additions	1,500	24,517
55	Retirements	(1,307)	(3,367)
56	Adjustments	3,646	3,215
57	12/31/06 Balance	69,354	811,978
2007			
58	Additions	6,500	26,000
59	Retirements	(1,200)	(3,364)
60	Adjustments	1,787	1,576
61	12/31/07 Balance	76,441	836,190

Supporting Schedules: A-5, A-6 (pp 2-5)

6

Schedule of Water Plant in Service By Primary Account- 2004
Amendatory Order Balances as of 6/30/04

Florida Public Service Commission

Holiday Haven - Water
Docket No. 060368-WS
Schedule Year Ended: 2004
Historic or Projected

=input field
Explanation: Provide UPIS balances by account for the period beginning 6/30/04 when the Florida Water Services properties were acquired by AQUA, Inc.
The balances as of 6/30/04 should be from the PSC's Amendatory Order issued Feb 27, 2006.

Schedule: A-5
Page: 5 of 8
Preparer: <name>

Line No.	Acct No.	(1) AccountName	(2) 06/30/04	(3) 07/31/04	(4) 08/31/04	(5) 09/30/04	(6) 10/31/04	(7) 11/30/04	(8) 12/31/04
1		INTANGIBLE PLANT							
		Lookup from Amend Order							
2	301.1	Organization	0	0	0	0	0	0	0
3	302.1	Franchises	425	425	425	425	425	425	425
4	339.1	Other Plant & Misc. Equipment	0	0	0	0	0	0	0
5		SOURCE OF SUPPLY & PUMPING PLANT							
6	303.2	Land & Land Rights	260	260	260	260	260	260	260
7	304.2	Structures & Improvements	0	0	0	0	0	0	0
8	305.2	Collect. & Impound Reservoirs	0	0	0	0	0	0	0
9	306.2	Lake, River & Other Intakes	0	0	0	0	0	0	0
10	307.2	Wells & Springs	0	0	0	0	0	0	0
11	308.2	Infiltration Galleries & Tunnels	0	0	0	0	0	0	0
12	309.2	Supply Mains	7,777	7,777	7,777	7,777	7,777	7,777	7,777
13	310.2	Power Generation Equipment	0	0	0	0	0	0	0
14	311.2	Pumping Equipment	0	0	0	0	0	0	0
15	339.2	Other Plant & Misc. Equipment	0	0	0	0	0	0	0
16		WATER TREATMENT PLANT							
17	303.3	Land & Land Rights	0	0	0	0	0	0	0
18	304.3	Structures & Improvements	0	0	0	0	0	0	0
19	311.3	Pumping Equipment	0	0	0	0	0	0	0
20	320.3	Water Treatment Equipment	0	0	0	0	0	0	0
21	339.3	Other Plant & Misc. Equipment	0	0	0	0	0	0	0
22		TRANSMISSION & DISTRIBUTION PLANT							
23	303.4	Land & Land Rights	0	0	0	0	0	0	0
24	304.4	Structures & Improvements	0	0	0	0	0	0	0
25	311.4	Pumping Equipment	0	0	0	0	0	0	0
26	330.4	Distr. Reservoirs & Standpipes	0	0	0	0	0	0	0
27	331.4	Transm. & Distribution Mains	25,246	25,246	25,246	25,246	25,246	25,246	25,246
28	333.4	Services	8,031	8,031	8,031	8,031	8,031	8,031	8,031
29	334.4	Meters & Meter Installations	5,908	5,908	5,908	5,908	5,908	5,908	5,908
30	335.4	Hydrants	0	0	0	0	0	0	0
31	336.4	Backflow Prevention	0	0	0	0	0	0	0
32	339.4	Other Plant & Misc. Equipment	0	0	0	0	0	0	0
33		GENERAL PLANT							
34	303.5	Land & Land Rights	0	0	0	0	0	0	0
35	304.5	Structures & Improvements	0	0	0	0	0	0	0
36	340.5	Office Furniture & Equipment	0	0	0	0	0	0	0
37	340.51	Computer Equipment	0	0	0	0	0	0	0
38	341.5	Transportation Equipment	0	0	0	0	0	0	0
39	342.5	Stores Equipment	0	0	0	0	0	0	0
40	343.5	Tools, Shop & Garage Equipment	0	0	0	0	0	0	0
41	344.5	Laboratory Equipment	0	0	0	0	0	0	0
42	345.5	Power Operated Equipment	0	0	0	0	0	0	0
43	346.5	Communication Equipment	535	535	535	535	535	535	535
44	347.5	Miscellaneous Equipment	0	0	0	0	0	0	0
45	348.5	Other Tangible Plant	0	0	0	0	0	0	0
46		TOTAL	48,182	48,182	48,182	48,182	48,182	48,182	48,182

7

Schedule of Water Plant in Service By Primary Account- 2004
 CWIP to Plant -July through December 2004

Florida Public Service Commission


Holiday Haven - Water
 Docket No. 060368-WS
 Schedule Year Ended: 2004
 Historic [x] or Projected []

Explanation: Provide 2004 amounts for projects that were physically placed
 in service after acquisition 6/30/04.

Schedule: A-5
 Page: 6 of 8
 Preparer: <name>

=input field

Line No.	Acct No.	(1) AccountName	(2)	(3)	(4)	(5)	(6)	(7)	(8)
				Jul	Aug	Sep	Oct	Nov	Dec
1		INTANGIBLE PLANT							
2	301.1	Organization							
3	302.1	Franchises							
4	339.1	Other Plant & Misc. Equipment							
5		SOURCE OF SUPPLY & PUMPING PLANT							
6	303.2	Land & Land Rights							
7	304.2	Structures & Improvements							
8	305.2	Collect. & Impound Reservoirs							
9	306.2	Lake, River & Other Intakes							
10	307.2	Wells & Springs							
11	308.2	Infiltration Galleries & Tunnels							
12	309.2	Supply Mains							
13	310.2	Power Generation Equipment							
14	311.2	Pumping Equipment							
15	339.2	Other Plant & Misc. Equipment							
16		WATER TREATMENT PLANT							
17	303.3	Land & Land Rights							
18	304.3	Structures & Improvements							
19	311.3	Pumping Equipment							
20	320.3	Water Treatment Equipment							
21	339.3	Other Plant & Misc. Equipment							
22		TRANSMISSION & DISTRIBUTION PLANT							
23	303.4	Land & Land Rights							
24	304.4	Structures & Improvements							
25	311.4	Pumping Equipment							
26	330.4	Distr. Reservoirs & Standpipes							
27	331.4	Transm. & Distribution Mains							
28	333.4	Services							
29	334.4	Meters & Meter Installations							
30	335.4	Hydrants							
31	336.4	Backflow Prevention							
32	339.4	Other Plant & Misc. Equipment							
33		GENERAL PLANT							
34	303.5	Land & Land Rights							
35	304.5	Structures & Improvements							
36	340.5	Office Furniture & Equipment							
37	340.51	Computer Equipment							
38	341.5	Transportation Equipment							
39	342.5	Stores Equipment							
40	343.5	Tools, Shop & Garage Equipment							
41	344.5	Laboratory Equipment							
42	345.5	Power Operated Equipment							
43	346.5	Communication Equipment							
44	347.5	Miscellaneous Equipment							
45	348.5	Other Tangible Plant							
46		TOTAL		0	0	0	0	0	0



CWIP @ acquisition

X

Schedule of Water Plant in Service By Primary Account- 2004 Retirements-July through December 2004										Florida Public Service Commission	
Holiday Haven - Water Docket No. 060368-WS Schedule Year Ended: 2004 Historic [x] or Projected []		[] =input field Explanation: Provide Retirements that were physically made after the date of Acquisition 6/30/04.								Schedule: A-5 Page: 7 of 8 Preparer: <name>	
Line No.	Acct No.	(1) AccountName	(2)	(3) Jul	(4) Aug	(5) Sep	(6) Oct	(7) Nov	(8) Dec		
1		INTANGIBLE PLANT									
2	301.1	Organization									
3	302.1	Franchises									
4	339.1	Other Plant & Misc. Equipment									
5		SOURCE OF SUPPLY & PUMPING PLANT									
6	303.2	Land & Land Rights									
7	304.2	Structures & Improvements									
8	305.2	Collect. & Impound Reservoirs									
9	306.2	Lake, River & Other Intakes									
10	307.2	Wells & Springs									
11	308.2	Infiltration Galleries & Tunnels									
12	309.2	Supply Mains									
13	310.2	Power Generation Equipment									
14	311.2	Pumping Equipment									
15	339.2	Other Plant & Misc. Equipment									
16		WATER TREATMENT PLANT									
17	303.3	Land & Land Rights									
18	304.3	Structures & Improvements									
19	311.3	Pumping Equipment									
20	320.3	Water Treatment Equipment									
21	339.3	Other Plant & Misc. Equipment									
22		TRANSMISSION & DISTRIBUTION PLANT									
23	303.4	Land & Land Rights									
24	304.4	Structures & Improvements									
25	311.4	Pumping Equipment									
26	330.4	Distr. Reservoirs & Standpipes									
27	331.4	Transm. & Distribution Mains									
28	333.4	Services									
29	334.4	Meters & Meter Installations									
30	335.4	Hydrants									
31	336.4	Backflow Prevention									
32	339.4	Other Plant & Misc. Equipment									
33		GENERAL PLANT									
34	303.5	Land & Land Rights									
35	304.5	Structures & Improvements									
36	340.5	Office Furniture & Equipment									
37	340.51	Computer Equipment									
38	341.5	Transportation Equipment									
39	342.5	Stores Equipment									
40	343.5	Tools, Shop & Garage Equipment									
41	344.5	Laboratory Equipment									
42	345.5	Power Operated Equipment									
43	346.5	Communication Equipment									
44	347.5	Miscellaneous Equipment									
45	348.5	Other Tangible Plant									
42		TOTAL		0	0	0	0	0	0	0	

9

Schedule of Water Plant in Service By Primary Account- 2004 Adjustments to UPIS-July through December 2004								Florida Public Service Commission							
Holiday Haven - Water		[] =input field										Schedule: A-5			
Docket No. 060368-WS		Explanation: Provide Adjustments to UPIS Amendatory Order balances other than changes resulting from CWIP closed to Plan or Retirements for 2004 since the date of Acquisition 6/30/04.								Page: 8 of 8					
Schedule Year Ended: 2004										Preparer: <name>					
Historic [x] or Projected []															
Line No.	Acct No.	(1) AccountName	(2)	(3) Jul	(4) Aug	(5) Sep	(6) Oct	(7) Nov	(8) Dec						
1		INTANGIBLE PLANT													
2	301.1	Organization													
3	302.1	Franchises													
4	339.1	Other Plant & Misc. Equipment													
5		SOURCE OF SUPPLY & PUMPING PLANT													
6	303.2	Land & Land Rights													
7	304.2	Structures & Improvements													
8	305.2	Collect. & Impound Reservoirs													
9	306.2	Lake, River & Other Intakes													
10	307.2	Wells & Springs													
11	308.2	Infiltration Galleries & Tunnels													
12	309.2	Supply Mains													
13	310.2	Power Generation Equipment													
14	311.2	Pumping Equipment													
15	339.2	Other Plant & Misc. Equipment													
16		WATER TREATMENT PLANT													
17	303.3	Land & Land Rights													
18	304.3	Structures & Improvements													
19	311.3	Pumping Equipment													
20	320.3	Water Treatment Equipment													
21	339.3	Other Plant & Misc. Equipment													
22		TRANSMISSION & DISTRIBUTION PLANT													
23	303.4	Land & Land Rights													
24	304.4	Structures & Improvements													
25	311.4	Pumping Equipment													
26	330.4	Distr. Reservoirs & Standpipes													
27	331.4	Transm. & Distribution Mains													
28	333.4	Services													
29	334.4	Meters & Meter Installations													
30	335.4	Hydrants													
31	336.4	Backflow Prevention													
32	339.4	Other Plant & Misc. Equipment													
33		GENERAL PLANT													
34	303.5	Land & Land Rights													
35	304.5	Structures & Improvements													
36	340.5	Office Furniture & Equipment													
37	340.51	Computer Equipment													
38	341.5	Transportation Equipment													
39	342.5	Stores Equipment													
40	343.5	Tools, Shop & Garage Equipment													
41	344.5	Laboratory Equipment													
42	345.5	Power Operated Equipment													
43	346.5	Communication Equipment													
44	347.5	Miscellaneous Equipment													
45	348.5	Other Tangible Plant													
46		TOTAL		0	0	0	0	0	0	0					

10

Schedule of Water Plant in Service By Primary Account- 2004									Florida Public Service Commission				
Adjusted UPIS Balances- June through December 2004									Schedule:	A-5			
Holiday Haven - Water									Page:	4 of 8			
Docket No. 060368-WS									Preparer:	<name>			
Schedule Year Ended: 2004									Explanation: Provide Adjusted UPIS balances by account for the period beginning 6/30/04				
Historic [x] or Projected []									when the Florida Water Services properties were acquired by AQUA, Inc.				
									through the year ended 12/31/04. While 2005 is the historical test year, balances				
									back to 6/30/04 are needed since adjustments to book balances are made beginning that date.				
Line No.	Acct No.	(1) AccountName	(2) 06/30/04	(3) 07/31/04	(4) 08/31/04	(5) 09/30/04	(6) 10/31/04	(7) 11/30/04	(8) 12/31/04				
1		INTANGIBLE PLANT											
2	301.1	Organization	0	0	0	0	0	0	0				
3	302.1	Franchises	425	425	425	425	425	425	425				
4	339.1	Other Plant & Misc. Equipment	0	0	0	0	0	0	0				
5		SOURCE OF SUPPLY & PUMPING PLANT											
6	303.2	Land & Land Rights	260	260	260	260	260	260	260				
7	304.2	Structures & Improvements	0	0	0	0	0	0	0				
8	305.2	Collect. & Impound Reservoirs	0	0	0	0	0	0	0				
9	306.2	Lake, River & Other Intakes	0	0	0	0	0	0	0				
10	307.2	Wells & Springs	0	0	0	0	0	0	0				
11	308.2	Infiltration Galleries & Tunnels	0	0	0	0	0	0	0				
12	309.2	Supply Mains	7,777	7,777	7,777	7,777	7,777	7,777	7,777				
13	310.2	Power Generation Equipment	0	0	0	0	0	0	0				
14	311.2	Pumping Equipment	0	0	0	0	0	0	0				
15	339.2	Other Plant & Misc. Equipment	0	0	0	0	0	0	0				
16		WATER TREATMENT PLANT											
17	303.3	Land & Land Rights	0	0	0	0	0	0	0				
18	304.3	Structures & Improvements	0	0	0	0	0	0	0				
19	311.3	Pumping Equipment	0	0	0	0	0	0	0				
20	320.3	Water Treatment Equipment	0	0	0	0	0	0	0				
21	339.3	Other Plant & Misc. Equipment	0	0	0	0	0	0	0				
22		TRANSMISSION & DISTRIBUTION PLANT											
23	303.4	Land & Land Rights	0	0	0	0	0	0	0				
24	304.4	Structures & Improvements	0	0	0	0	0	0	0				
25	311.4	Pumping Equipment	0	0	0	0	0	0	0				
26	330.4	Distr. Reservoirs & Standpipes	0	0	0	0	0	0	0				
27	331.4	Transm. & Distribution Mains	25,246	25,246	25,246	25,246	25,246	25,246	25,246				
28	333.4	Services	8,031	8,031	8,031	8,031	8,031	8,031	8,031				
29	334.4	Meters & Meter Installations	5,908	5,908	5,908	5,908	5,908	5,908	5,908				
30	335.4	Hydrants	0	0	0	0	0	0	0				
31	336.4	Backflow Prevention	0	0	0	0	0	0	0				
32	339.4	Other Plant & Misc. Equipment	0	0	0	0	0	0	0				
33		GENERAL PLANT											
34	303.5	Land & Land Rights	0	0	0	0	0	0	0				
35	304.5	Structures & Improvements	0	0	0	0	0	0	0				
36	340.5	Office Furniture & Equipment	0	0	0	0	0	0	0				
37	340.51	Computer Equipment	0	0	0	0	0	0	0				
38	341.5	Transportation Equipment	0	0	0	0	0	0	0				
39	342.5	Stores Equipment	0	0	0	0	0	0	0				
40	343.5	Tools, Shop & Garage Equipment	0	0	0	0	0	0	0				
41	344.5	Laboratory Equipment	0	0	0	0	0	0	0				
42	345.5	Power Operated Equipment	0	0	0	0	0	0	0				
43	346.5	Communication Equipment	535	535	535	535	535	535	535				
44	347.5	Miscellaneous Equipment	0	0	0	0	0	0	0				
45	348.5	Other Tangible Plant	0	0	0	0	0	0	0				
46		TOTAL	48,182	48,182	48,182	48,182	48,182	48,182	48,182				


Schedule of Water Plant in Service By Primary Account- 2005 CWIP to Plant -Jan through December 2005			FWS Properties										Florida Public Service Commission				
Holiday Haven - Water Docket No. 060368-WS Schedule Year Ended: 2005 Historic [x] or Projected []			[] =input field										Schedule: A-5 Page: 6 of 8 Preparer: <name>				
Explanation: Provide amounts for projects that were physically placed in service during 2005.			(1)	(2)	(3)	(4)	(5)	(6)	(7)	(8)	(9)	(10)	(11)	(12)	(13)	(14)	(15)
Line No.	Acct No.	AccountName	Jan	Feb	Mar	Apr	May	Jun	Jul	Aug	Sep	Oct	Nov	Dec	2005 Total		
1		INTANGIBLE PLANT															
2	301.1	Organization														0	
3	302.1	Franchises														0	
4	339.1	Other Plant & Misc. Equipment														0	
5		SOURCE OF SUPPLY & PUMPING PLANT														0	
6	303.2	Land & Land Rights														0	
7	304.2	Structures & Improvements														0	
8	305.2	Collect. & Impound Reservoirs														0	
9	306.2	Lake, River & Other Intakes														0	
10	307.2	Wells & Springs														0	
11	308.2	Infiltration Galleries & Tunnels														0	
12	309.2	Supply Mains														0	
13	310.2	Power Generation Equipment														0	
14	311.2	Pumping Equipment														0	
15	339.2	Other Plant & Misc. Equipment														0	
16		WATER TREATMENT PLANT														0	
17	303.3	Land & Land Rights														0	
18	304.3	Structures & Improvements														0	
19	311.3	Pumping Equipment														0	
20	320.3	Water Treatment Equipment														0	
21	339.3	Other Plant & Misc. Equipment														0	
22		TRANSMISSION & DISTRIBUTION PLANT														0	
23	303.4	Land & Land Rights														0	
24	304.4	Structures & Improvements														0	
25	311.4	Pumping Equipment														0	
26	330.4	Distr. Reservoirs & Standpipes														0	
27	331.4	Transm. & Distribution Mains							1,591	1,540	1,250					4,381	
28	333.4	Services														0	
29	334.4	Meters & Meter Installations														0	
30	335.4	Hydrants												11,506		11,506	
31	336.4	Backflow Prevention														0	
32	339.4	Other Plant & Misc. Equipment														0	
33		GENERAL PLANT														0	
34	303.5	Land & Land Rights														0	
35	304.5	Structures & Improvements														0	
36	340.5	Office Furniture & Equipment														0	
37	340.51	Computer Equipment														0	
38	341.5	Transportation Equipment														0	
39	342.5	Stores Equipment														0	
40	343.5	Tools, Shop & Garage Equipment														0	
41	344.5	Laboratory Equipment														0	
42	345.5	Power Operated Equipment														0	
43	346.5	Communication Equipment														0	
44	347.5	Miscellaneous Equipment														0	
45	348.5	Other Tangible Plant														0	
46		TOTAL	0	0	0	0	0	1,591	1,540	1,250	0	0	0	11,506		15,887	

12

Schedule of Water Plant in Service By Primary Account- 2005 Retirements-January through December 2005													Florida Public Service Commission			
Holiday Haven - Water Docket No. 060368-WS Schedule Year Ended: 2005 Historic [x] or Projected []													Schedule: A-5 Page: 7 of 8 Preparer: <name>			
Explanation: Provide Retirements that were physically made during 2005.																
Line No.	Acct No.	(1) AccountName	(2)	(3) Jan	(4) Feb	(5) Mar	(6) Apr	(7) May	(8) Jun	(9) Jul	(10) Aug	(11) Sep	(12) Oct	(13) Nov	(14) Dec	(15) 2005 Total
1		INTANGIBLE PLANT														
2	301.1	Organization														0
3	302.1	Franchises														0
4	339.1	Other Plant & Misc. Equipment														0
5		SOURCE OF SUPPLY & PUMPING PLANT														
6	303.2	Land & Land Rights														0
7	304.2	Structures & Improvements														0
8	305.2	Collect. & Impound Reservoirs														0
9	306.2	Lake, River & Other Intakes														0
10	307.2	Wells & Springs														0
11	308.2	Infiltration Galleries & Tunnels														0
12	309.2	Supply Mains														0
13	310.2	Power Generation Equipment														0
14	311.2	Pumping Equipment														0
15	339.2	Other Plant & Misc. Equipment														0
16		WATER TREATMENT PLANT														
17	303.3	Land & Land Rights														0
18	304.3	Structures & Improvements														0
19	311.3	Pumping Equipment														0
20	320.3	Water Treatment Equipment														0
21	339.3	Other Plant & Misc. Equipment														0
22		TRANSMISSION & DISTRIBUTION PLANT														
23	303.4	Land & Land Rights														0
24	304.4	Structures & Improvements														0
25	311.4	Pumping Equipment														0
26	330.4	Distr. Reservoirs & Standpipes														0
27	331.4	Transm. & Distribution Mains														0
28	333.4	Services														0
29	334.4	Meters & Meter Installations														0
30	335.4	Hydrants														0
31	336.4	Backflow Prevention														0
32	339.4	Other Plant & Misc. Equipment														0
33		GENERAL PLANT														
34	303.5	Land & Land Rights														0
35	304.5	Structures & Improvements														0
36	340.5	Office Furniture & Equipment														0
37	340.51	Computer Equipment														0
38	341.5	Transportation Equipment														0
39	342.5	Stores Equipment														0
40	343.5	Tools, Shop & Garage Equipment														0
41	344.5	Laboratory Equipment														0
42	345.5	Power Operated Equipment														0
43	346.5	Communication Equipment														0
44	347.5	Miscellaneous Equipment														0
45	348.5	Other Tangible Plant														0
46		TOTAL		0	0	0	0	0	0	0	0	0	0	0	0	0

13

Schedule of Water Plant in Service By Primary Account- 2005 Adjustments to UPIS-January through December 2005													Florida Public Service Commission			
Holiday Haven - Water Docket No. 060368-WS Schedule Year Ended: 2005 Historic <input checked="" type="checkbox"/> or Projected <input type="checkbox"/>													Schedule: A-5 Page: 8 of 8 Preparer: <name>			
Explanation: Provide Adjustments to UPIS Amendatory Order balances other than changes resulting from CWIP closed to Plan or Retirements for 2005																
Line No.	Acct No.	(1) AccountName	(2)	(3) Jan	(4) Feb	(5) Mar	(6) Apr	(7) May	(8) Jun	(9) Jul	(10) Aug	(11) Sep	(12) Oct	(13) Nov	(14) Dec	(15) 2005 Total
1		INTANGIBLE PLANT														
2	301.1	Organization														0
3	302.1	Franchises														0
4	339.1	Other Plant & Misc. Equipment														0
5		SOURCE OF SUPPLY & PUMPING PLANT														
6	303.2	Land & Land Rights														0
7	304.2	Structures & Improvements														0
8	305.2	Collect. & Impound Reservoirs														0
9	306.2	Lake, River & Other Intakes														0
10	307.2	Wells & Springs														0
11	308.2	Infiltration Galleries & Tunnels														0
12	309.2	Supply Mains														0
13	310.2	Power Generation Equipment														0
14	311.2	Pumping Equipment														0
15	339.2	Other Plant & Misc. Equipment														0
16		WATER TREATMENT PLANT														
17	303.3	Land & Land Rights														0
18	304.3	Structures & Improvements														0
19	311.3	Pumping Equipment														0
20	320.3	Water Treatment Equipment														0
21	339.3	Other Plant & Misc. Equipment														0
22		TRANSMISSION & DISTRIBUTION PLANT														
23	303.4	Land & Land Rights														0
24	304.4	Structures & Improvements														0
25	311.4	Pumping Equipment														0
26	330.4	Distr. Reservoirs & Standpipes														0
27	331.4	Transm. & Distribution Mains														0
28	333.4	Services														0
29	334.4	Meters & Meter Installations														0
30	335.4	Hydrants														0
31	336.4	Backflow Prevention														0
32	339.4	Other Plant & Misc. Equipment														0
33		GENERAL PLANT														
34	303.5	Land & Land Rights														0
35	304.5	Structures & Improvements														0
36	340.5	Office Furniture & Equipment														0
37	340.51	Computer Equipment														0
38	341.5	Transportation Equipment														0
39	342.5	Stores Equipment														0
40	343.5	Tools, Shop & Garage Equipment														0
41	344.5	Laboratory Equipment														0
42	345.5	Power Operated Equipment														0
43	346.5	Communication Equipment														0
44	347.5	Miscellaneous Equipment														0
45	348.5	Other Tangible Plant														0
46		TOTAL		0	0	0	0	0	0	0	0	0	0	0	0	0



11

Schedule of Water Plant in Service By Primary Account- 2005 Adjusted UPIS Balances- December 2004 through December 2005													FWS Properties		Florida Public Service Commission	
Holiday Haven - Water Docket No. 060368-WS Schedule Year Ended: 2005 Historic [x] or Projected []													Explanation: Provide Adjusted UPIS balances by account for the period beginning 12/31/04 through the year ended 12/31/05 , and 13 month average		Schedule: Page: 4 of 8 Preparer: <name>	
Line No.	Acct No.	(1) AccountName	(2) 12/31/04	(3) 01/31/05	(4) 02/28/05	(5) 03/31/05	(6) 04/30/05	(7) 05/31/05	(8) 06/30/05	(9) 07/31/05	(10) 08/31/05	(11) 09/30/05	(12) 10/31/05	(13) 11/30/05	(14) 12/31/05	(15) Average Balance
1		INTANGIBLE PLANT														
2	301.1	Organization	0	0	0	0	0	0	0	0	0	0	0	0	0	0
3	302.1	Franchises	425	425	425	425	425	425	425	425	425	425	425	425	425	425
4	339.1	Other Plant & Misc. Equipment	0	0	0	0	0	0	0	0	0	0	0	0	0	0
5		SOURCE OF SUPPLY & PUMPING PLANT														
6	303.2	Land & Land Rights	260	260	260	260	260	260	260	260	260	260	260	260	260	260
7	304.2	Structures & Improvements	0	0	0	0	0	0	0	0	0	0	0	0	0	0
8	305.2	Collect. & Impound Reservoirs	0	0	0	0	0	0	0	0	0	0	0	0	0	0
9	306.2	Lake, River & Other Intakes	0	0	0	0	0	0	0	0	0	0	0	0	0	0
10	307.2	Wells & Springs	0	0	0	0	0	0	0	0	0	0	0	0	0	0
11	308.2	Infiltration Galleries & Tunnels	0	0	0	0	0	0	0	0	0	0	0	0	0	0
12	309.2	Supply Mains	7,777	7,777	7,777	7,777	7,777	7,777	7,777	7,777	7,777	7,777	7,777	7,777	7,777	7,777
13	310.2	Power Generation Equipment	0	0	0	0	0	0	0	0	0	0	0	0	0	0
14	311.2	Pumping Equipment	0	0	0	0	0	0	0	0	0	0	0	0	0	0
15	339.2	Other Plant & Misc. Equipment	0	0	0	0	0	0	0	0	0	0	0	0	0	0
16		WATER TREATMENT PLANT														
17	303.3	Land & Land Rights	0	0	0	0	0	0	0	0	0	0	0	0	0	0
18	304.3	Structures & Improvements	0	0	0	0	0	0	0	0	0	0	0	0	0	0
19	311.3	Pumping Equipment	0	0	0	0	0	0	0	0	0	0	0	0	0	0
20	320.3	Water Treatment Equipment	0	0	0	0	0	0	0	0	0	0	0	0	0	0
21	339.3	Other Plant & Misc. Equipment	0	0	0	0	0	0	0	0	0	0	0	0	0	0
22		TRANSMISSION & DISTRIBUTION PLANT														
23	303.4	Land & Land Rights	0	0	0	0	0	0	0	0	0	0	0	0	0	0
24	304.4	Structures & Improvements	0	0	0	0	0	0	0	0	0	0	0	0	0	0
25	311.4	Pumping Equipment	0	0	0	0	0	0	0	0	0	0	0	0	0	0
26	330.4	Distr. Reservoirs & Standpipes	0	0	0	0	0	0	0	0	0	0	0	0	0	0
27	331.4	Transm. & Distribution Mains	25,246	25,246	25,246	25,246	25,246	25,246	26,837	28,377	29,627	29,627	29,627	29,627	29,627	27,294
28	333.4	Services	8,031	8,031	8,031	8,031	8,031	8,031	8,031	8,031	8,031	8,031	8,031	8,031	8,031	8,031
29	334.4	Meters & Meter Installations	5,908	5,908	5,908	5,908	5,908	5,908	5,908	5,908	5,908	5,908	5,908	5,908	17,414	6,793
30	335.4	Hydrants	0	0	0	0	0	0	0	0	0	0	0	0	0	0
31	336.4	Backflow Prevention	0	0	0	0	0	0	0	0	0	0	0	0	0	0
32	339.4	Other Plant & Misc. Equipment	0	0	0	0	0	0	0	0	0	0	0	0	0	0
33		GENERAL PLANT														
34	303.5	Land & Land Rights	0	0	0	0	0	0	0	0	0	0	0	0	0	0
35	304.5	Structures & Improvements	0	0	0	0	0	0	0	0	0	0	0	0	0	0
36	340.5	Office Furniture & Equipment	0	0	0	0	0	0	0	0	0	0	0	0	0	0
37	340.51	Computer Equipment	0	0	0	0	0	0	0	0	0	0	0	0	0	0
38	341.5	Transportation Equipment	0	0	0	0	0	0	0	0	0	0	0	0	0	0
39	342.5	Stores Equipment	0	0	0	0	0	0	0	0	0	0	0	0	0	0
40	343.5	Tools, Shop & Garage Equipment	0	0	0	0	0	0	0	0	0	0	0	0	0	0
41	344.5	Laboratory Equipment	0	0	0	0	0	0	0	0	0	0	0	0	0	0
42	345.5	Power Operated Equipment	0	0	0	0	0	0	0	0	0	0	0	0	0	0
43	346.5	Communication Equipment	535	535	535	535	535	535	535	535	535	535	535	535	535	535
44	347.5	Miscellaneous Equipment	0	0	0	0	0	0	0	0	0	0	0	0	0	0
45	348.5	Other Tangible Plant	0	0	0	0	0	0	0	0	0	0	0	0	0	0
46		TOTAL	48,182	48,182	48,182	48,182	48,182	48,182	49,773	51,313	52,563	52,563	52,563	52,563	64,069	51,115

add T/F test

152

Schedule of Water Plant in Service By Primary Account

Test Year Average balance

Holiday Haven

Docket No. 060368-WS

Test Year Ending 12/31/05

Historical [X] Projected []

Florida Public Service Commission

Schedule: A-5

Page: 3 of 5

Preparer: Robert M. Griffin

Explanation: Provide the month ending **Adjusted** balances for Water Plant in Service by primary account for each month of the **Historical Test Year** and the ending balance for the prior year.

Line No.	Acct No.	(1) Account Name	(2) Prior Year 12/31/04	(3) Jan	(4) Feb	(5) Mar	(6) Apr	(7) May	(8) Jun	(9) Jul	(10) Aug	(11) Sep	(12) Oct	(13) Nov	(14) Dec	(15) Average Balance
1		INTANGIBLE PLANT														
2	301.1	Organization	0	0	0	0	0	0	0	0	0	0	0	0	0	0
3	302.1	Franchises	425	425	425	425	425	425	425	425	425	425	425	425	425	425
4	339.1	Other Plant & Misc. Equipment	0	0	0	0	0	0	0	0	0	0	0	0	0	0
5		SOURCE OF SUPPLY & PUMPING PLANT														
6	303.2	Land & Land Rights	260	260	260	260	260	260	260	260	260	260	260	260	260	260
7	304.2	Structures & Improvements	0	0	0	0	0	0	0	0	0	0	0	0	0	0
8	305.2	Collect. & Impound Reservoirs	0	0	0	0	0	0	0	0	0	0	0	0	0	0
9	306.2	Lake, River & Other Intakes	0	0	0	0	0	0	0	0	0	0	0	0	0	0
10	307.2	Wells & Springs	0	0	0	0	0	0	0	0	0	0	0	0	0	0
11	308.2	Infiltration Galleries & Tunnels	0	0	0	0	0	0	0	0	0	0	0	0	0	0
12	309.2	Supply Mains	7,777	7,777	7,777	7,777	7,777	7,777	7,777	7,777	7,777	7,777	7,777	7,777	7,777	7,777
13	310.2	Power Generation Equipment	0	0	0	0	0	0	0	0	0	0	0	0	0	0
14	311.2	Pumping Equipment	0	0	0	0	0	0	0	0	0	0	0	0	0	0
15	339.2	Other Plant & Misc. Equipment	0	0	0	0	0	0	0	0	0	0	0	0	0	0
16		WATER TREATMENT PLANT														
17	303.3	Land & Land Rights	0	0	0	0	0	0	0	0	0	0	0	0	0	0
18	304.3	Structures & Improvements	0	0	0	0	0	0	0	0	0	0	0	0	0	0
19	311.3	Pumping Equipment	0	0	0	0	0	0	0	0	0	0	0	0	0	0
20	320.3	Water Treatment Equipment	0	0	0	0	0	0	0	0	0	0	0	0	0	0
21	339.3	Other Plant & Misc. Equipment	0	0	0	0	0	0	0	0	0	0	0	0	0	0
22		TRANSMISSION & DISTRIBUTION PLANT														
23	303.4	Land & Land Rights	0	0	0	0	0	0	0	0	0	0	0	0	0	0
24	304.4	Structures & Improvements	0	0	0	0	0	0	0	0	0	0	0	0	0	0
25	311.4	Pumping Equipment	0	0	0	0	0	0	0	0	0	0	0	0	0	0
26	330.4	Distr. Reservoirs & Standpipes	0	0	0	0	0	0	0	0	0	0	0	0	0	0
27	331.4	Transm. & Distribution Mains	25,246	25,246	25,246	25,246	25,246	25,246	26,837	28,377	29,627	29,627	29,627	29,627	29,627	27,294
28	333.4	Services	8,031	8,031	8,031	8,031	8,031	8,031	8,031	8,031	8,031	8,031	8,031	8,031	8,031	8,031
29	334.4	Meters & Meter Installations	5,908	5,908	5,908	5,908	5,908	5,908	5,908	5,908	5,908	5,908	5,908	5,908	17,414	6,793
30	335.4	Hydrants	0	0	0	0	0	0	0	0	0	0	0	0	0	0
31	336.4	Backflow Prevention	0	0	0	0	0	0	0	0	0	0	0	0	0	0
32	339.4	Other Plant & Misc. Equipment	0	0	0	0	0	0	0	0	0	0	0	0	0	0
33		GENERAL PLANT														
34	303.5	Land & Land Rights	0	0	0	0	0	0	0	0	0	0	0	0	0	0
35	304.5	Structures & Improvements	0	0	0	0	0	0	0	0	0	0	0	0	0	0
36	340.5	Office Furniture & Equipment	0	0	0	0	0	0	0	0	0	0	0	0	0	0
37	340.51	Computer Equipment	0	0	0	0	0	0	0	0	0	135	890	1,124	1,446	277
38	341.5	Transportation Equipment	0	0	0	0	0	0	0	0	0	0	0	0	0	0
39	342.5	Stores Equipment	0	0	0	0	0	0	0	0	0	0	0	0	0	0
40	343.5	Tools, Shop & Garage Equipment	0	0	0	0	0	0	0	0	0	0	0	0	0	0
41	344.5	Laboratory Equipment	0	0	0	0	0	0	0	0	0	0	0	0	0	0
42	345.5	Power Operated Equipment	0	0	0	0	0	0	0	0	0	0	0	0	0	0
43	346.5	Communication Equipment	535	535	535	535	535	535	535	535	535	535	535	535	535	535
44	347.5	Miscellaneous Equipment	0	0	0	0	0	0	0	0	0	0	0	0	0	0
45	348.5	Other Tangible Plant	0	0	0	0	0	0	0	0	0	0	0	0	0	0
46		TOTAL	48,182	48,182	48,182	48,182	48,182	48,182	49,773	51,313	52,563	52,698	53,453	53,687	65,515	51,392
47		Subtotal Land & Land Rights	260	260	260	260	260	260	260	260	260	260	260	260	260	260

1576

Schedule of Water Plant in Service By Primary Account- 2006 CWIP to Plant -Jan through December 2006													Florida Public Service Commission				
Holiday Haven - Water Docket No. 060368-WS Schedule Year Ended: 2006 Historic [] or Projected [x]													Schedule: A-5 Page: 6 of 8 Preparer: <name>				
Explanation: Provide amounts by month for projects that were physically placed in service during 2006.																	
Line No.	Acct No.	AccountName	(1) Jan	(2) Feb	(3) Mar	(4) Apr	(5) May	(6) Jun	(7) Jul	(8) Aug	(9) Sep	(10) Oct	(11) Nov	(12) Dec	(13) Total	(14) 2006	(15) Total
1		INTANGIBLE PLANT															0
2	301.1	Organization															0
3	302.1	Franchises															0
4	339.1	Other Plant & Misc. Equipment															0
5		SOURCE OF SUPPLY & PUMPING PLANT															0
6	303.2	Land & Land Rights															0
7	304.2	Structures & Improvements															0
8	305.2	Collect. & Impound Reservoirs															0
9	306.2	Lake, River & Other Intakes															0
10	307.2	Wells & Springs															0
11	308.2	Infiltration Galleries & Tunnels															0
12	309.2	Supply Mains															0
13	310.2	Power Generation Equipment															0
14	311.2	Pumping Equipment															0
15	339.2	Other Plant & Misc. Equipment															0
16		WATER TREATMENT PLANT															0
17	303.3	Land & Land Rights															0
18	304.3	Structures & Improvements															0
19	311.3	Pumping Equipment															0
20	320.3	Water Treatment Equipment															0
21	339.3	Other Plant & Misc. Equipment															0
22		TRANSMISSION & DISTRIBUTION PLANT															0
23	303.4	Land & Land Rights															0
24	304.4	Structures & Improvements															0
25	311.4	Pumping Equipment															0
26	330.4	Distr. Reservoirs & Standpipes															0
27	331.4	Transm. & Distribution Mains															0
28	333.4	Services															0
29	334.4	Meters & Meter Installations						500				500			500		1,500
30	335.4	Hydrants															0
31	336.4	Backflow Prevention															0
32	339.4	Other Plant & Misc. Equipment															0
33		GENERAL PLANT															0
34	303.5	Land & Land Rights															0
35	304.5	Structures & Improvements															0
36	340.5	Office Furniture & Equipment															0
37	340.51	Computer Equipment															0
38	341.5	Transportation Equipment															0
39	342.5	Stores Equipment															0
40	343.5	Tools, Shop & Garage Equipment															0
41	344.5	Laboratory Equipment															0
42	345.5	Power Operated Equipment															0
43	346.5	Communication Equipment															0
44	347.5	Miscellaneous Equipment															0
45	348.5	Other Tangible Plant															0
46		TOTAL	0	0	0	0	0	500	0	0	500	0	0	500			1,500

16

Schedule of Water Plant in Service By Primary Account- 2006 Retirements-January through December 2006													Florida Public Service Commission			
Holiday Haven - Water Docket No. 060368-WS Schedule Year Ended: 2006 Historic [] or Projected [x]													Schedule: A-5 Page: 7 of 8 Preparer: <name>			
Explanation: Provide Retirements that were physically made during 2006.																
Line No.	Acct No.	(1) AccountName	(2)	(3) Jan	(4) Feb	(5) Mar	(6) Apr	(7) May	(8) Jun	(9) Jul	(10) Aug	(11) Sep	(12) Oct	(13) Nov	(14) Dec	(15) 2006 Totals
1		INTANGIBLE PLANT														
2	301.1	Organization														0
3	302.1	Franchises														0
4	339.1	Other Plant & Misc. Equipment														0
5		SOURCE OF SUPPLY & PUMPING PLANT														0
6	303.2	Land & Land Rights														0
7	304.2	Structures & Improvements														0
8	305.2	Collect. & Impound Reservoirs														0
9	306.2	Lake, River & Other Intakes														0
10	307.2	Wells & Springs														0
11	308.2	Infiltration Galleries & Tunnels														0
12	309.2	Supply Mains														0
13	310.2	Power Generation Equipment														0
14	311.2	Pumping Equipment														0
15	339.2	Other Plant & Misc. Equipment														0
16		WATER TREATMENT PLANT														0
17	303.3	Land & Land Rights														0
18	304.3	Structures & Improvements														0
19	311.3	Pumping Equipment														0
20	320.3	Water Treatment Equipment														0
21	339.3	Other Plant & Misc. Equipment														0
22		TRANSMISSION & DISTRIBUTION PLANT														0
23	303.4	Land & Land Rights														0
24	304.4	Structures & Improvements														0
25	311.4	Pumping Equipment														0
26	330.4	Distr. Reservoirs & Standpipes														0
27	331.4	Transm. & Distribution Mains														0
28	333.4	Services										(653)				(653)
29	334.4	Meters & Meter Installations							(218)							0
30	335.4	Hydrants										(218)			(218)	(654)
31	336.4	Backflow Prevention														0
32	339.4	Other Plant & Misc. Equipment														0
33		GENERAL PLANT														0
34	303.5	Land & Land Rights														0
35	304.5	Structures & Improvements														0
36	340.5	Office Furniture & Equipment														0
37	340.51	Computer Equipment														0
38	341.5	Transportation Equipment														0
39	342.5	Stores Equipment														0
40	343.5	Tools, Shop & Garage Equipment														0
41	344.5	Laboratory Equipment														0
42	345.5	Power Operated Equipment														0
43	346.5	Communication Equipment														0
44	347.5	Miscellaneous Equipment														0
45	348.5	Other Tangible Plant														0
46		TOTAL		0	0	0	0	0	(218)	0	0	(871)	0	0	(218)	(1,307)

17

Schedule of Water Plant in Service By Primary Account- 2006 Adjustments to UPIS-January through December 2006													Florida Public Service Commission			
Holiday Haven - Water Docket No. 060368-WS Schedule Year Ended: 2006 Historic [] or Projected [x]													Schedule: A-5 Page: 8 of 8 Preparer: <name>			
Explanation: Provide Adjustments to UPIS Amendatory Order balances other than changes resulting from CWIP closed to Plan or Retirements for 2006																
Line No.	Acct No.	(1) AccountName	(2)	(3) Jan	(4) Feb	(5) Mar	(6) Apr	(7) May	(8) Jun	(9) Jul	(10) Aug	(11) Sep	(12) Oct	(13) Nov	(14) Dec	(15) Total Adjusts
1		INTANGIBLE PLANT														
2	301.1	Organization														0
3	302.1	Franchises														0
4	339.1	Other Plant & Misc. Equipment														0
5		SOURCE OF SUPPLY & PUMPING PLANT														
6	303.2	Land & Land Rights														0
7	304.2	Structures & Improvements														0
8	305.2	Collect. & Impound Reservoirs														0
9	306.2	Lake, River & Other Intakes														0
10	307.2	Wells & Springs														0
11	308.2	Infiltration Galleries & Tunnels														0
12	309.2	Supply Mains														0
13	310.2	Power Generation Equipment														0
14	311.2	Pumping Equipment														0
15	339.2	Other Plant & Misc. Equipment														0
16		WATER TREATMENT PLANT														
17	303.3	Land & Land Rights														0
18	304.3	Structures & Improvements														0
19	311.3	Pumping Equipment														0
20	320.3	Water Treatment Equipment														0
21	339.3	Other Plant & Misc. Equipment														0
22		TRANSMISSION & DISTRIBUTION PLANT														
23	303.4	Land & Land Rights														0
24	304.4	Structures & Improvements														0
25	311.4	Pumping Equipment														0
26	330.4	Distr. Reservoirs & Standpipes														0
27	331.4	Transm. & Distribution Mains														0
28	333.4	Services														0
29	334.4	Meters & Meter Installations														0
30	335.4	Hydrants														0
31	336.4	Backflow Prevention														0
32	339.4	Other Plant & Misc. Equipment														0
33		GENERAL PLANT														
34	303.5	Land & Land Rights														0
35	304.5	Structures & Improvements														0
36	340.5	Office Furniture & Equipment														0
37	340.51	Computer Equipment														0
38	341.5	Transportation Equipment														0
39	342.5	Stores Equipment														0
40	343.5	Tools, Shop & Garage Equipment														0
41	344.5	Laboratory Equipment														0
42	345.5	Power Operated Equipment														0
43	346.5	Communication Equipment														0
44	347.5	Miscellaneous Equipment														0
45	348.5	Other Tangible Plant														0
46		TOTAL		0	0	0	0	0	0	0	0	0	0	0	0	0

81

Schedule of Water Plant in Service By Primary Account- 2006													Florida Public Service Commission			
Adjusted UPIS Balances- December 2005 through December 2006													Schedule:	A-5		
Holiday Haven - Water													Page:	4 of 8		
Docket No. 060368-WS													Preparer:	<name>		
Schedule Year Ended: 2006													Explanation: Provide Adjusted UPIS balances by account for the period beginning 12/31/05 through the year ended 12/31/06, and 13 month average			
Historic [] or Projected [x]																
Line No.	Acct No.	(1) AccountName	(2) Prior Year 12/31/05	(3) 01/31/06	(4) 02/28/06	(5) 03/31/06	(6) 04/30/06	(7) 05/31/06	(8) 06/30/06	(9) 07/31/06	(10) 08/31/06	(11) 09/30/06	(12) 10/31/06	(13) 11/30/06	(14) 12/31/06	(15) Average Balance
1		INTANGIBLE PLANT														
2	301.1	Organization	0	0	0	0	0	0	0	0	0	0	0	0	0	0
3	302.1	Franchises	425	425	425	425	425	425	425	425	425	425	425	425	425	425
4	339.1	Other Plant & Misc. Equipment	0	0	0	0	0	0	0	0	0	0	0	0	0	0
5		SOURCE OF SUPPLY & PUMPING PLANT														
6	303.2	Land & Land Rights	260	260	260	260	260	260	260	260	260	260	260	260	260	260
7	304.2	Structures & Improvements	0	0	0	0	0	0	0	0	0	0	0	0	0	0
8	305.2	Collect. & Impound Reservoirs	0	0	0	0	0	0	0	0	0	0	0	0	0	0
9	306.2	Lake, River & Other Intakes	0	0	0	0	0	0	0	0	0	0	0	0	0	0
10	307.2	Wells & Springs	0	0	0	0	0	0	0	0	0	0	0	0	0	0
11	308.2	Infiltration Galleries & Tunnels	0	0	0	0	0	0	0	0	0	0	0	0	0	0
12	309.2	Supply Mains	7,777	7,777	7,777	7,777	7,777	7,777	7,777	7,777	7,777	7,777	7,777	7,777	7,777	7,777
13	310.2	Power Generation Equipment	0	0	0	0	0	0	0	0	0	0	0	0	0	0
14	311.2	Pumping Equipment	0	0	0	0	0	0	0	0	0	0	0	0	0	0
15	339.2	Other Plant & Misc. Equipment	0	0	0	0	0	0	0	0	0	0	0	0	0	0
16		WATER TREATMENT PLANT														
17	303.3	Land & Land Rights	0	0	0	0	0	0	0	0	0	0	0	0	0	0
18	304.3	Structures & Improvements	0	0	0	0	0	0	0	0	0	0	0	0	0	0
19	311.3	Pumping Equipment	0	0	0	0	0	0	0	0	0	0	0	0	0	0
20	320.3	Water Treatment Equipment	0	0	0	0	0	0	0	0	0	0	0	0	0	0
21	339.3	Other Plant & Misc. Equipment	0	0	0	0	0	0	0	0	0	0	0	0	0	0
22		TRANSMISSION & DISTRIBUTION PLANT														
23	303.4	Land & Land Rights	0	0	0	0	0	0	0	0	0	0	0	0	0	0
24	304.4	Structures & Improvements	0	0	0	0	0	0	0	0	0	0	0	0	0	0
25	311.4	Pumping Equipment	0	0	0	0	0	0	0	0	0	0	0	0	0	0
26	330.4	Distr. Reservoirs & Standpipes	0	0	0	0	0	0	0	0	0	0	0	0	0	0
27	331.4	Transm. & Distribution Mains	29,627	29,627	29,627	29,627	29,627	29,627	29,409	29,409	29,409	28,756	28,756	28,756	28,756	29,309
28	333.4	Services	8,031	8,031	8,031	8,031	8,031	8,031	8,031	8,031	8,031	8,031	8,031	8,031	8,031	8,031
29	334.4	Meters & Meter Installations	17,414	17,414	17,414	17,414	17,414	17,414	17,696	17,696	17,696	17,978	17,978	17,978	18,260	17,674
30	335.4	Hydrants	0	0	0	0	0	0	0	0	0	0	0	0	0	0
31	336.4	Backflow Prevention	0	0	0	0	0	0	0	0	0	0	0	0	0	0
32	339.4	Other Plant & Misc. Equipment	0	0	0	0	0	0	0	0	0	0	0	0	0	0
33		GENERAL PLANT														
34	303.5	Land & Land Rights	0	0	0	0	0	0	0	0	0	0	0	0	0	0
35	304.5	Structures & Improvements	0	0	0	0	0	0	0	0	0	0	0	0	0	0
36	340.5	Office Furniture & Equipment	0	0	0	0	0	0	0	0	0	0	0	0	0	0
37	340.51	Computer Equipment	0	0	0	0	0	0	0	0	0	0	0	0	0	0
38	341.5	Transportation Equipment	0	0	0	0	0	0	0	0	0	0	0	0	0	0
39	342.5	Stores Equipment	0	0	0	0	0	0	0	0	0	0	0	0	0	0
40	343.5	Tools, Shop & Garage Equipment	0	0	0	0	0	0	0	0	0	0	0	0	0	0
41	344.5	Laboratory Equipment	0	0	0	0	0	0	0	0	0	0	0	0	0	0
42	345.5	Power Operated Equipment	0	0	0	0	0	0	0	0	0	0	0	0	0	0
43	346.5	Communication Equipment	535	535	535	535	535	535	535	535	535	535	535	535	535	535
44	347.5	Miscellaneous Equipment	0	0	0	0	0	0	0	0	0	0	0	0	0	0
45	348.5	Other Tangible Plant	0	0	0	0	0	0	0	0	0	0	0	0	0	0
46		TOTAL	64,069	64,069	64,069	64,069	64,069	64,069	64,133	64,133	64,133	63,762	63,762	63,762	64,044	64,011

192

Schedule of Water Plant in Service By Primary Account

Test Year Average balance
 Holiday Haven
 Docket No. 060368-WS
 Schedule Year Ending 12/31/06
 Historical [] Projected [X]

Florida Public Service Commission

Schedule: A-5
 Page: 4 of 5
 Preparer: Robert M. Griffin

Explanation: Provide the month ending Adjusted balances for Water Plant in Service by primary account for each month of the Intermediate Year and the ending balance for the prior year.

Line No.	Acct No.	(1) Account Name	(2) Prior Year 12/31/05	(3) Jan	(4) Feb	(5) Mar	(6) Apr	(7) May	(8) Jun	(9) Jul	(10) Aug	(11) Sep	(12) Oct	(13) Nov	(14) Dec	(15) Average Balance
1		INTANGIBLE PLANT														
2	301.1	Organization	0	0	0	0	0	0	0	0	0	0	0	0	0	0
3	302.1	Franchises	425	425	425	425	425	425	425	425	425	425	425	425	425	425
4	339.1	Other Plant & Misc. Equipment	0	0	0	0	0	0	0	0	0	0	0	0	0	0
5		SOURCE OF SUPPLY & PUMPING PLANT														
6	303.2	Land & Land Rights	260	260	260	260	260	260	260	260	260	260	260	260	260	260
7	304.2	Structures & Improvements	0	0	0	0	0	0	0	0	0	0	0	0	0	0
8	305.2	Collect. & Impound Reservoirs	0	0	0	0	0	0	0	0	0	0	0	0	0	0
9	306.2	Lake, River & Other Intakes	0	0	0	0	0	0	0	0	0	0	0	0	0	0
10	307.2	Wells & Springs	0	0	0	0	0	0	0	0	0	0	0	0	0	0
11	308.2	Infiltration Galleries & Tunnels	0	0	0	0	0	0	0	0	0	0	0	0	0	0
12	309.2	Supply Mains	7,777	7,777	7,777	7,777	7,777	7,777	7,777	7,777	7,777	7,777	7,777	7,777	7,777	7,777
13	310.2	Power Generation Equipment	0	0	0	0	0	0	0	0	0	0	0	0	0	0
14	311.2	Pumping Equipment	0	0	0	0	0	0	0	0	0	0	0	0	0	0
15	339.2	Other Plant & Misc. Equipment	0	0	0	0	0	0	0	0	0	0	0	0	0	0
16		WATER TREATMENT PLANT														
17	303.3	Land & Land Rights	0	0	0	0	0	0	0	0	0	0	0	0	0	0
18	304.3	Structures & Improvements	0	0	0	0	0	0	0	0	0	0	0	0	0	0
19	311.3	Pumping Equipment	0	0	0	0	0	0	0	0	0	0	0	0	0	0
20	320.3	Water Treatment Equipment	0	0	0	0	0	0	0	0	0	0	0	0	0	0
21	339.3	Other Plant & Misc. Equipment	0	0	0	0	0	0	0	0	0	0	0	0	0	0
22		TRANSMISSION & DISTRIBUTION PLANT														
23	303.4	Land & Land Rights	0	0	0	0	0	0	0	0	0	0	0	0	0	0
24	304.4	Structures & Improvements	0	0	0	0	0	0	0	0	0	0	0	0	0	0
25	311.4	Pumping Equipment	0	0	0	0	0	0	0	0	0	0	0	0	0	0
26	330.4	Distr. Reservoirs & Standpipes	0	0	0	0	0	0	0	0	0	0	0	0	0	0
27	331.4	Transm. & Distribution Mains	29,627	29,627	29,627	29,627	29,627	29,627	29,409	29,409	29,409	28,756	28,756	28,756	28,756	29,309
28	333.4	Services	8,031	8,031	8,031	8,031	8,031	8,031	8,031	8,031	8,031	8,031	8,031	8,031	8,031	8,031
29	334.4	Meters & Meter Installations	17,414	17,414	17,414	17,414	17,414	17,414	17,696	17,696	17,696	17,978	17,978	17,978	18,260	17,674
30	335.4	Hydrants	0	0	0	0	0	0	0	0	0	0	0	0	0	0
31	336.4	Backflow Prevention	0	0	0	0	0	0	0	0	0	0	0	0	0	0
32	339.4	Other Plant & Misc. Equipment	0	0	0	0	0	0	0	0	0	0	0	0	0	0
33		GENERAL PLANT														
34	303.5	Land & Land Rights	0	0	0	0	0	0	0	0	0	0	0	0	0	0
35	304.5	Structures & Improvements	0	0	0	0	0	0	0	0	0	0	0	0	0	0
36	340.5	Office Furniture & Equipment	0	0	0	0	0	0	0	0	0	0	0	0	0	0
37	340.51	Computer Equipment	1,446	1,446	1,446	1,572	1,572	2,085	2,177	2,177	2,177	2,177	2,177	2,177	5,092	2,132
38	341.5	Transportation Equipment	0	0	0	0	0	0	0	0	0	0	0	0	0	0
39	342.5	Stores Equipment	0	0	0	0	0	0	0	0	0	0	0	0	0	0
40	343.5	Tools, Shop & Garage Equipment	0	0	0	0	0	0	0	0	0	0	0	0	0	0
41	344.5	Laboratory Equipment	0	0	0	0	0	0	0	0	0	0	0	0	0	0
42	345.5	Power Operated Equipment	0	0	0	0	0	0	0	0	0	0	0	0	0	0
43	346.5	Communication Equipment	535	535	535	535	535	535	535	535	535	535	535	535	535	535
44	347.5	Miscellaneous Equipment	0	0	0	0	0	0	0	0	0	0	0	0	0	0
45	348.5	Other Tangible Plant	0	0	0	0	0	0	0	0	0	0	0	0	0	0
46		TOTAL	65,515	65,515	65,515	65,641	65,641	66,154	66,310	66,310	66,310	65,939	65,939	65,939	69,136	66,143
47		Subtotal Land & Land Rights	260	260	260	260	260	260	260	260	260	260	260	260	260	260


1961

Schedule of Water Plant in Service By Primary Account- 2007 CWIP to Plant -Jan through December 2007		FWS Properties												Florida Public Service Commission	
Holiday Haven - Water Docket No. 060368-WS Schedule Year Ended: 2007 Historic [] or Projected [x]		Explanation: Provide amounts for projects that were physically placed in service during 2007.												Schedule: A-5 Page: 6 of 8 Preparer: <name>	
Line No.	Acct No.	(1) AccountName	(3) Jan	(4) Feb	(5) Mar	(6) Apr	(7) May	(8) Jun	(9) Jul	(10) Aug	(11) Sep	(12) Oct	(13) Nov	(14) Dec	(15) 2007 Total
1		INTANGIBLE PLANT													
2	301.1	Organization													0
3	302.1	Franchises													0
4	339.1	Other Plant & Misc. Equipment													0
5		SOURCE OF SUPPLY & PUMPING PLANT													
6	303.2	Land & Land Rights													0
7	304.2	Structures & Improvements													0
8	305.2	Collect. & Impound Reservoirs													0
9	306.2	Lake, River & Other Intakes													0
10	307.2	Wells & Springs													0
11	308.2	Infiltration Galleries & Tunnels													0
12	309.2	Supply Mains													0
13	310.2	Power Generation Equipment													0
14	311.2	Pumping Equipment													0
15	339.2	Other Plant & Misc. Equipment													0
16		WATER TREATMENT PLANT													
17	303.3	Land & Land Rights													0
18	304.3	Structures & Improvements													0
19	311.3	Pumping Equipment													0
20	320.3	Water Treatment Equipment													0
21	339.3	Other Plant & Misc. Equipment													0
22		TRANSMISSION & DISTRIBUTION PLANT													
23	303.4	Land & Land Rights													0
24	304.4	Structures & Improvements													0
25	311.4	Pumping Equipment													0
26	330.4	Distr. Reservoirs & Standpipes													0
27	331.4	Transm. & Distribution Mains			1,250			1,250			1,250			1,250	5,000
28	333.4	Services													0
29	334.4	Meters & Meter Installations			375			375			375			375	1,500
30	335.4	Hydrants													0
31	336.4	Backflow Prevention													0
32	339.4	Other Plant & Misc. Equipment													0
33		GENERAL PLANT													
34	303.5	Land & Land Rights													0
35	304.5	Structures & Improvements													0
36	340.5	Office Furniture & Equipment													0
37	340.51	Computer Equipment													0
38	341.5	Transportation Equipment													0
39	342.5	Stores Equipment													0
40	343.5	Tools, Shop & Garage Equipment													0
41	344.5	Laboratory Equipment													0
42	345.5	Power Operated Equipment													0
43	346.5	Communication Equipment													0
44	347.5	Miscellaneous Equipment													0
45	348.5	Other Tangible Plant													0
46		TOTAL	0	0	1,625	0	0	1,625	0	0	1,625	0	0	1,625	6,500

20

Schedule of Water Plant in Service By Primary Account- 2007 Retirements-January through December 2007													Florida Public Service Commission			
Holiday Haven - Water Docket No. 060368-WS Schedule Year Ended: 2007 Historic [] or Projected [x]													Schedule: A-5 Page: 7 of 8 Preparer: <name>			
Explanation: Provide Retirements that were physically made during 2007																
Line No.	Acct No.	(1) AccountName	(2)	(3) Jan	(4) Feb	(5) Mar	(6) Apr	(7) May	(8) Jun	(9) Jul	(10) Aug	(11) Sep	(12) Oct	(13) Nov	(14) Dec	(15) 2007 Total
1		INTANGIBLE PLANT														
2	301.1	Organization														0
3	302.1	Franchises														0
4	339.1	Other Plant & Misc. Equipment														0
5		SOURCE OF SUPPLY & PUMPING PLANT														
6	303.2	Land & Land Rights														0
7	304.2	Structures & Improvements														0
8	305.2	Collect. & Impound Reservoirs														0
9	306.2	Lake, River & Other Intakes														0
10	307.2	Wells & Springs														0
11	308.2	Infiltration Galleries & Tunnels														0
12	309.2	Supply Mains														0
13	310.2	Power Generation Equipment														0
14	311.2	Pumping Equipment														0
15	339.2	Other Plant & Misc. Equipment														0
16		WATER TREATMENT PLANT														
17	303.3	Land & Land Rights														0
18	304.3	Structures & Improvements														0
19	311.3	Pumping Equipment														0
20	320.3	Water Treatment Equipment														0
21	339.3	Other Plant & Misc. Equipment														0
22		TRANSMISSION & DISTRIBUTION PLANT														
23	303.4	Land & Land Rights														0
24	304.4	Structures & Improvements														0
25	311.4	Pumping Equipment														0
26	330.4	Distr. Reservoirs & Standpipes														0
27	331.4	Transm. & Distribution Mains				(136)			(136)			(136)		(136)		(544)
28	333.4	Services														0
29	334.4	Meters & Meter Installations				(164)			(164)			(164)		(164)		(656)
30	335.4	Hydrants														0
31	336.4	Backflow Prevention														0
32	339.4	Other Plant & Misc. Equipment														0
33		GENERAL PLANT														
34	303.5	Land & Land Rights														0
35	304.5	Structures & Improvements														0
36	340.5	Office Furniture & Equipment														0
37	340.51	Computer Equipment														0
38	341.5	Transportation Equipment														0
39	342.5	Stores Equipment														0
40	343.5	Tools, Shop & Garage Equipment														0
41	344.5	Laboratory Equipment														0
42	345.5	Power Operated Equipment														0
43	346.5	Communication Equipment														0
44	347.5	Miscellaneous Equipment														0
45	348.5	Other Tangible Plant														0
46		TOTAL		0	0	(300)	0	0	(300)	0	0	(300)	0	0	(300)	(1,200)

Schedule of Water Plant in Service By Primary Account- 2007 Adjustments to UPIS-January through December 2007			FWS Properties										Florida Public Service Commission		
Holiday Haven - Water Docket No. 060368-WS Schedule Year Ended: 2007 Historic [] or Projected [x]			Explanation: Provide Adjustments to UPIS Amendatory Order balances other than changes resulting from CWIP closed to Plan or Retirements for 2007.										Schedule: A-5 Page: 8 of 8 Preparer: <name>		
Line No.	Acct No.	AccountName	(1) Jan	(2) Feb	(3) Mar	(4) Apr	(5) May	(6) Jun	(7) Jul	(8) Aug	(9) Sep	(10) Oct	(11) Nov	(12) Dec	(13) Total
1		INTANGIBLE PLANT													
2	301.1	Organization													0
3	302.1	Franchises													0
4	339.1	Other Plant & Misc. Equipment													0
5		SOURCE OF SUPPLY & PUMPING PLANT													0
6	303.2	Land & Land Rights													0
7	304.2	Structures & Improvements													0
8	305.2	Collect. & Impound Reservoirs													0
9	306.2	Lake, River & Other Intakes													0
10	307.2	Wells & Springs													0
11	308.2	Infiltration Galleries & Tunnels													0
12	309.2	Supply Mains													0
13	310.2	Power Generation Equipment													0
14	311.2	Pumping Equipment													0
15	339.2	Other Plant & Misc. Equipment													0
16		WATER TREATMENT PLANT													0
17	303.3	Land & Land Rights													0
18	304.3	Structures & Improvements													0
19	311.3	Pumping Equipment													0
20	320.3	Water Treatment Equipment													0
21	339.3	Other Plant & Misc. Equipment													0
22		TRANSMISSION & DISTRIBUTION PLANT													0
23	303.4	Land & Land Rights													0
24	304.4	Structures & Improvements													0
25	311.4	Pumping Equipment													0
26	330.4	Distr. Reservoirs & Standpipes													0
27	331.4	Transm. & Distribution Mains													0
28	333.4	Services													0
29	334.4	Meters & Meter Installations													0
30	335.4	Hydrants													0
31	336.4	Backflow Prevention													0
32	339.4	Other Plant & Misc. Equipment													0
33		GENERAL PLANT													0
34	303.5	Land & Land Rights													0
35	304.5	Structures & Improvements													0
36	340.5	Office Furniture & Equipment													0
37	340.51	Computer Equipment													0
38	341.5	Transportation Equipment													0
39	342.5	Stores Equipment													0
40	343.5	Tools, Shop & Garage Equipment													0
41	344.5	Laboratory Equipment													0
42	345.5	Power Operated Equipment													0
43	346.5	Communication Equipment													0
44	347.5	Miscellaneous Equipment													0
45	348.5	Other Tangible Plant													0
46		TOTAL	0	0	0	0	0	0	0	0	0	0	0	0	0



22

Schedule of Water Plant in Service By Primary Account- 2007 Adjusted UPIS Balances- December 2006 through December 2007													Florida Public Service Commission			
Holiday Haven - Water Docket No. 060368-WS Schedule Year Ended: 2007 Historic [<input type="checkbox"/>] or Projected [<input checked="" type="checkbox"/>]													Explanation: Provide Adjusted UPIS balances by account for the period beginning 12/31/06 through the year ended 12/31/07, and 13 month average			Schedule: A-5 Page: 4 of 8 Preparer: <name>
Line No.	Acct No.	(1) AccountName	(2) 12/31/06	(3) 01/31/07	(4) 02/28/07	(5) 03/31/07	(6) 04/30/07	(7) 05/31/07	(8) 06/30/07	(9) 07/31/07	(10) 08/31/07	(11) 09/30/07	(12) 10/31/07	(13) 11/30/07	(14) 12/31/07	(15) Average Balance
1		INTANGIBLE PLANT														
2	301.1	Organization	0	0	0	0	0	0	0	0	0	0	0	0	0	0
3	302.1	Franchises	425	425	425	425	425	425	425	425	425	425	425	425	425	425
4	339.1	Other Plant & Misc. Equipment	0	0	0	0	0	0	0	0	0	0	0	0	0	0
5		SOURCE OF SUPPLY & PUMPING PLANT														
6	303.2	Land & Land Rights	260	260	260	260	260	260	260	260	260	260	260	260	260	260
7	304.2	Structures & Improvements	0	0	0	0	0	0	0	0	0	0	0	0	0	0
8	305.2	Collect. & Impound Reservoirs	0	0	0	0	0	0	0	0	0	0	0	0	0	0
9	306.2	Lake, River & Other Intakes	0	0	0	0	0	0	0	0	0	0	0	0	0	0
10	307.2	Wells & Springs	0	0	0	0	0	0	0	0	0	0	0	0	0	0
11	308.2	Infiltration Galleries & Tunnels	0	0	0	0	0	0	0	0	0	0	0	0	0	0
12	309.2	Supply Mains	7,777	7,777	7,777	7,777	7,777	7,777	7,777	7,777	7,777	7,777	7,777	7,777	7,777	7,777
13	310.2	Power Generation Equipment	0	0	0	0	0	0	0	0	0	0	0	0	0	0
14	311.2	Pumping Equipment	0	0	0	0	0	0	0	0	0	0	0	0	0	0
15	339.2	Other Plant & Misc. Equipment	0	0	0	0	0	0	0	0	0	0	0	0	0	0
16		WATER TREATMENT PLANT														
17	303.3	Land & Land Rights	0	0	0	0	0	0	0	0	0	0	0	0	0	0
18	304.3	Structures & Improvements	0	0	0	0	0	0	0	0	0	0	0	0	0	0
19	311.3	Pumping Equipment	0	0	0	0	0	0	0	0	0	0	0	0	0	0
20	320.3	Water Treatment Equipment	0	0	0	0	0	0	0	0	0	0	0	0	0	0
21	339.3	Other Plant & Misc. Equipment	0	0	0	0	0	0	0	0	0	0	0	0	0	0
22		TRANSMISSION & DISTRIBUTION PLANT														
23	303.4	Land & Land Rights	0	0	0	0	0	0	0	0	0	0	0	0	0	0
24	304.4	Structures & Improvements	0	0	0	0	0	0	0	0	0	0	0	0	0	0
25	311.4	Pumping Equipment	0	0	0	0	0	0	0	0	0	0	0	0	0	0
26	330.4	Distr. Reservoirs & Standpipes	0	0	0	0	0	0	0	0	0	0	0	0	0	0
27	331.4	Transm. & Distribution Mains	28,756	28,756	28,756	29,870	29,870	29,870	30,984	30,984	30,984	32,098	32,098	32,098	33,212	30,641
28	333.4	Services	8,031	8,031	8,031	8,031	8,031	8,031	8,031	8,031	8,031	8,031	8,031	8,031	8,031	8,031
29	334.4	Meters & Meter Installations	18,260	18,260	18,260	18,471	18,471	18,471	18,682	18,682	18,682	18,893	18,893	18,893	19,104	18,617
30	335.4	Hydrants	0	0	0	0	0	0	0	0	0	0	0	0	0	0
31	336.4	Backflow Prevention	0	0	0	0	0	0	0	0	0	0	0	0	0	0
32	339.4	Other Plant & Misc. Equipment	0	0	0	0	0	0	0	0	0	0	0	0	0	0
33		GENERAL PLANT														
34	303.5	Land & Land Rights	0	0	0	0	0	0	0	0	0	0	0	0	0	0
35	304.5	Structures & Improvements	0	0	0	0	0	0	0	0	0	0	0	0	0	0
36	340.5	Office Furniture & Equipment	0	0	0	0	0	0	0	0	0	0	0	0	0	0
37	340.51	Computer Equipment	0	0	0	0	0	0	0	0	0	0	0	0	0	0
38	341.5	Transportation Equipment	0	0	0	0	0	0	0	0	0	0	0	0	0	0
39	342.5	Stores Equipment	0	0	0	0	0	0	0	0	0	0	0	0	0	0
40	343.5	Tools, Shop & Garage Equipment	0	0	0	0	0	0	0	0	0	0	0	0	0	0
41	344.5	Laboratory Equipment	0	0	0	0	0	0	0	0	0	0	0	0	0	0
42	345.5	Power Operated Equipment	0	0	0	0	0	0	0	0	0	0	0	0	0	0
43	346.5	Communication Equipment	535	535	535	535	535	535	535	535	535	535	535	535	535	535
44	347.5	Miscellaneous Equipment	0	0	0	0	0	0	0	0	0	0	0	0	0	0
45	348.5	Other Tangible Plant	0	0	0	0	0	0	0	0	0	0	0	0	0	0
46		TOTAL	64,044	64,044	64,044	65,369	65,369	65,369	66,694	66,694	66,694	68,019	68,019	68,019	69,344	66,286
															FALSE	TRUE

236

Schedule of Water Plant in Service By Primary Account

Test Year Average balance
 Holiday Haven
 Docket No. 060368-WS
 Schedule Year Ending 12/31/07
 Historical [] Projected [X]

Florida Public Service Commission

Schedule: A-5
 Page: 5 of 5
 Preparer: Robert M. Griffin

Explanation: Provide the month ending Adjusted balances for Water Plant in Service by primary account for each month of the Projected Rate Year and the ending balance for the prior year.

Line No.	Acct No.	(1) Account Name	(2) Prior Year 12/31/06	(3) Jan	(4) Feb	(5) Mar	(6) Apr	(7) May	(8) Jun	(9) Jul	(10) Aug	(11) Sep	(12) Oct	(13) Nov	(14) Dec	(15) Average Balance
1		INTANGIBLE PLANT														
2	301.1	Organization	0	0	0	0	0	0	0	0	0	0	0	0	0	0
3	302.1	Franchises	425	425	425	425	425	425	425	425	425	425	425	425	425	425
4	339.1	Other Plant & Misc. Equipment	0	0	0	0	0	0	0	0	0	0	0	0	0	0
5		SOURCE OF SUPPLY & PUMPING PLANT														
6	303.2	Land & Land Rights	260	260	260	260	260	260	260	260	260	260	260	260	260	260
7	304.2	Structures & Improvements	0	0	0	0	0	0	0	0	0	0	0	0	0	0
8	305.2	Collect. & Impound Reservoirs	0	0	0	0	0	0	0	0	0	0	0	0	0	0
9	306.2	Lake, River & Other Intakes	0	0	0	0	0	0	0	0	0	0	0	0	0	0
10	307.2	Wells & Springs	0	0	0	0	0	0	0	0	0	0	0	0	0	0
11	308.2	Infiltration Galleries & Tunnels	0	0	0	0	0	0	0	0	0	0	0	0	0	0
12	309.2	Supply Mains	7,777	7,777	7,777	7,777	7,777	7,777	7,777	7,777	7,777	7,777	7,777	7,777	7,777	7,777
13	310.2	Power Generation Equipment	0	0	0	0	0	0	0	0	0	0	0	0	0	0
14	311.2	Pumping Equipment	0	0	0	0	0	0	0	0	0	0	0	0	0	0
15	339.2	Other Plant & Misc. Equipment	0	0	0	0	0	0	0	0	0	0	0	0	0	0
16		WATER TREATMENT PLANT														
17	303.3	Land & Land Rights	0	0	0	0	0	0	0	0	0	0	0	0	0	0
18	304.3	Structures & Improvements	0	0	0	0	0	0	0	0	0	0	0	0	0	0
19	311.3	Pumping Equipment	0	0	0	0	0	0	0	0	0	0	0	0	0	0
20	320.3	Water Treatment Equipment	0	0	0	0	0	0	0	0	0	0	0	0	0	0
21	339.3	Other Plant & Misc. Equipment	0	0	0	0	0	0	0	0	0	0	0	0	0	0
22		TRANSMISSION & DISTRIBUTION PLANT														
23	303.4	Land & Land Rights	0	0	0	0	0	0	0	0	0	0	0	0	0	0
24	304.4	Structures & Improvements	0	0	0	0	0	0	0	0	0	0	0	0	0	0
25	311.4	Pumping Equipment	0	0	0	0	0	0	0	0	0	0	0	0	0	0
26	330.4	Dist. Reservoirs & Standpipes	0	0	0	0	0	0	0	0	0	0	0	0	0	0
27	331.4	Transm. & Distribution Mains	28,756	28,756	28,756	29,870	29,870	29,870	30,984	30,984	30,984	32,098	32,098	32,098	33,212	30,641
28	333.4	Services	8,031	8,031	8,031	8,031	8,031	8,031	8,031	8,031	8,031	8,031	8,031	8,031	8,031	8,031
29	334.4	Meters & Meter Installations	18,260	18,260	18,260	18,471	18,471	18,471	18,682	18,682	18,682	18,893	18,893	18,893	19,104	18,617
30	335.4	Hydrants	0	0	0	0	0	0	0	0	0	0	0	0	0	0
31	336.4	Backflow Prevention	0	0	0	0	0	0	0	0	0	0	0	0	0	0
32	339.4	Other Plant & Misc. Equipment	0	0	0	0	0	0	0	0	0	0	0	0	0	0
33		GENERAL PLANT														
34	303.5	Land & Land Rights	0	0	0	0	0	0	0	0	0	0	0	0	0	0
35	304.5	Structures & Improvements	0	0	0	0	0	0	0	0	0	0	0	0	0	0
36	340.5	Office Furniture & Equipment	0	0	0	0	0	0	0	0	0	0	0	0	0	0
37	340.51	Computer Equipment	5,092	5,193	5,326	5,581	5,785	5,947	6,108	6,232	6,342	6,541	6,648	6,750	6,879	6,033
38	341.5	Transportation Equipment	0	0	0	0	0	0	0	0	0	0	0	0	0	0
39	342.5	Stores Equipment	0	0	0	0	0	0	0	0	0	0	0	0	0	0
40	343.5	Tools, Shop & Garage Equipment	0	0	0	0	0	0	0	0	0	0	0	0	0	0
41	344.5	Laboratory Equipment	0	0	0	0	0	0	0	0	0	0	0	0	0	0
42	345.5	Power Operated Equipment	0	0	0	0	0	0	0	0	0	0	0	0	0	0
43	346.5	Communication Equipment	535	535	535	535	535	535	535	535	535	535	535	535	535	535
44	347.5	Miscellaneous Equipment	0	0	0	0	0	0	0	0	0	0	0	0	0	0
45	348.5	Other Tangible Plant	0	0	0	0	0	0	0	0	0	0	0	0	0	0
46		TOTAL	69,136	69,237	69,370	70,950	71,154	71,316	72,802	72,926	73,036	74,560	74,667	74,769	76,223	72,319
47		Subtotal Land & Land Rights	260	260	260	260	260	260	260	260	260	260	260	260	260	260

231

Schedule of Water Accumulated Depreciation By Primary Account- 2004
June through December Accum Dep'n Balances per Books- 2004

FWS Properties

Florida Public Service Commission

Holiday Haven - Water
Docket No. 060368-WS
Schedule Year Ended: 2004
Historic [x] or Projected []

108 6411 =input field FWS Holiday Haven - Water

Explanation: Provide Accumulated Depreciation balances by account for the period beginning 6/30/04 (when the Florida Water Services properties were acquired by AQUA) through the year ended 12/31/04. While 2005 is the historical test year, balances back to 6/30/04 are needed since adjustments to book balances are made beginning that date.

Schedule: A-9
Page: 2 of 8
Preparer: <name>

Line No.	Acct No.	(1) Account Name	(2)	(3)	(4)	(5)	(6)	(7)	(8)
			06/30/04	07/31/04	08/31/04	09/30/04	10/31/04	11/30/04	12/31/04
1		INTANGIBLE PLANT							
2	301.1	Organization	0	0	0	0	0	0	0
3	302.1	Franchises	0	0	0	0	0	0	0
4	339.1	Other Plant & Misc. Equipment	0	0	0	0	0	0	0
5		SOURCE OF SUPPLY & PUMPING PLANT							
6	303.2	Land & Land Rights	0	0	0	0	0	0	0
7	304.2	Structures & Improvements	0	0	0	0	0	0	0
8	305.2	Collect. & Impound Reservoirs	0	0	0	0	0	0	0
9	306.2	Lake, River & Other Intakes	0	0	0	0	0	0	0
10	307.2	Wells & Springs	0	0	0	0	0	0	0
11	308.2	Infiltration Galleries & Tunnels	0	0	0	0	0	0	0
12	309.2	Supply Mains	0	0	0	0	0	0	0
13	310.2	Power Generation Equipment	0	0	0	0	0	0	0
14	311.2	Pumping Equipment	0	0	0	0	0	0	0
15	339.2	Other Plant & Misc. Equipment	0	0	0	0	0	0	0
16		WATER TREATMENT PLANT							
17	303.3	Land & Land Rights	0	0	0	0	0	0	0
18	304.3	Structures & Improvements	0	0	0	0	0	0	0
19	311.3	Pumping Equipment	0	0	0	0	0	0	0
20	320.3	Water Treatment Equipment	0	0	0	0	0	0	0
21	339.3	Other Plant & Misc. Equipment	0	0	0	0	0	0	0
22		TRANSMISSION & DISTRIBUTION PLANT							
23	303.4	Land & Land Rights	0	0	0	0	0	0	0
24	304.4	Structures & Improvements	0	0	0	0	0	0	0
25	311.4	Pumping Equipment	0	0	0	0	0	0	0
26	330.4	Distr. Reservoirs & Standpipes	0	0	0	0	0	0	0
27	331.4	Transm. & Distribution Mains	0	0	0	0	0	0	0
28	333.4	Services	0	0	0	0	0	0	0
29	334.4	Meters & Meter Installations	0	0	0	0	0	0	0
30	335.4	Hydrants	0	0	0	0	0	0	0
31	336.4	Backflow Prevention	0	0	0	0	0	0	0
32	339.4	Other Plant & Misc. Equipment	0	0	0	0	0	0	0
33		GENERAL PLANT							
34	303.5	Land & Land Rights	0	0	0	0	0	0	0
35	304.5	Structures & Improvements	0	0	0	0	0	0	0
36	340.5	Office Furniture & Equipment	0	0	0	0	0	0	0
37	340.51	Computer Equipment	0	0	0	0	0	0	0
38	341.5	Transportation Equipment	0	0	0	0	0	0	0
39	342.5	Stores Equipment	0	0	0	0	0	0	0
40	343.5	Tools, Shop & Garage Equipment	0	0	0	0	0	0	0
41	344.5	Laboratory Equipment	0	0	0	0	0	0	0
42	345.5	Power Operated Equipment	0	0	0	0	0	0	0
43	346.5	Communication Equipment	0	0	0	0	0	0	0
44	347.5	Miscellaneous Equipment	0	0	0	0	0	0	0
45	348.5	Other Tangible Plant	0	0	0	0	0	0	0
46		TOTAL	0	0	0	0	0	0	0

h2

Schedule of Water Accumulated Depreciation By Primary Account- 2005										Florida Public Service Commission							
Monthly Accumulated Depreciation Balances - per books - 2005																	
Line No.	Acct No.	(1) Account Name	(2) 12/31/04	(3) 01/31/05	(4) 02/28/05	(5) 03/31/05	(6) 04/30/05	(7) 05/31/05	(8) 06/30/05	(9) 07/31/05	(10) 08/31/05	(11) 09/30/05	(12) 10/31/05	(13) 11/30/05	(14) 12/31/05	(15) Average Balance	
108: 6411 FWS Holiday Haven - Water Explanation: Provide Accumulated Depreciation balances by account for the period beginning 12/31/04 through 12/31/05, and 13 month average for 2005															Schedule: A-9	Page: 2 of 8	Preparer: <name>
1		INTANGIBLE PLANT	0	0	0	0	0	0	0	0	0	0	0	0	0	0	
2	301.1	Organization	0	0	0	0	0	0	0	0	0	0	0	0	0	0	
3	302.1	Franchises	0	0	0	0	0	0	0	0	0	0	0	0	0	0	
4	339.1	Other Plant & Misc. Equipment	0	0	0	0	0	0	0	0	0	0	0	0	0	0	
5		SOURCE OF SUPPLY & PUMPING PLANT	0	0	0	0	0	0	0	0	0	0	0	0	0	0	
6	303.2	Land & Land Rights	0	0	0	0	0	0	0	0	0	0	0	0	0	0	
7	304.2	Structures & Improvements	0	0	0	0	0	0	0	0	0	0	0	0	0	0	
8	305.2	Collect. & Impound Reservoirs	0	0	0	0	0	0	0	0	0	0	0	0	0	0	
9	306.2	Lake, River & Other Intakes	0	0	0	0	0	0	0	0	0	0	0	0	0	0	
10	307.2	Wells & Springs	0	0	0	0	0	0	0	0	0	0	0	0	0	0	
11	308.2	Infiltration Galleries & Tunnels	0	0	0	0	0	0	0	0	0	0	0	0	0	0	
12	309.2	Supply Mains	0	0	0	0	0	0	0	0	0	0	0	0	0	0	
13	310.2	Power Generation Equipment	0	0	0	0	0	0	0	0	0	0	0	0	0	0	
14	311.2	Pumping Equipment	0	0	0	0	0	0	0	0	0	0	0	0	0	0	
15	339.2	Other Plant & Misc. Equipment	0	0	0	0	0	0	0	0	0	0	0	0	0	0	
16		WATER TREATMENT PLANT	0	0	0	0	0	0	0	0	0	0	0	0	0	0	
17	303.3	Land & Land Rights	0	0	0	0	0	0	0	0	0	0	0	0	0	0	
18	304.3	Structures & Improvements	0	0	0	0	0	0	0	0	0	0	0	0	0	0	
19	311.3	Pumping Equipment	0	0	0	0	0	0	0	0	0	0	0	0	0	0	
20	320.3	Water Treatment Equipment	0	0	0	0	0	0	0	0	0	0	0	0	0	0	
21	339.3	Other Plant & Misc. Equipment	0	0	0	0	0	0	0	0	0	0	0	0	0	0	
22		TRANSMISSION & DISTRIBUTION PLANT	0	0	0	0	0	0	0	0	0	0	0	0	0	0	
23	303.4	Land & Land Rights	0	0	0	0	0	0	0	0	0	0	0	0	0	0	
24	304.4	Structures & Improvements	0	0	0	0	0	0	0	0	0	0	0	0	0	0	
25	311.4	Pumping Equipment	0	0	0	0	0	0	0	0	0	0	0	0	0	0	
26	330.4	Dist. Reservoirs & Standpipes	0	0	0	0	0	0	0	0	0	0	0	0	0	0	
27	331.4	Transm. & Distribution Mains	0	0	0	0	0	0	0	0	0	0	0	0	0	0	
28	333.4	Services	0	0	0	0	0	0	0	0	0	0	0	0	0	0	
29	334.4	Meters & Meter Installations	0	0	0	0	0	0	0	0	0	0	0	0	0	0	
30	335.4	Hydrants	0	0	0	0	0	0	0	0	0	0	0	0	0	0	
31	336.4	Backflow Prevention	0	0	0	0	0	0	0	0	0	0	0	0	0	0	
32	339.4	Other Plant & Misc. Equipment	0	0	0	0	0	0	0	0	0	0	0	0	0	0	
33		GENERAL PLANT	0	0	0	0	0	0	0	0	0	0	0	0	0	0	
34	303.5	Land & Land Rights	0	0	0	0	0	0	0	0	0	0	0	0	0	0	
35	304.5	Structures & Improvements	0	0	0	0	0	0	0	0	0	0	0	0	0	0	
36	340.5	Office Furniture & Equipment	0	0	0	0	0	0	0	0	0	0	0	0	0	0	
37	340.51	Computer Equipment	0	0	0	0	0	0	0	0	0	0	0	0	0	0	
38	341.5	Transportation Equipment	0	0	0	0	0	0	0	0	0	0	0	0	0	0	
39	342.5	Stores Equipment	0	0	0	0	0	0	0	0	0	0	0	0	0	0	
40	343.5	Tools, Shop & Garage Equipment	0	0	0	0	0	0	0	0	0	0	0	0	0	0	
41	344.5	Laboratory Equipment	0	0	0	0	0	0	0	0	0	0	0	0	0	0	
42	345.5	Power Operated Equipment	0	0	0	0	0	0	0	0	0	0	0	0	0	0	
43	346.5	Communication Equipment	0	0	0	0	0	0	0	0	0	0	0	0	0	0	
44	347.5	Miscellaneous Equipment	0	0	0	0	0	0	0	0	0	0	0	0	0	0	
45	348.5	Other Tangible Plant	0	0	0	0	0	0	0	0	0	0	0	0	0	0	
46		TOTAL	0	0	0	0	0	0	0	0	0	0	0	0	0	0	

25a

Schedule of Water Accumulated Depreciation By Primary Account
 Test Year Average balance
 Holiday Haven
 Docket No. 060368-WS
 Test Year Ending 12/31/05
 Historical [X] Projected []

Florida Public Service Commission

Schedule: A-9
 Page: 2 of 5
 Preparer: Robert M. Griffin

Explanation: Provide the month ending Per Books balances for Water Accumulated Depreciation by primary account for each month of the Test Year and the ending balance for the prior year.

Line No.	Acct No.	(1) Account Name	(2) Prior Year 12/31/04	(3) Jan	(4) Feb	(5) Mar	(6) Apr	(7) May	(8) Jun	(9) Jul	(10) Aug	(11) Sep	(12) Oct	(13) Nov	(14) Dec	(15) Average Balance
1		INTANGIBLE PLANT														
2	301.1	Organization	0	0	0	0	0	0	0	0	0	0	0	0	0	0
3	302.1	Franchises	0	0	0	0	0	0	0	0	0	0	0	0	0	0
4	339.1	Other Plant & Misc. Equipment	0	0	0	0	0	0	0	0	0	0	0	0	0	0
5		SOURCE OF SUPPLY & PUMPING PLANT														
6	303.2	Land & Land Rights	0	0	0	0	0	0	0	0	0	0	0	0	0	0
7	304.2	Structures & Improvements	0	0	0	0	0	0	0	0	0	0	0	0	0	0
8	305.2	Collect. & Impound Reservoirs	0	0	0	0	0	0	0	0	0	0	0	0	0	0
9	306.2	Lake, River & Other Intakes	0	0	0	0	0	0	0	0	0	0	0	0	0	0
10	307.2	Wells & Springs	0	0	0	0	0	0	0	0	0	0	0	0	0	0
11	308.2	Infiltration Galleries & Tunnels	0	0	0	0	0	0	0	0	0	0	0	0	0	0
12	309.2	Supply Mains	0	0	0	0	0	0	0	0	0	0	0	0	0	0
13	310.2	Power Generation Equipment	0	0	0	0	0	0	0	0	0	0	0	0	0	0
14	311.2	Pumping Equipment	0	0	0	0	0	0	0	0	0	0	0	0	0	0
15	339.2	Other Plant & Misc. Equipment	0	0	0	0	0	0	0	0	0	0	0	0	0	0
16		WATER TREATMENT PLANT														
17	303.3	Land & Land Rights	0	0	0	0	0	0	0	0	0	0	0	0	0	0
18	304.3	Structures & Improvements	0	0	0	0	0	0	0	0	0	0	0	0	0	0
19	311.3	Pumping Equipment	0	0	0	0	0	0	0	0	0	0	0	0	0	0
20	320.3	Water Treatment Equipment	0	0	0	0	0	0	0	0	0	0	0	0	0	0
21	339.3	Other Plant & Misc. Equipment	0	0	0	0	0	0	0	0	0	0	0	0	0	0
22		TRANSMISSION & DISTRIBUTION PLANT														
23	303.4	Land & Land Rights	0	0	0	0	0	0	0	0	0	0	0	0	0	0
24	304.4	Structures & Improvements	0	0	0	0	0	0	0	0	0	0	0	0	0	0
25	311.4	Pumping Equipment	0	0	0	0	0	0	0	0	0	0	0	0	0	0
26	330.4	Dist. Reservoirs & Standpipes	0	0	0	0	0	0	0	0	0	0	0	0	0	0
27	331.4	Transm. & Distribution Mains	0	0	0	0	0	0	0	0	0	0	0	0	0	0
28	333.4	Services	0	0	0	0	0	0	0	0	0	0	0	0	0	0
29	334.4	Meters & Meter Installations	0	0	0	0	0	0	0	0	0	0	0	0	0	0
30	335.4	Hydrants	0	0	0	0	0	0	0	0	0	0	0	0	0	0
31	336.4	Backflow Prevention	0	0	0	0	0	0	0	0	0	0	0	0	0	0
32	339.4	Other Plant & Misc. Equipment	0	0	0	0	0	0	0	0	0	0	0	0	0	0
33		GENERAL PLANT														
34	303.5	Land & Land Rights	0	0	0	0	0	0	0	0	0	0	0	0	0	0
35	304.5	Structures & Improvements	0	0	0	0	0	0	0	0	0	0	0	0	0	0
36	340.5	Office Furniture & Equipment	0	0	0	0	0	0	0	0	0	0	0	0	0	0
37	340.51	Computer Equipment	0	0	0	0	0	0	0	0	0	0	0	0	0	0
38	341.5	Transportation Equipment	0	0	0	0	0	0	0	0	0	0	0	0	0	0
39	342.5	Stores Equipment	0	0	0	0	0	0	0	0	0	0	0	0	0	0
40	343.5	Tools, Shop & Garage Equipment	0	0	0	0	0	0	0	0	0	0	0	0	0	0
41	344.5	Laboratory Equipment	0	0	0	0	0	0	0	0	0	0	0	0	0	0
42	345.5	Power Operated Equipment	0	0	0	0	0	0	0	0	0	0	0	0	0	0
43	346.5	Communication Equipment	0	0	0	0	0	0	0	0	0	0	0	0	0	0
44	347.5	Miscellaneous Equipment	0	0	0	0	0	0	0	0	0	0	0	0	0	0
45	348.5	Other Tangible Plant	0	0	0	0	0	0	0	0	0	0	0	0	0	0
46		TOTAL	0	0	0	0	0	0	0	0	0	0	0	0	0	0
47		Subtotal Land & Land Rights	0	0	0	0	0	0	0	0	0	0	0	0	0	0

Note: 2005 Per Book balances are zero since system's balances were aggregated at an Administrative Level pending the PSC Order regarding proper balances at 6/04 acquisition.

2576

Schedule of Water Accumulated Depreciation By Primary Account- 2006							Florida Public Service Commission	
Monthly Accumulated Depreciation Balances- per books- 2006								
							Schedule: A-9	
							Page: 2 of 8	
							Preparer: <name>	
Holiday Haven - Water								
Docket No. 060368-WS							Explanation: Provide Accumulated Depreciation balances by account for the period	
Schedule Year Ended: 2006							beginning 12/31/05 through 12/31/06, and 13 month averages for 2006	
Historic [] or Projected [x]								
Line No.	Acct No.	(1) Account Name	(2) 12/31/05	(3) 01/31/06	(4) 02/28/06	(5) 03/31/06	(6) 04/30/06	(7) 05/31/06
1		INTANGIBLE PLANT						Linked
2	301.1	Organization	0	0	0	0	0	0
3	302.1	Franchises	0	0	0	0	0	(2)
4	339.1	Other Plant & Misc. Equipment	0	0	0	0	0	0
5		SOURCE OF SUPPLY & PUMPING PLANT						
6	303.2	Land & Land Rights	0	0	0	0	0	0
7	304.2	Structures & Improvements	0	0	0	0	0	0
8	305.2	Collect. & Impound Reservoirs	0	0	0	0	0	0
9	306.2	Lake, River & Other Intakes	0	0	0	0	0	0
10	307.2	Wells & Springs	0	0	0	0	0	0
11	308.2	Infiltration Galleries & Tunnels	0	0	0	0	0	0
12	309.2	Supply Mains	0	0	0	0	0	5,923
13	310.2	Power Generation Equipment	0	0	0	0	0	0
14	311.2	Pumping Equipment	0	0	0	0	0	0
15	339.2	Other Plant & Misc. Equipment	0	0	0	0	0	0
16		WATER TREATMENT PLANT						
17	303.3	Land & Land Rights	0	0	0	0	0	0
18	304.3	Structures & Improvements	0	0	0	0	0	0
19	311.3	Pumping Equipment	0	0	0	0	0	0
20	320.3	Water Treatment Equipment	0	0	0	0	0	0
21	339.3	Other Plant & Misc. Equipment	0	0	0	0	0	0
22		TRANSMISSION & DISTRIBUTION PLANT						
23	303.4	Land & Land Rights	0	0	0	0	0	0
24	304.4	Structures & Improvements	0	0	0	0	0	0
25	311.4	Pumping Equipment	0	0	0	0	0	0
26	330.4	Distr. Reservoirs & Standpipes	0	0	0	0	0	0
27	331.4	Transm. & Distribution Mains	0	0	0	0	0	17,360
28	333.4	Services	0	0	0	0	0	3,386
29	334.4	Meters & Meter Installations	0	0	0	0	0	5,731
30	335.4	Hydrants	0	0	0	0	0	0
31	336.4	Backflow Prevention	0	0	0	0	0	0
32	339.4	Other Plant & Misc. Equipment	0	0	0	0	0	0
33		GENERAL PLANT						
34	303.5	Land & Land Rights	0	0	0	0	0	0
35	304.5	Structures & Improvements	0	0	0	0	0	0
36	340.5	Office Furniture & Equipment	0	0	0	0	0	0
37	340.51	Computer Equipment	0	0	0	0	0	0
38	341.5	Transportation Equipment	0	0	0	0	0	0
39	342.5	Stores Equipment	0	0	0	0	0	0
40	343.5	Tools, Shop & Garage Equipment	0	0	0	0	0	0
41	344.5	Laboratory Equipment	0	0	0	0	0	0
42	345.5	Power Operated Equipment	0	0	0	0	0	0
43	346.5	Communication Equipment	0	0	0	0	0	245
44	347.5	Miscellaneous Equipment	0	0	0	0	0	4
45	348.5	Other Tangible Plant	0	0	0	0	0	0
46		TOTAL	0	0	0	0	0	32,666

26

**Schedule of Water and Sewer Accumulated Depreciation
Annual Balances Subsequent to Last Established Rate Base**

Florida Public Service Commission

Holiday Haven
Docket No. 060368-WS
Projected Test Year Ending 12/31/07

Schedule: A-8
Page: 2 of 2
Preparer: Robert M. Griffin

Explanation: Schedule A-8 continued

Line No.	(1) Description	(2) Water Year End Balance	(3) Sewer Year End Balance
The balances for this system begin June 30, 2004 in accordance with PSC Amendatory Order			
2000			
30	Additions		
31	Retirements		
32	Adjustments		
33	12/31/00 Balance	<hr/>	<hr/>
2001			
34	Additions		
35	Retirements		
36	Adjustments		
37	12/31/01 Balance	<hr/>	<hr/>
2002			
38	Additions		
39	Retirements		
40	Adjustments		
41	12/31/02 Balance	<hr/>	<hr/>
2003			
42	Additions		
43	Retirements		
44	Adjustments		
45	06/30/04 Amend. Order Balance	<hr/> 30,207	<hr/> 301,973
2004			
46	Additions	672	13,394
47	Retirements	0	0
48	Adjustments	0	0
49	12/31/04 Balance	<hr/> 30,879	<hr/> 315,367
2005			
50	Additions	1,441	26,914
51	Retirements	0	(12,621)
52	Adjustments	50	44
53	12/31/05 Balance	<hr/> 32,369	<hr/> 329,704
2006			
54	Additions	2,043	27,179
55	Retirements	(1,307)	(3,367)
56	Adjustments	365	322
57	12/31/06 Balance	<hr/> 33,470	<hr/> 353,838
2007			
58	Additions	2,136	27,681
59	Retirements	(1,200)	(3,364)
60	Adjustments	1,018	898
61	12/31/07 Balance	<hr/> 35,424	<hr/> 379,054

Supporting Schedules: A-9, A-10 (pp 2-5)

Schedule of Water Accumulated Depreciation By Primary Account- 2004
 Amendatory Order Balances as of 6/30/04

FWS Properties

Florida Public Service Commission

Holiday Haven - Water
 Docket No. 060368-WS
 Schedule Year Ended: 2004
 Historic [x] or Projected []

Explanation: Provide Accum Depn balances by account for the period beginning 6/30/04 when the Florida Water Services properties were acquired by AQUA, Inc. The balances as of 6/30/04 should be from the PSC's Amendatory Order issued February 27, 2006.

Schedule: A-9
 Page: 5 of 8
 Preparer: <name>

Line No.	Acct No.	(1) AccountName	(2) Prior Year 06/30/04	(3) 07/31/04	(4) 08/31/04	(5) 09/30/04	(6) 10/31/04	(7) 11/30/04	(8) 12/31/04
1		INTANGIBLE PLANT	From LOOKUP						
2	301.1	Organization	0	0	0	0	0	0	0
3	302.1	Franchises	(19)	(19)	(19)	(19)	(19)	(19)	(19)
4	339.1	Other Plant & Misc. Equipment	0	0	0	0	0	0	0
5		SOURCE OF SUPPLY & PUMPING PLANT							
6	303.2	Land & Land Rights	0	0	0	0	0	0	0
7	304.2	Structures & Improvements	0	0	0	0	0	0	0
8	305.2	Collect. & Impound Reservoirs	0	0	0	0	0	0	0
9	306.2	Lake, River & Other Intakes	0	0	0	0	0	0	0
10	307.2	Wells & Springs	0	0	0	0	0	0	0
11	308.2	Infiltration Galleries & Tunnels	0	0	0	0	0	0	0
12	309.2	Supply Mains	5,571	5,571	5,571	5,571	5,571	5,571	5,571
13	310.2	Power Generation Equipment	0	0	0	0	0	0	0
14	311.2	Pumping Equipment	0	0	0	0	0	0	0
15	339.2	Other Plant & Misc. Equipment	0	0	0	0	0	0	0
16		WATER TREATMENT PLANT							
17	303.3	Land & Land Rights	0	0	0	0	0	0	0
18	304.3	Structures & Improvements	0	0	0	0	0	0	0
19	311.3	Pumping Equipment	0	0	0	0	0	0	0
20	320.3	Water Treatment Equipment	0	0	0	0	0	0	0
21	339.3	Other Plant & Misc. Equipment	0	0	0	0	0	0	0
22		TRANSMISSION & DISTRIBUTION PLANT							
23	303.4	Land & Land Rights	0	0	0	0	0	0	0
24	304.4	Structures & Improvements	0	0	0	0	0	0	0
25	311.4	Pumping Equipment	0	0	0	0	0	0	0
26	330.4	Distr. Reservoirs & Standpipes	0	0	0	0	0	0	0
27	331.4	Transm. & Distribution Mains	16,484	16,484	16,484	16,484	16,484	16,484	16,484
28	333.4	Services	2,985	2,985	2,985	2,985	2,985	2,985	2,985
29	334.4	Meters & Meter Installations	5,026	5,026	5,026	5,026	5,026	5,026	5,026
30	335.4	Hydrants	0	0	0	0	0	0	0
31	336.4	Backflow Prevention	0	0	0	0	0	0	0
32	339.4	Other Plant & Misc. Equipment	0	0	0	0	0	0	0
33		GENERAL PLANT							
34	303.5	Land & Land Rights	0	0	0	0	0	0	0
35	304.5	Structures & Improvements	0	0	0	0	0	0	0
36	340.5	Office Furniture & Equipment	0	0	0	0	0	0	0
37	340.51	Computer Equipment	0	0	0	0	0	0	0
38	341.5	Transportation Equipment	0	0	0	0	0	0	0
39	342.5	Stores Equipment	0	0	0	0	0	0	0
40	343.5	Tools, Shop & Garage Equipment	0	0	0	0	0	0	0
41	344.5	Laboratory Equipment	0	0	0	0	0	0	0
42	345.5	Power Operated Equipment	0	0	0	0	0	0	0
43	346.5	Communication Equipment	160	160	160	160	160	160	160
44	347.5	Miscellaneous Equipment	0	0	0	0	0	0	0
45	348.5	Other Tangible Plant	0	0	0	0	0	0	0
46		TOTAL	30,207	30,207	30,207	30,207	30,207	30,207	30,207

[] =input field

82

Schedule of Water Accumulated Depreciation By Primary Account- 2004
 Adjusted UPIS Balances- June through December Balances for Depn Exp Calc

FWS Properties

Florida Public Service Commission

Holiday Haven - Water
 Docket No. 060368-WS
 Schedule Year Ended: 2004
 Historic [x] or Projected []

Explanation: Provide Adjusted UPIS balances by account for the period beginning
 6/30/04 through the year ended 12/31/04

Schedule: A-9
 Page: UPIS 4 of 8
 Preparer: <name>

Line No.	Acct No.	(1) AccountName	(2) Prior Year 06/30/04	(3) 07/31/04	(4) 08/31/04	(5) 09/30/04	(6) 10/31/04	(7) 11/30/04	(8) 12/31/04
1		INTANGIBLE PLANT							
2	301.1	Organization							
3	302.1	Franchises	0	0	0	0	0	0	0
4	339.1	Other Plant & Misc. Equipment	425	425	425	425	425	425	425
5		SOURCE OF SUPPLY & PUMPING PLANT							
6	303.2	Land & Land Rights							
7	304.2	Structures & Improvements	260	260	260	260	260	260	260
8	305.2	Collect. & Impound Reservoirs	0	0	0	0	0	0	0
9	306.2	Lake, River & Other Intakes	0	0	0	0	0	0	0
10	307.2	Wells & Springs	0	0	0	0	0	0	0
11	308.2	Infiltration Galleries & Tunnels	0	0	0	0	0	0	0
12	309.2	Supply Mains	0	0	0	0	0	0	0
13	310.2	Power Generation Equipment	7,777	7,777	7,777	7,777	7,777	7,777	7,777
14	311.2	Pumping Equipment	0	0	0	0	0	0	0
15	339.2	Other Plant & Misc. Equipment	0	0	0	0	0	0	0
16		WATER TREATMENT PLANT							
17	303.3	Land & Land Rights							
18	304.3	Structures & Improvements	0	0	0	0	0	0	0
19	311.3	Pumping Equipment	0	0	0	0	0	0	0
20	320.3	Water Treatment Equipment	0	0	0	0	0	0	0
21	339.3	Other Plant & Misc. Equipment	0	0	0	0	0	0	0
22		TRANSMISSION & DISTRIBUTION PLANT							
23	303.4	Land & Land Rights							
24	304.4	Structures & Improvements	0	0	0	0	0	0	0
25	311.4	Pumping Equipment	0	0	0	0	0	0	0
26	330.4	Distr. Reservoirs & Standpipes	0	0	0	0	0	0	0
27	331.4	Transm. & Distribution Mains	0	0	0	0	0	0	0
28	333.4	Services	25,246	25,246	25,246	25,246	25,246	25,246	25,246
29	334.4	Meters & Meter Installations	8,031	8,031	8,031	8,031	8,031	8,031	8,031
30	335.4	Hydrants	5,908	5,908	5,908	5,908	5,908	5,908	5,908
31	336.4	Backflow Prevention	0	0	0	0	0	0	0
32	339.4	Other Plant & Misc. Equipment	0	0	0	0	0	0	0
33		GENERAL PLANT							
34	303.5	Land & Land Rights							
35	304.5	Structures & Improvements	0	0	0	0	0	0	0
36	340.5	Office Furniture & Equipment	0	0	0	0	0	0	0
37	340.51	Computer Equipment	0	0	0	0	0	0	0
38	341.5	Transportation Equipment	0	0	0	0	0	0	0
39	342.5	Stores Equipment	0	0	0	0	0	0	0
40	343.5	Tools, Shop & Garage Equipment	0	0	0	0	0	0	0
41	344.5	Laboratory Equipment	0	0	0	0	0	0	0
42	345.5	Power Operated Equipment	0	0	0	0	0	0	0
43	346.5	Communication Equipment	0	0	0	0	0	0	0
44	347.5	Miscellaneous Equipment	535	535	535	535	535	535	535
45	348.5	Other Tangible Plant	0	0	0	0	0	0	0
46		TOTAL	48,182	48,182	48,182	48,182	48,182	48,182	48,182

29

Schedule of Water Accumulated Depreciation By Primary Account- 2004										FWS Properties		Florida Public Service Commission	
Depreciation Rates for Water Accounts- 2004													
Holiday Haven - Water										This Schedule shows the Commission Authorized Depreciation rates for 2004		Schedule: A-9	
Docket No. 060368-WS												Page: 2b	
Schedule Year Ended: 2004												Preparer: <name>	
Historic [x] or Projected []													
Line No.	Acct No.	(1) Account Name	(2) Annual Rate	(3) 07/31/04	(4) 08/31/04	(5) 09/30/04	(6) 10/31/04	(7) 11/30/04	(8) 12/31/04				
1		INTANGIBLE PLANT	From FWS Depn LOOKUP										
2	301.1	Organization	0.00%	0.00%	0.00%	0.00%	0.00%	0.00%	0.00%	0.00%	0.00%	0.00%	0.00%
3	302.1	Franchises	2.50%	0.21%	0.21%	0.21%	0.21%	0.21%	0.21%	0.21%	0.21%	0.21%	0.21%
4	339.1	Other Plant & Misc. Equipment	0.00%	0.00%	0.00%	0.00%	0.00%	0.00%	0.00%	0.00%	0.00%	0.00%	0.00%
5		SOURCE OF SUPPLY & PUMPING PLANT	Monthly Rates										
6	303.2	Land & Land Rights											
7	304.2	Structures & Improvements	3.13%	0.26%	0.26%	0.26%	0.26%	0.26%	0.26%	0.26%	0.26%	0.26%	0.26%
8	305.2	Collect. & Impound Reservoirs	0.00%	0.00%	0.00%	0.00%	0.00%	0.00%	0.00%	0.00%	0.00%	0.00%	0.00%
9	306.2	Lake, River & Other Intakes	0.00%	0.00%	0.00%	0.00%	0.00%	0.00%	0.00%	0.00%	0.00%	0.00%	0.00%
10	307.2	Wells & Springs	0.00%	0.00%	0.00%	0.00%	0.00%	0.00%	0.00%	0.00%	0.00%	0.00%	0.00%
11	308.2	Infiltration Galleries & Tunnels	0.00%	0.00%	0.00%	0.00%	0.00%	0.00%	0.00%	0.00%	0.00%	0.00%	0.00%
12	309.2	Supply Mains	2.86%	0.24%	0.24%	0.24%	0.24%	0.24%	0.24%	0.24%	0.24%	0.24%	0.24%
13	310.2	Power Generation Equipment	0.00%	0.00%	0.00%	0.00%	0.00%	0.00%	0.00%	0.00%	0.00%	0.00%	0.00%
14	311.2	Pumping Equipment	0.00%	0.00%	0.00%	0.00%	0.00%	0.00%	0.00%	0.00%	0.00%	0.00%	0.00%
15	339.2	Other Plant & Misc. Equipment	0.00%	0.00%	0.00%	0.00%	0.00%	0.00%	0.00%	0.00%	0.00%	0.00%	0.00%
16		WATER TREATMENT PLANT											
17	303.3	Land & Land Rights											
18	304.3	Structures & Improvements	3.13%	0.26%	0.26%	0.26%	0.26%	0.26%	0.26%	0.26%	0.26%	0.26%	0.26%
19	311.3	Pumping Equipment	0.00%	0.00%	0.00%	0.00%	0.00%	0.00%	0.00%	0.00%	0.00%	0.00%	0.00%
20	320.3	Water Treatment Equipment	0.00%	0.00%	0.00%	0.00%	0.00%	0.00%	0.00%	0.00%	0.00%	0.00%	0.00%
21	339.3	Other Plant & Misc. Equipment	0.00%	0.00%	0.00%	0.00%	0.00%	0.00%	0.00%	0.00%	0.00%	0.00%	0.00%
22		TRANSMISSION & DISTRIBUTION PLANT											
23	303.4	Land & Land Rights											
24	304.4	Structures & Improvements	3.13%	0.26%	0.26%	0.26%	0.26%	0.26%	0.26%	0.26%	0.26%	0.26%	0.26%
25	311.4	Pumping Equipment	0.00%	0.00%	0.00%	0.00%	0.00%	0.00%	0.00%	0.00%	0.00%	0.00%	0.00%
26	330.4	Distr. Reservoirs & Standpipes	0.00%	0.00%	0.00%	0.00%	0.00%	0.00%	0.00%	0.00%	0.00%	0.00%	0.00%
27	331.4	Transm. & Distribution Mains	2.22%	0.19%	0.19%	0.19%	0.19%	0.19%	0.19%	0.19%	0.19%	0.19%	0.19%
28	333.4	Services	2.50%	0.21%	0.21%	0.21%	0.21%	0.21%	0.21%	0.21%	0.21%	0.21%	0.21%
29	334.4	Meters & Meter Installations	5.00%	0.42%	0.42%	0.42%	0.42%	0.42%	0.42%	0.42%	0.42%	0.42%	0.42%
30	335.4	Hydrants	0.00%	0.00%	0.00%	0.00%	0.00%	0.00%	0.00%	0.00%	0.00%	0.00%	0.00%
31	336.4	Backflow Prevention	0.00%	0.00%	0.00%	0.00%	0.00%	0.00%	0.00%	0.00%	0.00%	0.00%	0.00%
32	339.4	Other Plant & Misc. Equipment	0.00%	0.00%	0.00%	0.00%	0.00%	0.00%	0.00%	0.00%	0.00%	0.00%	0.00%
33		GENERAL PLANT											
34	303.5	Land & Land Rights											
35	304.5	Structures & Improvements	3.13%	0.26%	0.26%	0.26%	0.26%	0.26%	0.26%	0.26%	0.26%	0.26%	0.26%
36	340.5	Office Furniture & Equipment	0.00%	0.00%	0.00%	0.00%	0.00%	0.00%	0.00%	0.00%	0.00%	0.00%	0.00%
37	340.51	Computer Equipment	0.00%	0.00%	0.00%	0.00%	0.00%	0.00%	0.00%	0.00%	0.00%	0.00%	0.00%
38	341.5	Transportation Equipment	0.00%	0.00%	0.00%	0.00%	0.00%	0.00%	0.00%	0.00%	0.00%	0.00%	0.00%
39	342.5	Stores Equipment	0.00%	0.00%	0.00%	0.00%	0.00%	0.00%	0.00%	0.00%	0.00%	0.00%	0.00%
40	343.5	Tools, Shop & Garage Equipment	0.00%	0.00%	0.00%	0.00%	0.00%	0.00%	0.00%	0.00%	0.00%	0.00%	0.00%
41	344.5	Laboratory Equipment	6.67%	0.56%	0.56%	0.56%	0.56%	0.56%	0.56%	0.56%	0.56%	0.56%	0.56%
42	345.5	Power Operated Equipment	0.00%	0.00%	0.00%	0.00%	0.00%	0.00%	0.00%	0.00%	0.00%	0.00%	0.00%
43	346.5	Communication Equipment	10.00%	0.83%	0.83%	0.83%	0.83%	0.83%	0.83%	0.83%	0.83%	0.83%	0.83%
44	347.5	Miscellaneous Equipment	0.00%	0.00%	0.00%	0.00%	0.00%	0.00%	0.00%	0.00%	0.00%	0.00%	0.00%
45	348.5	Other Tangible Plant	0.00%	0.00%	0.00%	0.00%	0.00%	0.00%	0.00%	0.00%	0.00%	0.00%	0.00%

30

Schedule of Water Accumulated Depreciation By Primary Account- 2004		FWS Properties							Florida Public Service Commission	
Depreciation Expense- July through December 2004										
Holiday Haven - Water									Schedule: A-9	
Docket No. 060368-WS									Page: 6 of 8	
Schedule Year Ended: 2004		Explanation: Provide monthly Depreciation Expense for 2004							Preparer: <name>	
Historic <input checked="" type="checkbox"/> or Projected <input type="checkbox"/>										
Line No.	Acct No.	(1) AccountName	(2)	(3) July	(4) Aug	(5) Sep	(6) Oct	(7) Nov	(8) Dec	
1		INTANGIBLE PLANT								
2	301.1	Organization		0	0	0	0	0	0	
3	302.1	Franchises		1	1	1	1	1	1	
4	339.1	Other Plant & Misc. Equipment		0	0	0	0	0	0	
5		SOURCE OF SUPPLY & PUMPING PLANT								
6	303.2	Land & Land Rights		0	0	0	0	0	0	
7	304.2	Structures & Improvements		0	0	0	0	0	0	
8	305.2	Collect. & Impound Reservoirs		0	0	0	0	0	0	
9	306.2	Lake, River & Other Intakes		0	0	0	0	0	0	
10	307.2	Wells & Springs		0	0	0	0	0	0	
11	308.2	Infiltration Galleries & Tunnels		0	0	0	0	0	0	
12	309.2	Supply Mains		19	19	19	19	19	19	
13	310.2	Power Generation Equipment		0	0	0	0	0	0	
14	311.2	Pumping Equipment		0	0	0	0	0	0	
15	339.2	Other Plant & Misc. Equipment		0	0	0	0	0	0	
16		WATER TREATMENT PLANT								
17	303.3	Land & Land Rights		0	0	0	0	0	0	
18	304.3	Structures & Improvements		0	0	0	0	0	0	
19	311.3	Pumping Equipment		0	0	0	0	0	0	
20	320.3	Water Treatment Equipment		0	0	0	0	0	0	
21	339.3	Other Plant & Misc. Equipment		0	0	0	0	0	0	
22		TRANSMISSION & DISTRIBUTION PLANT								
23	303.4	Land & Land Rights		0	0	0	0	0	0	
24	304.4	Structures & Improvements		0	0	0	0	0	0	
25	311.4	Pumping Equipment		0	0	0	0	0	0	
26	330.4	Distr. Reservoirs & Standpipes		0	0	0	0	0	0	
27	331.4	Transm. & Distribution Mains		47	47	47	47	47	47	
28	333.4	Services		17	17	17	17	17	17	
29	334.4	Meters & Meter Installations		25	25	25	25	25	25	
30	335.4	Hydrants		0	0	0	0	0	0	
31	336.4	Backflow Prevention		0	0	0	0	0	0	
32	339.4	Other Plant & Misc. Equipment		0	0	0	0	0	0	
33		GENERAL PLANT								
34	303.5	Land & Land Rights		0	0	0	0	0	0	
35	304.5	Structures & Improvements		0	0	0	0	0	0	
36	340.5	Office Furniture & Equipment		0	0	0	0	0	0	
37	340.51	Computer Equipment		0	0	0	0	0	0	
38	341.5	Transportation Equipment		0	0	0	0	0	0	
39	342.5	Stores Equipment		0	0	0	0	0	0	
40	343.5	Tools, Shop & Garage Equipment		0	0	0	0	0	0	
41	344.5	Laboratory Equipment		0	0	0	0	0	0	
42	345.5	Power Operated Equipment		0	0	0	0	0	0	
43	346.5	Communication Equipment		4	4	4	4	4	4	
44	347.5	Miscellaneous Equipment		0	0	0	0	0	0	
45	348.5	Other Tangible Plant		0	0	0	0	0	0	
46		TOTAL		112	112	112	112	112	112	672

31

Schedule of Water Accumulated Depreciation By Primary Account- 2004		FWS Properties								Florida Public Service Commission	
Retirements-July through December 2004										Schedule: A-9	
Holiday Haven - Water										Page: 7 of 8	
Docket No. 060368-WS		Explanation: Provide Retirements that were physically made after the date of Acquisition 6/30/04								Preparer: <name>	
Schedule Year Ended: 2004											
Historic [x] or Projected []											
Line No	Acct No	(1) AccountName	(2)	(3) Jul	(4) Aug	(5) Sep	(6) Oct	(7) Nov	(8) Dec		
1		INTANGIBLE PLANT									
2	301.1	Organization		0	0	0	0	0	0		
3	302.1	Franchises		0	0	0	0	0	0		
4	339.1	Other Plant & Misc. Equipment		0	0	0	0	0	0		
5		SOURCE OF SUPPLY & PUMPING PLANT									
6	303.2	Land & Land Rights		0	0	0	0	0	0		
7	304.2	Structures & Improvements		0	0	0	0	0	0		
8	305.2	Collect. & Impound Reservoirs		0	0	0	0	0	0		
9	306.2	Lake, River & Other Intakes		0	0	0	0	0	0		
10	307.2	Wells & Springs		0	0	0	0	0	0		
11	308.2	Infiltration Galleries & Tunnels		0	0	0	0	0	0		
12	309.2	Supply Mains		0	0	0	0	0	0		
13	310.2	Power Generation Equipment		0	0	0	0	0	0		
14	311.2	Pumping Equipment		0	0	0	0	0	0		
15	339.2	Other Plant & Misc. Equipment		0	0	0	0	0	0		
16		WATER TREATMENT PLANT									
17	303.3	Land & Land Rights		0	0	0	0	0	0		
18	304.3	Structures & Improvements		0	0	0	0	0	0		
19	311.3	Pumping Equipment		0	0	0	0	0	0		
20	320.3	Water Treatment Equipment		0	0	0	0	0	0		
21	339.3	Other Plant & Misc. Equipment		0	0	0	0	0	0		
22		TRANSMISSION & DISTRIBUTION PLANT									
23	303.4	Land & Land Rights		0	0	0	0	0	0		
24	304.4	Structures & Improvements		0	0	0	0	0	0		
25	311.4	Pumping Equipment		0	0	0	0	0	0		
26	330.4	Distr. Reservoirs & Standpipes		0	0	0	0	0	0		
27	331.4	Transm. & Distribution Mains		0	0	0	0	0	0		
28	333.4	Services		0	0	0	0	0	0		
29	334.4	Meters & Meter Installations		0	0	0	0	0	0		
30	335.4	Hydrants		0	0	0	0	0	0		
31	336.4	Backflow Prevention		0	0	0	0	0	0		
32	339.4	Other Plant & Misc. Equipment		0	0	0	0	0	0		
33		GENERAL PLANT									
34	303.5	Land & Land Rights		0	0	0	0	0	0		
35	304.5	Structures & Improvements		0	0	0	0	0	0		
36	340.5	Office Furniture & Equipment		0	0	0	0	0	0		
37	340.51	Computer Equipment		0	0	0	0	0	0		
38	341.5	Transportation Equipment		0	0	0	0	0	0		
39	342.5	Stores Equipment		0	0	0	0	0	0		
40	343.5	Tools, Shop & Garage Equipment		0	0	0	0	0	0		
41	344.5	Laboratory Equipment		0	0	0	0	0	0		
42	345.5	Power Operated Equipment		0	0	0	0	0	0		
43	346.5	Communication Equipment		0	0	0	0	0	0		
44	347.5	Miscellaneous Equipment		0	0	0	0	0	0		
45	348.5	Other Tangible Plant		0	0	0	0	0	0		
46		TOTAL		0	0	0	0	0	0	0	

22

Schedule of Water Accumulated Depreciation By Primary Account- 2004
 Adjustments to Accumulated Depreciation-July through December 2004

FWS Properties

Florida Public Service Commission


Holiday Haven - Water
 Docket No. 060368-WS
 Schedule Year Ended: 2004
 Historic [x] or Projected []

=input field

Explanation: Provide Adjustments to the Accumulated Depreciation Balances in
 Amendatory Order other than changes resulting from Depreciation Expense,
 or Plant Retirements.

Schedule: A-9
 Page: 8 of 8
 Preparer: <name>

Line No	Acct No	(1) AccountName	(2)	(3)	(4)	(5)	(6)	(7)	(8)
			Jul	Aug	Sep	Oct	Nov	Dec	
1		INTANGIBLE PLANT							
2	301.1	Organization							
3	302.1	Franchises							
4	339.1	Other Plant & Misc. Equipment							
5		SOURCE OF SUPPLY & PUMPING PLANT							
6	303.2	Land & Land Rights							
7	304.2	Structures & Improvements							
8	305.2	Collect. & Impound Reservoirs							
9	306.2	Lake, River & Other Intakes							
10	307.2	Wells & Springs							
11	308.2	Infiltration Galleries & Tunnels							
12	309.2	Supply Mains							
13	310.2	Power Generation Equipment							
14	311.2	Pumping Equipment							
15	339.2	Other Plant & Misc. Equipment							
16		WATER TREATMENT PLANT							
17	303.3	Land & Land Rights							
18	304.3	Structures & Improvements							
19	311.3	Pumping Equipment							
20	320.3	Water Treatment Equipment							
21	339.3	Other Plant & Misc. Equipment							
22		TRANSMISSION & DISTRIBUTION PLANT							
23	303.4	Land & Land Rights							
24	304.4	Structures & Improvements							
25	311.4	Pumping Equipment							
26	330.4	Distr. Reservoirs & Standpipes							
27	331.4	Transm. & Distribution Mains							
28	333.4	Services							
29	334.4	Meters & Meter Installations							
30	335.4	Hydrants							
31	336.4	Backflow Prevention							
32	339.4	Other Plant & Misc. Equipment							
33		GENERAL PLANT							
34	303.5	Land & Land Rights							
35	304.5	Structures & Improvements							
36	340.5	Office Furniture & Equipment							
37	340.51	Computer Equipment							
38	341.5	Transportation Equipment							
39	342.5	Stores Equipment							
40	343.5	Tools, Shop & Garage Equipment							
41	344.5	Laboratory Equipment							
42	345.5	Power Operated Equipment							
43	346.5	Communication Equipment							
44	347.5	Miscellaneous Equipment							
45	348.5	Other Tangible Plant							
46		TOTAL	0	0	0	0	0	0	0



33

Schedule of Water Accumulated Depreciation By Primary Account- 2004
 Adjusted Accumulated Depreciation Balances- June through December 2004

FWS Properties

Florida Public Service Commission

Holiday Haven - Water
 Docket No. 060368-WS
 Schedule Year Ended: 2004
 Historic [x] or Projected []

Explanation: Provide Adjusted Accum Depn balances by account for the period beginning 6/30/04 when the Florida Water Services properties were acquired by AQUA, Inc. through the year ended 12/31/04. While 2005 is the historical test year, balances back to 6/30/04 are needed since adjustments to book balances are made beginning that date.

Schedule: A-9
 Page: 4 of 8
 Preparer: <name>

Line No	Acct No	(1) AccountName	(2)	(3)	(4)	(5)	(6)	(7)	(8)
			06/30/04	07/31/04	08/31/04	09/30/04	10/31/04	11/30/04	12/31/04
1		INTANGIBLE PLANT							
2	301.1	Organization	0	0	0	0	0	0	0
3	302.1	Franchises	(19)	(18)	(17)	(16)	(15)	(15)	(14)
4	339.1	Other Plant & Misc. Equipment	0	0	0	0	0	0	0
5		SOURCE OF SUPPLY & PUMPING PLANT							
6	303.2	Land & Land Rights	0	0	0	0	0	0	0
7	304.2	Structures & Improvements	0	0	0	0	0	0	0
8	305.2	Collect. & Impound Reservoirs	0	0	0	0	0	0	0
9	306.2	Lake, River & Other Intakes	0	0	0	0	0	0	0
10	307.2	Wells & Springs	0	0	0	0	0	0	0
11	308.2	Infiltration Galleries & Tunnels	0	0	0	0	0	0	0
12	309.2	Supply Mains	5,571	5,590	5,608	5,627	5,645	5,664	5,682
13	310.2	Power Generation Equipment	0	0	0	0	0	0	0
14	311.2	Pumping Equipment	0	0	0	0	0	0	0
15	339.2	Other Plant & Misc. Equipment	0	0	0	0	0	0	0
16		WATER TREATMENT PLANT							
17	303.3	Land & Land Rights	0	0	0	0	0	0	0
18	304.3	Structures & Improvements	0	0	0	0	0	0	0
19	311.3	Pumping Equipment	0	0	0	0	0	0	0
20	320.3	Water Treatment Equipment	0	0	0	0	0	0	0
21	339.3	Other Plant & Misc. Equipment	0	0	0	0	0	0	0
22		TRANSMISSION & DISTRIBUTION PLANT							
23	303.4	Land & Land Rights	0	0	0	0	0	0	0
24	304.4	Structures & Improvements	0	0	0	0	0	0	0
25	311.4	Pumping Equipment	0	0	0	0	0	0	0
26	330.4	Distr. Reservoirs & Standpipes	0	0	0	0	0	0	0
27	331.4	Transm. & Distribution Mains	16,484	16,531	16,578	16,624	16,671	16,718	16,765
28	333.4	Services	2,985	3,002	3,018	3,035	3,052	3,069	3,085
29	334.4	Meters & Meter Installations	5,026	5,051	5,075	5,100	5,124	5,149	5,174
30	335.4	Hydrants	0	0	0	0	0	0	0
31	336.4	Backflow Prevention	0	0	0	0	0	0	0
32	339.4	Other Plant & Misc. Equipment	0	0	0	0	0	0	0
33		GENERAL PLANT							
34	303.5	Land & Land Rights	0	0	0	0	0	0	0
35	304.5	Structures & Improvements	0	0	0	0	0	0	0
36	340.5	Office Furniture & Equipment	0	0	0	0	0	0	0
37	340.51	Computer Equipment	0	0	0	0	0	0	0
38	341.5	Transportation Equipment	0	0	0	0	0	0	0
39	342.5	Stores Equipment	0	0	0	0	0	0	0
40	343.5	Tools, Shop & Garage Equipment	0	0	0	0	0	0	0
41	344.5	Laboratory Equipment	0	0	0	0	0	0	0
42	345.5	Power Operated Equipment	0	0	0	0	0	0	0
43	346.5	Communication Equipment	160	164	169	173	178	182	187
44	347.5	Miscellaneous Equipment	0	0	0	0	0	0	0
45	348.5	Other Tangible Plant	0	0	0	0	0	0	0
46		TOTAL	30,207	30,319	30,431	30,543	30,655	30,767	30,879
									30,879

HS

Schedule of Water Accumulated Depreciation By Primary Account- 2005
 Adjusted 2005 UPIS Balances for Depn Exp Calc

Florida Public Service Commission

Holiday Haven - Water
 Docket No. 060368-WS
 Schedule Year Ended: 2005
 Historic [x] or Projected []

Explanation: Provide Adjusted UPIS balances by account for the period beginning 12/31/04 through the year ended 12/31/05.

Schedule: A-9
 Page: UPIS 4 of 8
 Preparer: <name>

Line No.	Acct No.	(1) Account Name	(2) 12/31/04	(3) 01/31/05	(4) 02/28/05	(5) 03/31/05	(6) 04/30/05	(7) 05/31/05	(8) 06/30/05	(9) 07/31/05	(10) 08/31/05	(11) 09/30/05	(12) 10/31/05	(13) 11/30/05	(14) 12/31/05	(15) Average Balance
1		INTANGIBLE PLANT														
2	301.1	Organization	0	0	0	0	0	0	0	0	0	0	0	0	0	0
3	302.1	Franchises	425	425	425	425	425	425	425	425	425	425	425	425	425	425
4	339.1	Other Plant & Misc. Equipment	0	0	0	0	0	0	0	0	0	0	0	0	0	0
5		SOURCE OF SUPPLY & PUMPING PLANT														
6	303.2	Land & Land Rights	260	260	260	260	260	260	260	260	260	260	260	260	260	260
7	304.2	Structures & Improvements	0	0	0	0	0	0	0	0	0	0	0	0	0	0
8	305.2	Collect & Impound Reservoirs	0	0	0	0	0	0	0	0	0	0	0	0	0	0
9	306.2	Lake, River & Other Intakes	0	0	0	0	0	0	0	0	0	0	0	0	0	0
10	307.2	Wells & Springs	0	0	0	0	0	0	0	0	0	0	0	0	0	0
11	308.2	Infiltration Galleries & Tunnels	0	0	0	0	0	0	0	0	0	0	0	0	0	0
12	309.2	Supply Mains	7,777	7,777	7,777	7,777	7,777	7,777	7,777	7,777	7,777	7,777	7,777	7,777	7,777	7,777
13	310.2	Power Generation Equipment	0	0	0	0	0	0	0	0	0	0	0	0	0	0
14	311.2	Pumping Equipment	0	0	0	0	0	0	0	0	0	0	0	0	0	0
15	339.2	Other Plant & Misc. Equipment	0	0	0	0	0	0	0	0	0	0	0	0	0	0
16		WATER TREATMENT PLANT														
17	303.3	Land & Land Rights	0	0	0	0	0	0	0	0	0	0	0	0	0	0
18	304.3	Structures & Improvements	0	0	0	0	0	0	0	0	0	0	0	0	0	0
19	311.3	Pumping Equipment	0	0	0	0	0	0	0	0	0	0	0	0	0	0
20	320.3	Water Treatment Equipment	0	0	0	0	0	0	0	0	0	0	0	0	0	0
21	339.3	Other Plant & Misc. Equipment	0	0	0	0	0	0	0	0	0	0	0	0	0	0
22		TRANSMISSION & DISTRIBUTION PLANT														
23	303.4	Land & Land Rights	0	0	0	0	0	0	0	0	0	0	0	0	0	0
24	304.4	Structures & Improvements	0	0	0	0	0	0	0	0	0	0	0	0	0	0
25	311.4	Pumping Equipment	0	0	0	0	0	0	0	0	0	0	0	0	0	0
26	330.4	Distr. Reservoirs & Standpipes	0	0	0	0	0	0	0	0	0	0	0	0	0	0
27	331.4	Transm. & Distribution Mains	25,246	25,246	25,246	25,246	25,246	25,246	26,837	28,377	29,627	29,627	29,627	29,627	29,627	27,294
28	333.4	Services	8,031	8,031	8,031	8,031	8,031	8,031	8,031	8,031	8,031	8,031	8,031	8,031	8,031	8,031
29	334.4	Meters & Meter Installations	5,908	5,908	5,908	5,908	5,908	5,908	5,908	5,908	5,908	5,908	5,908	5,908	17,414	6,793
30	335.4	Hydrants	0	0	0	0	0	0	0	0	0	0	0	0	0	0
31	336.4	Backflow Prevention	0	0	0	0	0	0	0	0	0	0	0	0	0	0
32	339.4	Other Plant & Misc. Equipment	0	0	0	0	0	0	0	0	0	0	0	0	0	0
33		GENERAL PLANT														
34	303.5	Land & Land Rights	0	0	0	0	0	0	0	0	0	0	0	0	0	0
35	304.5	Structures & Improvements	0	0	0	0	0	0	0	0	0	0	0	0	0	0
36	340.5	Office Furniture & Equipment	0	0	0	0	0	0	0	0	0	0	0	0	0	0
37	340.51	Computer Equipment	0	0	0	0	0	0	0	0	0	0	0	0	0	0
38	341.5	Transportation Equipment	0	0	0	0	0	0	0	0	0	0	0	0	0	0
39	342.5	Stores Equipment	0	0	0	0	0	0	0	0	0	0	0	0	0	0
40	343.5	Tools, Shop & Garage Equipment	0	0	0	0	0	0	0	0	0	0	0	0	0	0
41	344.5	Laboratory Equipment	0	0	0	0	0	0	0	0	0	0	0	0	0	0
42	345.5	Power Operated Equipment	0	0	0	0	0	0	0	0	0	0	0	0	0	0
43	346.5	Communication Equipment	535	535	535	535	535	535	535	535	535	535	535	535	535	535
44	347.5	Miscellaneous Equipment	0	0	0	0	0	0	0	0	0	0	0	0	0	0
45	348.5	Other Tangible Plant	0	0	0	0	0	0	0	0	0	0	0	0	0	0
46		TOTAL	48,182	48,182	48,182	48,182	48,182	48,182	49,773	51,313	52,563	52,563	52,563	52,563	64,069	51,115

35

Schedule of Water Accumulated Depreciation By Primary Account- 2005
 Depreciation Rates for Water Accounts- 2005

Florida Public Service Commission

Holiday Haven - Water
 Docket No. 060368-WS
 Schedule Year Ended: 2005
 Historic [x] or Projected []

This Schedule shows the Commission Authorized Depreciation rates for 2005

Schedule: A-9
 Page: 2b
 Preparer: <name>

Line No	Accl No	(1) Account Name	(2) Annual Rate	(7) Monthly Rates											
				(3) Jan	(4) Feb	(5) Mar	(6) Apr	(8) May	(9) Jun	(10) Jul	(11) Aug	(12) Sep	(13) Oct	(14) Nov	(15) Dec
1		INTANGIBLE PLANT													
2	301.1	Organization	0.00%	0.00%	0.00%	0.00%	0.00%	0.00%	0.00%	0.00%	0.00%	0.00%	0.00%	0.00%	0.00%
3	302.1	Franchises	2.50%	0.21%	0.21%	0.21%	0.21%	0.21%	0.21%	0.21%	0.21%	0.21%	0.21%	0.21%	0.21%
4	339.1	Other Plant & Misc. Equipment	0.00%	0.00%	0.00%	0.00%	0.00%	0.00%	0.00%	0.00%	0.00%	0.00%	0.00%	0.00%	0.00%
5		SOURCE OF SUPPLY & PUMPING PLANT													
6	303.2	Land & Land Rights													
7	304.2	Structures & Improvements	3.13%	0.26%	0.26%	0.26%	0.26%	0.26%	0.26%	0.26%	0.26%	0.26%	0.26%	0.26%	0.26%
8	305.2	Collect. & Impound Reservoirs	0.00%	0.00%	0.00%	0.00%	0.00%	0.00%	0.00%	0.00%	0.00%	0.00%	0.00%	0.00%	0.00%
9	306.2	Lake, River & Other Intakes	0.00%	0.00%	0.00%	0.00%	0.00%	0.00%	0.00%	0.00%	0.00%	0.00%	0.00%	0.00%	0.00%
10	307.2	Wells & Springs	0.00%	0.00%	0.00%	0.00%	0.00%	0.00%	0.00%	0.00%	0.00%	0.00%	0.00%	0.00%	0.00%
11	308.2	Infiltration Galleries & Tunnels	0.00%	0.00%	0.00%	0.00%	0.00%	0.00%	0.00%	0.00%	0.00%	0.00%	0.00%	0.00%	0.00%
12	309.2	Supply Mains	2.86%	0.24%	0.24%	0.24%	0.24%	0.24%	0.24%	0.24%	0.24%	0.24%	0.24%	0.24%	0.24%
13	310.2	Power Generation Equipment	0.00%	0.00%	0.00%	0.00%	0.00%	0.00%	0.00%	0.00%	0.00%	0.00%	0.00%	0.00%	0.00%
14	311.2	Pumping Equipment	0.00%	0.00%	0.00%	0.00%	0.00%	0.00%	0.00%	0.00%	0.00%	0.00%	0.00%	0.00%	0.00%
15	339.2	Other Plant & Misc. Equipment	0.00%	0.00%	0.00%	0.00%	0.00%	0.00%	0.00%	0.00%	0.00%	0.00%	0.00%	0.00%	0.00%
16		WATER TREATMENT PLANT													
17	303.3	Land & Land Rights													
18	304.3	Structures & Improvements	3.13%	0.26%	0.26%	0.26%	0.26%	0.26%	0.26%	0.26%	0.26%	0.26%	0.26%	0.26%	0.26%
19	311.3	Pumping Equipment	0.00%	0.00%	0.00%	0.00%	0.00%	0.00%	0.00%	0.00%	0.00%	0.00%	0.00%	0.00%	0.00%
20	320.3	Water Treatment Equipment	0.00%	0.00%	0.00%	0.00%	0.00%	0.00%	0.00%	0.00%	0.00%	0.00%	0.00%	0.00%	0.00%
21	339.3	Other Plant & Misc. Equipment	0.00%	0.00%	0.00%	0.00%	0.00%	0.00%	0.00%	0.00%	0.00%	0.00%	0.00%	0.00%	0.00%
22		TRANSMISSION & DISTRIBUTION PLANT													
23	303.4	Land & Land Rights													
24	304.4	Structures & Improvements	3.13%	0.26%	0.26%	0.26%	0.26%	0.26%	0.26%	0.26%	0.26%	0.26%	0.26%	0.26%	0.26%
25	311.4	Pumping Equipment	0.00%	0.00%	0.00%	0.00%	0.00%	0.00%	0.00%	0.00%	0.00%	0.00%	0.00%	0.00%	0.00%
26	330.4	Distr. Reservoirs & Standpipes	0.00%	0.00%	0.00%	0.00%	0.00%	0.00%	0.00%	0.00%	0.00%	0.00%	0.00%	0.00%	0.00%
27	331.4	Transm. & Distribution Mains	2.22%	0.19%	0.19%	0.19%	0.19%	0.19%	0.19%	0.19%	0.19%	0.19%	0.19%	0.19%	0.19%
28	333.4	Services	2.50%	0.21%	0.21%	0.21%	0.21%	0.21%	0.21%	0.21%	0.21%	0.21%	0.21%	0.21%	0.21%
29	334.4	Meters & Meter Installations	5.00%	0.42%	0.42%	0.42%	0.42%	0.42%	0.42%	0.42%	0.42%	0.42%	0.42%	0.42%	0.42%
30	335.4	Hydrants	0.00%	0.00%	0.00%	0.00%	0.00%	0.00%	0.00%	0.00%	0.00%	0.00%	0.00%	0.00%	0.00%
31	336.4	Backflow Prevention	0.00%	0.00%	0.00%	0.00%	0.00%	0.00%	0.00%	0.00%	0.00%	0.00%	0.00%	0.00%	0.00%
32	339.4	Other Plant & Misc. Equipment	0.00%	0.00%	0.00%	0.00%	0.00%	0.00%	0.00%	0.00%	0.00%	0.00%	0.00%	0.00%	0.00%
33		GENERAL PLANT													
34	303.5	Land & Land Rights													
35	304.5	Structures & Improvements	3.13%	0.26%	0.26%	0.26%	0.26%	0.26%	0.26%	0.26%	0.26%	0.26%	0.26%	0.26%	0.26%
36	340.5	Office Furniture & Equipment	0.00%	0.00%	0.00%	0.00%	0.00%	0.00%	0.00%	0.00%	0.00%	0.00%	0.00%	0.00%	0.00%
37	340.51	Computer Equipment	0.00%	0.00%	0.00%	0.00%	0.00%	0.00%	0.00%	0.00%	0.00%	0.00%	0.00%	0.00%	0.00%
38	341.5	Transportation Equipment	0.00%	0.00%	0.00%	0.00%	0.00%	0.00%	0.00%	0.00%	0.00%	0.00%	0.00%	0.00%	0.00%
39	342.5	Stores Equipment	0.00%	0.00%	0.00%	0.00%	0.00%	0.00%	0.00%	0.00%	0.00%	0.00%	0.00%	0.00%	0.00%
40	343.5	Tools, Shop & Garage Equipment	0.00%	0.00%	0.00%	0.00%	0.00%	0.00%	0.00%	0.00%	0.00%	0.00%	0.00%	0.00%	0.00%
41	344.5	Laboratory Equipment	6.67%	0.56%	0.56%	0.56%	0.56%	0.56%	0.56%	0.56%	0.56%	0.56%	0.56%	0.56%	0.56%
42	345.5	Power Operated Equipment	0.00%	0.00%	0.00%	0.00%	0.00%	0.00%	0.00%	0.00%	0.00%	0.00%	0.00%	0.00%	0.00%
43	346.5	Communication Equipment	10.00%	0.83%	0.83%	0.83%	0.83%	0.83%	0.83%	0.83%	0.83%	0.83%	0.83%	0.83%	0.83%
44	347.5	Miscellaneous Equipment	0.00%	0.00%	0.00%	0.00%	0.00%	0.00%	0.00%	0.00%	0.00%	0.00%	0.00%	0.00%	0.00%
45	348.5	Other Tangible Plant	0.00%	0.00%	0.00%	0.00%	0.00%	0.00%	0.00%	0.00%	0.00%	0.00%	0.00%	0.00%	0.00%

96

Schedule of Water Accumulated Depreciation By Primary Account- 2005
 Depreciation Expense- 2005

Holiday Haven - Water
 Docket No. 060368-WS
 Schedule Year Ended: 2005
 Historic [x] or Projected []

Explanation: Provide the monthly Depreciation Expense for 2005

Florida Public Service Commission

Schedule: A-9
 Page: 6 of 8
 Preparer: <name>

Line No.	Acct No.	(1) AccountName	(2)	(3) Jan	(4) Feb	(5) Mar	(6) Apr	(7) May	(8) Jun	(9) Jul	(10) Aug	(11) Sep	(12) Oct	(13) Nov	(14) Test Year End Dec	(15) 2005 Total
1		INTANGIBLE PLANT														
2	301.1	Organization		0	0	0	0	0	0	0	0	0	0	0	0	0
3	302.1	Franchises		1	1	1	1	1	1	1	1	1	1	1	1	11
4	339.1	Other Plant & Misc. Equipment		0	0	0	0	0	0	0	0	0	0	0	0	0
5		SOURCE OF SUPPLY & PUMPING PLANT														
6	303.2	Land & Land Rights		0	0	0	0	0	0	0	0	0	0	0	0	0
7	304.2	Structures & Improvements		0	0	0	0	0	0	0	0	0	0	0	0	0
8	305.2	Collect. & Impound Reservoirs		0	0	0	0	0	0	0	0	0	0	0	0	0
9	306.2	Lake, River & Other Intakes		0	0	0	0	0	0	0	0	0	0	0	0	0
10	307.2	Wells & Springs		0	0	0	0	0	0	0	0	0	0	0	0	0
11	308.2	Infiltration Galleries & Tunnels		0	0	0	0	0	0	0	0	0	0	0	0	0
12	309.2	Supply Mains		19	19	19	19	19	19	19	19	19	19	19	19	222
13	310.2	Power Generation Equipment		0	0	0	0	0	0	0	0	0	0	0	0	0
14	311.2	Pumping Equipment		0	0	0	0	0	0	0	0	0	0	0	0	0
15	339.2	Other Plant & Misc. Equipment		0	0	0	0	0	0	0	0	0	0	0	0	0
16		WATER TREATMENT PLANT														
17	303.3	Land & Land Rights		0	0	0	0	0	0	0	0	0	0	0	0	0
18	304.3	Structures & Improvements		0	0	0	0	0	0	0	0	0	0	0	0	0
19	311.3	Pumping Equipment		0	0	0	0	0	0	0	0	0	0	0	0	0
20	320.3	Water Treatment Equipment		0	0	0	0	0	0	0	0	0	0	0	0	0
21	339.3	Other Plant & Misc. Equipment		0	0	0	0	0	0	0	0	0	0	0	0	0
22		TRANSMISSION & DISTRIBUTION PLANT														
23	303.4	Land & Land Rights		0	0	0	0	0	0	0	0	0	0	0	0	0
24	304.4	Structures & Improvements		0	0	0	0	0	0	0	0	0	0	0	0	0
25	311.4	Pumping Equipment		0	0	0	0	0	0	0	0	0	0	0	0	0
26	330.4	Distr. Reservoirs & Standpipes		0	0	0	0	0	0	0	0	0	0	0	0	0
27	331.4	Transm. & Distribution Mains		47	47	47	47	47	50	53	55	55	55	55	55	610
28	333.4	Services		17	17	17	17	17	17	17	17	17	17	17	17	201
29	334.4	Meters & Meter Installations		25	25	25	25	25	25	25	25	25	25	25	73	343
30	335.4	Hydrants		0	0	0	0	0	0	0	0	0	0	0	0	0
31	336.4	Backflow Prevention		0	0	0	0	0	0	0	0	0	0	0	0	0
32	339.4	Other Plant & Misc. Equipment		0	0	0	0	0	0	0	0	0	0	0	0	0
33		GENERAL PLANT														
34	303.5	Land & Land Rights		0	0	0	0	0	0	0	0	0	0	0	0	0
35	304.5	Structures & Improvements		0	0	0	0	0	0	0	0	0	0	0	0	0
36	340.5	Office Furniture & Equipment		0	0	0	0	0	0	0	0	0	0	0	0	0
37	340.51	Computer Equipment		0	0	0	0	0	0	0	0	0	0	0	0	0
38	341.5	Transportation Equipment		0	0	0	0	0	0	0	0	0	0	0	0	0
39	342.5	Stores Equipment		0	0	0	0	0	0	0	0	0	0	0	0	0
40	343.5	Tools, Shop & Garage Equipment		0	0	0	0	0	0	0	0	0	0	0	0	0
41	344.5	Laboratory Equipment		0	0	0	0	0	0	0	0	0	0	0	0	0
42	345.5	Power Operated Equipment		0	0	0	0	0	0	0	0	0	0	0	0	0
43	346.5	Communication Equipment		4	4	4	4	4	4	4	4	4	4	4	4	54
44	347.5	Miscellaneous Equipment		0	0	0	0	0	0	0	0	0	0	0	0	0
45	348.5	Other Tangible Plant		0	0	0	0	0	0	0	0	0	0	0	0	0
46		TOTAL		112	112	112	112	112	115	118	120	120	120	120	168	1,441

37

Schedule of Water Accumulated Depreciation By Primary Account- 2005 Retirements- 2005

Florida Public Service Commission

Holiday Haven - Water
 Docket No. 060368-WS
 Schedule Year Ended: 2005
 Historic [x] or Projected []

Input field
 Explanation: Provide Retirements for 2005

Schedule: A-9
 Page: 7 of 8
 Preparer: <name>

Line No.	Acct No.	(1) AccountName	(2)	(3)	(4)	(5)	(6)	(7)	(8)	(9)	(10)	(11)	(12)	(13)	(14) Test Year End	(15) 2005
				Jan	Feb	Mar	Apr	May	Jun	Jul	Aug	Sep	Oct	Nov	Dec	Total
1		INTANGIBLE PLANT														
2	301.1	Organization		0	0	0	0	0	0	0	0	0	0	0	0	0
3	302.1	Franchises		0	0	0	0	0	0	0	0	0	0	0	0	0
4	339.1	Other Plant & Misc. Equipment		0	0	0	0	0	0	0	0	0	0	0	0	0
5		SOURCE OF SUPPLY & PUMPING PLANT														
6	303.2	Land & Land Rights		0	0	0	0	0	0	0	0	0	0	0	0	0
7	304.2	Structures & Improvements		0	0	0	0	0	0	0	0	0	0	0	0	0
8	305.2	Collect. & Impound Reservoirs		0	0	0	0	0	0	0	0	0	0	0	0	0
9	306.2	Lake, River & Other Intakes		0	0	0	0	0	0	0	0	0	0	0	0	0
10	307.2	Wells & Springs		0	0	0	0	0	0	0	0	0	0	0	0	0
11	308.2	Infiltration Galleries & Tunnels		0	0	0	0	0	0	0	0	0	0	0	0	0
12	309.2	Supply Mains		0	0	0	0	0	0	0	0	0	0	0	0	0
13	310.2	Power Generation Equipment		0	0	0	0	0	0	0	0	0	0	0	0	0
14	311.2	Pumping Equipment		0	0	0	0	0	0	0	0	0	0	0	0	0
15	339.2	Other Plant & Misc. Equipment		0	0	0	0	0	0	0	0	0	0	0	0	0
16		WATER TREATMENT PLANT														
17	303.3	Land & Land Rights		0	0	0	0	0	0	0	0	0	0	0	0	0
18	304.3	Structures & Improvements		0	0	0	0	0	0	0	0	0	0	0	0	0
19	311.3	Pumping Equipment		0	0	0	0	0	0	0	0	0	0	0	0	0
20	320.3	Water Treatment Equipment		0	0	0	0	0	0	0	0	0	0	0	0	0
21	339.3	Other Plant & Misc. Equipment		0	0	0	0	0	0	0	0	0	0	0	0	0
22		TRANSMISSION & DISTRIBUTION PLANT														
23	303.4	Land & Land Rights		0	0	0	0	0	0	0	0	0	0	0	0	0
24	304.4	Structures & Improvements		0	0	0	0	0	0	0	0	0	0	0	0	0
25	311.4	Pumping Equipment		0	0	0	0	0	0	0	0	0	0	0	0	0
26	330.4	Distr. Reservoirs & Standpipes		0	0	0	0	0	0	0	0	0	0	0	0	0
27	331.4	Transm. & Distribution Mains		0	0	0	0	0	0	0	0	0	0	0	0	0
28	333.4	Services		0	0	0	0	0	0	0	0	0	0	0	0	0
29	334.4	Meters & Meter Installations		0	0	0	0	0	0	0	0	0	0	0	0	0
30	335.4	Hydrants		0	0	0	0	0	0	0	0	0	0	0	0	0
31	336.4	Backflow Prevention		0	0	0	0	0	0	0	0	0	0	0	0	0
32	339.4	Other Plant & Misc. Equipment		0	0	0	0	0	0	0	0	0	0	0	0	0
33		GENERAL PLANT														
34	303.5	Land & Land Rights		0	0	0	0	0	0	0	0	0	0	0	0	0
35	304.5	Structures & Improvements		0	0	0	0	0	0	0	0	0	0	0	0	0
36	340.5	Office Furniture & Equipment		0	0	0	0	0	0	0	0	0	0	0	0	0
37	340.51	Computer Equipment		0	0	0	0	0	0	0	0	0	0	0	0	0
38	341.5	Transportation Equipment		0	0	0	0	0	0	0	0	0	0	0	0	0
39	342.5	Stores Equipment		0	0	0	0	0	0	0	0	0	0	0	0	0
40	343.5	Tools, Shop & Garage Equipment		0	0	0	0	0	0	0	0	0	0	0	0	0
41	344.5	Laboratory Equipment		0	0	0	0	0	0	0	0	0	0	0	0	0
42	345.5	Power Operated Equipment		0	0	0	0	0	0	0	0	0	0	0	0	0
43	346.5	Communication Equipment		0	0	0	0	0	0	0	0	0	0	0	0	0
44	347.5	Miscellaneous Equipment		0	0	0	0	0	0	0	0	0	0	0	0	0
45	348.5	Other Tangible Plant		0	0	0	0	0	0	0	0	0	0	0	0	0
46		TOTAL		0	0	0	0	0	0	0	0	0	0	0	0	0

28

Schedule of Water Accumulated Depreciation By Primary Account- 2005
 Adjustments to Accumulated Depreciation-2005


Florida Public Service Commission

Holiday Haven - Water
 Docket No. 060368-W5
 Schedule Year Ended: 2005
 Historic [x] or Projected []

Explanation: Provide Adjustments to the Accumulated Depreciation Balances in
 Amendatory Order other than changes resulting from Depreciation Expense,
 or Plant Retirements.

Schedule: A-9
 Page: 8 of 8
 Preparer: <name>

Line No.	Acct No.	AccountName	(1)	(2)	(3)	(4)	(5)	(6)	(7)	(8)	(9)	(10)	(11)	(12)	(13)	(14)	(15)
			Jan	Feb	Mar	Apr	May	Jun	Jul	Aug	Sep	Oct	Nov	Dec	Total		
1		INTANGIBLE PLANT															
2	301.1	Organization															0
3	302.1	Franchises															0
4	339.1	Other Plant & Misc. Equipment															0
5		SOURCE OF SUPPLY & PUMPING PLANT															0
6	303.2	Land & Land Rights															0
7	304.2	Structures & Improvements															0
8	305.2	Collect. & Impound Reservoirs															0
9	306.2	Lake, River & Other Intakes															0
10	307.2	Wells & Springs															0
11	308.2	Infiltration Galleries & Tunnels															0
12	309.2	Supply Mains															0
13	310.2	Power Generation Equipment															0
14	311.2	Pumping Equipment															0
15	339.2	Other Plant & Misc. Equipment															0
16		WATER TREATMENT PLANT															0
17	303.3	Land & Land Rights															0
18	304.3	Structures & Improvements															0
19	311.3	Pumping Equipment															0
20	320.3	Water Treatment Equipment															0
21	339.3	Other Plant & Misc. Equipment															0
22		TRANSMISSION & DISTRIBUTION PLANT															0
23	303.4	Land & Land Rights															0
24	304.4	Structures & Improvements															0
25	311.4	Pumping Equipment															0
26	330.4	Distr. Reservoirs & Standpipes															0
27	331.4	Transm. & Distribution Mains															0
28	333.4	Services															0
29	334.4	Meters & Meter Installations															0
30	335.4	Hydrants															0
31	336.4	Backflow Prevention															0
32	339.4	Other Plant & Misc. Equipment															0
33		GENERAL PLANT															0
34	303.5	Land & Land Rights															0
35	304.5	Structures & Improvements															0
36	340.5	Office Furniture & Equipment															0
37	340.51	Computer Equipment															0
38	341.5	Transportation Equipment															0
39	342.5	Stores Equipment															0
40	343.5	Tools, Shop & Garage Equipment															0
41	344.5	Laboratory Equipment															0
42	345.5	Power Operated Equipment															0
43	346.5	Communication Equipment															0
44	347.5	Miscellaneous Equipment															0
45	348.5	Other Tangible Plant															0
46		TOTAL	0	0	0	0	0	0	0	0	0	0	0	0	0	0	0



39

Schedule of Water Accumulated Depreciation By Primary Account- 2005
 Adjusted Accumulated Depreciation Balances - December 2004 through December 2005

Florida Public Service Commission

Holiday Haven - Water
 Docket No. 060368-WS
 Schedule Year Ended: 2005
 Historic [x] or Projected []

Schedule: A-9
 Page: 4 of 8
 Preparer: <name>

Explanation: Provide Adjusted Accumulated Depreciation balances by account for the period beginning
 12/31/04 through the year ended 12/31/05, and 13 month averages

Line No.	Acct No.	(1) Account Name	(2) 12/31/04	(3) 01/31/05	(4) 02/28/05	(5) 03/31/05	(6) 04/30/05	(7) 05/31/05	(8) 06/30/05	(9) 07/31/05	(10) 08/31/05	(11) 09/30/05	(12) 10/31/05	(13) 11/30/05	(14) 12/31/05	(15) Average Balance
1		INTANGIBLE PLANT														
2	301.1	Organization	0	0	0	0	0	0	0	0	0	0	0	0	0	0
3	302.1	Franchises	(14)	(13)	(12)	(11)	(10)	(9)	(8)	(7)	(7)	(6)	(5)	(4)	(3)	(8)
4	339.1	Other Plant & Misc. Equipment	0	0	0	0	0	0	0	0	0	0	0	0	0	0
5		SOURCE OF SUPPLY & PUMPING PLANT														
6	303.2	Land & Land Rights	0	0	0	0	0	0	0	0	0	0	0	0	0	0
7	304.2	Structures & Improvements	0	0	0	0	0	0	0	0	0	0	0	0	0	0
8	305.2	Collect. & Impound Reservoirs	0	0	0	0	0	0	0	0	0	0	0	0	0	0
9	306.2	Lake, River & Other Intakes	0	0	0	0	0	0	0	0	0	0	0	0	0	0
10	307.2	Wells & Springs	0	0	0	0	0	0	0	0	0	0	0	0	0	0
11	308.2	Infiltration Galleries & Tunnels	0	0	0	0	0	0	0	0	0	0	0	0	0	0
12	309.2	Supply Mains	5,682	5,701	5,719	5,738	5,756	5,775	5,793	5,812	5,830	5,849	5,867	5,886	5,904	5,793
13	310.2	Power Generation Equipment	0	0	0	0	0	0	0	0	0	0	0	0	0	0
14	311.2	Pumping Equipment	0	0	0	0	0	0	0	0	0	0	0	0	0	0
15	339.2	Other Plant & Misc. Equipment	0	0	0	0	0	0	0	0	0	0	0	0	0	0
16		WATER TREATMENT PLANT														
17	303.3	Land & Land Rights	0	0	0	0	0	0	0	0	0	0	0	0	0	0
18	304.3	Structures & Improvements	0	0	0	0	0	0	0	0	0	0	0	0	0	0
19	311.3	Pumping Equipment	0	0	0	0	0	0	0	0	0	0	0	0	0	0
20	320.3	Water Treatment Equipment	0	0	0	0	0	0	0	0	0	0	0	0	0	0
21	339.3	Other Plant & Misc. Equipment	0	0	0	0	0	0	0	0	0	0	0	0	0	0
22		TRANSMISSION & DISTRIBUTION PLANT														
23	303.4	Land & Land Rights	0	0	0	0	0	0	0	0	0	0	0	0	0	0
24	304.4	Structures & Improvements	0	0	0	0	0	0	0	0	0	0	0	0	0	0
25	311.4	Pumping Equipment	0	0	0	0	0	0	0	0	0	0	0	0	0	0
26	330.4	Distr. Reservoirs & Standpipes	0	0	0	0	0	0	0	0	0	0	0	0	0	0
27	331.4	Transm. & Distribution Mains	16,765	16,811	16,858	16,905	16,952	16,998	17,048	17,101	17,155	17,210	17,265	17,320	17,375	17,059
28	333.4	Services	3,085	3,102	3,119	3,136	3,152	3,169	3,186	3,203	3,219	3,236	3,253	3,269	3,286	3,186
29	334.4	Meters & Meter Installations	5,174	5,198	5,223	5,248	5,272	5,297	5,321	5,346	5,371	5,395	5,420	5,444	5,517	5,325
30	335.4	Hydrants	0	0	0	0	0	0	0	0	0	0	0	0	0	0
31	336.4	Backflow Prevention	0	0	0	0	0	0	0	0	0	0	0	0	0	0
32	339.4	Other Plant & Misc. Equipment	0	0	0	0	0	0	0	0	0	0	0	0	0	0
33		GENERAL PLANT														
34	303.5	Land & Land Rights	0	0	0	0	0	0	0	0	0	0	0	0	0	0
35	304.5	Structures & Improvements	0	0	0	0	0	0	0	0	0	0	0	0	0	0
36	340.5	Office Furniture & Equipment	0	0	0	0	0	0	0	0	0	0	0	0	0	0
37	340.51	Computer Equipment	0	0	0	0	0	0	0	0	0	0	0	0	0	0
38	341.5	Transportation Equipment	0	0	0	0	0	0	0	0	0	0	0	0	0	0
39	342.5	Stores Equipment	0	0	0	0	0	0	0	0	0	0	0	0	0	0
40	343.5	Tools, Shop & Garage Equipment	0	0	0	0	0	0	0	0	0	0	0	0	0	0
41	344.5	Laboratory Equipment	0	0	0	0	0	0	0	0	0	0	0	0	0	0
42	345.5	Power Operated Equipment	0	0	0	0	0	0	0	0	0	0	0	0	0	0
43	346.5	Communication Equipment	187	191	196	200	205	209	214	218	222	227	231	236	240	214
44	347.5	Miscellaneous Equipment	0	0	0	0	0	0	0	0	0	0	0	0	0	0
45	348.5	Other Tangible Plant	0	0	0	0	0	0	0	0	0	0	0	0	0	0
46		TOTAL	30,879	30,991	31,103	31,215	31,327	31,439	31,553	31,671	31,791	31,911	32,031	32,152	32,320	31,568
			TRUE												32,320	

40a

Schedule of Water Accumulated Depreciation By Primary Account

Florida Public Service Commission

Test Year Average balance

Holiday Haven

Docket No. 060368-WS

Test Year Ending 12/31/05

Historical [X] Projected []

Schedule: A-9

Page: 3 of 5

Preparer: Robert M. Griffin

Explanation: Provide the month ending Adjusted balances for Water Accumulated Depreciation by primary account for each month of the Test Year and the ending balance for the prior year.

Line No.	Acct No.	(1) Account Name	(2) Prior Year 12/31/04	(3) Jan	(4) Feb	(5) Mar	(6) Apr	(7) May	(8) Jun	(9) Jul	(10) Aug	(11) Sep	(12) Oct	(13) Nov	(14) Dec	(15) Average Balance
1		INTANGIBLE PLANT														
2	301.1	Organization	0	0	0	0	0	0	0	0	0	0	0	0	0	0
3	302.1	Franchises	(14)	(13)	(12)	(11)	(10)	(9)	(8)	(7)	(7)	(6)	(5)	(4)	(3)	(8)
4	339.1	Other Plant & Misc. Equipment	0	0	0	0	0	0	0	0	0	0	0	0	0	0
5		SOURCE OF SUPPLY & PUMPING PLANT														
6	303.2	Land & Land Rights	0	0	0	0	0	0	0	0	0	0	0	0	0	0
7	304.2	Structures & Improvements	0	0	0	0	0	0	0	0	0	0	0	0	0	0
8	305.2	Collect. & Impound Reservoirs	0	0	0	0	0	0	0	0	0	0	0	0	0	0
9	306.2	Lake, River & Other Intakes	0	0	0	0	0	0	0	0	0	0	0	0	0	0
10	307.2	Wells & Springs	0	0	0	0	0	0	0	0	0	0	0	0	0	0
11	308.2	Infiltration Galleries & Tunnels	0	0	0	0	0	0	0	0	0	0	0	0	0	0
12	309.2	Supply Mains	5,682	5,701	5,719	5,738	5,756	5,775	5,793	5,812	5,830	5,849	5,867	5,886	5,904	5,793
13	310.2	Power Generation Equipment	0	0	0	0	0	0	0	0	0	0	0	0	0	0
14	311.2	Pumping Equipment	0	0	0	0	0	0	0	0	0	0	0	0	0	0
15	339.2	Other Plant & Misc. Equipment	0	0	0	0	0	0	0	0	0	0	0	0	0	0
16		WATER TREATMENT PLANT														
17	303.3	Land & Land Rights	0	0	0	0	0	0	0	0	0	0	0	0	0	0
18	304.3	Structures & Improvements	0	0	0	0	0	0	0	0	0	0	0	0	0	0
19	311.3	Pumping Equipment	0	0	0	0	0	0	0	0	0	0	0	0	0	0
20	320.3	Water Treatment Equipment	0	0	0	0	0	0	0	0	0	0	0	0	0	0
21	339.3	Other Plant & Misc. Equipment	0	0	0	0	0	0	0	0	0	0	0	0	0	0
22		TRANSMISSION & DISTRIBUTION PLANT														
23	303.4	Land & Land Rights	0	0	0	0	0	0	0	0	0	0	0	0	0	0
24	304.4	Structures & Improvements	0	0	0	0	0	0	0	0	0	0	0	0	0	0
25	311.4	Pumping Equipment	0	0	0	0	0	0	0	0	0	0	0	0	0	0
26	330.4	Distr. Reservoirs & Standpipes	0	0	0	0	0	0	0	0	0	0	0	0	0	0
27	331.4	Transm. & Distribution Mains	16,765	16,811	16,858	16,905	16,952	16,998	17,048	17,101	17,155	17,210	17,265	17,320	17,375	17,059
28	333.4	Services	3,085	3,102	3,119	3,136	3,152	3,169	3,186	3,203	3,219	3,236	3,253	3,269	3,286	3,186
29	334.4	Meters & Meter Installations	5,174	5,198	5,223	5,248	5,272	5,297	5,321	5,346	5,371	5,395	5,420	5,444	5,517	5,325
30	335.4	Hydrants	0	0	0	0	0	0	0	0	0	0	0	0	0	0
31	336.4	Backflow Prevention	0	0	0	0	0	0	0	0	0	0	0	0	0	0
32	339.4	Other Plant & Misc. Equipment	0	0	0	0	0	0	0	0	0	0	0	0	0	0
33		GENERAL PLANT														
34	303.5	Land & Land Rights	0	0	0	0	0	0	0	0	0	0	0	0	0	0
35	304.5	Structures & Improvements	0	0	0	0	0	0	0	0	0	0	0	0	0	0
36	340.5	Office Furniture & Equipment	0	0	0	0	0	0	0	0	0	0	0	0	0	0
37	340.51	Computer Equipment	0	0	0	0	0	0	0	0	0	2	14	30	50	7
38	341.5	Transportation Equipment	0	0	0	0	0	0	0	0	0	0	0	0	0	0
39	342.5	Stores Equipment	0	0	0	0	0	0	0	0	0	0	0	0	0	0
40	343.5	Tools, Shop & Garage Equipment	0	0	0	0	0	0	0	0	0	0	0	0	0	0
41	344.5	Laboratory Equipment	0	0	0	0	0	0	0	0	0	0	0	0	0	0
42	345.5	Power Operated Equipment	0	0	0	0	0	0	0	0	0	0	0	0	0	0
43	346.5	Communication Equipment	187	191	196	200	205	209	214	218	222	227	231	236	240	214
44	347.5	Miscellaneous Equipment	0	0	0	0	0	0	0	0	0	0	0	0	0	0
45	348.5	Other Tangible Plant	0	0	0	0	0	0	0	0	0	0	0	0	0	0
46		TOTAL	30,879	30,991	31,103	31,215	31,327	31,439	31,553	31,671	31,791	31,913	32,046	32,181	32,369	31,575
47		Subtotal Land & Land Rights	0	0	0	0	0	0	0	0	0	0	0	0	0	0

107

Schedule of Water Accumulated Depreciation By Primary Account- 2006 Adjusted 2006 UPIS Balances for Depn Exp Calc													Florida Public Service Commission			
Holiday Haven - Water Docket No. 060368-WS Schedule Year Ended: 2006 Historic [] or Projected [x]													Schedule: A-9 Page: UPIS 4 of 8 Preparer: <name>			
Explanation: Provide Adjusted UPIS balances by account for the period beginning 12/31/05 through the year ended 12/31/06.																
Line No.	Acct No.	(1) Account Name	(2) 12/31/05	(3) 01/31/06	(4) 02/28/06	(5) 03/31/06	(6) 04/30/06	(7) 05/31/06	(8) 06/30/06	(9) 07/31/06	(10) 08/31/06	(11) 09/30/06	(12) 10/31/06	(13) 11/30/06	(14) 12/31/06	(15) Average Balance
1		INTANGIBLE PLANT														
2	301.1	Organization	0	0	0	0	0	0	0	0	0	0	0	0	0	0
3	302.1	Franchises	425	425	425	425	425	425	425	425	425	425	425	425	425	425
4	339.1	Other Plant & Misc. Equipment	0	0	0	0	0	0	0	0	0	0	0	0	0	0
5		SOURCE OF SUPPLY & PUMPING PLANT														
6	303.2	Land & Land Rights	260	260	260	260	260	260	260	260	260	260	260	260	260	260
7	304.2	Structures & Improvements	0	0	0	0	0	0	0	0	0	0	0	0	0	0
8	305.2	Collect. & Impound Reservoirs	0	0	0	0	0	0	0	0	0	0	0	0	0	0
9	306.2	Lake, River & Other Intakes	0	0	0	0	0	0	0	0	0	0	0	0	0	0
10	307.2	Wells & Springs	0	0	0	0	0	0	0	0	0	0	0	0	0	0
11	308.2	Infiltration Galleries & Tunnels	0	0	0	0	0	0	0	0	0	0	0	0	0	0
12	309.2	Supply Mains	7,777	7,777	7,777	7,777	7,777	7,777	7,777	7,777	7,777	7,777	7,777	7,777	7,777	7,777
13	310.2	Power Generation Equipment	0	0	0	0	0	0	0	0	0	0	0	0	0	0
14	311.2	Pumping Equipment	0	0	0	0	0	0	0	0	0	0	0	0	0	0
15	339.2	Other Plant & Misc. Equipment	0	0	0	0	0	0	0	0	0	0	0	0	0	0
16		WATER TREATMENT PLANT														
17	303.3	Land & Land Rights	0	0	0	0	0	0	0	0	0	0	0	0	0	0
18	304.3	Structures & Improvements	0	0	0	0	0	0	0	0	0	0	0	0	0	0
19	311.3	Pumping Equipment	0	0	0	0	0	0	0	0	0	0	0	0	0	0
20	320.3	Water Treatment Equipment	0	0	0	0	0	0	0	0	0	0	0	0	0	0
21	339.3	Other Plant & Misc. Equipment	0	0	0	0	0	0	0	0	0	0	0	0	0	0
22		TRANSMISSION & DISTRIBUTION PLANT														
23	303.4	Land & Land Rights	0	0	0	0	0	0	0	0	0	0	0	0	0	0
24	304.4	Structures & Improvements	0	0	0	0	0	0	0	0	0	0	0	0	0	0
25	311.4	Pumping Equipment	0	0	0	0	0	0	0	0	0	0	0	0	0	0
26	330.4	Distr. Reservoirs & Standpipes	0	0	0	0	0	0	0	0	0	0	0	0	0	0
27	331.4	Transm. & Distribution Mains	29,627	29,627	29,627	29,627	29,627	29,627	29,409	29,409	29,409	28,756	28,756	28,756	28,756	29,309
28	333.4	Services	8,031	8,031	8,031	8,031	8,031	8,031	8,031	8,031	8,031	8,031	8,031	8,031	8,031	8,031
29	334.4	Meters & Meter Installations	17,414	17,414	17,414	17,414	17,414	17,414	17,696	17,696	17,696	17,978	17,978	17,978	18,260	17,674
30	335.4	Hydrants	0	0	0	0	0	0	0	0	0	0	0	0	0	0
31	336.4	Backflow Prevention	0	0	0	0	0	0	0	0	0	0	0	0	0	0
32	339.4	Other Plant & Misc. Equipment	0	0	0	0	0	0	0	0	0	0	0	0	0	0
33		GENERAL PLANT														
34	303.5	Land & Land Rights	0	0	0	0	0	0	0	0	0	0	0	0	0	0
35	304.5	Structures & Improvements	0	0	0	0	0	0	0	0	0	0	0	0	0	0
36	340.5	Office Furniture & Equipment	0	0	0	0	0	0	0	0	0	0	0	0	0	0
37	340.51	Computer Equipment	0	0	0	0	0	0	0	0	0	0	0	0	0	0
38	341.5	Transportation Equipment	0	0	0	0	0	0	0	0	0	0	0	0	0	0
39	342.5	Stores Equipment	0	0	0	0	0	0	0	0	0	0	0	0	0	0
40	343.5	Tools, Shop & Garage Equipment	0	0	0	0	0	0	0	0	0	0	0	0	0	0
41	344.5	Laboratory Equipment	0	0	0	0	0	0	0	0	0	0	0	0	0	0
42	345.5	Power Operated Equipment	0	0	0	0	0	0	0	0	0	0	0	0	0	0
43	346.5	Communication Equipment	535	535	535	535	535	535	535	535	535	535	535	535	535	535
44	347.5	Miscellaneous Equipment	0	0	0	0	0	0	0	0	0	0	0	0	0	0
45	348.5	Other Tangible Plant	0	0	0	0	0	0	0	0	0	0	0	0	0	0
46		TOTAL	64,069	64,069	64,069	64,069	64,069	64,069	64,133	64,133	64,133	63,762	63,762	63,762	64,044	64,011

Schedule of Water Accumulated Depreciation By Primary Account- 2006
 Depreciation Rates for UPIS Water Accounts- 2006

Florida Public Service Commission

Holiday Haven - Water
 Docket No. 060368-WS
 Schedule Year Ended: 2006
 Historic [] or Projected [x]

This Schedule shows Commission Approved Depreciation rates through April 2006, changing to rates based on
 Guideline lives effective May 1, 2006

Schedule: A-9
 Page: 2b
 Preparer: <name>

Line No.	Acct No.	(1) Account Name	(2) Annual Rate	Change to Guideline Lives												(15) Memo Guideline Rates	(16) Memo Guideline Lives	
				(3) Jan	(4) Feb	(5) Mar	(6) Apr	(7) Monthly Rates		(8) Jun	(9) Jul	(10) Aug	(11) Sep	(12) Oct	(13) Nov			(14) Dec
1		INTANGIBLE PLANT																
2	301.1	Organization	0.00%	0.00%	0.00%	0.00%	0.00%	0.21%	0.21%	0.21%	0.21%	0.21%	0.21%	0.21%	0.21%	0.21%	2.50%	40
3	302.1	Franchises	2.50%	0.21%	0.21%	0.21%	0.21%	0.21%	0.21%	0.21%	0.21%	0.21%	0.21%	0.21%	0.21%	0.21%	2.50%	40
4	339.1	Other Plant & Misc. Equipment	0.00%	0.00%	0.00%	0.00%	0.00%	0.00%	0.00%	0.00%	0.00%	0.00%	0.00%	0.00%	0.00%	0.00%		
5		SOURCE OF SUPPLY & PUMPING PLANT																
6	303.2	Land & Land Rights																
7	304.2	Structures & Improvements	3.13%	0.26%	0.26%	0.26%	0.26%	0.26%	0.26%	0.26%	0.26%	0.26%	0.26%	0.26%	0.26%	0.26%	3.13%	32
8	305.2	Collect. & Impound Reservoirs	0.00%	0.00%	0.00%	0.00%	0.00%	0.17%	0.17%	0.17%	0.17%	0.17%	0.17%	0.17%	0.17%	0.17%	2.00%	50
9	306.2	Lake, River & Other Intakes	0.00%	0.00%	0.00%	0.00%	0.00%	0.21%	0.21%	0.21%	0.21%	0.21%	0.21%	0.21%	0.21%	0.21%	2.50%	40
10	307.2	Wells & Springs	0.00%	0.00%	0.00%	0.00%	0.00%	0.28%	0.28%	0.28%	0.28%	0.28%	0.28%	0.28%	0.28%	0.28%	3.33%	
11	308.2	Infiltration Galleries & Tunnels	0.00%	0.00%	0.00%	0.00%	0.00%	0.21%	0.21%	0.21%	0.21%	0.21%	0.21%	0.21%	0.21%	0.21%	2.50%	40
12	309.2	Supply Mains	2.86%	0.24%	0.24%	0.24%	0.24%	0.24%	0.24%	0.24%	0.24%	0.24%	0.24%	0.24%	0.24%	0.24%	2.86%	35
13	310.2	Power Generation Equipment	0.00%	0.00%	0.00%	0.00%	0.00%	0.42%	0.42%	0.42%	0.42%	0.42%	0.42%	0.42%	0.42%	0.42%	5.00%	20
14	311.2	Pumping Equipment	0.00%	0.00%	0.00%	0.00%	0.00%	0.42%	0.42%	0.42%	0.42%	0.42%	0.42%	0.42%	0.42%	0.42%	5.00%	20
15	339.2	Other Plant & Misc. Equipment	0.00%	0.00%	0.00%	0.00%	0.00%	0.46%	0.46%	0.46%	0.46%	0.46%	0.46%	0.46%	0.46%	0.46%	5.56%	18
16		WATER TREATMENT PLANT																
17	303.3	Land & Land Rights																
18	304.3	Structures & Improvements	3.13%	0.26%	0.26%	0.26%	0.26%	0.26%	0.26%	0.26%	0.26%	0.26%	0.26%	0.26%	0.26%	0.26%	3.13%	32
19	311.3	Pumping Equipment	0.00%	0.00%	0.00%	0.00%	0.00%	0.42%	0.42%	0.42%	0.42%	0.42%	0.42%	0.42%	0.42%	0.42%	5.00%	20
20	320.3	Water Treatment Equipment	0.00%	0.00%	0.00%	0.00%	0.00%	0.38%	0.38%	0.38%	0.38%	0.38%	0.38%	0.38%	0.38%	0.38%	4.55%	22
21	339.3	Other Plant & Misc. Equipment	0.00%	0.00%	0.00%	0.00%	0.00%	0.46%	0.46%	0.46%	0.46%	0.46%	0.46%	0.46%	0.46%	0.46%	5.56%	18
22		TRANSMISSION & DISTRIBUTION PLANT																
23	303.4	Land & Land Rights																
24	304.4	Structures & Improvements	3.13%	0.26%	0.26%	0.26%	0.26%	0.26%	0.26%	0.26%	0.26%	0.26%	0.26%	0.26%	0.26%	0.26%	3.13%	32
25	311.4	Pumping Equipment	0.00%	0.00%	0.00%	0.00%	0.00%	0.42%	0.42%	0.42%	0.42%	0.42%	0.42%	0.42%	0.42%	0.42%	5.00%	20
26	330.4	Distr. Reservoirs & Standpipes	0.00%	0.00%	0.00%	0.00%	0.00%	0.23%	0.23%	0.23%	0.23%	0.23%	0.23%	0.23%	0.23%	0.23%	2.70%	37
27	331.4	Transm. & Distribution Mains	2.22%	0.19%	0.19%	0.19%	0.19%	0.19%	0.19%	0.19%	0.19%	0.19%	0.19%	0.19%	0.19%	0.19%	2.33%	43
28	333.4	Services	2.50%	0.21%	0.21%	0.21%	0.21%	0.21%	0.21%	0.21%	0.21%	0.21%	0.21%	0.21%	0.21%	0.21%	2.50%	40
29	334.4	Meters & Meter Installations	5.00%	0.42%	0.42%	0.42%	0.42%	0.42%	0.42%	0.42%	0.42%	0.42%	0.42%	0.42%	0.42%	0.42%	5.00%	20
30	335.4	Hydrants	0.00%	0.00%	0.00%	0.00%	0.00%	0.19%	0.19%	0.19%	0.19%	0.19%	0.19%	0.19%	0.19%	0.19%	2.22%	45
31	336.4	Backflow Prevention	0.00%	0.00%	0.00%	0.00%	0.00%	0.56%	0.56%	0.56%	0.56%	0.56%	0.56%	0.56%	0.56%	0.56%	6.67%	15
32	339.4	Other Plant & Misc. Equipment	0.00%	0.00%	0.00%	0.00%	0.00%	0.33%	0.33%	0.33%	0.33%	0.33%	0.33%	0.33%	0.33%	0.33%	4.00%	25
33		GENERAL PLANT																
34	303.5	Land & Land Rights																
35	304.5	Structures & Improvements	3.13%	0.26%	0.26%	0.26%	0.26%	0.21%	0.21%	0.21%	0.21%	0.21%	0.21%	0.21%	0.21%	0.21%	2.50%	40
36	340.5	Office Furniture & Equipment	0.00%	0.00%	0.00%	0.00%	0.00%	0.56%	0.56%	0.56%	0.56%	0.56%	0.56%	0.56%	0.56%	0.56%	6.67%	15
37	340.51	Computer Equipment	0.00%	0.00%	0.00%	0.00%	0.00%	1.39%	1.39%	1.39%	1.39%	1.39%	1.39%	1.39%	1.39%	1.39%	16.67%	6
38	341.5	Transportation Equipment	0.00%	0.00%	0.00%	0.00%	0.00%	1.39%	1.39%	1.39%	1.39%	1.39%	1.39%	1.39%	1.39%	1.39%	16.67%	6
39	342.5	Stores Equipment	0.00%	0.00%	0.00%	0.00%	0.00%	0.46%	0.46%	0.46%	0.46%	0.46%	0.46%	0.46%	0.46%	0.46%	5.56%	18
40	343.5	Tools, Shop & Garage Equipment	0.00%	0.00%	0.00%	0.00%	0.00%	0.52%	0.52%	0.52%	0.52%	0.52%	0.52%	0.52%	0.52%	0.52%	6.25%	16
41	344.5	Laboratory Equipment	6.67%	0.56%	0.56%	0.56%	0.56%	0.56%	0.56%	0.56%	0.56%	0.56%	0.56%	0.56%	0.56%	0.56%	6.67%	15
42	345.5	Power Operated Equipment	0.00%	0.00%	0.00%	0.00%	0.00%	0.69%	0.69%	0.69%	0.69%	0.69%	0.69%	0.69%	0.69%	0.69%	8.33%	12
43	346.5	Communication Equipment	10.00%	0.83%	0.83%	0.83%	0.83%	0.83%	0.83%	0.83%	0.83%	0.83%	0.83%	0.83%	0.83%	0.83%	10.00%	10
44	347.5	Miscellaneous Equipment	0.00%	0.00%	0.00%	0.00%	0.00%	0.56%	0.56%	0.56%	0.56%	0.56%	0.56%	0.56%	0.56%	0.56%	6.67%	15
45	348.5	Other Tangible Plant	0.00%	0.00%	0.00%	0.00%	0.00%	0.83%	0.83%	0.83%	0.83%	0.83%	0.83%	0.83%	0.83%	0.83%	10.00%	10

42

Schedule of Water Accumulated Depreciation By Primary Account- 2006
 Depreciation Expense- 2006

Florida Public Service Commission

Holiday Haven - Water
 Docket No. 060368-WS
 Schedule Year Ended: 2006
 Historic [] or Projected [x]

Schedule: A-9
 Page: 6 of 8
 Preparer: <name>

Explanation: Provide the monthly Depreciation Expense for 2006

Line No.	Acct No.	(1) AccountName	(2) - (13)												(14)	(15)	
			(3) Jan	(4) Feb	(5) Mar	(6) Apr	(7) May	(8) Jun	(9) Jul	(10) Aug	(11) Sep	(12) Oct	(13) Nov	(14) Dec	(15) 2006 Total		
1		INTANGIBLE PLANT															
2	301.1	Organization	0	0	0	0	0	0	0	0	0	0	0	0	0	0	0
3	302.1	Franchises	1	1	1	1	1	1	1	1	1	1	1	1	1	1	11
4	339.1	Other Plant & Misc. Equipment	0	0	0	0	0	0	0	0	0	0	0	0	0	0	0
5		SOURCE OF SUPPLY & PUMPING PLANT															0
6	303.2	Land & Land Rights	0	0	0	0	0	0	0	0	0	0	0	0	0	0	0
7	304.2	Structures & Improvements	0	0	0	0	0	0	0	0	0	0	0	0	0	0	0
8	305.2	Collect. & Impound Reservoirs	0	0	0	0	0	0	0	0	0	0	0	0	0	0	0
9	306.2	Lake, River & Other Intakes	0	0	0	0	0	0	0	0	0	0	0	0	0	0	0
10	307.2	Wells & Springs	0	0	0	0	0	0	0	0	0	0	0	0	0	0	0
11	308.2	Infiltration Galleries & Tunnels	0	0	0	0	0	0	0	0	0	0	0	0	0	0	0
12	309.2	Supply Mains	19	19	19	19	19	19	19	19	19	19	19	19	19	19	222
13	310.2	Power Generation Equipment	0	0	0	0	0	0	0	0	0	0	0	0	0	0	0
14	311.2	Pumping Equipment	0	0	0	0	0	0	0	0	0	0	0	0	0	0	0
15	339.2	Other Plant & Misc. Equipment	0	0	0	0	0	0	0	0	0	0	0	0	0	0	0
16		WATER TREATMENT PLANT															0
17	303.3	Land & Land Rights	0	0	0	0	0	0	0	0	0	0	0	0	0	0	0
18	304.3	Structures & Improvements	0	0	0	0	0	0	0	0	0	0	0	0	0	0	0
19	311.3	Pumping Equipment	0	0	0	0	0	0	0	0	0	0	0	0	0	0	0
20	320.3	Water Treatment Equipment	0	0	0	0	0	0	0	0	0	0	0	0	0	0	0
21	339.3	Other Plant & Misc. Equipment	0	0	0	0	0	0	0	0	0	0	0	0	0	0	0
22		TRANSMISSION & DISTRIBUTION PLANT															0
23	303.4	Land & Land Rights	0	0	0	0	0	0	0	0	0	0	0	0	0	0	0
24	304.4	Structures & Improvements	0	0	0	0	0	0	0	0	0	0	0	0	0	0	0
25	311.4	Pumping Equipment	0	0	0	0	0	0	0	0	0	0	0	0	0	0	0
26	330.4	Distr. Reservoirs & Standpipes	0	0	0	0	0	0	0	0	0	0	0	0	0	0	0
27	331.4	Transm. & Distribution Mains	55	55	55	55	57	57	57	57	57	56	56	56	56	56	671
28	333.4	Services	17	17	17	17	17	17	17	17	17	17	17	17	17	17	201
29	334.4	Meters & Meter Installations	73	73	73	73	73	74	74	74	74	75	75	75	76	76	885
30	335.4	Hydrants	0	0	0	0	0	0	0	0	0	0	0	0	0	0	0
31	336.4	Backflow Prevention	0	0	0	0	0	0	0	0	0	0	0	0	0	0	0
32	339.4	Other Plant & Misc. Equipment	0	0	0	0	0	0	0	0	0	0	0	0	0	0	0
33		GENERAL PLANT															0
34	303.5	Land & Land Rights	0	0	0	0	0	0	0	0	0	0	0	0	0	0	0
35	304.5	Structures & Improvements	0	0	0	0	0	0	0	0	0	0	0	0	0	0	0
36	340.5	Office Furniture & Equipment	0	0	0	0	0	0	0	0	0	0	0	0	0	0	0
37	340.51	Computer Equipment	0	0	0	0	0	0	0	0	0	0	0	0	0	0	0
38	341.5	Transportation Equipment	0	0	0	0	0	0	0	0	0	0	0	0	0	0	0
39	342.5	Stores Equipment	0	0	0	0	0	0	0	0	0	0	0	0	0	0	0
40	343.5	Tools, Shop & Garage Equipment	0	0	0	0	0	0	0	0	0	0	0	0	0	0	0
41	344.5	Laboratory Equipment	0	0	0	0	0	0	0	0	0	0	0	0	0	0	0
42	345.5	Power Operated Equipment	0	0	0	0	0	0	0	0	0	0	0	0	0	0	0
43	346.5	Communication Equipment	4	4	4	4	4	4	4	4	4	4	4	4	4	4	54
44	347.5	Miscellaneous Equipment	0	0	0	0	0	0	0	0	0	0	0	0	0	0	0
45	348.5	Other Tangible Plant	0	0	0	0	0	0	0	0	0	0	0	0	0	0	0
46		TOTAL	168	168	168	168	171	171	171	171	171	171	171	171	172	172	2,043

13

Schedule of Water Accumulated Depreciation By Primary Account- 2006
Retirements- 2006

Florida Public Service Commission

Holiday Haven - Water
Docket No. 060368-WS
Schedule Year Ended: 2006
Historic [] or Projected [x]

[] =input field
Explanation: Provide Retirements for 2006

Schedule: A-9
Page: 7 of 8
Preparer: <name>

Line No.	Acct No.	(1) AccountName	(2)	(3) Jan	(4) Feb	(5) Mar	(6) Apr	(7) May	(8) Jun	(9) Jul	(10) Aug	(11) Sep	(12) Oct	(13) Nov	(14) Test Year Enc Dec	(15) 2006 Total
1		INTANGIBLE PLANT														
2	301.1	Organization		0	0	0	0	0	0	0	0	0	0	0	0	0
3	302.1	Franchises		0	0	0	0	0	0	0	0	0	0	0	0	0
4	339.1	Other Plant & Misc. Equipment		0	0	0	0	0	0	0	0	0	0	0	0	0
5		SOURCE OF SUPPLY & PUMPING PLANT														
6	303.2	Land & Land Rights		0	0	0	0	0	0	0	0	0	0	0	0	0
7	304.2	Structures & Improvements		0	0	0	0	0	0	0	0	0	0	0	0	0
8	305.2	Collect. & Impound Reservoirs		0	0	0	0	0	0	0	0	0	0	0	0	0
9	306.2	Lake, River & Other Intakes		0	0	0	0	0	0	0	0	0	0	0	0	0
10	307.2	Wells & Springs		0	0	0	0	0	0	0	0	0	0	0	0	0
11	308.2	Infiltration Galleries & Tunnels		0	0	0	0	0	0	0	0	0	0	0	0	0
12	309.2	Supply Mains		0	0	0	0	0	0	0	0	0	0	0	0	0
13	310.2	Power Generation Equipment		0	0	0	0	0	0	0	0	0	0	0	0	0
14	311.2	Pumping Equipment		0	0	0	0	0	0	0	0	0	0	0	0	0
15	339.2	Other Plant & Misc. Equipment		0	0	0	0	0	0	0	0	0	0	0	0	0
16		WATER TREATMENT PLANT														
17	303.3	Land & Land Rights		0	0	0	0	0	0	0	0	0	0	0	0	0
18	304.3	Structures & Improvements		0	0	0	0	0	0	0	0	0	0	0	0	0
19	311.3	Pumping Equipment		0	0	0	0	0	0	0	0	0	0	0	0	0
20	320.3	Water Treatment Equipment		0	0	0	0	0	0	0	0	0	0	0	0	0
21	339.3	Other Plant & Misc. Equipment		0	0	0	0	0	0	0	0	0	0	0	0	0
22		TRANSMISSION & DISTRIBUTION PLANT														
23	303.4	Land & Land Rights		0	0	0	0	0	0	0	0	0	0	0	0	0
24	304.4	Structures & Improvements		0	0	0	0	0	0	0	0	0	0	0	0	0
25	311.4	Pumping Equipment		0	0	0	0	0	0	0	0	0	0	0	0	0
26	330.4	Distr. Reservoirs & Standpipes		0	0	0	0	0	0	0	0	0	0	0	0	0
27	331.4	Transm. & Distribution Mains		0	0	0	0	0	0	0	0	0	0	0	0	0
28	333.4	Services		0	0	0	0	0	(218)	0	0	(653)	0	0	0	(653)
29	334.4	Meters & Meter Installations		0	0	0	0	0	0	0	0	0	0	0	0	0
30	335.4	Hydrants		0	0	0	0	0	(218)	0	0	(218)	0	0	(218)	(654)
31	336.4	Backflow Prevention		0	0	0	0	0	0	0	0	0	0	0	0	0
32	339.4	Other Plant & Misc. Equipment		0	0	0	0	0	0	0	0	0	0	0	0	0
33		GENERAL PLANT														
34	303.5	Land & Land Rights		0	0	0	0	0	0	0	0	0	0	0	0	0
35	304.5	Structures & Improvements		0	0	0	0	0	0	0	0	0	0	0	0	0
36	340.5	Office Furniture & Equipment		0	0	0	0	0	0	0	0	0	0	0	0	0
37	340.51	Computer Equipment		0	0	0	0	0	0	0	0	0	0	0	0	0
38	341.5	Transportation Equipment		0	0	0	0	0	0	0	0	0	0	0	0	0
39	342.5	Stores Equipment		0	0	0	0	0	0	0	0	0	0	0	0	0
40	343.5	Tools, Shop & Garage Equipment		0	0	0	0	0	0	0	0	0	0	0	0	0
41	344.5	Laboratory Equipment		0	0	0	0	0	0	0	0	0	0	0	0	0
42	345.5	Power Operated Equipment		0	0	0	0	0	0	0	0	0	0	0	0	0
43	346.5	Communication Equipment		0	0	0	0	0	0	0	0	0	0	0	0	0
44	347.5	Miscellaneous Equipment		0	0	0	0	0	0	0	0	0	0	0	0	0
45	348.5	Other Tangible Plant		0	0	0	0	0	0	0	0	0	0	0	0	0
46		TOTAL		0	0	0	0	0	(436)	0	0	(871)	0	0	(218)	(1,307)

47

Schedule of Water Accumulated Depreciation By Primary Account- 2006													Florida Public Service Commission			
Adjustments to Accumulated Depreciation-2006																
Holiday Haven - Water Docket No. 060368-WS Schedule Year Ended: 2006 Historic [] or Projected [x]													=input field Schedule: A-9 Page: 8 of 8 Preparer: <name>			
Explanation: Provide Adjustments to the Accumulated Depreciation Balances in Amendatory Order other than changes resulting from Depreciation Expense, or Plant Retirements.																
Line No.	Acct No.	(1) AccountName	(2) Jan	(3) Feb	(4) Mar	(5) Apr	(6) May	(7) Jun	(8) Jul	(9) Aug	(10) Sep	(11) Oct	(12) Nov	(13) Dec	(14) Total	(15) 2006
1		INTANGIBLE PLANT														
2	301.1	Organization														0
3	302.1	Franchises														0
4	339.1	Other Plant & Misc. Equipment														0
5		SOURCE OF SUPPLY & PUMPING PLANT														0
6	303.2	Land & Land Rights														0
7	304.2	Structures & Improvements														0
8	305.2	Collect. & Impound Reservoirs														0
9	306.2	Lake, River & Other Intakes														0
10	307.2	Wells & Springs														0
11	308.2	Infiltration Galleries & Tunnels														0
12	309.2	Supply Mains														0
13	310.2	Power Generation Equipment														0
14	311.2	Pumping Equipment														0
15	339.2	Other Plant & Misc. Equipment														0
16		WATER TREATMENT PLANT														0
17	303.3	Land & Land Rights														0
18	304.3	Structures & Improvements														0
19	311.3	Pumping Equipment														0
20	320.3	Water Treatment Equipment														0
21	339.3	Other Plant & Misc. Equipment														0
22		TRANSMISSION & DISTRIBUTION PLANT														0
23	303.4	Land & Land Rights														0
24	304.4	Structures & Improvements														0
25	311.4	Pumping Equipment														0
26	330.4	Distr. Reservoirs & Standpipes														0
27	331.4	Transm. & Distribution Mains														0
28	333.4	Services														0
29	334.4	Meters & Meter Installations														0
30	335.4	Hydrants														0
31	336.4	Backflow Prevention														0
32	339.4	Other Plant & Misc. Equipment														0
33		GENERAL PLANT														0
34	303.5	Land & Land Rights														0
35	304.5	Structures & Improvements														0
36	340.5	Office Furniture & Equipment														0
37	340.51	Computer Equipment														0
38	341.5	Transportation Equipment														0
39	342.5	Stores Equipment														0
40	343.5	Tools, Shop & Garage Equipment														0
41	344.5	Laboratory Equipment														0
42	345.5	Power Operated Equipment														0
43	346.5	Communication Equipment														0
44	347.5	Miscellaneous Equipment														0
45	348.5	Other Tangible Plant														0
46		TOTAL	0	0	0	0	0	0	0	0	0	0	0	0	0	0

15

Schedule of Water Accumulated Depreciation By Primary Account - 2006

Adjusted Accumulated Depreciation Balances - December 2005 through December 2006

Florida Public Service Commission

Holiday Haven - Water
 Docket No. 060368-WS
 Schedule Year Ended: 2006
 Historic [] or Projected [x]

Explanation: Provide Adjusted Accumulated Depreciation balances by account for the period beginning 12/31/05 through the year ended 12/31/06., and 13 month averages.

Schedule: A-9
 Page: 4 of 8
 Preparer: <name>

Line No.	Acct No.	(1) Account Name	(2) 12/31/05	(3) 01/31/06	(4) 02/28/06	(5) 03/31/06	(6) 04/30/06	(7) 05/31/06	(8) 06/30/06	(9) 07/31/06	(10) 08/31/06	(11) 09/30/06	(12) 10/31/06	(13) 11/30/06	(14) 12/31/06	(15) Average Balance
1		INTANGIBLE PLANT														
2	301.1	Organization	0	0	0	0	0	0	0	0	0	0	0	0	0	0
3	302.1	Franchises	(3)	(2)	(1)	(0)	0	1	2	3	4	5	6	7	8	2
4	339.1	Other Plant & Misc. Equipment	0	0	0	0	0	0	0	0	0	0	0	0	0	0
5		SOURCE OF SUPPLY & PUMPING PLANT														
6	303.2	Land & Land Rights	0	0	0	0	0	0	0	0	0	0	0	0	0	0
7	304.2	Structures & Improvements	0	0	0	0	0	0	0	0	0	0	0	0	0	0
8	305.2	Collect. & Impound Reservoirs	0	0	0	0	0	0	0	0	0	0	0	0	0	0
9	306.2	Lake, River & Other Intakes	0	0	0	0	0	0	0	0	0	0	0	0	0	0
10	307.2	Wells & Springs	0	0	0	0	0	0	0	0	0	0	0	0	0	0
11	308.2	Infiltration Galleries & Tunnels	0	0	0	0	0	0	0	0	0	0	0	0	0	0
12	309.2	Supply Mains	5,904	5,923	5,941	5,960	5,978	5,997	6,015	6,034	6,052	6,071	6,089	6,108	6,127	6,015
13	310.2	Power Generation Equipment	0	0	0	0	0	0	0	0	0	0	0	0	0	0
14	311.2	Pumping Equipment	0	0	0	0	0	0	0	0	0	0	0	0	0	0
15	339.2	Other Plant & Misc. Equipment	0	0	0	0	0	0	0	0	0	0	0	0	0	0
16		WATER TREATMENT PLANT														
17	303.3	Land & Land Rights	0	0	0	0	0	0	0	0	0	0	0	0	0	0
18	304.3	Structures & Improvements	0	0	0	0	0	0	0	0	0	0	0	0	0	0
19	311.3	Pumping Equipment	0	0	0	0	0	0	0	0	0	0	0	0	0	0
20	320.3	Water Treatment Equipment	0	0	0	0	0	0	0	0	0	0	0	0	0	0
21	339.3	Other Plant & Misc. Equipment	0	0	0	0	0	0	0	0	0	0	0	0	0	0
22		TRANSMISSION & DISTRIBUTION PLANT														
23	303.4	Land & Land Rights	0	0	0	0	0	0	0	0	0	0	0	0	0	0
24	304.4	Structures & Improvements	0	0	0	0	0	0	0	0	0	0	0	0	0	0
25	311.4	Pumping Equipment	0	0	0	0	0	0	0	0	0	0	0	0	0	0
26	330.4	Distr. Reservoirs & Standpipes	0	0	0	0	0	0	0	0	0	0	0	0	0	0
27	331.4	Transm. & Distribution Mains	17,375	17,430	17,485	17,539	17,594	17,652	17,491	17,548	17,605	17,007	17,063	17,119	17,175	17,391
28	333.4	Services	3,286	3,303	3,320	3,336	3,353	3,370	3,387	3,403	3,420	3,437	3,453	3,470	3,487	3,387
29	334.4	Meters & Meter Installations	5,517	5,590	5,662	5,735	5,807	5,880	5,736	5,809	5,883	5,740	5,815	5,890	5,748	5,755
30	335.4	Hydrants	0	0	0	0	0	0	0	0	0	0	0	0	0	0
31	336.4	Backflow Prevention	0	0	0	0	0	0	0	0	0	0	0	0	0	0
32	339.4	Other Plant & Misc. Equipment	0	0	0	0	0	0	0	0	0	0	0	0	0	0
33		GENERAL PLANT														
34	303.5	Land & Land Rights	0	0	0	0	0	0	0	0	0	0	0	0	0	0
35	304.5	Structures & Improvements	0	0	0	0	0	0	0	0	0	0	0	0	0	0
36	340.5	Office Furniture & Equipment	0	0	0	0	0	0	0	0	0	0	0	0	0	0
37	340.51	Computer Equipment	0	0	0	0	0	0	0	0	0	0	0	0	0	0
38	341.5	Transportation Equipment	0	0	0	0	0	0	0	0	0	0	0	0	0	0
39	342.5	Stores Equipment	0	0	0	0	0	0	0	0	0	0	0	0	0	0
40	343.5	Tools, Shop & Garage Equipment	0	0	0	0	0	0	0	0	0	0	0	0	0	0
41	344.5	Laboratory Equipment	0	0	0	0	0	0	0	0	0	0	0	0	0	0
42	345.5	Power Operated Equipment	0	0	0	0	0	0	0	0	0	0	0	0	0	0
43	346.5	Communication Equipment	240	245	249	254	258	263	267	271	276	280	285	289	294	267
44	347.5	Miscellaneous Equipment	0	0	0	0	0	0	0	0	0	0	0	0	0	0
45	348.5	Other Tangible Plant	0	0	0	0	0	0	0	0	0	0	0	0	0	0
46		TOTAL	32,320	32,488	32,656	32,824	32,992	33,162	32,897	33,069	33,240	32,540	32,712	32,883	32,837	32,817
			TRUE													33,055.21

46a

Schedule of Water Accumulated Depreciation By Primary Account

Florida Public Service Commission

Test Year Average balance

Schedule: A-9

Holiday Haven

Page: 4 of 5

Docket No. 060368-WS

Preparer: Robert M. Griffin

Schedule Year Ending 12/31/06

Historical [] Projected [X]

Explanation: Provide the month ending Adjusted balances for Water Accumulated Depreciation by primary account for each month of the Intermediate Year and the ending balance for the prior year.

Line No.	Acct No.	(1) Account Name	(2) Prior Year 12/31/05	(3) Jan	(4) Feb	(5) Mar	(6) Apr	(7) May	(8) Jun	(9) Jul	(10) Aug	(11) Sep	(12) Oct	(13) Nov	(14) Dec	(15) Average Balance
1		INTANGIBLE PLANT														
2	301.1	Organization	0	0	0	0	0	0	0	0	0	0	0	0	0	0
3	302.1	Franchises	(3)	(2)	(1)	(0)	0	1	2	3	4	5	6	7	8	2
4	339.1	Other Plant & Misc. Equipment	0	0	0	0	0	0	0	0	0	0	0	0	0	0
5		SOURCE OF SUPPLY & PUMPING PLANT														
6	303.2	Land & Land Rights	0	0	0	0	0	0	0	0	0	0	0	0	0	0
7	304.2	Structures & Improvements	0	0	0	0	0	0	0	0	0	0	0	0	0	0
8	305.2	Collect. & Impound Reservoirs	0	0	0	0	0	0	0	0	0	0	0	0	0	0
9	306.2	Lake, River & Other Intakes	0	0	0	0	0	0	0	0	0	0	0	0	0	0
10	307.2	Wells & Springs	0	0	0	0	0	0	0	0	0	0	0	0	0	0
11	308.2	Infiltration Galleries & Tunnels	0	0	0	0	0	0	0	0	0	0	0	0	0	0
12	309.2	Supply Mains	5,904	5,923	5,941	5,960	5,978	5,997	6,015	6,034	6,052	6,071	6,089	6,108	6,127	6,015
13	310.2	Power Generation Equipment	0	0	0	0	0	0	0	0	0	0	0	0	0	0
14	311.2	Pumping Equipment	0	0	0	0	0	0	0	0	0	0	0	0	0	0
15	339.2	Other Plant & Misc. Equipment	0	0	0	0	0	0	0	0	0	0	0	0	0	0
16		WATER TREATMENT PLANT														
17	303.3	Land & Land Rights	0	0	0	0	0	0	0	0	0	0	0	0	0	0
18	304.3	Structures & Improvements	0	0	0	0	0	0	0	0	0	0	0	0	0	0
19	311.3	Pumping Equipment	0	0	0	0	0	0	0	0	0	0	0	0	0	0
20	320.3	Water Treatment Equipment	0	0	0	0	0	0	0	0	0	0	0	0	0	0
21	339.3	Other Plant & Misc. Equipment	0	0	0	0	0	0	0	0	0	0	0	0	0	0
22		TRANSMISSION & DISTRIBUTION PLANT														
23	303.4	Land & Land Rights	0	0	0	0	0	0	0	0	0	0	0	0	0	0
24	304.4	Structures & Improvements	0	0	0	0	0	0	0	0	0	0	0	0	0	0
25	311.4	Pumping Equipment	0	0	0	0	0	0	0	0	0	0	0	0	0	0
26	330.4	Distr. Reservoirs & Standpipes	0	0	0	0	0	0	0	0	0	0	0	0	0	0
27	331.4	Transm. & Distribution Mains	17,375	17,430	17,485	17,539	17,594	17,652	17,491	17,548	17,605	17,007	17,063	17,119	17,175	17,391
28	333.4	Services	3,286	3,303	3,320	3,336	3,353	3,370	3,387	3,403	3,420	3,437	3,453	3,470	3,487	3,387
29	334.4	Meters & Meter Installations	5,517	5,590	5,662	5,735	5,807	5,880	5,736	5,809	5,883	5,740	5,815	5,890	5,748	5,755
30	335.4	Hydrants	0	0	0	0	0	0	0	0	0	0	0	0	0	0
31	336.4	Backflow Prevention	0	0	0	0	0	0	0	0	0	0	0	0	0	0
32	339.4	Other Plant & Misc. Equipment	0	0	0	0	0	0	0	0	0	0	0	0	0	0
33		GENERAL PLANT														
34	303.5	Land & Land Rights	0	0	0	0	0	0	0	0	0	0	0	0	0	0
35	304.5	Structures & Improvements	0	0	0	0	0	0	0	0	0	0	0	0	0	0
36	340.5	Office Furniture & Equipment	0	0	0	0	0	0	0	0	0	0	0	0	0	0
37	340.51	Computer Equipment	50	70	90	112	134	163	193	223	253	284	314	344	415	203
38	341.5	Transportation Equipment	0	0	0	0	0	0	0	0	0	0	0	0	0	0
39	342.5	Stores Equipment	0	0	0	0	0	0	0	0	0	0	0	0	0	0
40	343.5	Tools, Shop & Garage Equipment	0	0	0	0	0	0	0	0	0	0	0	0	0	0
41	344.5	Laboratory Equipment	0	0	0	0	0	0	0	0	0	0	0	0	0	0
42	345.5	Power Operated Equipment	0	0	0	0	0	0	0	0	0	0	0	0	0	0
43	346.5	Communication Equipment	240	245	249	254	258	263	267	271	276	280	285	289	294	267
44	347.5	Miscellaneous Equipment	0	0	0	0	0	0	0	0	0	0	0	0	0	0
45	348.5	Other Tangible Plant	0	0	0	0	0	0	0	0	0	0	0	0	0	0
46		TOTAL	32,369	32,558	32,746	32,936	33,125	33,325	33,090	33,292	33,494	32,824	33,025	33,227	33,252	33,020
47		Subtotal Land & Land Rights	0	0	0	0	0	0	0	0	0	0	0	0	0	0

46

Schedule of Water Accumulated Depreciation By Primary Account- 2007
 Adjusted 2007 UPIS Balances for Depn Exp Calc

Florida Public Service Commission

Holiday Haven - Water
 Docket No. 060368-W5
 Schedule Year Ended: 2007
 Historic [] or Projected [x]

Explanation: Provide Adjusted UPIS balances by account for the period beginning 12/31/06 through the year ended 12/31/07.

Schedule: A-9
 Page: UPIS 4 of 8
 Preparer: <name>

Line No.	Acct No.	(1) Account Name	(2) 12/31/06	(3) 01/31/07	(4) 02/29/07	(5) 03/31/07	(6) 04/30/07	(7) 05/31/07	(8) 06/30/07	(9) 07/31/07	(10) 08/31/07	(11) 09/30/07	(12) 10/31/07	(13) 11/30/07	(14) 12/31/07	(15) Average Balance
1		INTANGIBLE PLANT														
2	301.1	Organization	0	0	0	0	0	0	0	0	0	0	0	0	0	0
3	302.1	Franchises	425	425	425	425	425	425	425	425	425	425	425	425	425	425
4	339.1	Other Plant & Misc. Equipment	0	0	0	0	0	0	0	0	0	0	0	0	0	0
5		SOURCE OF SUPPLY & PUMPING PLANT														
6	303.2	Land & Land Rights	260	260	260	260	260	260	260	260	260	260	260	260	260	260
7	304.2	Structures & Improvements	0	0	0	0	0	0	0	0	0	0	0	0	0	0
8	305.2	Collect. & Impound Reservoirs	0	0	0	0	0	0	0	0	0	0	0	0	0	0
9	306.2	Lake, River & Other Intakes	0	0	0	0	0	0	0	0	0	0	0	0	0	0
10	307.2	Wells & Springs	0	0	0	0	0	0	0	0	0	0	0	0	0	0
11	308.2	Infiltration Galleries & Tunnels	0	0	0	0	0	0	0	0	0	0	0	0	0	0
12	309.2	Supply Mains	7,777	7,777	7,777	7,777	7,777	7,777	7,777	7,777	7,777	7,777	7,777	7,777	7,777	7,777
13	310.2	Power Generation Equipment	0	0	0	0	0	0	0	0	0	0	0	0	0	0
14	311.2	Pumping Equipment	0	0	0	0	0	0	0	0	0	0	0	0	0	0
15	339.2	Other Plant & Misc. Equipment	0	0	0	0	0	0	0	0	0	0	0	0	0	0
16		WATER TREATMENT PLANT														
17	303.3	Land & Land Rights	0	0	0	0	0	0	0	0	0	0	0	0	0	0
18	304.3	Structures & Improvements	0	0	0	0	0	0	0	0	0	0	0	0	0	0
19	311.3	Pumping Equipment	0	0	0	0	0	0	0	0	0	0	0	0	0	0
20	320.3	Water Treatment Equipment	0	0	0	0	0	0	0	0	0	0	0	0	0	0
21	339.3	Other Plant & Misc. Equipment	0	0	0	0	0	0	0	0	0	0	0	0	0	0
22		TRANSMISSION & DISTRIBUTION PLANT														
23	303.4	Land & Land Rights	0	0	0	0	0	0	0	0	0	0	0	0	0	0
24	304.4	Structures & Improvements	0	0	0	0	0	0	0	0	0	0	0	0	0	0
25	311.4	Pumping Equipment	0	0	0	0	0	0	0	0	0	0	0	0	0	0
26	330.4	Distr. Reservoirs & Standpipes	0	0	0	0	0	0	0	0	0	0	0	0	0	0
27	331.4	Transm. & Distribution Mains	28,756	28,756	28,756	29,870	29,870	29,870	30,984	30,984	30,984	32,098	32,098	32,098	33,212	30,641
28	333.4	Services	8,031	8,031	8,031	8,031	8,031	8,031	8,031	8,031	8,031	8,031	8,031	8,031	8,031	8,031
29	334.4	Meters & Meter Installations	18,260	18,260	18,260	18,471	18,471	18,471	18,682	18,682	18,682	18,893	18,893	18,893	19,104	18,617
30	335.4	Hydrants	0	0	0	0	0	0	0	0	0	0	0	0	0	0
31	336.4	Backflow Prevention	0	0	0	0	0	0	0	0	0	0	0	0	0	0
32	339.4	Other Plant & Misc. Equipment	0	0	0	0	0	0	0	0	0	0	0	0	0	0
33		GENERAL PLANT														
34	303.5	Land & Land Rights	0	0	0	0	0	0	0	0	0	0	0	0	0	0
35	304.5	Structures & Improvements	0	0	0	0	0	0	0	0	0	0	0	0	0	0
36	340.5	Office Furniture & Equipment	0	0	0	0	0	0	0	0	0	0	0	0	0	0
37	340.51	Computer Equipment	0	0	0	0	0	0	0	0	0	0	0	0	0	0
38	341.5	Transportation Equipment	0	0	0	0	0	0	0	0	0	0	0	0	0	0
39	342.5	Stores Equipment	0	0	0	0	0	0	0	0	0	0	0	0	0	0
40	343.5	Tools, Shop & Garage Equipment	0	0	0	0	0	0	0	0	0	0	0	0	0	0
41	344.5	Laboratory Equipment	0	0	0	0	0	0	0	0	0	0	0	0	0	0
42	345.5	Power Operated Equipment	0	0	0	0	0	0	0	0	0	0	0	0	0	0
43	346.5	Communication Equipment	535	535	535	535	535	535	535	535	535	535	535	535	535	535
44	347.5	Miscellaneous Equipment	0	0	0	0	0	0	0	0	0	0	0	0	0	0
45	348.5	Other Tangible Plant	0	0	0	0	0	0	0	0	0	0	0	0	0	0
46		TOTAL	64,044	64,044	64,044	65,369	65,369	65,369	66,694	66,694	66,694	68,019	68,019	68,019	69,344	66,286

47

Schedule of Water Accumulated Depreciation By Primary Account - 2007													Florida Public Service Commission			
Depreciation Rates for UPIS Water Accounts-2007													Schedule: A-9			
This Schedule shows the Depreciation rates based on Guideline Lives													Page: 2b			
Holiday Haven - Water													Preparer: <name>			
Docket No. 060368-WS																
Schedule Year Ended: 2007																
Historic [] or Projected [x]																
Line No.	Acct No.	(1) Account Name	(2) Annual Rate	(3) Jan	(4) Feb	(5) Mar	(6) Apr	(7) Monthly Rates	(8) Jun	(9) Jul	(10) Aug	(11) Sep	(12) Oct	(13) Nov	(14) Dec	
1		INTANGIBLE PLANT														
2	301.1	Organization	2.50%	0.21%	0.21%	0.21%	0.21%	0.21%	0.21%	0.21%	0.21%	0.21%	0.21%	0.21%	0.21%	
3	302.1	Franchises	2.50%	0.21%	0.21%	0.21%	0.21%	0.21%	0.21%	0.21%	0.21%	0.21%	0.21%	0.21%	0.21%	
4	339.1	Other Plant & Misc. Equipment	0.00%	0.00%	0.00%	0.00%	0.00%	0.00%	0.00%	0.00%	0.00%	0.00%	0.00%	0.00%	0.00%	
5		SOURCE OF SUPPLY & PUMPING PLANT														
6	303.2	Land & Land Rights		0.26%	0.26%	0.26%	0.26%	0.26%	0.26%	0.26%	0.26%	0.26%	0.26%	0.26%	0.26%	
7	304.2	Structures & Improvements	3.13%	0.17%	0.17%	0.17%	0.17%	0.17%	0.17%	0.17%	0.17%	0.17%	0.17%	0.17%	0.17%	
8	305.2	Collect. & Impound Reservoirs	2.00%	0.21%	0.21%	0.21%	0.21%	0.21%	0.21%	0.21%	0.21%	0.21%	0.21%	0.21%	0.21%	
9	306.2	Lake, River & Other Intakes	2.50%	0.21%	0.21%	0.21%	0.21%	0.21%	0.21%	0.21%	0.21%	0.21%	0.21%	0.21%	0.21%	
10	307.2	Wells & Springs	3.33%	0.28%	0.28%	0.28%	0.28%	0.28%	0.28%	0.28%	0.28%	0.28%	0.28%	0.28%	0.28%	
11	308.2	Infiltration Galleries & Tunnels	2.50%	0.21%	0.21%	0.21%	0.21%	0.21%	0.21%	0.21%	0.21%	0.21%	0.21%	0.21%	0.21%	
12	309.2	Supply Mains	2.86%	0.24%	0.24%	0.24%	0.24%	0.24%	0.24%	0.24%	0.24%	0.24%	0.24%	0.24%	0.24%	
13	310.2	Power Generation Equipment	5.00%	0.42%	0.42%	0.42%	0.42%	0.42%	0.42%	0.42%	0.42%	0.42%	0.42%	0.42%	0.42%	
14	311.2	Pumping Equipment	5.00%	0.42%	0.42%	0.42%	0.42%	0.42%	0.42%	0.42%	0.42%	0.42%	0.42%	0.42%	0.42%	
15	339.2	Other Plant & Misc. Equipment	5.56%	0.46%	0.46%	0.46%	0.46%	0.46%	0.46%	0.46%	0.46%	0.46%	0.46%	0.46%	0.46%	
16		WATER TREATMENT PLANT														
17	303.3	Land & Land Rights		0.26%	0.26%	0.26%	0.26%	0.26%	0.26%	0.26%	0.26%	0.26%	0.26%	0.26%	0.26%	
18	304.3	Structures & Improvements	3.13%	0.26%	0.26%	0.26%	0.26%	0.26%	0.26%	0.26%	0.26%	0.26%	0.26%	0.26%	0.26%	
19	311.3	Pumping Equipment	5.00%	0.42%	0.42%	0.42%	0.42%	0.42%	0.42%	0.42%	0.42%	0.42%	0.42%	0.42%	0.42%	
20	320.3	Water Treatment Equipment	4.55%	0.38%	0.38%	0.38%	0.38%	0.38%	0.38%	0.38%	0.38%	0.38%	0.38%	0.38%	0.38%	
21	339.3	Other Plant & Misc. Equipment	5.56%	0.46%	0.46%	0.46%	0.46%	0.46%	0.46%	0.46%	0.46%	0.46%	0.46%	0.46%	0.46%	
22		TRANSMISSION & DISTRIBUTION PLANT														
23	303.4	Land & Land Rights		0.26%	0.26%	0.26%	0.26%	0.26%	0.26%	0.26%	0.26%	0.26%	0.26%	0.26%	0.26%	
24	304.4	Structures & Improvements	5.00%	0.42%	0.42%	0.42%	0.42%	0.42%	0.42%	0.42%	0.42%	0.42%	0.42%	0.42%	0.42%	
25	311.4	Pumping Equipment	2.70%	0.23%	0.23%	0.23%	0.23%	0.23%	0.23%	0.23%	0.23%	0.23%	0.23%	0.23%	0.23%	
26	330.4	Dist. Reservoirs & Standpipes	2.33%	0.19%	0.19%	0.19%	0.19%	0.19%	0.19%	0.19%	0.19%	0.19%	0.19%	0.19%	0.19%	
27	331.4	Transm. & Distribution Mains	2.50%	0.21%	0.21%	0.21%	0.21%	0.21%	0.21%	0.21%	0.21%	0.21%	0.21%	0.21%	0.21%	
28	333.4	Services	5.00%	0.42%	0.42%	0.42%	0.42%	0.42%	0.42%	0.42%	0.42%	0.42%	0.42%	0.42%	0.42%	
29	334.4	Meters & Meter Installations	2.22%	0.19%	0.19%	0.19%	0.19%	0.19%	0.19%	0.19%	0.19%	0.19%	0.19%	0.19%	0.19%	
30	335.4	Hydrants	6.67%	0.56%	0.56%	0.56%	0.56%	0.56%	0.56%	0.56%	0.56%	0.56%	0.56%	0.56%	0.56%	
31	336.4	Backflow Prevention	4.00%	0.33%	0.33%	0.33%	0.33%	0.33%	0.33%	0.33%	0.33%	0.33%	0.33%	0.33%	0.33%	
32	339.4	Other Plant & Misc. Equipment														
33		GENERAL PLANT														
34	303.5	Land & Land Rights		0.21%	0.21%	0.21%	0.21%	0.21%	0.21%	0.21%	0.21%	0.21%	0.21%	0.21%	0.21%	
35	304.5	Structures & Improvements	6.67%	0.56%	0.56%	0.56%	0.56%	0.56%	0.56%	0.56%	0.56%	0.56%	0.56%	0.56%	0.56%	
36	340.5	Office Furniture & Equipment	16.67%	1.39%	1.39%	1.39%	1.39%	1.39%	1.39%	1.39%	1.39%	1.39%	1.39%	1.39%	1.39%	
37	340.51	Computer Equipment	16.67%	1.39%	1.39%	1.39%	1.39%	1.39%	1.39%	1.39%	1.39%	1.39%	1.39%	1.39%	1.39%	
38	341.5	Transportation Equipment	6.25%	0.52%	0.52%	0.52%	0.52%	0.52%	0.52%	0.52%	0.52%	0.52%	0.52%	0.52%	0.52%	
39	342.5	Stores Equipment	6.25%	0.52%	0.52%	0.52%	0.52%	0.52%	0.52%	0.52%	0.52%	0.52%	0.52%	0.52%	0.52%	
40	343.5	Tools, Shop & Garage Equipment	6.67%	0.56%	0.56%	0.56%	0.56%	0.56%	0.56%	0.56%	0.56%	0.56%	0.56%	0.56%	0.56%	
41	344.5	Laboratory Equipment	8.33%	0.69%	0.69%	0.69%	0.69%	0.69%	0.69%	0.69%	0.69%	0.69%	0.69%	0.69%	0.69%	
42	345.5	Power Operated Equipment	10.00%	0.83%	0.83%	0.83%	0.83%	0.83%	0.83%	0.83%	0.83%	0.83%	0.83%	0.83%	0.83%	
43	346.5	Communication Equipment	6.67%	0.56%	0.56%	0.56%	0.56%	0.56%	0.56%	0.56%	0.56%	0.56%	0.56%	0.56%	0.56%	
44	347.5	Miscellaneous Equipment	10.00%	0.83%	0.83%	0.83%	0.83%	0.83%	0.83%	0.83%	0.83%	0.83%	0.83%	0.83%	0.83%	
45	348.5	Other Tangible Plant														

48

Schedule of Water Accumulated Depreciation By Primary Account- 2007
 Depreciation Expense- 2007

Florida Public Service Commission

Holiday Haven - Water
 Docket No. 060368-WS
 Schedule Year Ended: 2007
 Historic [] or Projected [x]

Explanation: Provide the monthly Depreciation Expense for 2007

Schedule: A-9
 Page: 6 of 8
 Preparer: <name>

Line No.	Acct No	(1) AccountName	(2)	(3) Jan	(4) Feb	(5) Mar	(6) Apr	(7) May	(8) Jun	(9) Jul	(10) Aug	(11) Sep	(12) Oct	(13) Nov	(14) Dec	(15) 2007 Total
1		INTANGIBLE PLANT														
2	301.1	Organization		0	0	0	0	0	0	0	0	0	0	0	0	0
3	302.1	Franchises		1	1	1	1	1	1	1	1	1	1	1	1	11
4	339.1	Other Plant & Misc. Equipment		0	0	0	0	0	0	0	0	0	0	0	0	0
5		SOURCE OF SUPPLY & PUMPING PLANT														
6	303.2	Land & Land Rights		0	0	0	0	0	0	0	0	0	0	0	0	0
7	304.2	Structures & Improvements		0	0	0	0	0	0	0	0	0	0	0	0	0
8	305.2	Collect. & Impound Reservoirs		0	0	0	0	0	0	0	0	0	0	0	0	0
9	306.2	Lake, River & Other Intakes		0	0	0	0	0	0	0	0	0	0	0	0	0
10	307.2	Wells & Springs		0	0	0	0	0	0	0	0	0	0	0	0	0
11	308.2	Infiltration Galleries & Tunnels		0	0	0	0	0	0	0	0	0	0	0	0	0
12	309.2	Supply Mains		19	19	19	19	19	19	19	19	19	19	19	19	222
13	310.2	Power Generation Equipment		0	0	0	0	0	0	0	0	0	0	0	0	0
14	311.2	Pumping Equipment		0	0	0	0	0	0	0	0	0	0	0	0	0
15	339.2	Other Plant & Misc. Equipment		0	0	0	0	0	0	0	0	0	0	0	0	0
16		WATER TREATMENT PLANT														
17	303.3	Land & Land Rights		0	0	0	0	0	0	0	0	0	0	0	0	0
18	304.3	Structures & Improvements		0	0	0	0	0	0	0	0	0	0	0	0	0
19	311.3	Pumping Equipment		0	0	0	0	0	0	0	0	0	0	0	0	0
20	320.3	Water Treatment Equipment		0	0	0	0	0	0	0	0	0	0	0	0	0
21	339.3	Other Plant & Misc. Equipment		0	0	0	0	0	0	0	0	0	0	0	0	0
22		TRANSMISSION & DISTRIBUTION PLANT														
23	303.4	Land & Land Rights		0	0	0	0	0	0	0	0	0	0	0	0	0
24	304.4	Structures & Improvements		0	0	0	0	0	0	0	0	0	0	0	0	0
25	311.4	Pumping Equipment		0	0	0	0	0	0	0	0	0	0	0	0	0
26	330.4	Distr. Reservoirs & Standpipes		0	0	0	0	0	0	0	0	0	0	0	0	0
27	331.4	Transm. & Distribution Mains		56	56	58	58	58	60	60	60	62	62	62	64	716
28	333.4	Services		17	17	17	17	17	17	17	17	17	17	17	17	201
29	334.4	Meters & Meter Installations		76	76	77	77	77	78	78	78	79	79	79	80	932
30	335.4	Hydrants		0	0	0	0	0	0	0	0	0	0	0	0	0
31	336.4	Backflow Prevention		0	0	0	0	0	0	0	0	0	0	0	0	0
32	339.4	Other Plant & Misc. Equipment		0	0	0	0	0	0	0	0	0	0	0	0	0
33		GENERAL PLANT														
34	303.5	Land & Land Rights		0	0	0	0	0	0	0	0	0	0	0	0	0
35	304.5	Structures & Improvements		0	0	0	0	0	0	0	0	0	0	0	0	0
36	340.5	Office Furniture & Equipment		0	0	0	0	0	0	0	0	0	0	0	0	0
37	340.51	Computer Equipment		0	0	0	0	0	0	0	0	0	0	0	0	0
38	341.5	Transportation Equipment		0	0	0	0	0	0	0	0	0	0	0	0	0
39	342.5	Stores Equipment		0	0	0	0	0	0	0	0	0	0	0	0	0
40	343.5	Tools, Shop & Garage Equipment		0	0	0	0	0	0	0	0	0	0	0	0	0
41	344.5	Laboratory Equipment		0	0	0	0	0	0	0	0	0	0	0	0	0
42	345.5	Power Operated Equipment		0	0	0	0	0	0	0	0	0	0	0	0	0
43	346.5	Communication Equipment		4	4	4	4	4	4	4	4	4	4	4	4	54
44	347.5	Miscellaneous Equipment		0	0	0	0	0	0	0	0	0	0	0	0	0
45	348.5	Other Tangible Plant		0	0	0	0	0	0	0	0	0	0	0	0	0
46		TOTAL		172	172	175	175	175	178	178	178	182	182	182	185	2,135.68
																2,135.68

b7

Schedule of Water Accumulated Depreciation By Primary Account- 2007
Retirements- 2007

Florida Public Service Commission

Holiday Haven - Water
Docket No. 060368-WS
Schedule Year Ended: 2007
Historic [] or Projected [x]

Explanation: Provide Retirements for 2007

Schedule: A-9
Page: 7 of 8
Preparer: <name>

Line No.	Acct No.	(1) AccountName	(2) - (13)												(14)	(15)
			(3) Jan	(4) Feb	(5) Mar	(6) Apr	(7) May	(8) Jun	(9) Jul	(10) Aug	(11) Sep	(12) Oct	(13) Nov	Test Year End Dec	2007 Total	
1		INTANGIBLE PLANT														
2	301.1	Organization	0	0	0	0	0	0	0	0	0	0	0	0	0	0
3	302.1	Franchises	0	0	0	0	0	0	0	0	0	0	0	0	0	0
4	339.1	Other Plant & Misc. Equipment	0	0	0	0	0	0	0	0	0	0	0	0	0	0
5		SOURCE OF SUPPLY & PUMPING PLANT														
6	303.2	Land & Land Rights	0	0	0	0	0	0	0	0	0	0	0	0	0	0
7	304.2	Structures & Improvements	0	0	0	0	0	0	0	0	0	0	0	0	0	0
8	305.2	Collect. & Impound Reservoirs	0	0	0	0	0	0	0	0	0	0	0	0	0	0
9	306.2	Lake, River & Other Intakes	0	0	0	0	0	0	0	0	0	0	0	0	0	0
10	307.2	Wells & Springs	0	0	0	0	0	0	0	0	0	0	0	0	0	0
11	308.2	Infiltration Galleries & Tunnels	0	0	0	0	0	0	0	0	0	0	0	0	0	0
12	309.2	Supply Mains	0	0	0	0	0	0	0	0	0	0	0	0	0	0
13	310.2	Power Generation Equipment	0	0	0	0	0	0	0	0	0	0	0	0	0	0
14	311.2	Pumping Equipment	0	0	0	0	0	0	0	0	0	0	0	0	0	0
15	339.2	Other Plant & Misc. Equipment	0	0	0	0	0	0	0	0	0	0	0	0	0	0
16		WATER TREATMENT PLANT														
17	303.3	Land & Land Rights	0	0	0	0	0	0	0	0	0	0	0	0	0	0
18	304.3	Structures & Improvements	0	0	0	0	0	0	0	0	0	0	0	0	0	0
19	311.3	Pumping Equipment	0	0	0	0	0	0	0	0	0	0	0	0	0	0
20	320.3	Water Treatment Equipment	0	0	0	0	0	0	0	0	0	0	0	0	0	0
21	339.3	Other Plant & Misc. Equipment	0	0	0	0	0	0	0	0	0	0	0	0	0	0
22		TRANSMISSION & DISTRIBUTION PLANT														
23	303.4	Land & Land Rights	0	0	0	0	0	0	0	0	0	0	0	0	0	0
24	304.4	Structures & Improvements	0	0	0	0	0	0	0	0	0	0	0	0	0	0
25	311.4	Pumping Equipment	0	0	0	0	0	0	0	0	0	0	0	0	0	0
26	330.4	Distr. Reservoirs & Standpipes	0	0	0	0	0	0	0	0	0	0	0	0	0	0
27	331.4	Transm. & Distribution Mains	0	0	(136)	0	0	(136)	0	0	(136)	0	0	(136)	0	(544)
28	333.4	Services	0	0	0	0	0	0	0	0	0	0	0	0	0	0
29	334.4	Meters & Meter Installations	0	0	(164)	0	0	(164)	0	0	(164)	0	0	(164)	0	(656)
30	335.4	Hydrants	0	0	0	0	0	0	0	0	0	0	0	0	0	0
31	336.4	Backflow Prevention	0	0	0	0	0	0	0	0	0	0	0	0	0	0
32	339.4	Other Plant & Misc. Equipment	0	0	0	0	0	0	0	0	0	0	0	0	0	0
33		GENERAL PLANT														
34	303.5	Land & Land Rights	0	0	0	0	0	0	0	0	0	0	0	0	0	0
35	304.5	Structures & Improvements	0	0	0	0	0	0	0	0	0	0	0	0	0	0
36	340.5	Office Furniture & Equipment	0	0	0	0	0	0	0	0	0	0	0	0	0	0
37	340.51	Computer Equipment	0	0	0	0	0	0	0	0	0	0	0	0	0	0
38	341.5	Transportation Equipment	0	0	0	0	0	0	0	0	0	0	0	0	0	0
39	342.5	Stores Equipment	0	0	0	0	0	0	0	0	0	0	0	0	0	0
40	343.5	Tools, Shop & Garage Equipment	0	0	0	0	0	0	0	0	0	0	0	0	0	0
41	344.5	Laboratory Equipment	0	0	0	0	0	0	0	0	0	0	0	0	0	0
42	345.5	Power Operated Equipment	0	0	0	0	0	0	0	0	0	0	0	0	0	0
43	346.5	Communication Equipment	0	0	0	0	0	0	0	0	0	0	0	0	0	0
44	347.5	Miscellaneous Equipment	0	0	0	0	0	0	0	0	0	0	0	0	0	0
45	348.5	Other Tangible Plant	0	0	0	0	0	0	0	0	0	0	0	0	0	0
46		TOTAL	0	0	(300)	0	0	(300)	0	0	(300)	0	0	(300)	0	(1,200)

50

Schedule of Water Accumulated Depreciation By Primary Account- 2007
 Adjustments to Accumulated Depreciation-2007

Florida Public Service Commission

Holiday Haven - Water
 Docket No. 060368-WS
 Schedule Year Ended: 2007
 Historic [] or Projected [x]

Explanation: Provide Adjustments to the Accumulated Depreciation Balances in
 Amendatory Order other than changes resulting from Depreciation Expense,
 or Plant Retirements.

Schedule: A-9
 Page: 8 of 8
 Preparer: <name>

Line No.	Acct No.	(1) AccountName	(2)	(3)	(4)	(5)	(6)	(7)	(8)	(9)	(10)	(11)	(12)	(13)	(14)	(15) 2007 Total
			Jan	Feb	Mar	Apr	May	Jun	Jul	Aug	Sep	Oct	Nov	Dec		
1		INTANGIBLE PLANT														0
2	301.1	Organization														0
3	302.1	Franchises														0
4	339.1	Other Plant & Misc. Equipment														0
5		SOURCE OF SUPPLY & PUMPING PLANT														0
6	303.2	Land & Land Rights														0
7	304.2	Structures & Improvements														0
8	305.2	Collect. & Impound Reservoirs														0
9	306.2	Lake, River & Other Intakes														0
10	307.2	Wells & Springs														0
11	308.2	Infiltration Galleries & Tunnels														0
12	309.2	Supply Mains														0
13	310.2	Power Generation Equipment														0
14	311.2	Pumping Equipment														0
15	339.2	Other Plant & Misc. Equipment														0
16		WATER TREATMENT PLANT														0
17	303.3	Land & Land Rights														0
18	304.3	Structures & Improvements														0
19	311.3	Pumping Equipment														0
20	320.3	Water Treatment Equipment														0
21	339.3	Other Plant & Misc. Equipment														0
22		TRANSMISSION & DISTRIBUTION PLANT														0
23	303.4	Land & Land Rights														0
24	304.4	Structures & Improvements														0
25	311.4	Pumping Equipment														0
26	330.4	Distr. Reservoirs & Standpipes														0
27	331.4	Transm. & Distribution Mains														0
28	333.4	Services														0
29	334.4	Meters & Meter Installations														0
30	335.4	Hydrants														0
31	336.4	Backflow Prevention														0
32	339.4	Other Plant & Misc. Equipment														0
33		GENERAL PLANT														0
34	303.5	Land & Land Rights														0
35	304.5	Structures & Improvements														0
36	340.5	Office Furniture & Equipment														0
37	340.51	Computer Equipment														0
38	341.5	Transportation Equipment														0
39	342.5	Stores Equipment														0
40	343.5	Tools, Shop & Garage Equipment														0
41	344.5	Laboratory Equipment														0
42	345.5	Power Operated Equipment														0
43	346.5	Communication Equipment														0
44	347.5	Miscellaneous Equipment														0
45	348.5	Other Tangible Plant														0
46		TOTAL	0	0	0	0	0	0	0	0	0	0	0	0	0	0

51

Schedule of Water Accumulated Depreciation By Primary Account- 2007

Adjusted Accumulated Depreciation Balances - December 2006 through December 2007

Florida Public Service Commission

Holiday Haven - Water
 Docket No. 060368-WS
 Schedule Year Ended: 2007
 Historic or Projected

Explanation: Provide Adjusted Accumulated Depreciation balances by account for the period beginning 12/31/06 through the year ended 12/31/07, and 13 month averages.

Schedule: A-9
 Page: 4 of 8
 Preparer: <name>

Line No	Acct No	(1) Account Name	(2) 12/31/06	(3) 01/31/07	(4) 02/28/07	(5) 03/31/07	(6) 04/30/07	(7) 05/31/07	(8) 06/30/07	(9) 07/31/07	(10) 08/31/07	(11) 09/30/07	(12) 10/31/07	(13) 11/30/07	(14) 12/31/07	(15) Average Balance
1		INTANGIBLE PLANT														
2	301.1	Organization	0	0	0	0	0	0	0	0	0	0	0	0	0	0
3	302.1	Franchises	8	8	9	10	11	12	13	14	15	16	16	17	18	13
4	339.1	Other Plant & Misc. Equipment	0	0	0	0	0	0	0	0	0	0	0	0	0	0
5		SOURCE OF SUPPLY & PUMPING PLANT														
6	303.2	Land & Land Rights	0	0	0	0	0	0	0	0	0	0	0	0	0	0
7	304.2	Structures & Improvements	0	0	0	0	0	0	0	0	0	0	0	0	0	0
8	305.2	Collect & Impound Reservoirs	0	0	0	0	0	0	0	0	0	0	0	0	0	0
9	306.2	Lake, River & Other Intakes	0	0	0	0	0	0	0	0	0	0	0	0	0	0
10	307.2	Wells & Springs	0	0	0	0	0	0	0	0	0	0	0	0	0	0
11	308.2	Infiltration Galleries & Tunnels	0	0	0	0	0	0	0	0	0	0	0	0	0	0
12	309.2	Supply Mains	6,127	6,145	6,164	6,182	6,201	6,219	6,238	6,256	6,275	6,293	6,312	6,330	6,349	6,238
13	310.2	Power Generation Equipment	0	0	0	0	0	0	0	0	0	0	0	0	0	0
14	311.2	Pumping Equipment	0	0	0	0	0	0	0	0	0	0	0	0	0	0
15	339.2	Other Plant & Misc. Equipment	0	0	0	0	0	0	0	0	0	0	0	0	0	0
16		WATER TREATMENT PLANT														
17	303.3	Land & Land Rights	0	0	0	0	0	0	0	0	0	0	0	0	0	0
18	304.3	Structures & Improvements	0	0	0	0	0	0	0	0	0	0	0	0	0	0
19	311.3	Pumping Equipment	0	0	0	0	0	0	0	0	0	0	0	0	0	0
20	320.3	Water Treatment Equipment	0	0	0	0	0	0	0	0	0	0	0	0	0	0
21	339.3	Other Plant & Misc. Equipment	0	0	0	0	0	0	0	0	0	0	0	0	0	0
22		TRANSMISSION & DISTRIBUTION PLANT														
23	303.4	Land & Land Rights	0	0	0	0	0	0	0	0	0	0	0	0	0	0
24	304.4	Structures & Improvements	0	0	0	0	0	0	0	0	0	0	0	0	0	0
25	311.4	Pumping Equipment	0	0	0	0	0	0	0	0	0	0	0	0	0	0
26	330.4	Distr. Reservoirs & Standpipes	0	0	0	0	0	0	0	0	0	0	0	0	0	0
27	331.4	Transm. & Distribution Mains	17,175	17,230	17,286	17,208	17,266	17,324	17,248	17,308	17,368	17,294	17,356	17,418	17,347	17,294
28	333.4	Services	3,487	3,504	3,520	3,537	3,554	3,571	3,587	3,604	3,621	3,638	3,654	3,671	3,688	3,587
29	334.4	Meters & Meter Installations	5,748	5,824	5,900	5,813	5,890	5,967	5,881	5,959	6,036	5,951	6,030	6,109	6,024	5,933
30	335.4	Hydrants	0	0	0	0	0	0	0	0	0	0	0	0	0	0
31	336.4	Backflow Prevention	0	0	0	0	0	0	0	0	0	0	0	0	0	0
32	339.4	Other Plant & Misc. Equipment	0	0	0	0	0	0	0	0	0	0	0	0	0	0
33		GENERAL PLANT														
34	303.5	Land & Land Rights	0	0	0	0	0	0	0	0	0	0	0	0	0	0
35	304.5	Structures & Improvements	0	0	0	0	0	0	0	0	0	0	0	0	0	0
36	340.5	Office Furniture & Equipment	0	0	0	0	0	0	0	0	0	0	0	0	0	0
37	340.51	Computer Equipment	0	0	0	0	0	0	0	0	0	0	0	0	0	0
38	341.5	Transportation Equipment	0	0	0	0	0	0	0	0	0	0	0	0	0	0
39	342.5	Stores Equipment	0	0	0	0	0	0	0	0	0	0	0	0	0	0
40	343.5	Tools, Shop & Garage Equipment	0	0	0	0	0	0	0	0	0	0	0	0	0	0
41	344.5	Laboratory Equipment	0	0	0	0	0	0	0	0	0	0	0	0	0	0
42	345.5	Power Operated Equipment	0	0	0	0	0	0	0	0	0	0	0	0	0	0
43	346.5	Communication Equipment	294	298	303	307	312	316	321	325	329	334	338	343	347	321
44	347.5	Miscellaneous Equipment	0	0	0	0	0	0	0	0	0	0	0	0	0	0
45	348.5	Other Tangible Plant	0	0	0	0	0	0	0	0	0	0	0	0	0	0
46		TOTAL	32,837.21	33,010	33,182	33,057	33,233	33,408	33,287	33,465	33,644	33,525	33,707	33,888	33,773	33,386
			TRUE												FALSE	

52a

Schedule of Water Accumulated Depreciation By Primary Account

Florida Public Service Commission

Test Year Average balance

Holiday Haven

Docket No. 060368-WS

Schedule Year Ending 12/31/07

Historical [] Projected [X]

Schedule: A-9

Page: 5 of 5

Preparer: Robert M. Griffin

Explanation: Provide the month ending Adjusted balances for Water Accumulated Depreciation by primary account for each month of the Projected Rate Year and the ending balance for the prior year

Line No.	Acct No.	(1) Account Name	(2) Prior Year 12/31/06	(3) Jan	(4) Feb	(5) Mar	(6) Apr	(7) May	(8) Jun	(9) Jul	(10) Aug	(11) Sep	(12) Oct	(13) Nov	(14) Dec	(15) Average Balance
1		INTANGIBLE PLANT														
2	301.1	Organization	0	0	0	0	0	0	0	0	0	0	0	0	0	0
3	302.1	Franchises	8	8	9	10	11	12	13	14	15	16	16	17	18	13
4	339.1	Other Plant & Misc. Equipment	0	0	0	0	0	0	0	0	0	0	0	0	0	0
5		SOURCE OF SUPPLY & PUMPING PLANT														
6	303.2	Land & Land Rights	0	0	0	0	0	0	0	0	0	0	0	0	0	0
7	304.2	Structures & Improvements	0	0	0	0	0	0	0	0	0	0	0	0	0	0
8	305.2	Collect. & Impound Reservoirs	0	0	0	0	0	0	0	0	0	0	0	0	0	0
9	306.2	Lake, River & Other Intakes	0	0	0	0	0	0	0	0	0	0	0	0	0	0
10	307.2	Wells & Springs	0	0	0	0	0	0	0	0	0	0	0	0	0	0
11	308.2	Infiltration Galleries & Tunnels	0	0	0	0	0	0	0	0	0	0	0	0	0	0
12	309.2	Supply Mains	6,127	6,145	6,164	6,182	6,201	6,219	6,238	6,256	6,275	6,293	6,312	6,330	6,349	6,238
13	310.2	Power Generation Equipment	0	0	0	0	0	0	0	0	0	0	0	0	0	0
14	311.2	Pumping Equipment	0	0	0	0	0	0	0	0	0	0	0	0	0	0
15	339.2	Other Plant & Misc. Equipment	0	0	0	0	0	0	0	0	0	0	0	0	0	0
16		WATER TREATMENT PLANT														
17	303.3	Land & Land Rights	0	0	0	0	0	0	0	0	0	0	0	0	0	0
18	304.3	Structures & Improvements	0	0	0	0	0	0	0	0	0	0	0	0	0	0
19	311.3	Pumping Equipment	0	0	0	0	0	0	0	0	0	0	0	0	0	0
20	320.3	Water Treatment Equipment	0	0	0	0	0	0	0	0	0	0	0	0	0	0
21	339.3	Other Plant & Misc. Equipment	0	0	0	0	0	0	0	0	0	0	0	0	0	0
22		TRANSMISSION & DISTRIBUTION PLANT														
23	303.4	Land & Land Rights	0	0	0	0	0	0	0	0	0	0	0	0	0	0
24	304.4	Structures & Improvements	0	0	0	0	0	0	0	0	0	0	0	0	0	0
25	311.4	Pumping Equipment	0	0	0	0	0	0	0	0	0	0	0	0	0	0
26	330.4	Distr. Reservoirs & Standpipes	0	0	0	0	0	0	0	0	0	0	0	0	0	0
27	331.4	Transm. & Distribution Mains	17,175	17,230	17,286	17,208	17,266	17,324	17,248	17,308	17,368	17,294	17,356	17,418	17,347	17,294
28	333.4	Services	3,487	3,504	3,520	3,537	3,554	3,571	3,587	3,604	3,621	3,638	3,654	3,671	3,688	3,587
29	334.4	Meters & Meter Installations	5,748	5,824	5,900	5,813	5,890	5,967	5,881	5,959	6,036	5,951	6,030	6,109	6,024	5,933
30	335.4	Hydrants	0	0	0	0	0	0	0	0	0	0	0	0	0	0
31	336.4	Backflow Prevention	0	0	0	0	0	0	0	0	0	0	0	0	0	0
32	339.4	Other Plant & Misc. Equipment	0	0	0	0	0	0	0	0	0	0	0	0	0	0
33		GENERAL PLANT														
34	303.5	Land & Land Rights	0	0	0	0	0	0	0	0	0	0	0	0	0	0
35	304.5	Structures & Improvements	0	0	0	0	0	0	0	0	0	0	0	0	0	0
36	340.5	Office Furniture & Equipment	0	0	0	0	0	0	0	0	0	0	0	0	0	0
37	340.51	Computer Equipment	415	487	561	638	719	801	886	973	1,061	1,152	1,244	1,338	1,433	901
38	341.5	Transportation Equipment	0	0	0	0	0	0	0	0	0	0	0	0	0	0
39	342.5	Stores Equipment	0	0	0	0	0	0	0	0	0	0	0	0	0	0
40	343.5	Tools, Shop & Garage Equipment	0	0	0	0	0	0	0	0	0	0	0	0	0	0
41	344.5	Laboratory Equipment	0	0	0	0	0	0	0	0	0	0	0	0	0	0
42	345.5	Power Operated Equipment	0	0	0	0	0	0	0	0	0	0	0	0	0	0
43	346.5	Communication Equipment	294	298	303	307	312	316	321	325	329	334	338	343	347	321
44	347.5	Miscellaneous Equipment	0	0	0	0	0	0	0	0	0	0	0	0	0	0
45	348.5	Other Tangible Plant	0	0	0	0	0	0	0	0	0	0	0	0	0	0
46		TOTAL	33,252	33,497	33,743	33,696	33,952	34,210	34,173	34,438	34,705	34,677	34,951	35,226	35,206	34,287
47		Subtotal Land & Land Rights	0	0	0	0	0	0	0	0	0	0	0	0	0	0

524

Schedule of Water Contributions in Aid of Construction by Classification- 2004 June through December CIAC Balances per Books- 2004								Florida Public Service Commission	
Holiday Haven - Water		271	6411	FWS	Holiday Haven - Water			Schedule:	A-12
Docket No. 060368-WS		=input field						Page:	2 of
Schedule Year Ended: 2004		Explanation: Provide the CIAC Balances by month by Classification							
Historic <input checked="" type="checkbox"/> or Projected <input type="checkbox"/>		beginning 6/30/04 (when the Florida Water Services properties were acquired by AQUA) through the year ended 12/31/04. While 2005 is the historical test year, balances back to 6/30/04 are needed since adjustments to book balances are made beginning that date.							
(1)	(2)	(3)	(4)	(5)	(6)	(7)	(8)		
Line No.	Description	06/30/04	07/31/04	08/31/04	09/30/04	10/31/04	11/30/04	12/31/04	
Cash CIAC:									
1	Water Treatment Equipment	0	0	0	0	0	0	0	
2	Meter Fees	0	0	0	0	0	0	0	
3	Main Extension Charge	0	0	0	0	0	0	0	
4	Service Installation Fees	0	0	0	0	0	0	0	
5	Total Cash CIAC	0	0	0	0	0	0	0	
Property CIAC:									
6	Dist Reservoirs & Standpipes	0	0	0	0	0	0	0	
7	T&D Mains	0	0	0	0	0	0	0	
8	Services	0	0	0	0	0	0	0	
9	Meters/Meter Installation	0	0	0	0	0	0	0	
10	Hydrants	0	0	0	0	0	0	0	
11	Total Property CIAC	0	0	0	0	0	0	0	
12	Total Water CIAC	0	0	0	0	0	0	0	

53

54

Schedule of Water Contributions in Aid of Construction by Classification- 2005													Florida Public Service Commission		
CIAC Balances per Books- 2005															
271 <input type="text"/> =input field 6411 FWS Holiday Haven - Water Docket No. 060368-WS Schedule Year Ended: 2005 Historic [x] or Projected []													Schedule: A-12 Page: 2 of Preparer:		
Explanation: Provide the CIAC Balances by month by Classification for 2005															
Line No.	Description	(2) Prior Year 12/31/04	(3) 01/31/05	(4) 02/28/05	(5) 03/31/05	(6) 04/30/05	(7) 05/31/05	(8) 06/30/05	(9) 07/31/05	(10) 08/31/05	(11) 09/30/05	(12) 10/31/05	(13) 11/30/05	(14) Test Year End 12/31/05	(15) Average Balance
Cash CIAC:															
1	Water Treatment Equipment	0	0	0	0	0	0	0	0	0	0	0	0	0	0
2	Meter Fees	0	0	0	0	0	0	0	0	0	0	0	0	0	0
3	Main Extension Charge	0	0	0	0	0	0	0	0	0	0	0	0	0	0
4	Service Installation Fees	0	0	0	0	0	0	0	0	0	0	0	0	0	0
5	Total Cash CIAC	0	0	0	0	0	0	0	0	0	0	0	0	0	0
Property CIAC:															
6	Dist Reservoirs & Standpipes	0	0	0	0	0	0	0	0	0	0	0	0	0	0
7	T&D Mains	0	0	0	0	0	0	0	0	0	0	0	0	0	0
8	Services	0	0	0	0	0	0	0	0	0	0	0	0	0	0
9	Meters/Meter Installation	0	0	0	0	0	0	0	0	0	0	0	0	0	0
10	Hydrants	0	0	0	0	0	0	0	0	0	0	0	0	0	0
11	Total Property CIAC	0	0	0	0	0	0	0	0	0	0	0	0	0	0
12	Total Water CIAC	0	0	0	0	0	0	0	0	0	0	0	0	0	0

Sya

Sya

Schedule of Water Contributions in Aid of Construction By Classification

Test Year Average balance

Holiday Haven

Docket No. 060368-WS

Test Year Ending 12/31/05

Florida Public Service Commission

Schedule: A-12

Page: 2 of 5

Preparer: Robert M. Griffin

Explanation: Provide the Per Books monthly and average CIAC balances by classification. If a projected year is employed, provide breakdown for test year, base year and intermediate year also.

Line No.	(1) Description	(2) Prior Year 12/31/04	(3) Jan	(4) Feb	(5) Mar	(6) Apr	(7) May	(8) Jun	(9) Jul	(10) Aug	(11) Sep	(12) Oct	(13) Nov	(14) Test Year Enc Dec	(15) Average Balance
WATER															
Cash CIAC:															
1	Water Treatment Equipment	0	0	0	0	0	0	0	0	0	0	0	0	0	0
2	Meter Fees	0	0	0	0	0	0	0	0	0	0	0	0	0	0
3	Main Extension Charge	0	0	0	0	0	0	0	0	0	0	0	0	0	0
4	Service Installation Fees	0	0	0	0	0	0	0	0	0	0	0	0	0	0
5	Total Cash CIAC	0	0	0	0	0	0	0	0	0	0	0	0	0	0
Property CIAC:															
6	Dist Reservoirs & Standpipes	0	0	0	0	0	0	0	0	0	0	0	0	0	0
7	T&D Mains	0	0	0	0	0	0	0	0	0	0	0	0	0	0
8	Services	0	0	0	0	0	0	0	0	0	0	0	0	0	0
9	Meters/Meter Installation	0	0	0	0	0	0	0	0	0	0	0	0	0	0
10	Hydrants	0	0	0	0	0	0	0	0	0	0	0	0	0	0
11	Total Property CIAC	0	0	0	0	0	0	0	0	0	0	0	0	0	0
12	Total Water CIAC	0	0	0	0	0	0	0	0	0	0	0	0	0	0
SEWER															
Cash CIAC:															
13	Treatment & Disposal Equipment	0	0	0	0	0	0	0	0	0	0	0	0	0	0
14	Other	0	0	0	0	0	0	0	0	0	0	0	0	0	0
15	Main Extension Charge	0	0	0	0	0	0	0	0	0	0	0	0	0	0
16	Service Installation Fees	0	0	0	0	0	0	0	0	0	0	0	0	0	0
17	Total Cash CIAC	0	0	0	0	0	0	0	0	0	0	0	0	0	0
Property CIAC:															
18	Structures & Improvements	0	0	0	0	0	0	0	0	0	0	0	0	0	0
19	Collection Sewers- Force	0	0	0	0	0	0	0	0	0	0	0	0	0	0
20	Collection Sewers- Gravity	0	0	0	0	0	0	0	0	0	0	0	0	0	0
21	Services to Customers	0	0	0	0	0	0	0	0	0	0	0	0	0	0
22	Lift Stations	0	0	0	0	0	0	0	0	0	0	0	0	0	0
23	Pumping Equipment	0	0	0	0	0	0	0	0	0	0	0	0	0	0
24	Reuse Services	0	0	0	0	0	0	0	0	0	0	0	0	0	0
25	Reuse Transmission & Dist Mains	0	0	0	0	0	0	0	0	0	0	0	0	0	0
26	Other Plant Misc Equip	0	0	0	0	0	0	0	0	0	0	0	0	0	0
27	Total Property CIAC	0	0	0	0	0	0	0	0	0	0	0	0	0	0
28	Total Sewer CIAC	0	0	0	0	0	0	0	0	0	0	0	0	0	0

Note: 2005 Per Book balances are zero since system's balances were aggregated at an Administrative Level pending the PSC Order regarding proper balances at 6/04 acquisition.

575

Schedule of Water Contributions in Aid of Construction by Classification- 2006												
CIAC Balances per Books- 2006												
Holiday Haven - Water												
Docket No. 060368-WS												
Schedule Year- Ended: 2006												
Historic [X] or Projected []												
Explanation: Provide the CIAC Balances by month by Classification for 2006												
Line No.	Description	(2)	(3)	(4)	(5)	(6)	(7)	Input field				
								FWS				
								Holiday Haven - Water				
								by month by Classification				
								for 2006				
	Cash CIAC:											
1	Water Treatment Equipment	0	0	0	0	0	0					704
2	Meter Fees	0	0	0	0	0	0					4,120
3	Main Extension Charge	0	0	0	0	0	0					35,916
4	Service Installation Fees	0	0	0	0	0	0					1,018
5	Total Cash CIAC	0	0	0	0	0	0					41,759
	Property CIAC:											
6	Dist Reservoirs & Standpipes	0	0	0	0	0	0					from Adj bal
7	T&D Mains	0	0	0	0	0	0					0
8	Services	0	0	0	0	0	0					0
9	Meters/Meter Installation	0	0	0	0	0	0					0
10	Hydrants	0	0	0	0	0	0					0
11	Total Property CIAC	0	0	0	0	0	0					0
12	Total Water CIAC	0	0	0	0	0	0					41,759

55

55

**Schedule of Water and Sewer Contributions in Aid of Construction
Annual Balances Subsequent to Last Established Rate Base**

Florida Public Service Commission

**Holiday Haven
Docket No. 060368-WS**

Schedule: A-11
Page: 2 of 2
Preparer: Robert M. Griffin

Projected Test Year Ending 12/31/07

Explanation: Schedule A-11 continued

Line No.	(1) Description	(2) Water Year End Balance	(3) Sewer Year End Balance
The balances for this system begin June 30, 2004 in accordance with PSC Amendatory Order			
	2000		
23	Additions		
24	Adjustments		
25	12/31/00 Balance	<hr/>	<hr/>
	2001		
26	Additions		
27	Adjustments		
28	12/31/01 Balance	<hr/>	<hr/>
	2002		
29	Additions		
30	Adjustments		
31	12/31/02 Balance	<hr/>	<hr/>
	2003		
32	Additions		
33	Adjustments		
34	06/30/04 Amend. Order Balance	<hr/> 40,380	<hr/> 74,457
	2004		
35	Additions	1,379	1,950
36	Adjustments	0	0
37	12/31/04 Balance	<hr/> 41,759	<hr/> 76,407
	2005		
38	Additions	0	0
39	Adjustments	0	0
40	12/31/05 Balance	<hr/> 41,759	<hr/> 76,407
	2006		
41	Additions	0	0
42	Adjustments	0	0
43	12/31/06 Balance	<hr/> 41,759	<hr/> 76,407
	2007		
44	Additions	0	0
45	Adjustments	0	0
46	12/31/07 Balance	<hr/> 41,759	<hr/> 76,407

Supporting Schedules: A-12 (pp 2-5)

CONVERT AMENDATORY ORDER BALANCES

Schedule of Water Contributions in Aid of Construction by Classification- 2004
 CIAC Amendatory Order Balances as of 6/30/04

Florida Public Service Commission

Holiday Haven - Water
 Docket No. 060368-WS
 Schedule Year Ended: 2004
 Historic [x] or Projected []

Explanation: Calculate CIAC at 6/30/04 based on Nance's W/Ps and Amendatory Order.
 Assign W/P amounts to CIAC Categories

Schedule: A-12
 Page:
 Preparer:

	Cronin Jackson 06/30/04	Amendatory Order Adjustment	Allocation to match Amendatory Order Total @ 6/30/04	Categories-lines 22 to 35 below
Cash CIAC:	H: LOOKUP			
1 Capacity Charges 271.1	2,320	(2,320)	0	Water Treatment Equipment
2 Meter Fees	4,030		4,030	Meter Fees
3 CIAC-1999 Acquisition	30,777	(30,777)	0	Water Treatment Equipment
4 Unclaimed Refunds	4		4	Water Treatment Equipment
5 Main Ext Charge	2,676	33,097	35,773	Main Extension Charge
6 Serv Install Charge	572		572	Service Installation Charge
7 Total Cash CIAC	40,380	0	40,380	
Property CIAC 271.5	271.5			
8 Dist Res & Standpipes	330.4		0	Dist Res & Standpipes
9 T&D Mains	331.4		0	T&D Mains
10 Services	339.4		0	Services
11 Meter/Meter Installation	334.4		0	Meter/Meter Installation
21 Hydrants	335.4		0	Hydrants
22 Total Property CIAC	0	0	0	
23 Total Water CIAC	40,380	0	40,380	

should be -> 40,380 <-diff

Explanation: Rearrange the Cronin Jackson Categories shown above into new Categories that combine certain data

Line No.	Description	Amendatory Order Balances as Calculated
	Cash CIAC:	
24	Water Treatment Equipment	4
25	Meter Fees	4,030
26	Main Extension Charge	35,773
27	Service Installation Fees	572
28	Total Cash CIAC	40,380
	Property CIAC:	
29	Dist Res & Standpipes	0
30	T&D Mains	0
31	Services	0
32	Meter/Meter Installation	0
33	Hydrants	0
34	Total Property CIAC	0
35	Total Water CIAC	40,380

TRUL

57

Line No.	Description	(1)	(2)	(3)	(4)	(5)	(6)	(7)	(8)	Schedule Page
Holiday Haven - Water Docket No. 060368-WS Schedule Year Ended: 2004 Historic <input checked="" type="checkbox"/> or Projected <input type="checkbox"/>										
Explanation: Provide the CIAC Balances by month by Classification based on amounts in the PSC's Amendatory Order										
						Input field				A-12 5 of 8
1	Cash CIAC:									
2	Water Treatment Equipment	4	4	4	4	4	4	4	4	
3	Meter Fees	4,030	4,030	4,030	4,030	4,030	4,030	4,030	4,030	
4	Main Extension Charge	35,773	35,773	35,773	35,773	35,773	35,773	35,773	35,773	
5	Service Installation Fees	572	572	572	572	572	572	572	572	
6	Total Cash CIAC	40,380	40,380	40,380	40,380	40,380	40,380	40,380	40,380	
7	Property CIAC:									
8	Dist Reservoirs & Standpipes	0	0	0	0	0	0	0	0	
9	T&D Mains	0	0	0	0	0	0	0	0	
10	Services	0	0	0	0	0	0	0	0	
11	Meters/Meter Installation	0	0	0	0	0	0	0	0	
12	Hydrants	0	0	0	0	0	0	0	0	
13	Total Property CIAC	0	0	0	0	0	0	0	0	
14	Total Water CIAC	40,380	40,380	40,380	40,380	40,380	40,380	40,380	40,380	
TRUE										

85

58

Schedule of Water Contributions in Aid of Construction by Classification- 2004								Florida Public Service Commission	
CIAC Additions -July through December 2004									
Holiday Haven - Water		=input field						Schedule: A-12	
Docket No. 060368-WS		Explanation: Provide a Schedule showing additions to CIAC during 2004						Page: 6 of 8	
Schedule Year Ended: 2004		from the date of Acquisition. Use the same categories as are available for						Preparer:	
Historic [x] or Projected []		customers and that subsequently get converted to Annual Report (Cronin Jackson) categories.							
	(1)	(2)	(3)	(4)	(5)	(6)	(7)	(8)	
Line No.	Description		July	Aug	Sep	Oct	Nov	Dec	
	Cash CIAC:	CIAC acct							
1	Capacity Charges 271.1	320	0	0	0	0	700	0	
2	Meter Fees	334	0	0	0	0	90	0	
3	CIAC-1999 Acquisition								
4	Unclaimed Refunds								
5	Main Ext Charge	331	0	0	0	0	143	0	
6	Serv Install Charge	333	0	0	0	0	446	0	
7	Total Cash CIAC		0	0	0	0	1,379	0	
	Property CIAC 271.5:								
8	Dist Res & Standpipes								
9	T&D Mains								
10	Services								
11	Meter/Meter Installation								
21	Hydrants								
22	Total Property CIAC		0	0	0	0	0	0	
23	Total Water CIAC		0	0	0	0	1,379	0	

59

59

Schedule of Water Contributions in Aid of Construction by Classification- 2004								Florida Public Service Commission	
Adjustments to CIAC-July through December 2004									
Holiday Haven - Water								Schedule: A-12	
Docket No. 060368-WS								Page: 8 of 8	
Schedule Year Ended: 2004								Preparer:	
Historic <input checked="" type="checkbox"/> or Projected <input type="checkbox"/>									
Explanation: Provide Adjustments to CIAC Amendatory Order balances other than changes resulting from CIAC Additions for 2004									
	(1)	(2)	(3)	(4)	(5)	(6)	(7)	(8)	
Line No.	Description	July	Aug	Sep	Oct	Nov	Dec		
Cash CIAC:									
1	Water Treatment Equipment								
2	Meter Fees								
3	Main Extension Charge								
4	Service Installation Fees								
5	Total Cash CIAC	0	0	0	0	0	0	0	
Property CIAC:									
6	Dist Reservoirs & Standpipes								
7	T&D Mains								
8	Services								
9	Meters/Meter Installation								
10	Hydrants								
11	Total Property CIAC	0	0	0	0	0	0	0	
12	Total Water CIAC	0	0	0	0	0	0	0	

69

10

Schedule of Water Contributions in Aid of Construction by Classification- 2004
 Adjusted CIAC Balances- June through December 2004

Florida Public Service Commission

Holiday Haven - Water
 Docket No. 060368-WS
 Schedule Year Ended: 2004
 Historic or Projected

Explanation: Provide Adjusted CIAC balances by account for the period beginning 6/30/04 when the Florida Water Services properties were acquired by AQUA, Inc. through the year ended 12/31/04. While 2005 is the historical test year, balances back to 6/30/04 are needed since adjustments to book balances are made beginning that date.

Schedule: A-12
 Page: 4 of 8
 Preparer:

Line No.	Description	(1) 06/30/04	(2) 07/31/04	(3) 08/31/04	(4) 09/30/04	(5) 10/31/04	(6) 11/30/04	(7) 12/31/04
Cash CIAC:								
1	Water Treatment Equipment	4	4	4	4	4	704	704
2	Meter Fees	4,030	4,030	4,030	4,030	4,030	4,120	4,120
3	Main Extension Charge	35,773	35,773	35,773	35,773	35,773	35,916	35,916
4	Service Installation Fees	572	572	572	572	572	1,018	1,018
5	Total Cash CIAC	40,380	40,380	40,380	40,380	40,380	41,759	41,759
Property CIAC:								
6	Dist Reservoirs & Standpipes	0	0	0	0	0	0	0
7	T&D Mains	0	0	0	0	0	0	0
8	Services	0	0	0	0	0	0	0
9	Meters/Meter Installation	0	0	0	0	0	0	0
10	Hydrants	0	0	0	0	0	0	0
11	Total Property CIAC	0	0	0	0	0	0	0
12	Total Water CIAC	40,380	40,380	40,380	40,380	40,380	41,759	41,759
								TRUE

61

17

Schedule of Water Contributions in Aid of Construction by Classification: 2005 CIAC Additions - 2005																	
Holiday Haven - Water Docket No. 060368-WS Schedule Year Ended: 2005 Historic [X] or Projected []																	
Line No.	Description	(1)	=input field														
			(2) Jan	(3) Feb	(4) Mar	(5) Apr	(6) May	(7) Jun	(8) Jul	(9) Aug	(10) Sep	(11) Oct	(12) Nov	(13) Dec	(14) 2005 Total		
Explanation: Provide a Schedule showing additions to CIAC during 2005																	
1	Cash CIAC:	320	0	0	0	0	0	0	0	0	0	0	0	0	0	0	0
2	Water Treatment Equipment	334	0	0	0	0	0	0	0	0	0	0	0	0	0	0	0
3	Meter Fees	331	0	0	0	0	0	0	0	0	0	0	0	0	0	0	0
4	Main Extension Charge	333	0	0	0	0	0	0	0	0	0	0	0	0	0	0	0
5	Service Installation Fees		0	0	0	0	0	0	0	0	0	0	0	0	0	0	0
5	Total Cash CIAC		0	0	0	0	0	0	0	0	0	0	0	0	0	0	0
Property CIAC:																	
6	Dist Reservoirs & Standpipes		0	0	0	0	0	0	0	0	0	0	0	0	0	0	0
7	T&D Mains		0	0	0	0	0	0	0	0	0	0	0	0	0	0	0
8	Services		0	0	0	0	0	0	0	0	0	0	0	0	0	0	0
9	Meters/Meter Installation		0	0	0	0	0	0	0	0	0	0	0	0	0	0	0
10	Hydrants		0	0	0	0	0	0	0	0	0	0	0	0	0	0	0
11	Total Property CIAC		0	0	0	0	0	0	0	0	0	0	0	0	0	0	0
12	Total Water CIAC		0	0	0	0	0	0	0	0	0	0	0	0	0	0	0
Schedule of Water Contributions in Aid of Construction by Classification: 2005 Adjustments to CIAC-2005																	
Holiday Haven - Water Docket No. 060368-WS Schedule Year Ended: 2005 Historic [X] or Projected []																	
Line No.	Description	(1)	=input field														
			(2) Jan	(3) Feb	(4) Mar	(5) Apr	(6) May	(7) Jun	(8) Jul	(9) Aug	(10) Sep	(11) Oct	(12) Nov	(13) Dec	(14) 2005 Total		
Explanation: Provide Adjustments to CIAC Amendatory Order balances, other than changes resulting from CIAC Additions for 2005																	
1	Cash CIAC:		0	0	0	0	0	0	0	0	0	0	0	0	0	0	0
2	Water Treatment Equipment		0	0	0	0	0	0	0	0	0	0	0	0	0	0	0
3	Meter Fees		0	0	0	0	0	0	0	0	0	0	0	0	0	0	0
4	Main Extension Charge		0	0	0	0	0	0	0	0	0	0	0	0	0	0	0
5	Service Installation Fees		0	0	0	0	0	0	0	0	0	0	0	0	0	0	0
5	Total Cash CIAC		0	0	0	0	0	0	0	0	0	0	0	0	0	0	0
Property CIAC:																	
6	Dist Reservoirs & Standpipes		0	0	0	0	0	0	0	0	0	0	0	0	0	0	0
7	T&D Mains		0	0	0	0	0	0	0	0	0	0	0	0	0	0	0
8	Services		0	0	0	0	0	0	0	0	0	0	0	0	0	0	0
9	Meters/Meter Installation		0	0	0	0	0	0	0	0	0	0	0	0	0	0	0
10	Hydrants		0	0	0	0	0	0	0	0	0	0	0	0	0	0	0
11	Total Property CIAC		0	0	0	0	0	0	0	0	0	0	0	0	0	0	0
12	Total Water CIAC		0	0	0	0	0	0	0	0	0	0	0	0	0	0	0

62

Schedule of Water Contributions in Aid of Construction by Classification- 2005 Adjusted CIAC Balances- 2005														Florida Public Service Commission	
Holiday Haven - Water Docket No. 060368-WS Schedule Year Ended: 2005 Historic [x] or Projected []														Explanation: Provide Adjusted CIAC balances by account for 2005	
														Schedule:	A-12
														Page:	4 of 8
														Preparer:	
Line No.	Description	(2) 12/31/04	(3) 01/31/05	(4) 02/28/05	(5) 03/31/05	(6) 04/30/05	(7) 05/31/05	(8) 06/30/05	(9) 07/31/05	(10) 08/31/05	(11) 09/30/05	(12) 10/31/05	(13) 11/30/05	(14) Test Year End 12/31/05	(15) Average Balance
Cash CIAC:															
1	Water Treatment Equipment	704	704	704	704	704	704	704	704	704	704	704	704	704	704
2	Meter Fees	4,120	4,120	4,120	4,120	4,120	4,120	4,120	4,120	4,120	4,120	4,120	4,120	4,120	4,120
3	Main Extension Charge	35,916	35,916	35,916	35,916	35,916	35,916	35,916	35,916	35,916	35,916	35,916	35,916	35,916	35,916
4	Service Installation Fees	1,018	1,018	1,018	1,018	1,018	1,018	1,018	1,018	1,018	1,018	1,018	1,018	1,018	1,018
5	Total Cash CIAC	41,759	41,759	41,759	41,759	41,759	41,759	41,759	41,759	41,759	41,759	41,759	41,759	41,759	41,759
Property CIAC:															
6	Dist Reservoirs & Standpipes	0	0	0	0	0	0	0	0	0	0	0	0	0	0
7	T&D Mains	0	0	0	0	0	0	0	0	0	0	0	0	0	0
8	Services	0	0	0	0	0	0	0	0	0	0	0	0	0	0
9	Meters/Moter Installation	0	0	0	0	0	0	0	0	0	0	0	0	0	0
10	Hydrants	0	0	0	0	0	0	0	0	0	0	0	0	0	0
11	Total Property CIAC	0	0	0	0	0	0	0	0	0	0	0	0	0	0
12	Total Water CIAC	41,759	41,759	41,759	41,759	41,759	41,759	41,759	41,759	41,759	41,759	41,759	41,759	41,759	41,759
														TRUE	

63a

Schedule of Water Contributions in Aid of Construction By Classification

Test Year Average balance

Holiday Haven

Docket No. 060368-WS

Test Year Ending 12/31/05

Florida Public Service Commission

Schedule: A-12

Page: 3 of 5

Preparer: Robert M. Griffin

Explanation: Provide the **Adjusted** monthly and average CIAC balances by classification. If a projected year is employed, provide breakdown for test year, base year and intermediate year also.

Line No	(1) Description	(2) Prior Year 12/31/04	(3) Jan	(4) Feb	(5) Mar	(6) Apr	(7) May	(8) Jun	(9) Jul	(10) Aug	(11) Sep	(12) Oct	(13) Nov	(14) Test Year Enc Dec	(15) Average Balance
WATER															
Cash CIAC:															
1	Water Treatment Equipment	704	704	704	704	704	704	704	704	704	704	704	704	704	704
2	Meter Fees	4,120	4,120	4,120	4,120	4,120	4,120	4,120	4,120	4,120	4,120	4,120	4,120	4,120	4,120
3	Main Extension Charge	35,916	35,916	35,916	35,916	35,916	35,916	35,916	35,916	35,916	35,916	35,916	35,916	35,916	35,916
4	Service Installation Fees	1,018	1,018	1,018	1,018	1,018	1,018	1,018	1,018	1,018	1,018	1,018	1,018	1,018	1,018
5	Total Cash CIAC	41,759	41,759	41,759	41,759	41,759	41,759	41,759	41,759	41,759	41,759	41,759	41,759	41,759	41,759
Property CIAC:															
6	Dist Reservoirs & Standpipes	0	0	0	0	0	0	0	0	0	0	0	0	0	0
7	T&D Mains	0	0	0	0	0	0	0	0	0	0	0	0	0	0
8	Services	0	0	0	0	0	0	0	0	0	0	0	0	0	0
9	Meters/Meter Installation	0	0	0	0	0	0	0	0	0	0	0	0	0	0
10	Hydrants	0	0	0	0	0	0	0	0	0	0	0	0	0	0
11	Total Property CIAC	0	0	0	0	0	0	0	0	0	0	0	0	0	0
12	Total Water CIAC	41,759	41,759	41,759	41,759	41,759	41,759	41,759	41,759	41,759	41,759	41,759	41,759	41,759	41,759
SEWER															
Cash CIAC:															
13	Treatment & Disposal Equipment	66,747	66,747	66,747	66,747	66,747	66,747	66,747	66,747	66,747	66,747	66,747	66,747	66,747	66,747
14	Other	0	0	0	0	0	0	0	0	0	0	0	0	0	0
15	Main Extension Charge	3,360	3,360	3,360	3,360	3,360	3,360	3,360	3,360	3,360	3,360	3,360	3,360	3,360	3,360
16	Service Installation Fees	6,300	6,300	6,300	6,300	6,300	6,300	6,300	6,300	6,300	6,300	6,300	6,300	6,300	6,300
17	Total Cash CIAC	76,407	76,407	76,407	76,407	76,407	76,407	76,407	76,407	76,407	76,407	76,407	76,407	76,407	76,407
Property CIAC:															
18	Structures & Improvements	0	0	0	0	0	0	0	0	0	0	0	0	0	0
19	Collection Sewers- Force	0	0	0	0	0	0	0	0	0	0	0	0	0	0
20	Collection Sewers- Gravity	0	0	0	0	0	0	0	0	0	0	0	0	0	0
21	Services to Customers	0	0	0	0	0	0	0	0	0	0	0	0	0	0
22	Lift Stations	0	0	0	0	0	0	0	0	0	0	0	0	0	0
23	Pumping Equipment	0	0	0	0	0	0	0	0	0	0	0	0	0	0
24	Reuse Services	0	0	0	0	0	0	0	0	0	0	0	0	0	0
25	Reuse Transmission & Dist Mains	0	0	0	0	0	0	0	0	0	0	0	0	0	0
26	Other Plant Misc Equip	0	0	0	0	0	0	0	0	0	0	0	0	0	0
27	Total Property CIAC	0	0	0	0	0	0	0	0	0	0	0	0	0	0
28	Total Sewer CIAC	76,407	76,407	76,407	76,407	76,407	76,407	76,407	76,407	76,407	76,407	76,407	76,407	76,407	76,407

787

Schedule of Water Contributions in Aid of Construction by Classification- 2006
 CIAC Additions - 2006

Florida Public Service Commission

Holiday Haven - Water
 Docket No. 060368-WS
 Schedule Year Ended: 2006
 Historic or Projected

Explanation: Provide a Schedule showing additions to CIAC during 2006

Schedule: A-12
 Page: 6 of 8
 Preparer:

Line No.	Description	(1)	(2)	(3)	(4)	(5)	(6)	(7)	(8)	(9)	(10)	(11)	(12)	(13)	(14)
		Jan	Feb	Mar	Apr	May	Jun	Jul	Aug	Sep	Oct	Nov	Dec	Total	2006
	Cash CIAC:														
1	Water Treatment Equipment	320	0	0	0	0	0	0	0	0	0	0	0	0	0
2	Meter Fees	334	0	0	0	0	0	0	0	0	0	0	0	0	0
3	Main Extension Charge	331	0	0	0	0	0	0	0	0	0	0	0	0	0
4	Service Installation Fees	333	0	0	0	0	0	0	0	0	0	0	0	0	0
5	Total Cash CIAC		0	0	0	0	0	0	0	0	0	0	0	0	0
	Property CIAC:														
6	Dist Reservoirs & Standpipes														0
7	T&D Mains														0
8	Services														0
9	Meters/Meter Installation														0
10	Hydrants														0
11	Total Property CIAC		0	0	0	0	0	0	0	0	0	0	0	0	0
12	Total Water CIAC		0	0	0	0	0	0	0	0	0	0	0	0	0

these rows are extracted from the FWS456CIAC tab

Schedule of Water Contributions in Aid of Construction by Classification- 2006
 Adjustments to CIAC-2006

Florida Public Service Commission

Holiday Haven - Water
 Docket No. 060368-WS
 Schedule Year Ended: 2006
 Historic or Projected

Explanation: Provide Adjustments to CIAC Amendatory Order balances other than changes resulting from CIAC Additions for 2006

Schedule: A-12
 Page: 8 of 8
 Preparer:

Line No.	AccountName	(1)	(2)	(3)	(4)	(5)	(6)	(7)	(8)	(9)	(10)	(11)	(12)	(13)	(14)
		Jan	Feb	Mar	Apr	May	Jun	Jul	Aug	Sep	Oct	Nov	Dec	Total	2006
	Cash CIAC:														
1	Water Treatment Equipment														0
2	Meter Fees														0
3	Main Extension Charge														0
4	Service Installation Fees														0
5	Total Cash CIAC		0	0	0	0	0	0	0	0	0	0	0	0	0
	Property CIAC:														
6	Dist Reservoirs & Standpipes														0
7	T&D Mains														0
8	Services														0
9	Meters/Meter Installation														0
10	Hydrants														0
11	Total Property CIAC		0	0	0	0	0	0	0	0	0	0	0	0	0
12	Total Water CIAC		0	0	0	0	0	0	0	0	0	0	0	0	0

64

Schedule of Water Contributions in Aid of Construction by Classification- 2006													Florida Public Service Commission		
Adjusted CIAC Balances- 2006													Schedule: A-12		
Holiday Haven - Water													Page: 4 of 8		
Docket No. 060368-WS													Preparer:		
Explanation: Provide Adjusted CIAC balances by account for 2006															
Schedule Year Ended: 2006															
Historic [x] or Projected [x]															
Line No.	Description	(2) 12/31/05	(3) 01/31/06	(4) 02/28/06	(5) 03/31/06	(6) 04/30/06	(7) 05/31/06	(8) 06/30/06	(9) 07/31/06	(10) 08/31/06	(11) 09/30/06	(12) 10/31/06	(13) 11/30/06	(14) 12/31/06	(15) Average Balance
Cash CIAC:															
1	Water Treatment Equipment	704	704	704	704	704	704	704	704	704	704	704	704	704	704
2	Meter Fees	4,120	4,120	4,120	4,120	4,120	4,120	4,120	4,120	4,120	4,120	4,120	4,120	4,120	4,120
3	Main Extension Charge	35,916	35,916	35,916	35,916	35,916	35,916	35,916	35,916	35,916	35,916	35,916	35,916	35,916	35,916
4	Service Installation Fees	1,018	1,018	1,018	1,018	1,018	1,018	1,018	1,018	1,018	1,018	1,018	1,018	1,018	1,018
5	Total Cash CIAC	41,759	41,759	41,759	41,759	41,759	41,759	41,759	41,759	41,759	41,759	41,759	41,759	41,759	0
Property CIAC:															
6	Dist Reservoirs & Standpipes	0	0	0	0	0	0	0	0	0	0	0	0	0	0
7	T&D Mains	0	0	0	0	0	0	0	0	0	0	0	0	0	0
8	Services	0	0	0	0	0	0	0	0	0	0	0	0	0	0
9	Meters/Meter Installation	0	0	0	0	0	0	0	0	0	0	0	0	0	0
10	Hydrants	0	0	0	0	0	0	0	0	0	0	0	0	0	0
11	Total Property CIAC	0	0	0	0	0	0	0	0	0	0	0	0	0	0
12	Total Water CIAC	41,759	41,759	41,759	41,759	41,759	41,759	41,759	41,759	41,759	41,759	41,759	41,759	41,759	41,759
													TRUE		

65a

65a

Schedule of Water Contributions in Aid of Construction By Classification

Test Year Average balance

Holiday Haven

Docket No. 060368-WS

Test Year Ending 12/31/06

Florida Public Service Commission

Schedule: A-12

Page: 4 of 5

Preparer: Robert M. Griffin

Explanation: Provide the **Adjusted** monthly and average CIAC balances by classification. If a projected year is employed, provide breakdown for test year, base year and intermediate year also.

Line No	(1) Description	(2) Pnor Year 12/31/05	(3) Jan	(4) Feb	(5) Mar	(6) Apr	(7) May	(8) Jun	(9) Jul	(10) Aug	(11) Sep	(12) Oct	(13) Nov	(14) Test Year Enc Dec	(15) Average Balance
WATER															
Cash CIAC:															
1	Water Treatment Equipment	704	704	704	704	704	704	704	704	704	704	704	704	704	704
2	Meter Fees	4,120	4,120	4,120	4,120	4,120	4,120	4,120	4,120	4,120	4,120	4,120	4,120	4,120	4,120
3	Main Extension Charge	35,916	35,916	35,916	35,916	35,916	35,916	35,916	35,916	35,916	35,916	35,916	35,916	35,916	35,916
4	Service Installation Fees	1,018	1,018	1,018	1,018	1,018	1,018	1,018	1,018	1,018	1,018	1,018	1,018	1,018	1,018
5	Total Cash CIAC	41,759	41,759	41,759	41,759	41,759	41,759	41,759	41,759	41,759	41,759	41,759	41,759	41,759	41,759
Property CIAC:															
6	Dist Reservoirs & Standpipes	0	0	0	0	0	0	0	0	0	0	0	0	0	0
7	T&D Mains	0	0	0	0	0	0	0	0	0	0	0	0	0	0
8	Services	0	0	0	0	0	0	0	0	0	0	0	0	0	0
9	Meters/Meter Installation	0	0	0	0	0	0	0	0	0	0	0	0	0	0
10	Hydrants	0	0	0	0	0	0	0	0	0	0	0	0	0	0
11	Total Property CIAC	0	0	0	0	0	0	0	0	0	0	0	0	0	0
12	Total Water CIAC	41,759	41,759	41,759	41,759	41,759	41,759	41,759	41,759	41,759	41,759	41,759	41,759	41,759	41,759
SEWER															
Cash CIAC:															
13	Treatment & Disposal Equipment	66,747	66,747	66,747	66,747	66,747	66,747	66,747	66,747	66,747	66,747	66,747	66,747	66,747	66,747
14	Other	0	0	0	0	0	0	0	0	0	0	0	0	0	0
15	Main Extension Charge	3,360	3,360	3,360	3,360	3,360	3,360	3,360	3,360	3,360	3,360	3,360	3,360	3,360	3,360
16	Service Installation Fees	6,300	6,300	6,300	6,300	6,300	6,300	6,300	6,300	6,300	6,300	6,300	6,300	6,300	6,300
17	Total Cash CIAC	76,407	76,407	76,407	76,407	76,407	76,407	76,407	76,407	76,407	76,407	76,407	76,407	76,407	76,407
Property CIAC:															
18	Structures & Improvements	0	0	0	0	0	0	0	0	0	0	0	0	0	0
19	Collection Sewers- Force	0	0	0	0	0	0	0	0	0	0	0	0	0	0
20	Collection Sewers- Gravity	0	0	0	0	0	0	0	0	0	0	0	0	0	0
21	Services to Customers	0	0	0	0	0	0	0	0	0	0	0	0	0	0
22	Lift Stations	0	0	0	0	0	0	0	0	0	0	0	0	0	0
23	Pumping Equipment	0	0	0	0	0	0	0	0	0	0	0	0	0	0
24	Reuse Services	0	0	0	0	0	0	0	0	0	0	0	0	0	0
25	Reuse Transmission & Dist Mains	0	0	0	0	0	0	0	0	0	0	0	0	0	0
26	Other Plant Misc Equip	0	0	0	0	0	0	0	0	0	0	0	0	0	0
27	Total Property CIAC	0	0	0	0	0	0	0	0	0	0	0	0	0	0
28	Total Sewer CIAC	76,407	76,407	76,407	76,407	76,407	76,407	76,407	76,407	76,407	76,407	76,407	76,407	76,407	76,407

6514

Schedule of Water Contributions in Aid of Construction by Classification - 2007																		
CIAC Additions - 2007																		
Holiday Haven - Water Docket No. 060368-WS Schedule Year Ended: 2007 Historic [] or Projected [X]																		
Line No.	Description	(1)	Explanation: Provide a Schedule showing additions to CIAC during 2007															
			(2) Jan	(3) Feb	(4) Mar	(5) Apr	(6) May	(7) Jun	(8) Jul	(9) Aug	(10) Sep	(11) Oct	(12) Nov	(13) Dec	(14) Total			
	Cash CIAC																	
1	Water Treatment Equipment	320																
2	Meter Fees	334																
3	Main Extension Charge	331																
4	Service Installation Fees	333																
5	Total Cash CIAC		0	0	0	0	0	0	0	0	0	0	0	0	0	0	0	0
	Property CIAC:																	
6	Dist Reservoirs & Standpipes																	
7	T&D Mains																	
8	Services																	
9	Meters/Meter Installation																	
10	Hydrants																	
11	Total Property CIAC		0	0	0	0	0	0	0	0	0	0	0	0	0	0	0	0
12	Total Water CIAC		0	0	0	0	0	0	0	0	0	0	0	0	0	0	0	0
Schedule of Water Contributions in Aid of Construction by Classification - 2007																		
Adjustments to CIAC - 2007																		
Holiday Haven - Water Docket No. 060368-WS Schedule Year Ended: 2007 Historic [] or Projected [X]																		
Line No.	Description	(1)	Explanation: Provide Adjustments to CIAC Amendatory Order balances other than changes resulting from CIAC Additions for 2007															
			(2) Jan	(3) Feb	(4) Mar	(5) Apr	(6) May	(7) Jun	(8) Jul	(9) Aug	(10) Sep	(11) Oct	(12) Nov	(13) Dec	(14) Total			
	Cash CIAC																	
1	Water Treatment Equipment																	
2	Meter Fees																	
3	Main Extension Charge																	
4	Service Installation Fees																	
5	Total Cash CIAC		0	0	0	0	0	0	0	0	0	0	0	0	0	0	0	0
	Property CIAC:																	
6	Dist Reservoirs & Standpipes																	
7	T&D Mains																	
8	Services																	
9	Meters/Meter Installation																	
10	Hydrants																	
11	Total Property CIAC		0	0	0	0	0	0	0	0	0	0	0	0	0	0	0	0
12	Total Water CIAC		0	0	0	0	0	0	0	0	0	0	0	0	0	0	0	0

66

Schedule of Water Contributions in Aid of Construction by Classification- 2007														Florida Public Service Commission		
Adjusted CIAC Balances- 2007														Schedule: A-12		
Holiday Haven - Water														Page: 4 of 8		
Docket No. 060368-WS														Preparer:		
Schedule Year Ended: 2007																
Historic <input type="checkbox"/> or Projected <input checked="" type="checkbox"/>																
Explanation: Provide Adjusted CIAC balances by account for 2007																
Line No.	Description	(2) 12/31/06	(3) 01/31/07	(4) 02/28/07	(5) 03/31/07	(6) 04/30/07	(7) 05/31/07	(8) 06/30/07	(9) 07/31/07	(10) 08/31/07	(11) 09/30/07	(12) 10/31/07	(13) 11/30/07	(14) 12/31/07	(15) Average Balance	
Cash CIAC:																
1	Water Treatment Equipment	704	704	704	704	704	704	704	704	704	704	704	704	704	704	
2	Meter Fees	4,120	4,120	4,120	4,120	4,120	4,120	4,120	4,120	4,120	4,120	4,120	4,120	4,120	4,120	
3	Main Extension Charge	35,916	35,916	35,916	35,916	35,916	35,916	35,916	35,916	35,916	35,916	35,916	35,916	35,916	35,916	
4	Service Installation Fees	1,018	1,018	1,018	1,018	1,018	1,018	1,018	1,018	1,018	1,018	1,018	1,018	1,018	1,018	
5	Total Cash CIAC	41,759	41,759	41,759	41,759	41,759	41,759	41,759	41,759	41,759	41,759	41,759	41,759	41,759	41,759	
Property CIAC:																
6	Dist Reservoirs & Standpipes	0	0	0	0	0	0	0	0	0	0	0	0	0	0	
7	T&D Mains	0	0	0	0	0	0	0	0	0	0	0	0	0	0	
8	Services	0	0	0	0	0	0	0	0	0	0	0	0	0	0	
9	Meters/Meter Installation	0	0	0	0	0	0	0	0	0	0	0	0	0	0	
10	Hydrants	0	0	0	0	0	0	0	0	0	0	0	0	0	0	
11	Total Property CIAC	0	0	0	0	0	0	0	0	0	0	0	0	0	0	
12	Total Water CIAC	41,759	41,759	41,759	41,759	41,759	41,759	41,759	41,759	41,759	41,759	41,759	41,759	41,759	41,759	
														4 yr	TRUE	
															FALSE	

67a

Schedule of Water Contributions in Aid of Construction By Classification

Florida Public Service Commission

Test Year Average balance

Holiday Haven

Docket No. 060368-WS

Test Year Ending 12/31/07

Schedule: A-12

Page: 5 of 5

Preparer: Robert M. Griffin

Explanation: Provide the Adjusted monthly and average CIAC balances by classification. If a projected year is employed, provide breakdown for test year, base year and intermediate year also.

Line No.	(1) Description	(2) Prior Year 12/31/06	(3) Jan	(4) Feb	(5) Mar	(6) Apr	(7) May	(8) Jun	(9) Jul	(10) Aug	(11) Sep	(12) Oct	(13) Nov	(14) Test Year Enc Dec	(15) Average Balance
WATER															
Cash CIAC:															
1	Water Treatment Equipment	704	704	704	704	704	704	704	704	704	704	704	704	704	704
2	Meter Fees	4,120	4,120	4,120	4,120	4,120	4,120	4,120	4,120	4,120	4,120	4,120	4,120	4,120	4,120
3	Main Extension Charge	35,916	35,916	35,916	35,916	35,916	35,916	35,916	35,916	35,916	35,916	35,916	35,916	35,916	35,916
4	Service Installation Fees	1,018	1,018	1,018	1,018	1,018	1,018	1,018	1,018	1,018	1,018	1,018	1,018	1,018	1,018
5	Total Cash CIAC	41,759	41,759	41,759	41,759	41,759	41,759	41,759	41,759	41,759	41,759	41,759	41,759	41,759	41,759
Property CIAC:															
6	Dist Reservoirs & Standpipes	0	0	0	0	0	0	0	0	0	0	0	0	0	0
7	T&D Mains	0	0	0	0	0	0	0	0	0	0	0	0	0	0
8	Services	0	0	0	0	0	0	0	0	0	0	0	0	0	0
9	Meters/Meter Installation	0	0	0	0	0	0	0	0	0	0	0	0	0	0
10	Hydrants	0	0	0	0	0	0	0	0	0	0	0	0	0	0
11	Total Property CIAC	0	0	0	0	0	0	0	0	0	0	0	0	0	0
12	Total Water CIAC	41,759	41,759	41,759	41,759	41,759	41,759	41,759	41,759	41,759	41,759	41,759	41,759	41,759	41,759
SEWER															
Cash CIAC:															
13	Treatment & Disposal Equipment	66,747	66,747	66,747	66,747	66,747	66,747	66,747	66,747	66,747	66,747	66,747	66,747	66,747	66,747
14	Other	0	0	0	0	0	0	0	0	0	0	0	0	0	0
15	Main Extension Charge	3,360	3,360	3,360	3,360	3,360	3,360	3,360	3,360	3,360	3,360	3,360	3,360	3,360	3,360
16	Service Installation Fees	6,300	6,300	6,300	6,300	6,300	6,300	6,300	6,300	6,300	6,300	6,300	6,300	6,300	6,300
17	Total Cash CIAC	76,407	76,407	76,407	76,407	76,407	76,407	76,407	76,407	76,407	76,407	76,407	76,407	76,407	76,407
Property CIAC:															
18	Structures & Improvements	0	0	0	0	0	0	0	0	0	0	0	0	0	0
19	Collection Sewers- Force	0	0	0	0	0	0	0	0	0	0	0	0	0	0
20	Collection Sewers- Gravity	0	0	0	0	0	0	0	0	0	0	0	0	0	0
21	Services to Customers	0	0	0	0	0	0	0	0	0	0	0	0	0	0
22	Lift Stations	0	0	0	0	0	0	0	0	0	0	0	0	0	0
23	Pumping Equipment	0	0	0	0	0	0	0	0	0	0	0	0	0	0
24	Reuse Services	0	0	0	0	0	0	0	0	0	0	0	0	0	0
25	Reuse Transmission & Dist Mains	0	0	0	0	0	0	0	0	0	0	0	0	0	0
26	Other Plant Misc Equip	0	0	0	0	0	0	0	0	0	0	0	0	0	0
27	Total Property CIAC	0	0	0	0	0	0	0	0	0	0	0	0	0	0
28	Total Sewer CIAC	76,407	76,407	76,407	76,407	76,407	76,407	76,407	76,407	76,407	76,407	76,407	76,407	76,407	76,407

674

Schedule of Water Amortization of CIAC by Classification- 2004								Florida Public Service Commission		
June through December Accum Amort CIAC Balances per Books- 2004										
Holiday Haven - Water		272	6411	=input field	FWS	Holiday Haven - Water		Schedule:	A-14	
Docket No. 060368-WS		Explanation: Provide the Amort of CIAC Balances per books by month by Classification beginning 6/30/04 (when the Florida Water Services properties were acquired by AQUA) through the year ended 12/31/04. While 2005 is the historical test year, balances back to 6/30/04 are needed since adjustments to book balances are made beginning that date.						Page:	2 of 2	
Schedule Year Ended: 2004										
Historic <input checked="" type="checkbox"/> or Projected <input type="checkbox"/>										
Line No.	(1) Description	(2) 06/30/04	(3) 07/31/04	(4) 08/31/04	(5) 09/30/04	(6) 10/31/04	(7) 11/30/04	(8) 12/31/04		
Cash CIAC:										
1	Water Treatment Equipment	0	0	0	0	0	0	0		
2	Meter Fees	0	0	0	0	0	0	0		
3	Main Extension Charge	0	0	0	0	0	0	0		
4	Service Installation Fees	0	0	0	0	0	0	0		
5	Total Cash CIAC	0	0	0	0	0	0	0		
Property CIAC:										
6	Dist Reservoirs & Standpipes	0	0	0	0	0	0	0		
7	T&D Mains	0	0	0	0	0	0	0		
8	Services	0	0	0	0	0	0	0		
9	Meters/Meter Installation	0	0	0	0	0	0	0		
10	Hydrants	0	0	0	0	0	0	0		
11	Total Property CIAC	0	0	0	0	0	0	0		
12	Total Water CIAC	0	0	0	0	0	0	0		

89

19

Schedule of Water Amortization of CIAC by Classification-2005										Florida Public Service Commission					
Accum Amort CIAC Balances per Books- 2005										Schedule: A-14					
Holiday Haven - Water										Page: 2 of 2					
Docket No. 060368-WS										Preparer:					
Schedule Year Ended: 2005															
Historic [x] or Projected []															
Line No.	Description	(2)	(3)	(4)	(5)	(6)	(7)	(8)	(9)	(10)	(11)	(12)	(13)	(14)	(15)
		12/31/04	01/31/05	02/28/05	03/31/05	04/30/05	05/31/05	06/30/05	07/31/05	08/31/05	09/30/05	10/31/05	11/30/05	Test Year End 12/31/05	Average Balance
Explanation: Provide the Amort of CIAC Balances per books by month by Classification for the year ended 12/31/05.															
					Input field FWS	Holiday Haven - Water									
					6411										
					2/2										
1	Water Treatment Equipment	0	0	0	0	0	0	0	0	0	0	0	0	0	0
2	Meter Fees	0	0	0	0	0	0	0	0	0	0	0	0	0	0
3	Main Extension Charge	0	0	0	0	0	0	0	0	0	0	0	0	0	0
4	Service Installation Fees	0	0	0	0	0	0	0	0	0	0	0	0	0	0
5	Total Cash CIAC	0	0	0	0	0	0	0	0	0	0	0	0	0	0
Property CIAC:															
6	Dist Reservoirs & Standpipes	0	0	0	0	0	0	0	0	0	0	0	0	0	0
7	T&D Mains	0	0	0	0	0	0	0	0	0	0	0	0	0	0
8	Services	0	0	0	0	0	0	0	0	0	0	0	0	0	0
9	Meters/Meter Installation	0	0	0	0	0	0	0	0	0	0	0	0	0	0
10	Hydrants	0	0	0	0	0	0	0	0	0	0	0	0	0	0
11	Total Property CIAC	0	0	0	0	0	0	0	0	0	0	0	0	0	0
12	Total Water CIAC	0	0	0	0	0	0	0	0	0	0	0	0	0	0

69a

69a

Explanation: Provide the Per Books monthly and average Accumulated Amortization of CIAC balances by classification. If a projected year is employed, provide breakdown for test year, base year and intermediate year also.

Line No.	(1) Description	(2) Prior Year 12/31/04	(3) Jan	(4) Feb	(5) Mar	(6) Apr	(7) May	(8) Jun	(9) Jul	(10) Aug	(11) Sep	(12) Oct	(13) Nov	(14) Test Year End Dec	(15) Average Balance
WATER															
Cash															
1	Water Treatment Equipment	0	0	0	0	0	0	0	0	0	0	0	0	0	0
2	Meter Fees	0	0	0	0	0	0	0	0	0	0	0	0	0	0
3	Main Extension Charge	0	0	0	0	0	0	0	0	0	0	0	0	0	0
4	Service Installation Fees	0	0	0	0	0	0	0	0	0	0	0	0	0	0
5	Total Cash	0	0	0	0	0	0	0	0	0	0	0	0	0	0
Property															
6	Dist Reservoirs & Standpipes	0	0	0	0	0	0	0	0	0	0	0	0	0	0
7	T&D Mains	0	0	0	0	0	0	0	0	0	0	0	0	0	0
8	Services	0	0	0	0	0	0	0	0	0	0	0	0	0	0
9	Meters/Meter Installation	0	0	0	0	0	0	0	0	0	0	0	0	0	0
10	Hydrants	0	0	0	0	0	0	0	0	0	0	0	0	0	0
11	Total Property	0	0	0	0	0	0	0	0	0	0	0	0	0	0
12	Total Water	0	0	0	0	0	0	0	0	0	0	0	0	0	0
SEWER															
Cash															
13	Treatment & Disposal Equipment	0	0	0	0	0	0	0	0	0	0	0	0	0	0
14	Other	0	0	0	0	0	0	0	0	0	0	0	0	0	0
15	Main Extension Charge	0	0	0	0	0	0	0	0	0	0	0	0	0	0
16	Service Installation Fees	0	0	0	0	0	0	0	0	0	0	0	0	0	0
17	Total Cash	0	0	0	0	0	0	0	0	0	0	0	0	0	0
Property															
18	Structures & Improvements	0	0	0	0	0	0	0	0	0	0	0	0	0	0
19	Collection Sewers- Force	0	0	0	0	0	0	0	0	0	0	0	0	0	0
20	Collection Sewers- Gravity	0	0	0	0	0	0	0	0	0	0	0	0	0	0
21	Services to Customers	0	0	0	0	0	0	0	0	0	0	0	0	0	0
22	Lift Stations	0	0	0	0	0	0	0	0	0	0	0	0	0	0
23	Pumping Equipment	0	0	0	0	0	0	0	0	0	0	0	0	0	0
24	Reuse Services	0	0	0	0	0	0	0	0	0	0	0	0	0	0
25	Reuse Transmission & Dist Mains	0	0	0	0	0	0	0	0	0	0	0	0	0	0
26	Other Plant Misc Equip	0	0	0	0	0	0	0	0	0	0	0	0	0	0
27	Total Property	0	0	0	0	0	0	0	0	0	0	0	0	0	0
28	Total Sewer	0	0	0	0	0	0	0	0	0	0	0	0	0	0

Note: 2005 Per Book balances are zero since system's balances were aggregated at an Administrative Level pending the PSC Order regarding proper balances at 6/04 acquisition.

769

Schedule of Water Amortization of CIAC by Classification- 2006							Florida Public Service Commission			
Holiday Haven - Water		272	6411	=input field	FWS	Holiday Haven - Water	Schedule:	A-14		
Docket No. 060368-WS		Explanation: Provide the Amort of CIAC Balances by month by Classification for the year ended 12/31/06					Page:	2 of 2		
Schedule Year Ended: 2006									Preparer:	
Historic [x] or Projected [x]										
Line No.	Description	(2) 12/31/05	(3) 01/31/06	(4) 02/28/06	(5) 03/31/06	(6) 04/30/06	(7) 05/31/06			
Cash CIAC:										
1	Water Treatment Equipment	0	0	0	0	0	0			
2	Meter Fees	0	0	0	0	0	0			
3	Main Extension Charge	0	0	0	0	0	0			
4	Service Installation Fees	0	0	0	0	0	0			
5	Total Cash CIAC	0	0	0	0	0	0			
Property CIAC:										
6	Dist Reservoirs & Standpipes	0	0	0	0	0	0			
7	T&D Mains	0	0	0	0	0	0			
8	Services	0	0	0	0	0	0			
9	Meters/Meter Installation	0	0	0	0	0	0			
10	Hydrants	0	0	0	0	0	0			
11	Total Property CIAC	0	0	0	0	0	0			
12	Total Water CIAC	0	0	0	0	0	0			

70

70

Schedule of Water and Sewer Accumulated Amortization of CIAC
Annual Balances Subsequent to Last Established Rate Base

Florida Public Service Commission

Holiday Haven

Docket No. 060368-WS

Projected Test Year Ending 12/31/07

Schedule: A-13

Page: 2 of 2

Preparer: Robert M. Griffin

Explanation: Schedule A-11 continued

Line No.	(1) Description	(2) Water Year End Balance	(3) Sewer Year End Balance
The balances for this system begin June 30, 2004 in accordance with PSC Amendatory Order			
	2000		
23	Additions		
24	Adjustments		
25	12/31/00 Balance		
	2001		
26	Additions		
27	Adjustments		
28	12/31/01 Balance		
	2002		
29	Additions		
30	Adjustments		
31	12/31/02 Balance		
	2003		
32	Additions		
33	Adjustments		
34	06/30/04 Amend. Order Balance	26,206	46,906
	2004		
35	Additions	512	1,592
36	Adjustments	0	0
37	12/31/04 Balance	26,718	48,498
	2005		
38	Additions	1,049	3,234
39	Adjustments	0	0
40	12/31/05 Balance	27,767	51,733
	2006		
41	Additions	1,076	3,221
42	Adjustments	0	0
43	12/31/06 Balance	28,843	54,953
	2007		
44	Additions	1,280	3,209
45	Adjustments	0	0
46	12/31/07 Balance	30,123	58,162

Supporting Schedules: A-12 (pp 2-5)

CONVERT AMENDATORY ORDER BALANCES		Schedule of Water Amortization of CIAC by Classification- 2004		CIAC Amendatory Order Balances as of 6/30/04	
Holiday Haven - Water		Docket No. 060368-VS		=input field	
Schedule Year Ended: 2004		Explanation: Calculate Accum Amt of CIAC at 6/30/04 based on Nance's W/Ps and Amendatory Order.		Assign W/P amounts to CIAC Categories	
Historic [X] or Projected []		Allocation to match		Amendatory Order Adjustment	
Cronn Jackson 06/30/04		Order Total @ 6/30/04		From Lookup	
26,206		26,206		26,206	
Amendatory Order Balances as Calculated		26,206		26,206	
26,206		26,206		26,206	
TRUE		TRUE		TRUE	
Line No.	Description				
1	Cash CIAC	271.1	237	237	237
2	Meter Fees	1,340	1,340	1,340	1,340
3	CIAC-1999 Acquisition	24,377	24,377	24,377	24,377
4	Unclaimed Refunds	1	1	1	1
5	Main Extl Charge	219	219	219	219
6	Serv Install Charge	32	32	32	32
7	Total Cash CIAC	271.5	26,206	26,206	26,206
8	Property CIAC 271.5	330.4	0	0	0
9	Dist Res & Standpipes	331.4	0	0	0
10	T&D Mains	333.4	0	0	0
11	Services	334.4	0	0	0
12	Meter/Meter Installation	334.4	0	0	0
13	Hydrants	335.4	0	0	0
22	Total Property CIAC	271.5	0	0	0
23	Total Water CIAC	26,206	0	0	0
Explanation: Rearrange the Cronn Jackson Categories shown above into new Categories that combine certain data					
Amendatory Order Balances as Calculated					
24	Water Treatment Equipment	24,615	24,615	24,615	24,615
25	Meter Fees	1,340	1,340	1,340	1,340
26	Main Extension Charge	219	219	219	219
27	Service Installation Fees	32	32	32	32
28	Total Cash CIAC	26,206	26,206	26,206	26,206
29	Property CIAC	0	0	0	0
30	Dist Res & Standpipes	0	0	0	0
31	T&D Mains	0	0	0	0
32	Services	0	0	0	0
33	Meter/Meter Installation	0	0	0	0
34	Hydrants	0	0	0	0
35	Total Property CIAC	0	0	0	0
Total Water CIAC					

Florida Public Service Commission

Schedule: A-12

Page:

Preparer:

Amort of CIAC Amendatory Order Balances as of 6/30/04

								=input field		Schedule:	A-14
Holiday Haven - Water										Page:	2, wrk-1
Docket No. 060368-WS								Explanation: Provide the Accumulated Amort of CIAC Balances as of 6/30/04 by Classification		Preparer:	
Schedule Year Ended: 2004								based on amounts in the PSC's Amendatory Order issued February 27, 2006			
Historic <input checked="" type="checkbox"/> or Projected <input type="checkbox"/>											
	(1)	(2)	(3)	(4)	(5)	(6)	(7)	(8)			
Line No.	Description	06/30/04	07/31/04	08/31/04	09/30/04	10/31/04	11/30/04	12/31/04			
Cash CIAC:											
1	Water Treatment Equipment	24,615	24,615	24,615	24,615	24,615	24,615	24,615			
2	Meter Fees	1,340	1,340	1,340	1,340	1,340	1,340	1,340			
3	Main Extension Charge	219	219	219	219	219	219	219			
4	Service Installation Fees	32	32	32	32	32	32	32			
5	Total Cash CIAC	26,206	26,206	26,206	26,206	26,206	26,206	26,206			
Property CIAC:											
6	Dist Reservoirs & Standpipes	0	0	0	0	0	0	0			
7	T&D Mains	0	0	0	0	0	0	0			
8	Services	0	0	0	0	0	0	0			
9	Meters/Meter Installation	0	0	0	0	0	0	0			
10	Hydrants	0	0	0	0	0	0	0			
11	Total Property CIAC	0	0	0	0	0	0	0			
12	Total Water CIAC	26,206	26,206	26,206	26,206	26,206	26,206	26,206			

73

73

CALCULATE CIAC AMORTIZATION RATES

Schedule of Water Amortization of CIAC by Classification- 2004
 Calculate Amortization Rates

Florida Public Service Commission

Holiday Haven - Water
 Docket No. 060368-W5
 Schedule Year Ended: 2004
 Historic [x] or Projected []

=input field
 Explanation: Identify CIAC Amortization Rates based on Annual Report Depreciation Rates
 and calculate composite rates based on methodology employed by Cronin Jackson for
 Annual Reports (see 12/21/04 calculation)

Schedule: A-12
 Page:
 Preparer:

				Annual Depn Rate	Monthly Dep'n Rate
Categories-lines to below					
Cash CIAC:					
1	Capacity Charges	271.1	Water Treatment Equip (see Composite Calc)	2.72%	0.23%
2	CIAC-1999 Acquisition	271.3	Water Treatment Equip (see Composite Calc)	2.72%	0.23%
3	Unclaimed Refunds	271.3	Water Treatment Equip (see Composite Calc)	2.72%	0.23%
4	Main Ext Charge	271.3	Main Extension Charge acct 331.4	2.22%	0.19%
5	Serv Install Charge	271.3	Service Installation Charge acct 333.4	2.50%	0.21%
6	Meter Fees	271.3	Meter Fees acct 334.4	5.00%	0.42%
7	Total Cash CIAC				
Contributed Property					
8	Dist Res & Standpipe	330.4		0.00%	0.00%
9	T&D Mains	331.4		2.22%	0.19%
10	Services	333.4		2.50%	0.21%
11	Meters/Meter Installation	334.4		5.00%	0.42%
12	Hydrants	335.4		0.00%	0.00%

HL

Composite Rate Calculation:		UPIS Balance 6/30/04			2004 Depreciation Rate		Annual
		Adjusted Bal	Contr Prop	For Comp Calc	Annual	Monthly	Depreciation Expense
1	INTANGIBLE PLANT	INTANGIBLE PLANT					
2	Organization	301.1	0		0.00%		
3	Franchises	302.1	425		2.50%		
4	Other Plant & Misc. Equipment	339.1	0		0.00%		
5	SOURCE OF SUPPLY & PUMPING PLANT				0.00%		
6	Land & Land Rights	303.2	260		0.00%		
7	Structures & Improvements	304.2	0	0	3.13%	0.26%	0
8	Collect. & Impound Reservoirs	305.2	0		0.00%		
9	Lake, River & Other Intakes	306.2	0		0.00%		
10	Wells & Springs	307.2	0		0.00%		
11	Infiltration Galleries & Tunnels	308.2	0	0	0.00%	0.00%	0
12	Supply Mains	309.2	0		0.00%		
13	Power Generation Equipment	310.2	7,777	7,777	2.86%	0.24%	222
14	Pumping Equipment	311.2	0	0	0.00%	0.00%	0
15	Other Plant & Misc. Equipment	339.2	0	0	0.00%	0.00%	0
16	WATER TREATMENT PLANT				0.00%		
17	Land & Land Rights	303.3	0		0.00%		
18	Structures & Improvements	304.3	0		0.00%		
19	Pumping Equipment	311.3	0	0	3.13%	0.26%	0
20	Water Treatment Equipment	320.3	0		0.00%		
21	Other Plant & Misc. Equipment	339.3	0	0	0.00%	0.00%	0
22	TRANSMISSION & DISTRIBUTION PLANT				0.00%		
23	Land & Land Rights	303.4	0		0.00%		
24	Structures & Improvements	304.4	0		0.00%		
25	Pumping Equipment	311.4	0	0	3.13%	0.26%	0
26	Distr. Reservoirs & Standpipes	330.4	0		0.00%		
27	Transm. & Distribution Mains	331.4	Contributed	0	0.00%	0.00%	0
28	Services	333.4	Contributed	25,246	2.22%	0.19%	561
29	Meters & Meter Installations	334.4	Contributed	8,031	2.50%	0.21%	201
30	Hydrants	335.4	Contributed	5,908	5.00%	0.42%	295
31	Backflow Prevention	335.4	Contributed	0	0.00%	0.00%	0
32	Other Plant & Misc. Equipment	339.4	0	0	0.00%	0.00%	0
33	GENERAL PLANT				0.00%	0.00%	0
34	Land & Land Rights	303.5	0		0.00%		
35	Structures & Improvements	304.5	0		0.00%		
36	Office Furniture & Equipment	340.5	0		3.13%		
37	Computer Equipment	340.51	0		0.00%		
38	Transportation Equipment	341.5	0		0.00%		
39	Stores Equipment	342.5	0		0.00%		
40	Tools, Shop & Garage Equipment	343.5	0		0.00%		
41	Laboratory Equipment	344.5	0		6.67%		
42	Power Operated Equipment	345.5	0		0.00%		
43	Communication Equipment	346.5	535		10.00%		
44	Miscellaneous Equipment	347.5	0		0.00%		
45	Other Tangible Plant	348.5	0		0.00%		
63	UPIS/Dep Exp Totals and Composite Rate for CIAC Amortization			46,962			1,279
				TRUE			Composite Rate 2.72%

75

Line No.	Description	Annual Depr Rate	Mo Depr Rate
Explanation: Rearrange Amortization Rates for CIAC shown above into new Categories that combine certain data			
64	Cash CIAC		
65	Water Treatment Equipment	2.72%	0.23%
66	Meter Fees	5.00%	0.42%
67	Main Extension Charge	2.22%	0.19%
	Service Installation Fees	2.50%	0.21%
Property CIAC:			
68	Dist Res & Standpipe	0.00%	0.00%
69	T&D Mains	2.22%	0.19%
70	Services	2.50%	0.21%
71	Meters/Meter Installation	5.00%	0.42%
72	Hydrants	0.00%	0.00%

Schedule of Water Amortization of CIAC by Classification- 2004
Adjusted CIAC Balances- June through December 2004

Florida Public Service Commission

Holiday Haven - Water
Docket No. 060368-WS
Schedule Year Ended: 2004
Historic [x] or Projected []

Explanation: Provide Adjusted CIAC balances by account for the period beginning 6/30/04 when the Florida Water Services properties were acquired by AQUA, Inc. through the year ended 12/31/04. While 2005 is the historical test year, balances back to 6/30/04 are needed since adjustments to book balances are made beginning that date.

Schedule: A-12
Page: 4 of 8
Preparer:

Line No.	Description	(1) 06/30/04	(2) 07/31/04	(3) 08/31/04	(4) 09/30/04	(5) 10/31/04	(6) 11/30/04	(7) 12/31/04
Cash CIAC:								
1	Water Treatment Equipment	4	4	4	4	4	704	704
2	Meter Fees	4,030	4,030	4,030	4,030	4,030	4,120	4,120
3	Main Extension Charge	35,773	35,773	35,773	35,773	35,773	35,916	35,916
4	Service Installation Fees	572	572	572	572	572	1,018	1,018
5	Total Cash CIAC	40,380	40,380	40,380	40,380	40,380	41,759	41,759
Property CIAC:								
6	Dist Reservoirs & Standpipes	0	0	0	0	0	0	0
7	T&D Mains	0	0	0	0	0	0	0
8	Services	0	0	0	0	0	0	0
9	Meters/Meter Installation	0	0	0	0	0	0	0
10	Hydrants	0	0	0	0	0	0	0
11	Total Property CIAC	0	0	0	0	0	0	0
12	Total Water CIAC	40,380	40,380	40,380	40,380	40,380	41,759	41,759

Schedule of Water Amortization of CIAC by Classification- 2004
CIAC Amortization Rates- July through December 2004

Florida Public Service Commission

Holiday Haven - Water
Docket No. 060368-WS
Schedule Year Ended: 2004
Historic [x] or Projected []

Explanation: Provide a Schedule showing Amortization Rates by CIAC Categories

Schedule: A-14
Page: 2, wrk-3
Preparer:

Line No.	(1) Description	(2) Annual Rates	(3) July	(4) Aug	(5) Monthly Rates Sep	(6) Oct	(7) Nov	(8) Dec
Cash CIAC:								
1	Water Treatment Equipment	2.72%	0.23%	0.23%	0.23%	0.23%	0.23%	0.23%
2	Meter Fees	5.00%	0.42%	0.42%	0.42%	0.42%	0.42%	0.42%
3	Main Extension Charge	2.22%	0.19%	0.19%	0.19%	0.19%	0.19%	0.19%
4	Service Installation Fees	2.50%	0.21%	0.21%	0.21%	0.21%	0.21%	0.21%
Property CIAC:								
6	Dist Reservoirs & Standpipes	0.00%	0.00%	0.00%	0.00%	0.00%	0.00%	0.00%
7	T&D Mains	2.22%	0.19%	0.19%	0.19%	0.19%	0.19%	0.19%
8	Services	2.50%	0.21%	0.21%	0.21%	0.21%	0.21%	0.21%
9	Meters/Meter Installation	5.00%	0.42%	0.42%	0.42%	0.42%	0.42%	0.42%
10	Hydrants	0.00%	0.00%	0.00%	0.00%	0.00%	0.00%	0.00%

77

Schedule of Water Amortization of CIAC by Classification - 2004 CIAC Amortization - July through December 2004										Florida Public Service Commission
Holiday Haven - Water Docket No. 060368-WS Schedule Year Ended: 2004 Historic [x] or Projected []		[] =input field Explanation: Provide a Schedule showing additions to CIAC during 2004 from the date of Acquisition 6/30/04.								Schedule: A-14 Page: 2, wrk-4 Preparer:
Line No.	(1) Description	(2)	(3) July	(4) Aug	(5) Sep	(6) Oct	(7) Nov	(8) Dec	(9) 2004 Total	
Cash CIAC:										
1	Water Treatment Equipment		0	0	0	0	2	2	3	
2	Meter Fees		17	17	17	17	17	17	102	
3	Main Extension Charge		66	66	66	66	67	67	398	
4	Service Installation Fees		1	1	1	1	2	2	9	
5	Total Cash CIAC		84	84	84	84	87	87	512	
Property CIAC:										
6	Dist Reservoirs & Standpipes		0	0	0	0	0	0	0	
7	T&D Mains		0	0	0	0	0	0	0	
8	Services		0	0	0	0	0	0	0	
9	Meters/Meter Installation		0	0	0	0	0	0	0	
10	Hydrants		0	0	0	0	0	0	0	
11	Total Property CIAC		0	0	0	0	0	0	0	
12	Total Water CIAC		84	84	84	84	87	87	512	
Schedule of Water Amortization of CIAC by Classification - 2004 Adjustments to CIAC - July through December 2004										
Holiday Haven - Water Docket No. 060368-WS Schedule Year Ended: 2004 Historic [x] or Projected []		[] =input field Explanation: Provide Adjustments to CIAC Amendatory Order balances other than changes resulting from CIAC Additions for 2004								Florida Public Service Commission Schedule: A-14 Page: 2, wrk-5 Preparer:
Line No.	(1) Description	(2)	(3) July	(4) Aug	(5) Sep	(6) Oct	(7) Nov	(8) Dec	(9) 2004 Total	
Cash CIAC:										
1	Water Treatment Equipment									
2	Meter Fees									
3	Main Extension Charge									
4	Service Installation Fees									
5	Total Cash CIAC		0	0	0	0	0	0	0	
Property CIAC:										
6	Dist Reservoirs & Standpipes									
7	T&D Mains									
8	Services									
9	Meters/Meter Installation									
10	Hydrants									
11	Total Property CIAC		0	0	0	0	0	0	0	
12	Total Water CIAC		0	0	0	0	0	0	0	

72

Line	(1)	(2)	(3)	(4)	(5)	(6)	(7)	(8)	(9)
No									
Description	06/30/04	07/31/04	08/31/04	09/30/04	10/31/04	11/30/04	12/31/04		
Cash CIAC	24,615	24,615	24,615	24,615	24,615	24,617	24,618		
Water Treatment Equipment	1,340	1,357	1,374	1,390	1,407	1,424	1,442		
Meter Fees	219	285	351	418	484	550	617		
Main Extension Charge	32	33	34	36	37	39	41		
Service Installation Fees	26,206	26,290	26,374	26,459	26,543	26,630	26,718		
Total Cash CIAC									
Property CIAC:									
Dist Reservoirs & Standpipes	0	0	0	0	0	0	0		
T&D Mains	0	0	0	0	0	0	0		
Services	0	0	0	0	0	0	0		
Meters/Meter Installation	0	0	0	0	0	0	0		
Hydrants	0	0	0	0	0	0	0		
Total Property CIAC	0	0	0	0	0	0	0		
Total Water CIAC	26,206	26,290	26,374	26,459	26,543	26,630	26,718		

Schedule of Water Amortization of CIAC by Classification - 2004
 Adjusted Amortization of CIAC Balances - June through December 2004
 Holiday Haven - Water
 Docket No. 060388-WS
 Schedule Year Ended: 2004
 Historic [x] or Projected []
 Explanation: Provide Adjusted CIAC balances by account for the period beginning 6/30/04 when the Florida Water Services properties were acquired by AQUA, Inc. through the year ended 12/31/04. While 2005 is the historical test year, balances back to 6/30/04 are needed since adjustments to book balances are made beginning that date.

Florida Public Service Commission
 Schedule: A-14
 Page: 2, wrk-8
 Preparer: [Redacted]

CALCULATE CIAC AMORTIZATION RATES

Schedule of Water Amortization of CIAC by Classification- 2005
 Calculate Amortization Rates for Calendar Year 2005

Florida Public Service Commission

Holiday Haven - Water
 Docket No. 060368-WS
 Schedule Year Ended: 2005
 Historic [x] or Projected []

[] =input field
 Explanation: Identify CIAC Amortization Rates based on Annual Report Depreciation Rates

Schedule: A-12
 Page:
 Preparer:

				Annual Depn Rate	Monthly Dep'n Rate
Categories-lines to below					
	Cash CIAC:				
1	Capacity Charges	271.1			
2	CIAC-1999 Acquisition	271.3	Water Treatment Equip (see Composite Calc)	2.72%	0.23%
3	Unclaimed Refunds	271.3	Water Treatment Equip (see Composite Calc)	2.72%	0.23%
4	Main Ext Charge	271.3	Water Treatment Equip (see Composite Calc)	2.72%	0.23%
5	Serv Install Charge	271.3	Main Extension Charge acct 331.4	2.22%	0.19%
6	Meter Fees	271.3	Service Installation Charge acct 333.4	2.50%	0.21%
			Meter Fees acct 334.4	5.00%	0.42%
7	Total Cash CIAC				
	Contributed Property	271.2			
8	Dist Res & Standpipe	330.4		0.00%	0.00%
9	T&D Mains	331.4		2.22%	0.19%
10	Services	333.4		2.50%	0.21%
11	Meters/Meter Installation	334.4		5.00%	0.42%
12	Hydrants	335.4		0.00%	0.00%

OS

Composite Rate Calculation			UPIS Balance 12/31/04			Depreciation Rate		Depreciation
			Adj Bal	Contr Prop	For Comp Calc	Annual	Monthly	Expense
1	INTANGIBLE PLANT							
2	Organization	301.1	0			0.00%		
3	Franchises	302.1	425			2.50%		
4	Other Plant & Misc. Equipment	339.1	0			0.00%		
5	SOURCE OF SUPPLY & PUMPING PLANT							
6	Land & Land Rights	303.2	260			0.00%		
7	Structures & Improvements	304.2	0			0.00%		
8	Collect. & Impound Reservoirs	305.2	0		0	3.13%	0.26%	0
9	Lake, River & Other Intakes	306.2	0			0.00%		
10	Wells & Springs	307.2	0			0.00%		
11	Infiltration Galleries & Tunnels	308.2	0		0	0.00%	0.00%	0
12	Supply Mains	309.2	0			0.00%		
13	Power Generation Equipment	310.2	7,777		7,777	2.86%	0.24%	222
14	Pumping Equipment	311.2	0		0	0.00%	0.00%	0
15	Other Plant & Misc. Equipment	339.2	0		0	0.00%	0.00%	0
16	WATER TREATMENT PLANT							
17	Land & Land Rights	303.3	0			0.00%		
18	Structures & Improvements	304.3	0			0.00%		
19	Pumping Equipment	311.3	0		0	3.13%	0.26%	0
20	Water Treatment Equipment	320.3	0			0.00%		
21	Other Plant & Misc. Equipment	339.3	0		0	0.00%	0.00%	0
22	TRANSMISSION & DISTRIBUTION PLANT							
23	Land & Land Rights	303.4	0			0.00%		
24	Structures & Improvements	304.4	0			0.00%		
25	Pumping Equipment	311.4	0		0	3.13%	0.26%	0
26	Distr. Reservoirs & Standpipes	330.4	0			0.00%		
27	Transm. & Distribution Mains	331.4	0	0	0	0.00%	0.00%	0
28	Services	333.4	25,246	0	25,246	2.22%	0.19%	561
29	Meters & Meter Installations	334.4	8,031	0	8,031	2.50%	0.21%	201
30	Hydrants	335.4	5,908	0	5,908	5.00%	0.42%	295
31	Backflow Prevention	336.4	0	0	0	0.00%	0.00%	0
32	Other Plant & Misc. Equipment	339.4	0			0.00%	0.00%	0
33	GENERAL PLANT							
34	Land & Land Rights	303.5	0			0.00%		
35	Structures & Improvements	304.5	0			0.00%		
36	Office Furniture & Equipment	340.5	0			3.13%		
37	Computer Equipment	340.51	0			0.00%		
38	Transportation Equipment	341.5	0			0.00%		
39	Stores Equipment	342.5	0			0.00%		
40	Tools, Shop & Garage Equipment	343.5	0			0.00%		
41	Laboratory Equipment	344.5	0			0.00%		
42	Power Operated Equipment	345.5	0			6.67%		
43	Communication Equipment	346.5	0			0.00%		
44	Miscellaneous Equipment	347.5	535			10.00%		
45	Other Tangible Plant	348.5	0			0.00%		
63	UPIS/Dep Exp Totals and Composite Rate for CIAC Amortization				46,962			1,279
					TRUE			Composite Rate 2.72%

18

Line No.	Description	Explanation: Rearrange Amortization Rates for CIAC shown above into new Categories that combine certain data									
						Annual Depr Rate	Mo Depr Rate				
	Cash CIAC:										
64	Water Treatment Equipment										
65	Meter Fees					2.72%	0.23%				
66	Main Extension Charge					5.00%	0.42%				
67	Service Installation Fees					2.22%	0.19%				
						2.50%	0.21%				
	Property CIAC:										
68	Dist Res & Standpipe										
69	T&D Mains					0.00%	0.00%				
70	Services					2.22%	0.19%				
71	Meters/Meter Installation					2.50%	0.21%				
72	Hydrants					5.00%	0.42%				
						0.00%	0.00%				

82

Schedule of Water Amortization of CIAC by Classification- 2005														Florida Public Service Commission	
Adjusted CIAC Balances- 2005														Schedule: A-12	
Holiday Haven - Water														Page: 4 of 8	
Docket No. 060368-WS														Preparer:	
Explanation: Provide Adjusted CIAC balances by account for 2005															
Schedule Year Ended: 2005															
Historic [x] or Projected []															
Line No.	Description	(2) 12/31/04	(3) 01/31/05	(4) 02/28/05	(5) 03/31/05	(6) 04/30/05	(7) 05/31/05	(8) 06/30/05	(9) 07/31/05	(10) 08/31/05	(11) 09/30/05	(12) 10/31/05	(13) 11/30/05	(14) Test Year End 12/31/05	(15) Average Balance
Cash CIAC:															
1	Water Treatment Equipment	704	704	704	704	704	704	704	704	704	704	704	704	704	704
2	Meter Fees	4,120	4,120	4,120	4,120	4,120	4,120	4,120	4,120	4,120	4,120	4,120	4,120	4,120	4,120
3	Main Extension Charge	35,916	35,916	35,916	35,916	35,916	35,916	35,916	35,916	35,916	35,916	35,916	35,916	35,916	35,916
4	Service Installation Fees	1,018	1,018	1,018	1,018	1,018	1,018	1,018	1,018	1,018	1,018	1,018	1,018	1,018	1,018
5	Total Cash CIAC	41,759	41,759	41,759	41,759	41,759	41,759	41,759	41,759	41,759	41,759	41,759	41,759	41,759	41,759
Property CIAC:															
6	Dist Reservoirs & Standpipes	0	0	0	0	0	0	0	0	0	0	0	0	0	0
7	T&D Mains	0	0	0	0	0	0	0	0	0	0	0	0	0	0
8	Services	0	0	0	0	0	0	0	0	0	0	0	0	0	0
9	Meters/Meter Installation	0	0	0	0	0	0	0	0	0	0	0	0	0	0
10	Hydrants	0	0	0	0	0	0	0	0	0	0	0	0	0	0
11	Total Property CIAC	0	0	0	0	0	0	0	0	0	0	0	0	0	0
12	Total Water CIAC	41,759	41,759	41,759	41,759	41,759	41,759	41,759	41,759	41,759	41,759	41,759	41,759	41,759	41,759

Schedule of Water Amortization of CIAC by Classification- 2005														Florida Public Service Commission	
CIAC Amortization Rates - 2005														Schedule: A-14	
Holiday Haven - Water														Page: 2, wrk-3	
Docket No. 060368-WS														Preparer:	
Explanation: Provide a Schedule showing Amortization Rates by CIAC															
Schedule Year Ended: 2005															
Historic [x] or Projected []															
Line No.	Description	(2) Annual Rates	(3) Jan	(4) Feb	(5) Mar	(6) Monthly Rates Apr	(7) May	(8) Jun	(9) Jul	(10) Aug	(11) Sep	(12) Oct	(13) Nov	(14) Dec	
Cash CIAC:															
1	Water Treatment Equipment	2.72%	0.23%	0.23%	0.23%	0.23%	0.23%	0.23%	0.23%	0.23%	0.23%	0.23%	0.23%	0.23%	
2	Meter Fees	5.00%	0.42%	0.42%	0.42%	0.42%	0.42%	0.42%	0.42%	0.42%	0.42%	0.42%	0.42%	0.42%	
3	Main Extension Charge	2.22%	0.19%	0.19%	0.19%	0.19%	0.19%	0.19%	0.19%	0.19%	0.19%	0.19%	0.19%	0.19%	
4	Service Installation Fees	2.50%	0.21%	0.21%	0.21%	0.21%	0.21%	0.21%	0.21%	0.21%	0.21%	0.21%	0.21%	0.21%	
5	Total Cash CIAC														
Property CIAC:															
6	Dist Reservoirs & Standpipes	0.00%	0.00%	0.00%	0.00%	0.00%	0.00%	0.00%	0.00%	0.00%	0.00%	0.00%	0.00%	0.00%	
7	T&D Mains	2.22%	0.21%	0.21%	0.21%	0.21%	0.21%	0.21%	0.21%	0.21%	0.21%	0.21%	0.21%	0.21%	
8	Services	2.50%	0.42%	0.42%	0.42%	0.42%	0.42%	0.42%	0.42%	0.42%	0.42%	0.42%	0.42%	0.42%	
9	Meters/Meter Installation	5.00%	0.42%	0.42%	0.42%	0.42%	0.42%	0.42%	0.42%	0.42%	0.42%	0.42%	0.42%	0.42%	
10	Hydrants	0.00%	0.00%	0.00%	0.00%	0.00%	0.00%	0.00%	0.00%	0.00%	0.00%	0.00%	0.00%	0.00%	

LB

Line No.	(1) Description	(2)	(3) Jan	(4) Feb	(5) Mar	(6) Apr	(7) May	(8) Jun	(9) Jul	(10) Aug	(11) Sep	(12) Oct	(13) Nov	(14) Dec	(15) 2005 Total
11	Total Property CIAC														
12	Total Water CIAC														
CIAC Amortization- 2005 Holiday Haven - Water Docket No. 060368-WS Schedule Year Ended: 2005 Historic [x] or Projected []			<input type="text"/> =input field Explanation: Provide a Schedule showing additions to CIAC during 2005 from the date of Acquisition												
Florida Public Service Commission Schedule: A-14 Page: 2, wrk-4 Preparer:															
1	Cash CIAC:														
1	Water Treatment Equipment		2	2	2	2	2	2	2	2	2	2	2	2	19
2	Meter Fees		17	17	17	17	17	17	17	17	17	17	17	17	206
3	Main Extension Charge		67	67	67	67	67	67	67	67	67	67	67	67	798
4	Service Installation Fees		2	2	2	2	2	2	2	2	2	2	2	2	25
5	Total Cash CIAC		87	87	87	87	87	87	87	87	87	87	87	87	1,049
6	Property CIAC:														
6	Dist Reservoirs & Standpipes		0	0	0	0	0	0	0	0	0	0	0	0	0
7	T&D Mains		0	0	0	0	0	0	0	0	0	0	0	0	0
8	Services		0	0	0	0	0	0	0	0	0	0	0	0	0
9	Meters/Meter Installation		0	0	0	0	0	0	0	0	0	0	0	0	0
10	Hydrants		0	0	0	0	0	0	0	0	0	0	0	0	0
11	Total Property CIAC		0	0	0	0	0	0	0	0	0	0	0	0	0
12	Total Water CIAC		87	87	87	87	87	87	87	87	87	87	87	87	1,049
			0.21%	0.21%	0.21%	0.21%	0.21%	0.21%	0.21%	0.21%	0.21%	0.21%	0.21%	0.21%	2.51%
Schedule of Water Amortization of CIAC by Classification- 2005 Adjustments to CIAC Amort Bal-2005			<input type="text"/> =input field Explanation: Provide Adjustments to CIAC Amortatory Order balances other than changes resulting from CIAC Additions for 2005												
Florida Public Service Commission Schedule: A-14 Page: 2, wrk-5 Preparer:															
1	Cash CIAC:														
1	Water Treatment Equipment														0
2	Meter Fees														0
3	Main Extension Charge														0
4	Service Installation Fees														0
5	Total Cash CIAC		0	0	0	0	0	0	0	0	0	0	0	0	0
6	Property CIAC:														
6	Dist Reservoirs & Standpipes														0
7	T&D Mains														0
8	Services														0
9	Meters/Meter Installation														0
10	Hydrants														0
11	Total Property CIAC		0	0	0	0	0	0	0	0	0	0	0	0	0
12	Total Water CIAC		0	0	0	0	0	0	0	0	0	0	0	0	0

h8

Schedule of Water Amortization of CIAC by Classification - 2005 Adjusted Accumulated Amortization of CIAC Balances - 2005												Florida Public Service Commission			
Holiday Haven - Water Docket No. 060368-W5 Schedule Year Ended: 2005 Historic [x] or Projected []												Schedule: A-14 Page: 2, wrk-8 Preparer:			
Explanation: Provide adjusted Accumulated Amortization of CIAC balances by account for the period beginning 12/31/04 through the year ended 12/31/05, and 13 month average.															
Line No.	Description	(2) Prior Year 12/31/04	(3) 01/31/05	(4) 02/28/05	(5) 03/31/05	(6) 04/30/05	(7) 05/31/05	(8) 06/30/05	(9) 07/31/05	(10) 08/31/05	(11) 09/30/05	(12) 10/31/05	(13) 11/30/05	(14) Test Year End 12/31/05	(15) Average Balance
Cash CIAC:															
1	Water Treatment Equipment	24,618	24,620	24,621	24,623	24,625	24,626	24,628	24,629	24,631	24,633	24,634	24,636	24,637	24,628
2	Meter Fees	1,442	1,459	1,476	1,493	1,510	1,527	1,545	1,562	1,579	1,596	1,613	1,630	1,648	1,545
3	Main Extension Charge	617	684	750	817	883	950	1,016	1,083	1,149	1,216	1,282	1,349	1,415	1,016
4	Service Installation Fees	41	43	45	47	49	52	54	56	58	60	62	64	66	54
5	Total Cash CIAC	26,718	26,805	26,893	26,980	27,067	27,155	27,242	27,330	27,417	27,504	27,592	27,679	27,767	27,242
Property CIAC:															
6	Dist Reservoirs & Standpipes	0	0	0	0	0	0	0	0	0	0	0	0	0	0
7	T&D Mains	0	0	0	0	0	0	0	0	0	0	0	0	0	0
8	Services	0	0	0	0	0	0	0	0	0	0	0	0	0	0
9	Meters/Meter Installation	0	0	0	0	0	0	0	0	0	0	0	0	0	0
10	Hydrants	0	0	0	0	0	0	0	0	0	0	0	0	0	0
11	Total Property CIAC	0	0	0	0	0	0	0	0	0	0	0	0	0	0
12	Total Water CIAC	26,718	26,805	26,893	26,980	27,067	27,155	27,242	27,330	27,417	27,504	27,592	27,679	27,767	27,242
															FALSE

758

Schedule of Accumulated Amortization of CIAC by Classification

Test Year Average Balance

Holiday Haven

Docket No. 060368-WS

Test Year Ending 12/31/05

Florida Public Service Commission

Schedule: A-14

Page: 3 of 5

Preparer: Robert M. Griffin

Explanation: Provide the Adjusted monthly and average Accumulated Amortization of CIAC balances by classification. If a projected year is employed, provide breakdown for test year, base year and intermediate year also.

Line No.	(1) Description	(2) Prior Year 12/31/04	(3) Jan	(4) Feb	(5) Mar	(6) Apr	(7) May	(8) Jun	(9) Jul	(10) Aug	(11) Sep	(12) Oct	(13) Nov	(14) Test Year End Dec	(15) Average Balance
WATER															
Cash															
1	Water Treatment Equipment	24,618	24,620	24,621	24,623	24,625	24,626	24,628	24,629	24,631	24,633	24,634	24,636	24,637	24,628
2	Meter Fees	1,442	1,459	1,476	1,493	1,510	1,527	1,545	1,562	1,579	1,596	1,613	1,630	1,648	1,545
3	Main Extension Charge	617	684	750	817	883	950	1,016	1,083	1,149	1,216	1,282	1,349	1,415	1,016
4	Service Installation Fees	41	43	45	47	49	52	54	56	58	60	62	64	66	54
5	Total Cash	26,718	26,805	26,893	26,980	27,067	27,155	27,242	27,330	27,417	27,504	27,592	27,679	27,767	27,242
Property															
6	Dist Reservoirs & Standpipes	0	0	0	0	0	0	0	0	0	0	0	0	0	0
7	T&D Mains	0	0	0	0	0	0	0	0	0	0	0	0	0	0
8	Services	0	0	0	0	0	0	0	0	0	0	0	0	0	0
9	Meters/Meter Installation	0	0	0	0	0	0	0	0	0	0	0	0	0	0
10	Hydrants	0	0	0	0	0	0	0	0	0	0	0	0	0	0
11	Total Property	0	0	0	0	0	0	0	0	0	0	0	0	0	0
12	Total Water	26,718	26,805	26,893	26,980	27,067	27,155	27,242	27,330	27,417	27,504	27,592	27,679	27,767	27,242
SEWER															
Cash															
13	Treatment & Disposal Equipment	46,658	46,907	47,157	47,406	47,656	47,905	48,155	48,404	48,654	48,903	49,153	49,402	49,652	48,155
14	Other	0	0	0	0	0	0	0	0	0	0	0	0	0	0
15	Main Extension Charge	364	371	377	383	389	395	402	408	414	420	426	433	439	402
16	Service Installation Fees	1,476	1,490	1,504	1,518	1,531	1,545	1,559	1,573	1,587	1,600	1,614	1,628	1,642	1,559
17	Total Cash	48,498	48,768	49,037	49,307	49,576	49,846	50,115	50,385	50,654	50,924	51,194	51,463	51,733	50,115
Property															
18	Structures & Improvements	0	0	0	0	0	0	0	0	0	0	0	0	0	0
19	Collection Sewers- Force	0	0	0	0	0	0	0	0	0	0	0	0	0	0
20	Collection Sewers- Gravity	0	0	0	0	0	0	0	0	0	0	0	0	0	0
21	Services to Customers	0	0	0	0	0	0	0	0	0	0	0	0	0	0
22	Lift Stations	0	0	0	0	0	0	0	0	0	0	0	0	0	0
23	Pumping Equipment	0	0	0	0	0	0	0	0	0	0	0	0	0	0
24	Reuse Services	0	0	0	0	0	0	0	0	0	0	0	0	0	0
25	Reuse Transmission & Dist Mains	0	0	0	0	0	0	0	0	0	0	0	0	0	0
26	Other Plant Misc Equip	0	0	0	0	0	0	0	0	0	0	0	0	0	0
27	Total Property	0	0	0	0	0	0	0	0	0	0	0	0	0	0
28	Total Sewer	48,498	48,768	49,037	49,307	49,576	49,846	50,115	50,385	50,654	50,924	51,194	51,463	51,733	50,115

85-1

CALCULATE CIAC AMORTIZATION RATES- January thru April 2006

Schedule of Water Amortization of CIAC by Classification- 2006
 Calculate Amortization Rates for Calendar Year 2005

Florida Public Service Commission

Holiday Haven - Water
 Docket No. 060368-WS
 Schedule Year Ended: 2006
 Historic [x] or Projected [x]

Explanation: Identify CIAC Amortization Rates based on Annual Report Depreciation Rates

Schedule: A-12
 Page:
 Preparer:

				Annual Depn Rate	Monthly Dep'n Rate
Categories-lines to below					
Cash CIAC:					
1	Capacity Charges	271.1	Water Treatment Equip (see Composite Calc)	3.11%	0.00%
2	CIAC-1999 Acquisition	271.3	Water Treatment Equip (see Composite Calc)	3.11%	0.00%
3	Unclaimed Refunds	271.3	Water Treatment Equip (see Composite Calc)	3.11%	0.00%
4	Main Ext Charge	271.3	Main Extension Charge acct 331.4	2.22%	0.24%
5	Serv Install Charge	271.3	Service Installation Charge acct 333.4	2.50%	0.21%
6	Meter Fees	271.3	Meter Fees acct 334.4	5.00%	0.42%
7	Total Cash CIAC				
Contributed Property					
8	Dist Res & Standpipe	330.4		0.00%	0.00%
9	T&D Mains	331.4		2.22%	0.19%
10	Services	333.4		2.50%	0.21%
11	Meters/Meter Installation	334.4		5.00%	0.42%
12	Hydrants	335.4		0.00%	0.00%

56

Composite Rate Calculation:			UPIS Balance 12/31/05			Depreciation Rate		Depreciation Expense											
			Adj Bal	Contr Prop	For Comp Calc	Annual	Monthly												
1	INTANGIBLE PLANT																		
2	Organization	301.1	0			0.00%													
3	Franchises	302.1	425			2.50%													
4	Other Plant & Misc. Equipment	339.1	0			0.00%													
5	SOURCE OF SUPPLY & PUMPING PLANT					0.00%													
6	Land & Land Rights	303.2	260			0.00%													
7	Structures & Improvements	304.2	0		0	3.13%	0.26%	0											
8	Collect & Impound Reservoirs	305.2	0			0.00%													
9	Lake, River & Other Intakes	306.2	0			0.00%													
10	Wells & Springs	307.2	0		0	0.00%	0.00%	0											
11	Infiltration Galleries & Tunnels	308.2	0			0.00%													
12	Supply Mains	309.2	7,777		7,777	2.86%	0.24%	222											
13	Power Generation Equipment	310.2	0		0	0.00%	0.00%	0											
14	Pumping Equipment	311.2	0		0	0.00%	0.00%	0											
15	Other Plant & Misc. Equipment	339.2	0			0.00%	0.00%	0											
16	WATER TREATMENT PLANT					0.00%													
17	Land & Land Rights	303.3	0			0.00%													
18	Structures & Improvements	304.3	0		0	3.13%	0.26%	0											
19	Pumping Equipment	311.3	0			0.00%													
20	Water Treatment Equipment	320.3	0		0	0.00%	0.00%	0											
21	Other Plant & Misc. Equipment	339.3	0			0.00%													
22	TRANSMISSION & DISTRIBUTION PLANT					0.00%													
23	Land & Land Rights	303.4	0			0.00%													
24	Structures & Improvements	304.4	0		0	3.13%	0.26%	0											
25	Pumping Equipment	311.4	0			0.00%													
26	Distr. Reservoirs & Standpipe	330.4	0	0	0	0.00%	0.00%	0											
27	Transm. & Distribution Mains	331.4	29,627	0	29,627	2.22%	0.19%	658											
28	Services	333.4	8,031	0	8,031	2.50%	0.21%	201											
29	Meters & Meter Installations	334.4	17,414	0	17,414	5.00%	0.42%	871											
30	Hydrants	335.4	0	0	0	0.00%	0.00%	0											
31	Backflow Prevention	336.4	0			0.00%													
32	Other Plant & Misc. Equipment	339.4	0		0	0.00%	0.00%	0											
33	GENERAL PLANT					0.00%													
34	Land & Land Rights	303.5	0			0.00%													
35	Structures & Improvements	304.5	0			3.13%													
36	Office Furniture & Equipment	340.5	0			0.00%													
37	Computer Equipment	340.51	0			0.00%													
38	Transportation Equipment	341.5	0			0.00%													
39	Stores Equipment	342.5	0			0.00%													
40	Tools, Shop & Garage Equipment	343.5	0			0.00%													
41	Laboratory Equipment	344.5	0			6.67%													
42	Power Operated Equipment	345.5	0			0.00%													
43	Communication Equipment	346.5	535			10.00%													
44	Miscellaneous Equipment	347.5	0			0.00%													
45	Other Tangible Plant	348.5	0			0.00%													
63	UPIS/Dep Exp Totals and Composite Rate for CIAC Amortization					62,849		1,952	3.11%										
						TRUE													

		Explanation: Rearrange Amortization Rates for CIAC shown above into new Categories that combine certain data									
Line No	Description										
						Annual Depr Rate	Mo Depr Rate				
	Cash CIAC:										
64	Water Treatment Equipment					3.11%	0.00%				
65	Meter Fees					5.00%	0.42%				
66	Main Extension Charge					2.22%	0.24%				
67	Service Installation Fees					2.50%	0.21%				
	Property CIAC:										
68	Dist Res & Standpipe					0.00%	0.00%				
69	T&D Mains					2.22%	0.19%				
70	Services					2.50%	0.21%				
71	Meters/Meter Installation					5.00%	0.42%				
72	Hydrants					0.00%	0.00%				

82

CALCULATE CIAC AMORTIZATION RATES - Beginning May 2006 (Start Guideline Lives)		Florida Public Service Commission	
Schedule of Water Amortization of CIAC by Classification- 2006 Calculate Amortization Rates for Calendar Year 2005		Schedule: A-12	
Holiday Haven - Water Docket No. 060368 WS Schedule Year Ended: 2006 Historic [x] or Projected [x]		Page: Preparer:	
Explanation: Identify CIAC Amortization Rates based on Annual Report Depreciation Rates		Monthly Deprn Rate	
Input field		Annual Deprn Rate	
Categories-lines to below			
Cash CIAC:			
1 Capacity Charges	271.1	3.15%	0.26%
2 CIAC-1995 Acquisition	271.3	3.15%	0.26%
3 Unclaimed Refunds	271.3	3.15%	0.26%
4 Main Ext Charge	271.3	2.50%	0.21%
5 Serv Install Charge	271.3	5.00%	0.42%
6 Meter Fees	271.3		
7 Total Cash CIAC			
Contributed Property			
8 Dist Res & Standpipe	271.2	2.70%	0.23%
9 T&D Mains	304.4	2.33%	0.19%
10 Services	334.4	2.50%	0.21%
11 Meters/Meter Installation	304.4	5.00%	0.42%
12 Hydrants	335.4	2.22%	0.19%

Composite Rate Calculation:		UPIS Balance 4/30/06			Guideline Lives eff 5/06		Depreciation Rate		Depreciation Expense	
		Adj Bal	Confr Prop	For Comp Calc	Annual	Monthly				
1	INTANGIBLE PLANT									
2	Organization	301.1								
3	Franchises	302.1			2.50%					
4	Other Plant & Misc. Equipment	339.1	425		2.50%					
5	SOURCE OF SUPPLY & PUMPING PLANT		0		0.00%					
6	Land & Land Rights	303.2	260						vs annual Depn	
7	Structures & Improvements	304.2	0		0.00%				pre Guideline	0
8	Collect. & Impound Reservoirs	305.2	0	0	3.13%	0.26%		0		0
9	Lake, River & Other Intakes	306.2	0		2.00%					
10	Wells & Springs	307.2	0		2.50%					
11	Infiltration Galleries & Tunnels	308.2	0	0	3.33%	0.28%		0		0
12	Supply Mains	309.2			2.50%					
13	Power Generation Equipment	310.2	7,777	7,777	2.86%	0.24%		222		222
14	Pumping Equipment	311.2	0	0	5.00%	0.42%		0		0
15	Other Plant & Misc. Equipment	339.2	0	0	5.00%	0.42%		0		0
16	WATER TREATMENT PLANT				5.56%					
17	Land & Land Rights	303.3	0							
18	Structures & Improvements	304.3	0		0.00%					
19	Pumping Equipment	311.3	0	0	3.13%	0.26%		0		0
20	Water Treatment Equipment	320.3	0		5.00%					
21	Other Plant & Misc. Equipment	339.3	0	0	4.55%	0.38%		0		0
22	TRANSMISSION & DISTRIBUTION PLANT				5.56%					
23	Land & Land Rights	303.4	0							
24	Structures & Improvements	304.4	0		0.00%					
25	Pumping Equipment	311.4	0	0	3.13%	0.26%		0		0
26	Distr. Reservoirs & Standpipes	330.4	0		5.00%					
27	Transm. & Distribution Mains	331.4	0	0	2.70%	0.23%		0		0
28	Services	333.4	29,627	29,627	2.33%	0.19%		689		688
29	Meters & Meter Installations	334.4	8,031	8,031	2.50%	0.21%		201		201
30	Hydrants	335.4	17,414	17,414	5.00%	0.42%		871		871
31	Backflow Prevention	336.4	0	0	2.22%	0.19%		0		0
32	Other Plant & Misc. Equipment	339.4	0	0	6.67%			0		0
33	GENERAL PLANT				4.00%	0.33%		0		0
34	Land & Land Rights	303.5	0							
35	Structures & Improvements	304.5	0		0.00%					
36	Office Furniture & Equipment	340.5	0		2.50%					
37	Computer Equipment	340.51	0		6.67%					
38	Transportation Equipment	341.5	0		16.67%					
39	Stores Equipment	342.5	0		16.67%					
40	Tools, Shop & Garage Equipment	343.5	0		5.56%					
41	Laboratory Equipment	344.5	0		6.25%					
42	Power Operated Equipment	345.5	0		6.67%					
43	Communication Equipment	346.5	0		8.33%					
44	Miscellaneous Equipment	347.5	535		10.00%					
45	Other Tangible Plant	348.5	0		6.67%					
					10.00%					
63	UPIS/Dep Exp Totals and Composite Rate for CIAC Amortization			62,849				1,983	Composite Rate	3.15%
				TRUE				1,983		1,952

06

		Explanation: Rearrange Amortization Rates for CIAC shown above into new Categories that combine certain data																		
Line No.	Description					Annual Depr Rate	Mo Depr Rate													
	Cash CIAC:																			
64	Water Treatment Equipment					3.15%	0.26%													
65	Meter Fees					5.00%	0.42%													
66	Main Extension Charge					2.33%	0.19%													
67	Service Installation Fees					2.50%	0.21%													
	Property CIAC:																			
68	Dist Res & Standpipe					2.70%	0.23%													
69	T&D Mains					2.33%	0.19%													
70	Services					2.50%	0.21%													
71	Meters/Meter Installation					5.00%	0.42%													
72	Hydrants					2.22%	0.19%													

10

Schedule of Water Amortization of CIAC by Classification- 2006															Florida Public Service Commission	
Adjusted CIAC Balances- 2006															Schedule: A-12	
Holiday Haven - Water															Page: 4 of 8	
Docket No. 060368-WS															Preparer:	
Explanation: Provide Adjusted CIAC balances by account for 2006																
Schedule Year Ended: 2006																
Historic [x] or Projected [x]																
Line No.	Description	(2) 12/31/05	(3) 01/31/06	(4) 02/28/06	(5) 03/31/06	(6) 04/30/06	(7) 05/31/06	(8) 06/30/06	(9) 07/31/06	(10) 08/31/06	(11) 09/30/06	(12) 10/31/06	(13) 11/30/06	(14) 12/31/06	(15) Average Balance	
Cash CIAC:																
1	Water Treatment Equipment	704	704	704	704	704	704	704	704	704	704	704	704	704	704	
2	Meter Fees	4,120	4,120	4,120	4,120	4,120	4,120	4,120	4,120	4,120	4,120	4,120	4,120	4,120	4,120	
3	Main Extension Charge	35,916	35,916	35,916	35,916	35,916	35,916	35,916	35,916	35,916	35,916	35,916	35,916	35,916	35,916	
4	Service Installation Fees	1,018	1,018	1,018	1,018	1,018	1,018	1,018	1,018	1,018	1,018	1,018	1,018	1,018	1,018	
5	Total Cash CIAC	41,759	41,759	41,759	41,759	41,759	41,759	41,759	41,759	41,759	41,759	41,759	41,759	41,759	41,759	
Property CIAC:																
6	Dist Reservoirs & Standpipes	0	0	0	0	0	0	0	0	0	0	0	0	0	0	
7	T&D Mains	0	0	0	0	0	0	0	0	0	0	0	0	0	0	
8	Services	0	0	0	0	0	0	0	0	0	0	0	0	0	0	
9	Meters/Meter Installation	0	0	0	0	0	0	0	0	0	0	0	0	0	0	
10	Hydrants	0	0	0	0	0	0	0	0	0	0	0	0	0	0	
11	Total Property CIAC	0	0	0	0	0	0	0	0	0	0	0	0	0	0	
12	Total Water CIAC	41,759	41,759	41,759	41,759	41,759	41,759	41,759	41,759	41,759	41,759	41,759	41,759	41,759	41,759	
Schedule of Water Amortization of CIAC by Classification- 2006															Florida Public Service Commission	
CIAC Amortization Rates - 2006															Schedule: A-14	
Holiday Haven - Water															Page: 2, wrk-3	
Docket No. 060368-WS															Preparer:	
Explanation: Provide a Schedule showing Amortization Rates by CIAC																
Categories for 2006																
Historic [x] or Projected [x]																
Line No.	Description	(2) Annual Rates	(3) Jan	(4) Feb	(5) Mar	(6) Monthly Rates Apr	(7) May	(8) Jun	(9) Jul	(10) Aug	(11) Sep	(12) Oct	(13) Nov	(14) Dec	(15) Guideline Rates	(16) Guideline Lives
Cash CIAC:																
1	Water Treatment Equipment	3.11%	0.26%	0.26%	0.26%	0.26%	0.26%	0.26%	0.26%	0.26%	0.26%	0.26%	0.26%	0.26%	0.26%	3.15%
2	Meter Fees	5.00%	0.42%	0.42%	0.42%	0.42%	0.42%	0.42%	0.42%	0.42%	0.42%	0.42%	0.42%	0.42%	0.42%	5.00%
3	Main Extension Charge	2.22%	0.19%	0.19%	0.19%	0.19%	0.19%	0.19%	0.19%	0.19%	0.19%	0.19%	0.19%	0.19%	0.19%	2.33%
4	Service Installation Fees	2.50%	0.21%	0.21%	0.21%	0.21%	0.21%	0.21%	0.21%	0.21%	0.21%	0.21%	0.21%	0.21%	0.21%	2.50%
Property CIAC:																
6	Dist Reservoirs & Standpipes	0.00%	0.00%	0.00%	0.00%	0.00%	0.23%	0.23%	0.23%	0.23%	0.23%	0.23%	0.23%	0.23%	0.23%	2.70%
7	T&D Mains	2.22%	0.19%	0.19%	0.19%	0.19%	0.19%	0.19%	0.19%	0.19%	0.19%	0.19%	0.19%	0.19%	0.19%	2.33%
8	Services	2.50%	0.21%	0.21%	0.21%	0.21%	0.21%	0.21%	0.21%	0.21%	0.21%	0.21%	0.21%	0.21%	0.21%	2.50%
9	Meters/Meter Installation	5.00%	0.42%	0.42%	0.42%	0.42%	0.42%	0.42%	0.42%	0.42%	0.42%	0.42%	0.42%	0.42%	0.42%	5.00%
10	Hydrants	0.00%	0.00%	0.00%	0.00%	0.00%	0.19%	0.19%	0.19%	0.19%	0.19%	0.19%	0.19%	0.19%	0.19%	2.22%

26

Schedule of Water Amortization of CIAC by Classification- 2006 CIAC Amortization- CIAC Balances x Amort Rates- 2006													Florida Public Service Commission					
Holiday Haven - Water Docket No. 060368-WS Schedule Year Ended: 2006 Historic [x] or Projected [x]													Explanation: Provide a Schedule showing additions to CIAC during 2006 from the date of Acquisition			Schedule: A-14 Page: 2, wrk-4 Preparer:		
Line No	(1) Description	(2)	(3) Jan	(4) Feb	(5) Mar	(6) Apr	(7) May	(8) Jun	(9) Jul	(10) Aug	(11) Sep	(12) Oct	(13) Nov	(14) Dec	(15) 2006 Total			
Cash CIAC:																		
1	Water Treatment Equipment		2	2	2	2	2	2	2	2	2	2	2	2	22			
2	Meter Fees		17	17	17	17	17	17	17	17	17	17	17	17	206			
3	Main Extension Charge		67	67	67	67	70	70	70	70	70	70	70	70	823			
4	Service Installation Fees		2	2	2	2	2	2	2	2	2	2	2	2	25			
5	Total Cash CIAC		88	88	88	88	91	91	91	91	91	91	91	91	1,076			
Property CIAC:																		
6	Dist Reservoirs & Standpipes		0	0	0	0	0	0	0	0	0	0	0	0	0			
7	T&D Mains		0	0	0	0	0	0	0	0	0	0	0	0	0			
8	Services		0	0	0	0	0	0	0	0	0	0	0	0	0			
9	Meters/Meter Installation		0	0	0	0	0	0	0	0	0	0	0	0	0			
10	Hydrants		0	0	0	0	0	0	0	0	0	0	0	0	0			
11	Total Property CIAC		0	0	0	0	0	0	0	0	0	0	0	0	0			
12	Total Water CIAC		88	88	88	88	91	91	91	91	91	91	91	91	1,076			
			0.21%	0.21%	0.21%	0.21%	0.22%	0.22%	0.22%	0.22%	0.22%	0.22%	0.22%	0.22%	2.58%			
Schedule of Water Amortization of CIAC by Classification- 2006 Adjustments to CIAC Amort Bal-2006													Florida Public Service Commission					
Holiday Haven - Water Docket No. 060368-WS Schedule Year Ended: 2006 Historic [x] or Projected [x]													Explanation: Provide Adjustments to CIAC Amendatory Order balances other than changes resulting from CIAC Additions for 2006			Schedule: A-14 Page: 2, wrk-5 Preparer:		
Line No	(1) Description	(2)	(3) Jan	(4) Feb	(5) Mar	(6) Apr	(7) May	(8) Jun	(9) Jul	(10) Aug	(11) Sep	(12) Oct	(13) Nov	(14) Dec	(15) 2006 Total			
Cash CIAC:																		
1	Water Treatment Equipment														0			
2	Meter Fees														0			
3	Main Extension Charge														0			
4	Service Installation Fees														0			
5	Total Cash CIAC		0	0	0	0	0	0	0	0	0	0	0	0	0			
Property CIAC:																		
6	Dist Reservoirs & Standpipes														0			
7	T&D Mains														0			
8	Services														0			
9	Meters/Meter Installation														0			
10	Hydrants														0			
11	Total Property CIAC		0	0	0	0	0	0	0	0	0	0	0	0	0			
12	Total Water CIAC		0	0	0	0	0	0	0	0	0	0	0	0	0			

5.0

Schedule of Water Amortization of CIAC by Classification- 2006
 Adjusted Accum Amort of CIAC Balances- 2006

Holiday Haven - Water
 Docket No. 060368-WS
 Schedule Year Ended: 2006
 Historic [x] or Projected [x]

Explanation: Provide adjusted Accumulated Amortization of CIAC balances by account for the period beginning 12/31/05 through the year ended 12/31/06, and 13 month average.

Florida Public Service Commission

Schedule: A-14
 Page: 2, wrk-8
 Preparer:

Line No.	Description	(2)	(3)	(4)	(5)	(6)	(7)	(8)	(9)	(10)	(11)	(12)	(13)	(14)	(15)
		12/31/05	01/31/06	02/28/06	03/31/06	04/30/06	05/31/06	06/30/06	07/31/06	08/31/06	09/30/06	10/31/06	11/30/06	Test Year End: 12/31/06	Average Balance
Cash CIAC:															
1	Water Treatment Equipment	24,637	24,639	24,641	24,643	24,645	24,647	24,648	24,650	24,652	24,654	24,656	24,658	24,660	24,648
2	Meter Fees	1,648	1,665	1,682	1,699	1,716	1,733	1,751	1,768	1,785	1,802	1,819	1,836	1,854	1,751
3	Main Extension Charge	1,415	1,482	1,548	1,615	1,681	1,751	1,820	1,890	1,960	2,029	2,099	2,168	2,238	1,823
4	Service Installation Fees	66	69	71	73	75	77	79	81	83	86	88	90	92	79
5	Total Cash CIAC	27,767	27,854	27,942	28,029	28,117	28,208	28,299	28,389	28,480	28,571	28,662	28,752	28,843	28,301
Property CIAC:															
6	Dist Reservoirs & Standpipes	0	0	0	0	0	0	0	0	0	0	0	0	0	0
7	T&D Mains	0	0	0	0	0	0	0	0	0	0	0	0	0	0
8	Services	0	0	0	0	0	0	0	0	0	0	0	0	0	0
9	Meters/Meter Installation	0	0	0	0	0	0	0	0	0	0	0	0	0	0
10	Hydrants	0	0	0	0	0	0	0	0	0	0	0	0	0	0
11	Total Property CIAC	0	0	0	0	0	0	0	0	0	0	0	0	0	0
12	Total Water CIAC	27,767	27,854	27,942	28,029	28,117	28,208	28,299	28,389	28,480	28,571	28,662	28,752	28,843	28,301

94a

Schedule of Accumulated Amortization of CIAC by Classification

Florida Public Service Commission

Test Year Average Balance

Holiday Haven

Docket No. 060368-WS

Test Year Ending 12/31/06

Schedule: A-14

Page: 4 of 5

Preparer: Robert M. Griffin

Explanation: Provide the Adjusted monthly and average Accumulated Amortization of CIAC balances by classification. If a projected year is employed, provide breakdown for test year, base year and intermediate year also.

Line No.	(1) Description	(2) Prior Year 12/31/05	(3) Jan	(4) Feb	(5) Mar	(6) Apr	(7) May	(8) Jun	(9) Jul	(10) Aug	(11) Sep	(12) Oct	(13) Nov	(14) Test Year End Dec	(15) Average Balance
WATER															
Cash															
1	Water Treatment Equipment	24,637	24,639	24,641	24,643	24,645	24,647	24,648	24,650	24,652	24,654	24,656	24,658	24,660	24,648
2	Meter Fees	1,648	1,665	1,682	1,699	1,716	1,733	1,751	1,768	1,785	1,802	1,819	1,836	1,854	1,751
3	Main Extension Charge	1,415	1,482	1,548	1,615	1,681	1,751	1,820	1,890	1,960	2,029	2,099	2,168	2,238	1,823
4	Service Installation Fees	66	69	71	73	75	77	79	81	83	86	88	90	92	79
5	Total Cash	27,767	27,854	27,942	28,029	28,117	28,208	28,299	28,389	28,480	28,571	28,662	28,752	28,843	28,301
Property															
6	Dist Reservoirs & Standpipes	0	0	0	0	0	0	0	0	0	0	0	0	0	0
7	T&D Mains	0	0	0	0	0	0	0	0	0	0	0	0	0	0
8	Services	0	0	0	0	0	0	0	0	0	0	0	0	0	0
9	Meters/Meter Installation	0	0	0	0	0	0	0	0	0	0	0	0	0	0
10	Hydrants	0	0	0	0	0	0	0	0	0	0	0	0	0	0
11	Total Property	0	0	0	0	0	0	0	0	0	0	0	0	0	0
12	Total Water	27,767	27,854	27,942	28,029	28,117	28,208	28,299	28,389	28,480	28,571	28,662	28,752	28,843	28,301
SEWER															
Cash															
13	Treatment & Disposal Equipment	49,652	49,902	50,152	50,402	50,652	50,900	51,147	51,395	51,642	51,890	52,137	52,385	52,632	51,145
14	Other	0	0	0	0	0	0	0	0	0	0	0	0	0	0
15	Main Extension Charge	439	445	451	458	464	470	476	482	489	495	501	507	514	476
16	Service Installation Fees	1,642	1,656	1,669	1,683	1,697	1,711	1,725	1,739	1,752	1,766	1,780	1,794	1,808	1,725
17	Total Cash	51,733	52,003	52,273	52,543	52,813	53,080	53,348	53,615	53,883	54,151	54,418	54,686	54,953	53,346
Property															
18	Structures & Improvements	0	0	0	0	0	0	0	0	0	0	0	0	0	0
19	Collection Sewers- Force	0	0	0	0	0	0	0	0	0	0	0	0	0	0
20	Collection Sewers- Gravity	0	0	0	0	0	0	0	0	0	0	0	0	0	0
21	Services to Customers	0	0	0	0	0	0	0	0	0	0	0	0	0	0
22	Lift Stations	0	0	0	0	0	0	0	0	0	0	0	0	0	0
23	Pumping Equipment	0	0	0	0	0	0	0	0	0	0	0	0	0	0
24	Reuse Services	0	0	0	0	0	0	0	0	0	0	0	0	0	0
25	Reuse Transmission & Dist Mains	0	0	0	0	0	0	0	0	0	0	0	0	0	0
26	Other Plant Misc Equip	0	0	0	0	0	0	0	0	0	0	0	0	0	0
27	Total Property	0	0	0	0	0	0	0	0	0	0	0	0	0	0
28	Total Sewer	51,733	52,003	52,273	52,543	52,813	53,080	53,348	53,615	53,883	54,151	54,418	54,686	54,953	53,346

2176

CALCULATE CIAC AMORTIZATION RATES- January thru December 2007

Schedule of Water Amortization of CIAC by Classification- 2007
 Calculate Amortization Rates for Calendar Year 2005

Florida Public Service Commission

Holiday Haven - Water
 Docket No. 060368-WS
 Schedule Year Ended: 2007
 Historic [] or Projected [X]

Explanation: Identify CIAC Amortization Rates based on Annual Report Depreciation Rates

Schedule: A-12
 Page:
 Preparer:

					Annual Dep'n Rate	Monthly Dep'n Rate
Categories-lines to below						
	Cash CIAC:					
1	Capacity Charges	271.1	Water Treatment Equip (see Composite Calc)		3.19%	0.27%
2	CIAC-1999 Acquisition	271.3	Water Treatment Equip (see Composite Calc)		3.19%	0.27%
3	Unclaimed Refunds	271.3	Water Treatment Equip (see Composite Calc)		3.19%	0.27%
4	Main Ext Charge	271.3	Main Extension Charge	acct 331.4	2.33%	0.24%
5	Serv Install Charge	271.3	Service Installation Charge	acct 333.4	2.50%	0.21%
6	Meter Fees	271.3	Meter Fees	acct 334.4	5.00%	0.42%
7	Total Cash CIAC					
	Contributed Property	271.2				
8	Dist Res & Standpipe	330.4			2.70%	0.23%
9	T&D Mains	331.4			2.33%	0.19%
10	Services	333.4			2.50%	0.21%
11	Meters/Meter Installation	334.4			5.00%	0.42%
12	Hydrants	335.4			2.22%	0.19%

95

Composite Rate Calculation:		UPIS Balance 12/31/06			Depreciation Rate		Depreciation Expense	
		Adj Bal	Contr Prop	For Comp Calc	Annual	Monthly		
1	INTANGIBLE PLANT							
2	Organization	301.1	0		2.50%			
3	Franchises	302.1	425		2.50%			
4	Other Plant & Misc. Equipment	339.1	0		0.00%			
5	SOURCE OF SUPPLY & PUMPING PLANT							
6	Land & Land Rights	303.2	260		0.00%			
7	Structures & Improvements	304.2	0		3.13%	0.26%	0	
8	Collect. & Impound Reservoirs	305.2	0		2.00%			
9	Lake, River & Other Intakes	306.2	0		2.50%			
10	Wells & Springs	307.2	0	0	3.33%	0.28%	0	
11	Infiltration Galleries & Tunnels	308.2	0		2.50%			
12	Supply Mains	309.2	7,777	7,777	2.86%	0.24%	222	
13	Power Generation Equipment	310.2	0	0	5.00%	0.42%	0	
14	Pumping Equipment	311.2	0	0	5.00%	0.42%	0	
15	Other Plant & Misc. Equipment	339.2	0		5.56%			
16	WATER TREATMENT PLANT							
17	Land & Land Rights	303.3	0		0.00%			
18	Structures & Improvements	304.3	0		0.00%			
19	Pumping Equipment	311.3	0	0	3.13%	0.26%	0	
20	Water Treatment Equipment	320.3	0	0	5.00%			
21	Other Plant & Misc. Equipment	339.3	0	0	4.55%	0.38%	0	
22	TRANSMISSION & DISTRIBUTION PLANT							
23	Land & Land Rights	303.4	0		0.00%			
24	Structures & Improvements	304.4	0	0	3.13%	0.26%	0	
25	Pumping Equipment	311.4	0		5.00%			
26	Distr. Reservoirs & Standpipes	330.4	0	0	2.70%	0.23%	0	
27	Transm. & Distribution Mains	331.4	28,756	28,756	2.33%	0.19%	669	
28	Services	333.4	8,031	8,031	2.50%	0.21%	201	
29	Meters & Meter Installations	334.4	18,260	18,260	5.00%	0.42%	913	
30	Hydrants	335.4	0	0	2.22%	0.19%	0	
31	Backflow Prevention	336.4	0		6.67%			
32	Other Plant & Misc. Equipment	339.4	0	0	4.00%	0.33%	0	
33	GENERAL PLANT							
34	Land & Land Rights	303.5	0		0.00%			
35	Structures & Improvements	304.5	0		0.00%			
36	Office Furniture & Equipment	340.5	0		2.50%			
37	Computer Equipment	340.51	0		6.67%			
38	Transportation Equipment	341.5	0		16.67%			
39	Stores Equipment	342.5	0		5.56%			
40	Tools, Shop & Garage Equipment	343.5	0		6.25%			
41	Laboratory Equipment	344.5	0		6.67%			
42	Power Operated Equipment	345.5	0		8.33%			
43	Communication Equipment	346.5	535		10.00%			
44	Miscellaneous Equipment	347.5	0		6.67%			
45	Other Tangible Plant	348.5	0		10.00%			
63	UPIS/Dep Exp Totals and Composite Rate for CIAC Amortization			62,824			2,005	3.19%
				TRUE				

96

		Explanation: Rearrange Amortization Rates for CIAC shown above into new Categories that combine certain data																	
Line No.	Description			Annual Depr Rate	Mo Depr Rate														
	Cash CIAC:																		
64	Water Treatment Equipment			3.19%	0.27%														
65	Meter Fees			5.00%	0.42%														
66	Main Extension Charge			2.33%	0.24%														
67	Service Installation Fees			2.50%	0.21%														
	Property CIAC:																		
68	Dist Res & Standpipe			2.70%	0.23%														
69	T&D Mains			2.33%	0.19%														
70	Services			2.50%	0.21%														
71	Meters/Meter Installation			5.00%	0.42%														
72	Hydrants			2.22%	0.19%														

97

Schedule of Water Amortization of CIAC by Classification- 2007															Florida Public Service Commission		
Adjusted CIAC Balances - 2007															Schedule: A-12		
Holiday Haven - Water															Page: 4 of 8		
Docket No. 060368-WS															Preparer:		
Schedule Year Ended: 2007																	
Historic [] or Projected [X]																	
Explanation: Provide Adjusted CIAC balances by account for 2007																	
Line No.	Description	(2) 12/31/06	(3) 01/31/07	(4) 02/28/07	(5) 03/31/07	(6) 04/30/07	(7) 05/31/07	(8) 06/30/07	(9) 07/31/07	(10) 08/31/07	(11) 09/30/07	(12) 10/31/07	(13) 11/30/07	(14) 12/31/07	(15) Average Balance		
Cash CIAC:																	
1	Water Treatment Equipment	704	704	704	704	704	704	704	704	704	704	704	704	704	704	704	
2	Meter Fees	4,120	4,120	4,120	4,120	4,120	4,120	4,120	4,120	4,120	4,120	4,120	4,120	4,120	4,120	4,120	
3	Main Extension Charge	35,916	35,916	35,916	35,916	35,916	35,916	35,916	35,916	35,916	35,916	35,916	35,916	35,916	35,916	35,916	
4	Service Installation Fees	1,018	1,018	1,018	1,018	1,018	1,018	1,018	1,018	1,018	1,018	1,018	1,018	1,018	1,018	1,018	
5	Total Cash CIAC	41,759	41,759	41,759	41,759	41,759	41,759	41,759	41,759	41,759	41,759	41,759	41,759	41,759	41,759	41,759	
Property CIAC:																	
6	Dist Reservoirs & Standpipes	0	0	0	0	0	0	0	0	0	0	0	0	0	0	0	0
7	T&D Mains	0	0	0	0	0	0	0	0	0	0	0	0	0	0	0	0
8	Services	0	0	0	0	0	0	0	0	0	0	0	0	0	0	0	0
9	Meters/Meter Installation	0	0	0	0	0	0	0	0	0	0	0	0	0	0	0	0
10	Hydrants	0	0	0	0	0	0	0	0	0	0	0	0	0	0	0	0
11	Total Property CIAC	0	0	0	0	0	0	0	0	0	0	0	0	0	0	0	0
12	Total Water CIAC	41,759	41,759	41,759	41,759	41,759	41,759	41,759	41,759	41,759	41,759	41,759	41,759	41,759	41,759	41,759	41,759

Schedule of Water Amortization of CIAC by Classification- 2007															Florida Public Service Commission		
CIAC Amortization Rates - 2005															Schedule: A-14		
Holiday Haven - Water															Page: 2, wrk-3		
Docket No. 060368-WS															Preparer:		
Schedule Year Ended: 2007																	
Historic [] or Projected [X]																	
Explanation: Provide a Schedule showing Amortization Rates by CIAC Categories																	
Line No.	Description	(2) Annual Rates	(3) Jan	(4) Feb	(5) Mar	(6) Monthly Rates Apr	(7) May	(8) Jun	(9) Jul	(10) Aug	(11) Sep	(12) Oct	(13) Nov	(14) Dec			
Cash CIAC:																	
1	Water Treatment Equipment	3.19%	0.27%	0.27%	0.27%	0.27%	0.27%	0.27%	0.27%	0.27%	0.27%	0.27%	0.27%	0.27%	0.27%	0.27%	
2	Meter Fees	5.00%	0.42%	0.42%	0.42%	0.42%	0.42%	0.42%	0.42%	0.42%	0.42%	0.42%	0.42%	0.42%	0.42%	0.42%	
3	Main Extension Charge	2.33%	0.24%	0.24%	0.24%	0.24%	0.24%	0.24%	0.24%	0.24%	0.24%	0.24%	0.24%	0.24%	0.24%	0.24%	
4	Service Installation Fees	2.50%	0.21%	0.21%	0.21%	0.21%	0.21%	0.21%	0.21%	0.21%	0.21%	0.21%	0.21%	0.21%	0.21%	0.21%	
Property CIAC:																	
6	Dist Reservoirs & Standpipes	2.70%	0.23%	0.23%	0.23%	0.23%	0.23%	0.23%	0.23%	0.23%	0.23%	0.23%	0.23%	0.23%	0.23%	0.23%	
7	T&D Mains	2.33%	0.19%	0.19%	0.19%	0.19%	0.19%	0.19%	0.19%	0.19%	0.19%	0.19%	0.19%	0.19%	0.19%	0.19%	
8	Services	2.50%	0.21%	0.21%	0.21%	0.21%	0.21%	0.21%	0.21%	0.21%	0.21%	0.21%	0.21%	0.21%	0.21%	0.21%	
9	Meters/Meter Installation	5.00%	0.42%	0.42%	0.42%	0.42%	0.42%	0.42%	0.42%	0.42%	0.42%	0.42%	0.42%	0.42%	0.42%	0.42%	
10	Hydrants	2.22%	0.19%	0.19%	0.19%	0.19%	0.19%	0.19%	0.19%	0.19%	0.19%	0.19%	0.19%	0.19%	0.19%	0.19%	

9/8

Schedule of Water Amortization of CIAC by Classification- 2007
 CIAC Amortization- 2007

Holiday Haven - Water
 Docket No. 060368-WS
 Schedule Year Ended: 2007
 Historic [] or Projected [X]
 Explanation: Provide a Schedule showing additions to CIAC during 2007

Florida Public Service Commission
 Schedule: A-14
 Page: 2, wrk-4
 Preparer:

Line No.	(1) Description	(2)												(13) Nov	(14) Dec	(15) 2007 Total
		(3) Jan	(4) Feb	(5) Mar	(6) Apr	(7) May	(8) Jun	(9) Jul	(10) Aug	(11) Sep	(12) Oct					
Cash CIAC:																
1	Water Treatment Equipment															
2	Meter Fees	2	2	2	2	2	2	2	2	2	2	2	2	2	2	2
3	Main Extension Charge	17	17	17	17	17	17	17	17	17	17	17	17	17	17	17
4	Service Installation Fees	86	86	86	86	86	86	86	86	86	86	86	86	86	86	86
5	Total Cash CIAC	2	2	2	2	2	2	2	2	2	2	2	2	2	2	2
Property CIAC:																
6	Dist Reservoirs & Standpipes	107	107	107	107	107	107	107	107	107	107	107	107	107	107	107
7	T&D Mains	0	0	0	0	0	0	0	0	0	0	0	0	0	0	0
8	Services	0	0	0	0	0	0	0	0	0	0	0	0	0	0	0
9	Meters/Meter Installation	0	0	0	0	0	0	0	0	0	0	0	0	0	0	0
10	Hydrants	0	0	0	0	0	0	0	0	0	0	0	0	0	0	0
11	Total Property CIAC	0	0	0	0	0	0	0	0	0	0	0	0	0	0	0
12	Total Water CIAC	107	107	107	107	107	107	107	107	107	107	107	107	107	107	107
		0.26%	0.26%	0.26%	0.26%	0.26%	0.26%	0.26%	0.26%	0.26%	0.26%	0.26%	0.26%	0.26%	0.26%	0.26%
																3.07%

Schedule of Water Amortization of CIAC by Classification- 2007
 Adjustments to CIAC Amort Bal-2007

Holiday Haven - Water
 Docket No. 060368-WS
 Schedule Year Ended: 2007
 Historic [] or Projected [X]
 Explanation: Provide Adjustments to CIAC Amortatory Order balances other than changes resulting from CIAC Additions for 2007

Florida Public Service Commission
 Schedule: A-14
 Page: 2, wrk-5
 Preparer:

Line No.	(1) Description	(2)												(13) Nov	(14) Dec	(15) 2007 Total
		(3) Jan	(4) Feb	(5) Mar	(6) Apr	(7) May	(8) Jun	(9) Jul	(10) Aug	(11) Sep	(12) Oct					
Cash CIAC:																
1	Water Treatment Equipment															
2	Meter Fees															
3	Main Extension Charge															
4	Service Installation Fees															
5	Total Cash CIAC	0	0	0	0	0	0	0	0	0	0	0	0	0	0	0
Property CIAC:																
6	Dist Reservoirs & Standpipes															
7	T&D Mains															
8	Services															
9	Meters/Meter Installation															
10	Hydrants															
11	Total Property CIAC	0	0	0	0	0	0	0	0	0	0	0	0	0	0	0
12	Total Water CIAC	0	0	0	0	0	0	0	0	0	0	0	0	0	0	0

bb

Line No.	Description	Schedule of Water Amortization of CIAC by Classification - 2007											Average Balance		
		(2)	(3)	(4)	(5)	(6)	(7)	(8)	(9)	(10)	(11)	(12)		(13)	(14)
		12/31/06	01/31/07	02/28/07	03/31/07	04/30/07	05/31/07	06/30/07	07/31/07	08/31/07	09/30/07	10/31/07	11/30/07	12/31/07	
Holiday Haven - Water															
Docket No. 060368.WS															
Schedule Year: Ended: 2007															
Historic [] or Projected [X]															
Explanation: Provide adjusted Accumulated Amortization of CIAC balances by account for the period beginning 12/31/06 through the year ended 12/31/07, and 13 month average.															
1	Cash CIAC	24,660	24,661	24,663	24,665	24,667	24,669	24,671	24,673	24,675	24,676	24,678	24,680	24,682	24,671
2	Water Treatment Equipment	1,854	1,871	1,888	1,905	1,922	1,939	1,957	1,974	1,991	2,008	2,025	2,042	2,060	1,957
3	Meter Fees	2,238	2,324	2,409	2,495	2,580	2,666	2,751	2,837	2,922	3,008	3,093	3,179	3,264	2,751
4	Main Extension Charge	92	94	96	98	100	103	105	107	109	111	113	115	117	105
5	Service Installation Fees	28,643	28,950	29,056	29,163	29,270	29,376	29,483	29,590	29,696	29,803	29,910	30,016	30,123	29,483
6	Total Cash CIAC	0	0	0	0	0	0	0	0	0	0	0	0	0	0
7	Property CIAC	0	0	0	0	0	0	0	0	0	0	0	0	0	0
8	Dist Reservoirs & Standpipes	0	0	0	0	0	0	0	0	0	0	0	0	0	0
9	T&D Mains	0	0	0	0	0	0	0	0	0	0	0	0	0	0
10	Services	0	0	0	0	0	0	0	0	0	0	0	0	0	0
11	Meters/Meter Installation	0	0	0	0	0	0	0	0	0	0	0	0	0	0
12	Hydrants	0	0	0	0	0	0	0	0	0	0	0	0	0	0
13	Total Property CIAC	0	0	0	0	0	0	0	0	0	0	0	0	0	0
14	Total Water CIAC	28,643	28,950	29,056	29,163	29,270	29,376	29,483	29,590	29,696	29,803	29,910	30,016	30,123	29,483

100a

Schedule of Accumulated Amortization of CIAC by Classification

Test Year Average Balance

Holiday Haven

Docket No. 060368-WS

Test Year Ending 12/31/07

Florida Public Service Commission

Schedule: A-14

Page: 5 of 5

Preparer: Robert M. Griffin

Explanation: Provide the Adjusted monthly and average Accumulated Amortization of CIAC balances by classification. If a projected year is employed, provide breakdown for test year, base year and intermediate year also.

Line No.	(1) Description	(2) Prior Year 12/31/06	(3) Jan	(4) Feb	(5) Mar	(6) Apr	(7) May	(8) Jun	(9) Jul	(10) Aug	(11) Sep	(12) Oct	(13) Nov	(14) Test Year End Dec	(15) Average Balance
WATER															
Cash															
1	Water Treatment Equipment	24,660	24,661	24,663	24,665	24,667	24,669	24,671	24,673	24,675	24,676	24,678	24,680	24,682	24,671
2	Meter Fees	1,854	1,871	1,888	1,905	1,922	1,939	1,957	1,974	1,991	2,008	2,025	2,042	2,060	1,957
3	Main Extension Charge	2,238	2,324	2,409	2,495	2,580	2,666	2,751	2,837	2,922	3,008	3,093	3,179	3,264	2,751
4	Service Installation Fees	92	94	96	98	100	103	105	107	109	111	113	115	117	105
5	Total Cash	28,843	28,950	29,056	29,163	29,270	29,376	29,483	29,590	29,696	29,803	29,910	30,016	30,123	29,483
Property															
6	Dist Reservoirs & Standpipes	0	0	0	0	0	0	0	0	0	0	0	0	0	0
7	T&D Mains	0	0	0	0	0	0	0	0	0	0	0	0	0	0
8	Services	0	0	0	0	0	0	0	0	0	0	0	0	0	0
9	Meters/Meter Installation	0	0	0	0	0	0	0	0	0	0	0	0	0	0
10	Hydrants	0	0	0	0	0	0	0	0	0	0	0	0	0	0
11	Total Property	0	0	0	0	0	0	0	0	0	0	0	0	0	0
12	Total Water	28,843	28,950	29,056	29,163	29,270	29,376	29,483	29,590	29,696	29,803	29,910	30,016	30,123	29,483
SEWER															
Cash															
13	Treatment & Disposal Equipment	52,632	52,879	53,127	53,374	53,622	53,869	54,116	54,364	54,611	54,858	55,106	55,353	55,601	54,116
14	Other	0	0	0	0	0	0	0	0	0	0	0	0	0	0
15	Main Extension Charge	514	520	526	532	538	545	551	557	563	570	576	582	588	551
16	Service Installation Fees	1,808	1,821	1,835	1,849	1,863	1,877	1,890	1,904	1,918	1,932	1,946	1,960	1,973	1,890
17	Total Cash	54,953	55,221	55,488	55,755	56,023	56,290	56,558	56,825	57,093	57,360	57,627	57,895	58,162	56,558
Property															
18	Structures & Improvements	0	0	0	0	0	0	0	0	0	0	0	0	0	0
19	Collection Sewers- Force	0	0	0	0	0	0	0	0	0	0	0	0	0	0
20	Collection Sewers- Gravity	0	0	0	0	0	0	0	0	0	0	0	0	0	0
21	Services to Customers	0	0	0	0	0	0	0	0	0	0	0	0	0	0
22	Lift Stations	0	0	0	0	0	0	0	0	0	0	0	0	0	0
23	Pumping Equipment	0	0	0	0	0	0	0	0	0	0	0	0	0	0
24	Reuse Services	0	0	0	0	0	0	0	0	0	0	0	0	0	0
25	Reuse Transmission & Dist Mains	0	0	0	0	0	0	0	0	0	0	0	0	0	0
26	Other Plant Misc Equip	0	0	0	0	0	0	0	0	0	0	0	0	0	0
27	Total Property	0	0	0	0	0	0	0	0	0	0	0	0	0	0
28	Total Sewer	54,953	55,221	55,488	55,755	56,023	56,290	56,558	56,825	57,093	57,360	57,627	57,895	58,162	56,558

100