

Florida Central Commerce Park

Docket No. 060368-WS

Application to Increase Rates and Charges
For a "Class A" Utility
In

Florida

VOLUME 6

Book 8

Set 4 of 24

Containing
Additional Engineering Requirements

Discharge Monitoring Report

Aqua Utilities Florida, Inc.

DOCUMENT NUMBER-DATE

00970 JAN 30 8

FPSC-COMMISSION CLERK

Aqua Utilities Florida, Inc. Discharge Monitoring Reports

Florida Central Commerce Park

	Tab Number	Page Number
Year: 2004		
January	1	3
February	2	6
March	3	9
April	4	12
May	5	15
June	6	18
July	7	21
August	8	22
September	9	25
October	10	28
November	11	31
December	12	34
Year: 2005		
January	1	37
February	2	40
March	3	43
April	4	46
May	5	49
June	6	52
July	7	55
August	8	58
September	9	61
October	10	64
November	11	67
December	12	70

DISCHARGE MONITORING REPORT - PART A (Continued)

Facility Name: Florida Central Commerce Park WWTP

Permit Number: FLA011078

MONITORING GROUP NUMBER.: R001

MONITORING PERIOD--From: **01/01/2004** To: **01/31/2004**

Parameter	Sample Measurement	Quantity of Loading		Units	Quality or Concentration		Units	No. of Ex.	Frequency of Analysis	Sample Type
Coliform, Fecal, % less than detecton	Sample Measurement				100%		#/100mL	0	3 Days/Week	Grab
PARM Code, 51005 I Mon.Site No. EFA-1	Permit Measurement				75 (Min.)		#/100mL		3 Days/Week	Grab
Coliform, Fecal	Sample Measurement					1U	#/100mL	0	3 Days/Week	Grab
PARM Code, 74055 I Mon.Site No. EFA-1	Permit Measurement					25 (Max)	#/100mL		3 Days/Week	Grab
Total Residual Chlorine (For Disinfection)	Sample Measurement				1.0		MG/L	0	Continuous	analyzer
PARM Code, 50060 A Mon.Site No. EFA-1	Permit Measurement				1.0 (Min)		MG/L		Continuous	analyzer
Turbidity	Sample Measurement				2.00		NTU	0	Continuous	analyzer
PARM Code, 00070 I Mon.Site No. EFA-1	Permit Measurement				Report (Max)		NTU		Continuous	analyzer
BOD, Carbonaceous 5 day, 20C	Sample Measurement				95		MG/L	0	Every Two Weeks	Grab
PARM Code, 80082 G Mon.Site No. INF-1	Permit Measurement				Report (Mo.Avg.)		MG/L		Every Two Weeks	Grab
Solids, Total Suspended	Sample Measurement				170		MG/L	0	Every Two Weeks	Grab
PARM Code, 00530 G Mon.Site No. INF-1	Permit Measurement				Report (Mo.Avg.)		MG/L		Every Two Weeks	Grab
Flow	Sample Measurement	0.060		MG/D				0	5 Days/Week	
PARM Code, 50050 P Mon.Site No. FLW-1	Permit Measurement	0.095 (An.Avg.)		MG/D					5 Days/Week	
Flow	Sample Measurement	0.063	0.059	MG/D				0	5 Days/Week	
PARM Code, 50050 Q Mon.Site No. FLW-1	Permit Measurement	Report (Mo.Avg.)	Report (3-Mo.Avg.)	MG/D					5 Days/Week	
Percent Capacity, (TMADF/Permitted Capacity) X 100	Sample Measurement				62.5%			0	Percent	Calculated
PARM Code, 00180 I Mon.Site No. FLW-1	Permit Measurement				Report				Percent	Calculated
	Sample Measurement									
	Permit Measurement									

DAILY SAMPLE RESULTS - PART B

PermitNumber: FLA011078

Facility Name: Florida Central Commerce Park WWTP

Monitoring Period From: 1/1/04 To: 1/31/04

	CBOD5 (mg/L)	Fecal Coliform Bacteria (#/100ml)	pH (S.U.)	TRC (For Disinfect.) (mg/L)	TSS (mg/L)	Turbidity (NTU)	Flow (MGD)	Flow (MGD)	CBOD5 (mg/L)	TSS (mg/L)
Code	80082	74055	00400	50060	00530	50060	50050	50050	80082	00530
Mon.Site	EFA-1	EFA-1	EFA-1	EFA-1	EFA-1	EFA-1	FLW-1	FLW-2	INF-01	INF-01
1			6.9	3.4		1.999	0.035	0.036		
2			6.8	4.3		1.999	0.060	0.004		
3			7.0	5.0		1.999	0.031	0.033		
4			6.7	5.0		1.267	0.043	0.031		
5		1U	7.2	2.6	1U	1.189	0.062	0.033		
6		1U	6.9	1.6	1U	0.766	0.093	0.025		
7			7.1	2.4		0.813	0.080	0.027		
8		1U	6.5	1.0	1U	0.795	0.076	0.035		
9			6.7	5.0		1.135	0.073	0.028		
10			6.9	5.0		1.005	0.050	0.033		
11			7.6	5.0		0.714	0.041	0.032		
12		1U	7.2	5.0	1U	1.013	0.073	0.036		
13		1U	7.2	5.0	1U	1.519	0.068	0.029		
14			7.2	4.8		0.811	0.069	0.044		
15	2U	1U	7.0	5.0	1U	0.697	0.100	0.031	130	160
16			7.1	5.0		1.012	0.041	0.085		
17			7.0	5.0		0.923	0.031	0.053		
18			7.0	5.0		0.567	0.038	0.055		
19		1U	7.6	4.2	1U	1.015	0.078	0.056		
20		1U	7.5	5.0	1.3	1.245	0.078	0.052		
21			7.3	5.0		1.263	0.075	0.060		
22		1U	7.1	5.0	1U	0.893	0.078	0.046		
23			6.9	4.1		0.623	0.076	0.065		
24			6.4	5.0		0.643	0.038	0.054		
25			6.5	5.0		0.704	0.030	0.061		
26		1U	7.2	2.1	1U	0.772	0.074	0.070		
27		1U	7.0	1.4	1U	0.806	0.066	0.058		
28			7.3	2.9		1.99	0.049	0.000		
29	2U	1U	7.0	1.7	1U	1.072	0.092	0.055	59	180
30			7.0	3.9		0.713	0.096	0.070		
31			7.1	2.3		1.089	0.053	0.065		

PLANT STAFFING:

Day Shift Operator Certification No.: _____
 Day Shift Operator Class: C Certification No.: 9558 Charles Harris
 Day Shift Operator Class: _____ Certification No.: _____
 Day Shift Operator Class: _____ Certification No.: _____
 Lead Operator Class: B Certification No.: 9287 Charles A. Richmond

Type of Effluent Disposal or Reclaimed Water Reuse: Sprayfield

Limited Wet Weather Discharge Activated: Yes: No: Not Applicable: If yes, cumulative days of wet weather discharge _____

* Attach additional sheets if necessary to list all certified operators.

DEPARTMENT OF ENVIRONMENTAL PROTECTION DISCHARGE MONITORING REPORT - PART A

When completed mail this report to: Dept. of Environmental Protection, Central District, 3319 Maguire Boulevard Suite 232, Orlando, Florida 32803-3767

PERMITTEE NAME: Florida Water Services Corporation
 MAILING ADDRESS: P.O. Box 609520
 Orlando, FL 32860-9520

PERMIT NUMBER: FLA011078

LIMIT: Final REPORT: Monthly
 CLASS SIZE: N/A GROUP: Domestic
 MONITORING GROUP NUMBER: R-001
 MONITORING GROUP DESC: Public Access Irrigation, including Influent
 NO DISCHARGE FROM SITE: []

FACILITY: Florida Central Commerce Park WWTP
 LOCATION: 140 Hope Street
 Longwood, FL

COUNTY: Seminole MONITORING PERIOD-From: 02/01/2004 To: 02/28/2004

Parameter		Quantity of Loading	Units	Quality or Concentration		Units	No. of Ex.	Frequency of Analysis	Sample Type
Flow	Sample Measurement	0.055	mgd				0	5 Days/Week	Flow-meter
PARM Code, 50050 Y Mon.Site No. FLW-2	Permit Measurement	0.095 (An.Avg.)	mgd					5 Days/Week	Flow-meter
Flow	Sample Measurement	0.057	mgd				0	5 Days/Week	Flow-meter
PARM Code, 50050 I Mon.Site No. FLW-2	Permit Measurement	Report (Mo.Avg.)	mgd					5 Days/Week	Flow-meter
BOD, Carbonaceous 5 day, 20C	Sample Measurement			2U		MG/L	0	Every Two Weeks	Grab
PARM Code, 80082 Y Mon.Site No. EFA-1	Permit Measurement			20.0 (An. Avg.)		MG/L		Every Two Weeks	Grab
BOD, Carbonaceous 5 day, 20C	Sample Measurement			2U	2U	MG/L	0	Every Two Weeks	Grab
PARM Code, 80082 I Mon.Site No. EFA-1	Permit Measurement			30.0 (Mo.Avg.)	60.0 (Max.)	MG/L		Every Two Weeks	Grab
Solids, Total Suspended	Sample Measurement			1.1		MG/L	0	3 Days/Week	Grab
PARM Code, 00530 I Mon.Site No. EFB-1	Permit Measurement			5.0 (Max.)		MG/L		3 Days/Week	Grab
pH	Sample Measurement			6.1	7.8	S.U.	0	5 Days/Week	Grab
PARM Code, 00400 I Mon.Site No. EFA-1	Permit Measurement			6.0 (Min)	8.5 (Max)	S.U.		5 Days/Week	Grab

I certify under penalty of law that this document and all attachments were prepared under my direction or supervision in accordance with a system designed to assure that qualified personnel properly gather and evaluate the information submitted. Based on my inquiry of the person or persons who manage the system, or those persons directly responsible for gathering the information, the information submitted is, to the best of my knowledge and belief, true, accurate, and complete. I am aware that there are significant penalties for submitting false information, including the possibility of fine and imprisonment for knowing violations.

NAME/TITLE OF PRINCIPAL EXECUTIVE OFFICER OR AUTHORIZED AGENT	SIGNATURE OF PRINCIPAL EXECUTIVE OFFICER OR AUTHORIZED AGENT	TELEPHONE NO.	DATE (YY/MM/DD)
Charles A. Richmond / Chief Plant Operator	<i>signature on file</i>	407-339-5424	

COMMENTS AND EXPLANATION OF ANY VIOLATIONS (Reference all attachments here): (Attach additional sheets if necessary.)

DISCHARGE MONITORING REPORT - PART A (Continued)

Facility Name: Florida Central Commerce Park WWTP

Permit Number: FLA011078

MONITORING GROUP NUMBER.: R001

MONITORING PERIOD--From:

02/01/2004 To:

02/28/2004

Parameter		Quantity of Loading		Units	Quality or Concentration		Units	No. of Ex.	Frequency of Analysis	Sample Type
Coliform, Fecal, % less than detecton	Sample Measurement				100%		#/100mL	0	3 Days/Week	Grab
PARM Code, 51005 I Mon.Site No. EFA-1	Permit Measurement				75 (Min.)		#/100mL		3 Days/Week	Grab
Coliform, Fecal	Sample Measurement					1U	#/100mL	0	3 Days/Week	Grab
PARM Code, 74055 I Mon.Site No. EFA-1	Permit Measurement					25 (Max)	#/100mL		3 Days/Week	Grab
Total Residual Chlorine (For Disinfection)	Sample Measurement				1.1		MG/L	0	Continuous	analyzer
PARM Code, 50060 A Mon.Site No. EFA-1	Permit Measurement				1.0 (Min)		MG/L		Continuous	analyzer
Turbidity	Sample Measurement				1.65		NTU	0	Continuous	analyzer
PARM Code, 00070 I Mon.Site No. EFA-1	Permit Measurement				Report (Max)		NTU		Continuous	analyzer
BOD, Carbonaceous 5 day, 20C	Sample Measurement				56		MG/L	0	Every Two Weeks	Grab
PARM Code, 80082 G Mon.Site No. INF-1	Permit Measurement				Report (Mo.Avg.)		MG/L		Every Two Weeks	Grab
Solids, Total Suspended	Sample Measurement				117		MG/L	0	Every Two Weeks	Grab
PARM Code, 00530 G Mon.Site No. INF-1	Permit Measurement				Report (Mo.Avg.)		MG/L		Every Two Weeks	Grab
Flow	Sample Measurement	0.062		MG/D				0	5 Days/Week	
PARM Code, 50050 P Mon.Site No. FLW-1	Permit Measurement	0.095 (An.Avg.)		MG/D					5 Days/Week	
Flow	Sample Measurement	0.074	0.066	MG/D				0	5 Days/Week	
PARM Code, 50050 Q Mon.Site No. FLW-1	Permit Measurement	Report (Mo.Avg.)	Report (3-Mo.Avg.)	MG/D					5 Days/Week	
Percent Capacity, (TMADF/Permitted Capacity) X 100	Sample Measurement				69.8%			0	Percent	Calculated
PARM Code, 00180 I Mon.Site No. FLW-1	Permit Measurement				Report				Percent	Calculated
	Sample Measurement									
	Permit Measurement									

DAILY SAMPLE RESULTS - PART B

PermitNumber: FLA011078

Facility Name: Florida Central Commerce Park WWTP

Monitoring Period From: 2/1/04 To: 2/28/04

Code	CBOD5 (mg/L)	Fecal Coliform Bacteria (#/100ml)	pH (S.U.)	TRC (For Disinfect.) (mg/L)	TSS (mg/L)	Turbidity (NTU)	Flow (MGD)	Flow (MGD)	CBOD5 (mg/L)	TSS (mg/L)
Mon.Site	80082	74055	00400	50060	00530	50060	50050	50050	80082	00530
	EFA-1	EFA-1	EFA-1	EFA-1	EFA-1	EFA-1	FLW-1	FLW-2	INF-01	INF-01
1			7.2	3.6		0.838	0.054	0.060		
2		1U	7.4	2.7	1U	0.795	0.088	0.057		
3		1U	6.3	1.1	1U	0.761	0.096	0.050		
4			6.1	4.3		1.271	0.093	0.087		
5		1U	6.5	4.2	1U	1.624	0.083	0.070		
6			7.0	4.1		0.797	0.083	0.007		
7			7.0	4.7		0.693	0.063	0.083		
8			6.8	5.0		0.926	0.055	0.064		
9		1U	7.7	5.0	1U	1.184	0.077	0.053		
10		1U	7.4	2.3	1U	1.066	0.065	0.051		
11			7.5	1.5		0.85	0.084	0.080		
12	2U	1U	7.4	4.4	1U	0.837	0.091	0.069	53	94
13			7.3	5.0		0.726	0.073	0.083		
14			7.2	5.0		0.814	0.057	0.074		
15			6.8	5.0		0.618	0.038	0.063		
16		1U	7.4	5.0	1U	0.641	0.078	0.066		
17		1U	7.3	5.0	1U	0.664	0.089	0.080		
18			6.9	5.0		0.649	0.077	0.000		
19		1U	7.2	5.0	1U	0.755	0.072	0.000		
20			7.5	5.0		1.096	0.060	0.000		
21			7.4	5.0		0.871	0.045	0.000		
22			7.0	5.0		0.602	0.040	0.124		
23		1U	7.6	5.0	1.1	0.613	0.073	0.095		
24		1U	7.4	5.0	1U	1.372	0.124	0.066		
25			7.2	2.7		1.563	0.084	0.055		
26	2U	1U	7.3	5.0	1U	0.612	0.124	0.000	58	140
27			7.5	5.0		0.73	0.084	0.088		
28			7.8	5.0		1.647	0.050	0.050		
29			7.6	5.0		0.722	0.044	0.066		
30										
31										

PLANT STAFFING:

Day Shift Operator	Class: <u>C</u>	Certification No.: <u>12239</u>	<u>Ernestoe Holmes</u>
Day Shift Operator	Class: <u>C</u>	Certification No.: <u>9558</u>	<u>Charles Harris</u>
Day Shift Operator	Class: <u> </u>	Certification No.: <u> </u>	<u> </u>
Day Shift Operator	Class: <u> </u>	Certification No.: <u> </u>	<u> </u>
Lead Operator	Class: <u>B</u>	Certification No.: <u>9287</u>	<u>Charles A. Richmond</u>

Type of Effluent Disposal or Reclaimed Water Reuse: Sprayfield

Limited Wet Weather Discharge Activated: Yes: No: Not Applicable: If yes, cumulative days of wet weather discharge

* Attach additional sheets if necessary to list all certified operators.

DISCHARGE MONITORING REPORT - PART A (Continued)

Facility Name: Florida Central Commerce Park WWTP

Permit Number: FLA011078

MONITORING GROUP NUMBER.: R001

MONITORING PERIOD--From: **03/01/2004** To: **03/31/2004**

Parameter	Sample Measurement	Quantity of Loading		Units	Quality or Concentration		Units	No. of Ex.	Frequency of Analysis	Sample Type
Coliform, Fecal, % less than detecton	Sample Measurement				100%		#/100mL	0	3 Days/Week	Grab
PARM Code, 51005 I Mon.Site No. EFA-1	Permit Measurement				75 (Min.)		#/100mL		3 Days/Week	Grab
Coliform, Fecal	Sample Measurement					1U	#/100mL	0	3 Days/Week	Grab
PARM Code, 74055 I Mon.Site No. EFA-1	Permit Measurement					25 (Max)	#/100mL		3 Days/Week	Grab
Total Residual Chlorine (For Disinfection)	Sample Measurement				1.0		MG/L	0	Continuous	analyzer
PARM Code, 50060 A Mon.Site No. EFA-1	Permit Measurement				1.0 (Min)		MG/L		Continuous	analyzer
Turbidity	Sample Measurement				1.99		NTU	0	Continuous	analyzer
PARM Code, 00070 I Mon.Site No. EFA-1	Permit Measurement				Report (Max)		NTU		Continuous	analyzer
BOD, Carbonaceous 5 day, 20C	Sample Measurement				125		MG/L	0	Every Two Weeks	Grab
PARM Code, 80082 G Mon.Site No. INF-1	Permit Measurement				Report (Mo.Avg.)		MG/L		Every Two Weeks	Grab
Solids, Total Suspended	Sample Measurement				175		MG/L	0	Every Two Weeks	Grab
PARM Code, 00530 G Mon.Site No. INF-1	Permit Measurement				Report (Mo.Avg.)		MG/L		Every Two Weeks	Grab
Flow	Sample Measurement	0.063		MG/D				0	5 Days/Week	
PARM Code, 50050 P Mon.Site No. FLW-1	Permit Measurement	0.095 (An.Avg.)		MG/D					5 Days/Week	
Flow	Sample Measurement	0.066	0.068	MG/D				0	5 Days/Week	
PARM Code, 50050 Q Mon.Site No. FLW-1	Permit Measurement	Report (Mo.Avg.)	Report (3-Mo.Avg.)	MG/D					5 Days/Week	
Percent Capacity, (TMADF/Permitted Capacity) X 100	Sample Measurement				71.2%			0	Percent	Calculated
PARM Code, 00180 I Mon.Site No. FLW-1	Permit Measurement				Report				Percent	Calculated
	Sample Measurement									
	Permit Measurement									

DAILY SAMPLE RESULTS - PART B

PermitNumber: FLA011078

Facility Name: Florida Central Commerce Park WWTP

Monitoring Period From: 3/1/04 To: 3/31/04

Code	CBOD5 (mg/L)	Fecal Coliform Bacteria (#/100ml)	pH (S.U.)	TRC (For Disinfect.) (mg/L)	TSS (mg/L)	Turbidity (NTU)	Flow (MGD)	Flow (MGD)	CBOD5 (mg/L)	TSS (mg/L)
Mon.Site	EFA-1	EFA-1	EFA-1	EFA-1	EFA-1	EFA-1	FLW-1	FLW-2	INF-01	INF-01
1		1U	7.4	5.0	1U	0.745	0.078	0.064		
2		1U	7.1	5.0	1U	0.845	0.079	0.077		
3			7.1	1.0		1.252	0.080	0.065		
4		1U	7.5	5.0	1U	1.056	0.068	0.062		
5			7.4	5.0		1	0.060	0.055		
6			7.5	5.0		0.932	0.042	0.065		
7			7.0	1.0		0.948	0.050	0.057		
8		1U	7.7	5.0	1.3	0.646	0.074	0.051		
9		1U	7.4	3.1	1.1	1.087	0.067	0.061		
10			7.6	5.0		1.032	0.074	0.057		
11	2U	1U	6.7	5.0	1U	0.74	0.103	0.046	120	180
12			6.7	5.0		1.02	0.066	0.073		
13			7.5	5.0		1.031	0.033	0.066		
14			7.2	5.0		0.786	0.042	0.068		
15		1U	7.5	5.0	1U	0.836	0.068	0.066		
16		1U	7.5	1.0	1U	1.063	0.077	0.066		
17			7.7	5.0		1.116	0.068	0.066		
18		1U	7.4	5.0	1U	1.068	0.068	0.053		
19			7.4	5.0		1.146	0.080	0.082		
20			7.2	5.0		0.779	0.077	0.063		
21			7.0	5.0		0.778	0.026	0.060		
22		1U	8.0	5.0	1U	0.865	0.085	0.049		
23		1U	7.4	5.0	1U	1.004	0.070	0.055		
24			7.2	5.0		1.006	0.071	0.000		
25	2U	1U	7.0	5.0	1U	1.668	0.066	0.029	130	170
26			7.0	5.0		1.99	0.074	0.051		
27			7.1	5.0		1.99	0.047	0.031		
28			7.3	5.0		1.897	0.039	0.047		
29		1U	7.2	5.0	1U	1.107	0.076	0.036		
30		1U	7.2	5.0	1U	0.98	0.077	0.051		
31			7.3	5.0		1.106	0.073	0.062		

PLANT STAFFING:

Day Shift Operator Class: C Certification No.: 8616 James Johnson
 Day Shift Operator Class: C Certification No.: 9558 Charles Harris
 Day Shift Operator Class: Certification No.:
 Day Shift Operator Class: Certification No.:
 Lead Operator Class: B Certification No.: 9287 Charles A. Richmond

Type of Effluent Disposal or Reclaimed Water Reuse: Sprayfield

Limited Wet Weather Discharge Activated: Yes: No: Not Applicable: If yes, cumulative days of wet weather discharge _____

* Attach additional sheets if necessary to list all certified operators.

DISCHARGE MONITORING REPORT - PART A (Continued)

Facility Name: Florida Central Commerce Park WWTP

Permit Number: FLA011078

MONITORING GROUP NUMBER: R001

MONITORING PERIOD--From:

04/01/2004

To:

05/01/2004

Parameter		Quantity of Loading		Units	Quality or Concentration		Units	No. of Ex.	Frequency of Analysis	Sample Type
Coliform, Fecal, % less than detecton	Sample Measurement				100%		#/100mL	0	3 Days/Week	Grab
PARM Code, 51005 I Mon.Site No. EFA-1	Permit Measurement				75 (Min.)		#/100mL		3 Days/Week	Grab
Coliform, Fecal	Sample Measurement					1U	#/100mL	0	3 Days/Week	Grab
PARM Code, 74055 I Mon.Site No. EFA-1	Permit Measurement					25 (Max)	#/100mL		3 Days/Week	Grab
Total Residual Chlorine (For Disinfection)	Sample Measurement				1.2		MG/L	0	Continuous	analyzer
PARM Code, 50060 A Mon.Site No. EFA-1	Permit Measurement				1.0 (Min)		MG/L		Continuous	analyzer
Turbidity	Sample Measurement				2.00		NTU	0	Continuous	analyzer
PARM Code, 00070 I Mon.Site No. EFA-1	Permit Measurement				Report (Max)		NTU		Continuous	analyzer
BOD, Carbonaceous 5 day, 20C	Sample Measurement				180		MG/L	0	Every Two Weeks	Grab
PARM Code, 80082 G Mon.Site No. INF-1	Permit Measurement				Report (Mo.Avg.)		MG/L		Every Two Weeks	Grab
Solids, Total Suspended	Sample Measurement				255		MG/L	0	Every Two Weeks	Grab
PARM Code, 00530 G Mon.Site No. INF-1	Permit Measurement				Report (Mo.Avg.)		MG/L		Every Two Weeks	Grab
Flow	Sample Measurement	0.064		MG/D				0	5 Days/Week	
PARM Code, 50050 P Mon.Site No. FLW-1	Permit Measurement	0.095 (An.Avg.)		MG/D					5 Days/Week	
Flow	Sample Measurement	0.063	0.068	MG/D				0	5 Days/Week	
PARM Code, 50050 Q Mon.Site No. FLW-1	Permit Measurement	Report (Mo.Avg.)	Report (3-Mo.Avg.)	MG/D					5 Days/Week	
Percent Capacity, (TMADF/Permitted Capacity) X 100	Sample Measurement				71.2%			0	Percent	Calculated
PARM Code, 00180 I Mon.Site No. FLW-1	Permit Measurement				Report				Percent	Calculated
	Sample Measurement									
	Permit Measurement									

DAILY SAMPLE RESULTS - PART B

PermitNumber: FLA011078

Facility Name: Florida Central Commerce Park WWTP

Monitoring Period From: 4/1/04 To: 5/1/04

Code	80082	74055	00400	50060	00530	50060	50050	50050	80082	00530
Mon.Site	EFA-1	EFA-1	EFA-1	EFA-1	EFA-1	EFA-1	FLW-1	FLW-2	INF-01	INF-01
1		1U	6.8	5.0	1U	1.414	0.096	0.048		
2			6.9	5.0		1.421	0.077	0.063		
3			6.9	5.0		1.025	0.037	0.053		
4			7.9	5.0		0.748	0.035	0.038		
5		1U	7.9	5.0	1U	0.953	0.065	0.000		
6		1U	7.5	5.0	1U	1.017	0.070	0.042		
7			7.1	5.0		0.955	0.068	0.056		
8	2U	1U	7.1	5.0	1U	0.755	0.075	0.048	160	220
9			7.1	5.0		0.921	0.063	0.048		
10			7.2	5.0		0.947	0.031	0.053		
11			7.4	5.0		0.604	0.039	0.055		
12		1U	7.4	5.0	1U	0.821	0.066	0.061		
13		1U	7.3	5.0	1U	1.072	0.078	0.000		
14			6.8	3.9		1.343	0.086	0.048		
15		1U	6.7	5.0	1U	1.217	0.099	0.046		
16			7.3	5.0		1.326	0.063	0.045		
17			7.1	5.0		1.141	0.039	0.054		
18			7.2	5.0		0.936	0.041	0.058		
19		1U	7.4	5.0	1U	1.026	0.061	0.053		
20		1U	7.2	1.2	1U	1.307	0.063	0.056		
21			7.0	3.8		1.236	0.073	0.055		
22	2U	1U	6.7	5.0	1U	0.977	0.066	0.049	200	290
23			6.9	5.0		1.043	0.057	0.056		
24			6.8	5.0		0.884	0.032	0.049		
25			7.5	5.0		0.925	0.041	0.034		
26		1U	7.2	5.0	1U	1.006	0.063	0.068		
27		1U	7.0	4.5	1U	1.571	0.076	0.041		
28			6.9	5.0		1.851	0.065	0.060		
29		1U	7.2	5.0	1U	1.999	0.079	0.050		
30			6.6	5.0		1.376	0.072	0.055		
31							0.000	0.000		

PLANT STAFFING:

Day Shift Operator Class: C Certification No.: 8616 James Johnson
 Day Shift Operator Class: C Certification No.: 9558 Charles Harris
 Day Shift Operator Class: Certification No.:
 Day Shift Operator Class: Certification No.:
 Lead Operator Class: B Certification No.: 9287 Charles A. Richmond

Type of Effluent Disposal or Reclaimed Water Reuse: Sprayfield

Limited Wet Weather Discharge Activated: Yes: No: Not Applicable: If yes, cumulative days of wet weather discharge

* Attach additional sheets if necessary to list all certified operators.

DEPARTMENT OF ENVIRONMENTAL PROTECTION DISCHARGE MONITORING REPORT - PART A

When completed mail this report to: Dept. of Environmental Protection, Central District, 3319 Maguire Boulevard Suite 232, Orlando, Florida 32803-3767

PERMITTEE NAME:	Florida Water Services Corporation	PERMIT NUMBER:	FLA011078
MAILING ADDRESS:	P.O. Box 609520 Orlando, FL 32860-9520	LIMIT:	Final
		CLASS SIZE:	N/A
FACILITY:	Florida Central Commerce Park WWTP	MONITORING GROUP NUMBER:	R-001
LOCATION:	140 Hope Street Longwood, FL	MONITORING GROUP DESC:	Public Access Irrigation, including Influent
		NO DISCHARGE FROM SITE:	[]

COUNTY: Seminole MONITORING PERIOD--From: **05/01/2004** To: **05/31/2004**

Parameter	Quantity of Loading	Units	Quality or Concentration	Units	No. of Ex.	Frequency of Analysis	Sample Type
Flow	Sample Measurement	0.055		mgd	0	5 Days/Week	Flow-meter
PARM Code, 50050 Y Mon. Site No. FLW-2	Permit Measurement	0.095 (An. Avg.)		mgd		5 Days/Week	Flow-meter
Flow	Sample Measurement	0.051		mgd	0	5 Days/Week	Flow-meter
PARM Code, 50050 I Mon. Site No. FLW-2	Permit Measurement	Report (Mo. Avg.)		mgd		5 Days/Week	Flow-meter
BOD, Carbonaceous 5 day, 20C	Sample Measurement		2U		0	Every Two Weeks	Grab
PARM Code, 80082 Y Mon. Site No. EFA-1	Permit Measurement		20.0 (An. Avg.)			Every Two Weeks	Grab
BOD, Carbonaceous 5 day, 20C	Sample Measurement		2U	2U	0	Every Two Weeks	Grab
PARM Code, 80082 I Mon. Site No. EFA-1	Permit Measurement		30.0 (Mo. Avg.)	60.0 (Max.)		Every Two Weeks	Grab
Solids, Total Suspended	Sample Measurement		1U		0	3 Days/Week	Grab
PARM Code, 00530 I Mon. Site No. EFB-1	Permit Measurement		5.0 (Max.)			3 Days/Week	Grab
pH	Sample Measurement		6.8	7.7	0	5 Days/Week	Grab
PARM Code, 00400 I Mon. Site No. EFA-1	Permit Measurement		6.0 (Min)	8.5 (Max)		5 Days/Week	Grab

I certify under penalty of law that this document and all attachments were prepared under my direction or supervision in accordance with a system designed to assure that qualified personnel properly gather and evaluate the information submitted. Based on my inquiry of the person or persons who manage the system, or those persons directly responsible for gathering the information, the information submitted is, to the best of my knowledge and belief, true, accurate, and complete. I am aware that there are significant penalties for submitting false information, including the possibility of fine and imprisonment for knowing violations.

NAME/TITLE OF PRINCIPAL EXECUTIVE OFFICER OR AUTHORIZED AGENT	SIGNATURE OF PRINCIPAL EXECUTIVE OFFICER OR AUTHORIZED AGENT	TELEPHONE NO.	DATE (YY/MM/DD)
Charles A. Richmond / Chief Plant Operator		407-339-5424	

COMMENTS AND EXPLANATION OF ANY VIOLATIONS (Reference all attachments here): (Attach additional sheets if necessary.)

DISCHARGE MONITORING REPORT - PART A (Continued)

Facility Name: Florida Central Commerce Park WWTP

Permit Number: FLA011078

MONITORING GROUP NUMBER.: R001

MONITORING PERIOD--From:

05/01/2004

To:

05/31/2004

Parameter		Quantity of Loading	Units	Quality or Concentration	Units	No. of Ex.	Frequency of Analysis	Sample Type
Coliform, Fecal, % less than detecton	Sample Measurement			100%		0	3 Days/Week	Grab
PARM Code, 51005 I Mon.Site No. EFA-1	Permit Measurement			75 (Min.)			3 Days/Week	Grab
Coliform, Fecal	Sample Measurement				1U	0	3 Days/Week	Grab
PARM Code, 74055 I Mon.Site No. EFA-1	Permit Measurement				25 (Max)		3 Days/Week	Grab
Total Residual Chlorine (For Disinfection)	Sample Measurement			5.0	MG/L	0	Continuous	analyzer
PARM Code, 50060 A Mon.Site No. EFA-1	Permit Measurement			1.0 (Min)	MG/L		Continuous	analyzer
Turbidity	Sample Measurement			1.33	NTU	0	Continuous	analyzer
PARM Code, 00070 I Mon.Site No. EFA-1	Permit Measurement			Report (Max)	NTU		Continuous	analyzer
BOD, Carbonaceous 5 day, 20C	Sample Measurement			230	MG/L	0	Every Two Weeks	Grab
PARM Code, 80082 G Mon.Site No. INF-1	Permit Measurement			Report (Mo.Avg.)	MG/L		Every Two Weeks	Grab
Solids, Total Suspended	Sample Measurement			414	MG/L	0	Every Two Weeks	Grab
PARM Code, 00530 G Mon.Site No. INF-1	Permit Measurement			Report (Mo.Avg.)	MG/L		Every Two Weeks	Grab
Flow	Sample Measurement	0.062		MG/D		0	5 Days/Week	
PARM Code, 50050 P Mon.Site No. FLW-1	Permit Measurement	0.095 (An.Avg.)		MG/D			5 Days/Week	
Flow	Sample Measurement	0.053	0.061	MG/D		0	5 Days/Week	
PARM Code, 50050 Q Mon.Site No. FLW-1	Permit Measurement	Report (Mo.Avg.)	Report (3-Mo.Avg.)	MG/D			5 Days/Week	
Percent Capacity, (TMADF/Permitted Capacity) X 100	Sample Measurement			63.9%		0	Percent	Calculated
PARM Code, 00180 I Mon.Site No. FLW-1	Permit Measurement			Report			Percent	Calculated
	Sample Measurement							
	Permit Measurement							

DAILY SAMPLE RESULTS - PART B

PermitNumber: FLA011078

Facility Name: Florida Central Commerce Park WWTP

Monitoring Period From: 5/1/04 To: 5/31/04

Code	CBOD5 (mg/L)	Fecal Coliform Bacteria (#/100ml)	pH (S.U.)	TRC (For Disinfect.) (mg/L)	TSS (mg/L)	Turbidity (NTU)	Flow (MGD)	Flow (MGD)	CBOD5 (mg/L)	TSS (mg/L)
Mon.Site	80082	74055	00400	50060	00530	50060	50050	50050	80082	00530
	EFA-1	EFA-1	EFA-1	EFA-1	EFA-1	EFA-1	FLW-1	FLW-2	INF-01	INF-01
1			6.9	5.0		1.326	0.028	0.037		
2			7.4	5.0		1.142	0.046	0.044		
3		1U	7.2	5.0	1U	1.12	0.070	0.076		
4		1U	7.3	5.0	1U	1.281	0.075	0.055		
5			7.3	5.0		0.942	0.062	0.047		
6	2U	1U	6.9	5.0	1U	0.819	0.067	0.039	370	730
7			6.8	5.0		0.965	0.056	0.056		
8			6.8	5.0		0.939	0.031	0.052		
9			7.5	5.0		0.864	0.031	0.057		
10		1U	7.4	5.0	1U	0.997	0.065	0.096		
11		1U	7.0	5.0	1U	1.063	0.071	0.054		
12			7.2	5.0		1.019	0.075	0.053		
13		1U	7.0	5.0	1U	1.049	0.067	0.046		
14			7.1	5.0		0.671	0.062	0.055		
15			7.5	5.0		0.662	0.037	0.038		
16			7.5	5.0		0.615	0.032	0.046		
17		1U	7.7	5.0	1U	0.646	0.062	0.044		
18		1U	7.3	5.0	1U	0.722	0.072	0.048		
19			7.3	5.0		0.506	0.056	0.048		
20	2U	1U	7.1	5.0	1U	0.766	0.074	0.054	89	98
21			7.1	5.0		0.637	0.059	0.071		
22			7.0	5.0		0.64	0.029	0.033		
23			7.5	5.0		0.611	0.034	0.051		
24		1U	7.5	5.0	1U	1.02	0.055	0.056		
25		1U	7.2	5.0	1U	0.85	0.070	0.049		
26		1U	7.0	5.0	1U	0.862	0.063	0.050		
27			7.1	5.0		1.115	0.062	0.045		
28			7.3	5.0		1.028	0.064	0.064		
29			7.2	5.0		0.939	0.025	0.053		
30			7.0	5.0		0.992	0.029	0.032		
31			7.1	5.0		1.204.5	0.021	0.029		

PLANT STAFFING:

Day Shift Operator Class: C Certification No.: 12239 Ernestoe Holmes
 Day Shift Operator Class: C Certification No.: 9558 Charles Harris
 Day Shift Operator Class: Certification No.:
 Day Shift Operator Class: Certification No.:
 Lead Operator Class: B Certification No.: 9287 Charles A. Richmond

Type of Effluent Disposal or Reclaimed Water Reuse: Sprayfield

Limited Wet Weather Discharge Activated: Yes: No: Not Applicable: If yes, cumulative days of wet weather discharge

* Attach additional sheets if necessary to list all certified operators.

DEPARTMENT OF ENVIRONMENTAL PROTECTION DISCHARGE MONITORING REPORT - PART A

When completed mail this report to: Dept. of Environmental Protection, Central District, 3319 Maguire Boulevard Suite 232, Orlando, Florida 32803-3767

PERMITTEE NAME:	Florida Water Services Corporation	PERMIT NUMBER:	FLA011078
MAILING ADDRESS:	P.O. Box 609520 Orlando, FL 32860-9520	LIMIT:	Final
		CLASS SIZE:	N/A
FACILITY:	Florida Central Commerce Park WWTP	MONITORING GROUP NUMBER:	R-001
LOCATION:	140 Hope Street Longwood, FL	MONITORING GROUP DESC:	Public Access Irrigation, including Influent
		NO DISCHARGE FROM SITE:	[]

COUNTY: Seminole MONITORING PERIOD--From: 06/01/2004 To: 06/30/2004

Parameter	Quantity of Loading	Units	Quality or Concentration	Units	No. of Ex.	Frequency of Analysis	Sample Type
Flow	Sample Measurement	0.054		mgd	0	5 Days/Week	Flow-meter
PARM Code, 50050 Y Mon.Site No. FLW-2	Permit Measurement	0.095 (An.Avg.)		mgd		5 Days/Week	Flow-meter
Flow	Sample Measurement	0.043		mgd	0	5 Days/Week	Flow-meter
PARM Code, 50050 I Mon.Site No. FLW-2	Permit Measurement	Report (Mo.Avg.)		mgd		5 Days/Week	Flow-meter
BOD, Carbonaceous 5 day, 20C	Sample Measurement		2U		MG/L	0	Every Two Weeks
PARM Code, 80082 Y Mon.Site No. EFA-1	Permit Measurement		20.0 (An. Avg.)		MG/L		Every Two Weeks
BOD, Carbonaceous 5 day, 20C	Sample Measurement		2U	2U	MG/L	0	Every Two Weeks
PARM Code, 80082 I Mon.Site No. EFA-1	Permit Measurement		30.0 (Mo. Avg.)	60.0 (Max.)	MG/L		Every Two Weeks
Solids, Total Suspended	Sample Measurement		1.8		MG/L	0	3 Days/Week
PARM Code, 00530 I Mon.Site No. EFB-1	Permit Measurement		5.0 (Max.)		MG/L		3 Days/Week
pH	Sample Measurement		6.8	8.0	S.U.	0	5 Days/Week
PARM Code, 00400 I Mon.Site No. EFA-1	Permit Measurement		6.0 (Min)	8.5 (Max)	S.U.		5 Days/Week

I certify under penalty of law that this document and all attachments were prepared under my direction or supervision in accordance with a system designed to assure that qualified personnel properly gather and evaluate the information submitted. Based on my inquiry of the person or persons who manage the system, or those persons directly responsible for gathering the information, the information submitted is, to the best of my knowledge and belief, true, accurate, and complete. I am aware that there are significant penalties for submitting false information, including the possibility of fine and imprisonment for knowing violations.

NAME/TITLE OF PRINCIPAL EXECUTIVE OFFICER OR AUTHORIZED AGENT	SIGNATURE OF PRINCIPAL EXECUTIVE OFFICER OR AUTHORIZED AGENT	TELEPHONE NO.	DATE (YYMMDD)
Charles A. Richmond / Chief Plant Operator		407-339-5424	

COMMENTS AND EXPLANATION OF ANY VIOLATIONS (Reference all attachments here): (Attach additional sheets if necessary.)

DISCHARGE MONITORING REPORT - PART A (Continued)

Facility Name: Florida Central Commerce Park WWTP

Permit Number: FLA011078

MONITORING GROUP NUMBER: R001

MONITORING PERIOD--From: **06/01/2004** To: **07/01/2004**

Parameter	Sample Measurement	Quantity of Loading		Units	Quality or Concentration		Units	No. of Ex.	Frequency of Analysis	Sample Type
Coliform, Fecal, % less than detecton	Sample Measurement				100%		#/100mL	0	3 Days/Week	Grab
PARM Code, 51005 I Mon.Site No. EFA-1	Permit Measurement				75 (Min.)		#/100mL		3 Days/Week	Grab
Coliform, Fecal	Sample Measurement					1U	#/100mL	0	3 Days/Week	Grab
PARM Code, 74055 I Mon.Site No. EFA-1	Permit Measurement					25 (Max)	#/100mL		3 Days/Week	Grab
Total Residual Chlorine (For Disinfection)	Sample Measurement				1.0		MG/L	0	Continuous	analyzer
PARM Code, 50060 A Mon.Site No. EFA-1	Permit Measurement				1.0 (Min)		MG/L		Continuous	analyzer
Turbidity	Sample Measurement				2.00		NTU	0	Continuous	analyzer
PARM Code, 00070 I Mon.Site No. EFA-1	Permit Measurement				Report (Max)		NTU		Continuous	analyzer
BOD, Carbonaceous 5 day, 20C	Sample Measurement				190		MG/L	0	Every Two Weeks	Grab
PARM Code, 80082 G Mon.Site No. INF-1	Permit Measurement				Report (Mo.Avg.)		MG/L		Every Two Weeks	Grab
Solids, Total Suspended	Sample Measurement				265		MG/L	0	Every Two Weeks	Grab
PARM Code, 00530 G Mon.Site No. INF-1	Permit Measurement				Report (Mo.Avg.)		MG/L		Every Two Weeks	Grab
Flow	Sample Measurement	0.063		MG/D				0	5 Days/Week	
PARM Code, 50050 P Mon.Site No. FLW-1	Permit Measurement	0.095 (An.Avg.)		MG/D					5 Days/Week	
Flow	Sample Measurement	0.060	0.059	MG/D				0	5 Days/Week	
PARM Code, 50050 Q Mon.Site No. FLW-1	Permit Measurement	Report (Mo.Avg.)	Report (3-Mo.Avg.)	MG/D					5 Days/Week	
Percent Capacity, (TMADF/Permitted Capacity) X 100	Sample Measurement				61.8%			0	Percent	Calculated
PARM Code, 00180 I Mon.Site No. FLW-1	Permit Measurement				Report				Percent	Calculated
	Sample Measurement									
	Permit Measurement									

DAILY SAMPLE RESULTS - PART B

PermitNumber: FLA011078

Facility Name: Florida Central Commerce Park WWTP

Monitoring Period From: 6/1/04 To: 6/30/04

Code	CBOD5 (mg/L)	Fecal Coliform Bacteria (#/100ml)	pH (S.U.)	TRC (For Disinfect.) (mg/L)	TSS (mg/L)	Turbidity (NTU)	Flow (MGD)	Flow (MGD)	CBOD5 (mg/L)	TSS (mg/L)
Mon.Site	EFA-1	EFA-1	EFA-1	EFA-1	EFA-1	EFA-1	FLW-1	FLW-2	INF-01	INF-01
1		1U	7.5	4.1	1U	1.148	0.050	0.027		
2		1U	6.8	2.4	1U	1.412	0.061	0.000		
3	2U	1U	6.8	5.0	1U	1.567	0.076	0.080	260	370
4			7.0	3.8		1.999	0.074	0.037		
5			7.0	5.0		1.999	0.042	0.043		
6			7.2	5.0		1.825	0.030	0.032		
7		1U	7.1	5.0	1U	1.397	0.069	0.033		
8		1U	7.0	3.5	1U	1.384	0.084	0.040		
9			7.0	1.6		1.048	0.084	0.000		
10		1U	6.9	2.0	1U	1.154	0.090	0.041		
11			7.0	2.2		0.951	0.076	0.035		
12			7.0	5.0		0.742	0.030	0.045		
13			7.2	5.0		0.827	0.032	0.040		
14		1U	7.6	3.0	1U	1.598	0.075	0.040		
15		1U	7.4	1.0	1.8	1.611	0.089	0.044		
16			7.0	5.0		1.423	0.071	0.000		
17	2U	1U	7.4	5.0	1U	1.534	0.079	0.054	120	160
18			6.9	5.0		1.57	0.062	0.063		
19			7.2	5.0		1.412	0.032	0.040		
20			7.1	5.0		1.822	0.027	0.081		
21		1U	7.1	5.0	1U	1.999	0.054	0.050		
22		1U	7.0	5.0	1U	1.793	0.062	0.050		
23			6.9	5.0		1.586	0.067	0.048		
24		1U	7.0	5.0	1U	1.881	0.058	0.059		
25			7.0	5.0		1.558	0.056	0.056		
26			7.0	5.0		1.99	0.038	0.058		
27			7.4	5.0		1.99	0.033	0.048		
28		1U	7.9	1.0	1U	1.99	0.081	0.045		
29		1U	8.0	1.0	1U	1.99	0.068	0.046		
30			7.9	5.0		1.45	0.056	0.050		
31							0.000	0.000		

PLANT STAFFING:

Day Shift Operator Class: _____ Certification No.: _____
Day Shift Operator Class: C Certification No.: 9558 Charles Harris
Day Shift Operator Class: _____ Certification No.: _____
Day Shift Operator Class: _____ Certification No.: _____
Lead Operator Class: B Certification No.: 9287 Charles A. Richmond

Type of Effluent Disposal or Reclaimed Water Reuse: SprayfieldLimited Wet Weather Discharge Activated: Yes: No: Not Applicable: If yes, cumulative days of wet weather discharge _____

* Attach additional sheets if necessary to list all certified operators.

Docket No. 060368-WS

**Application to Increase Rates and Charges
For a "Class A" Utility**

In

Florida

Report Missing:

Monthly Operating Report

Florida Central Commerce Park

July 2004

Aqua Utilities Florida, Inc.

DEPARTMENT OF ENVIRONMENTAL PROTECTION DISCHARGE MONITORING REPORT - PART A

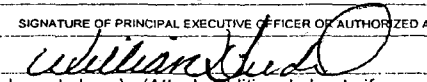
When completed mail this report to: Dept. of Environmental Protection, Central District, 3319 Maguire Boulevard Suite 232, Orlando, Florida 32803-3767

PERMITTEE NAME: Aqua Utilities, Florida	PERMIT NUMBER: FLA011078	Final
MAILING ADDRESS: P.O. 490310		REPORT: Monthly
Leesburg, Fl. 34749-0310	LIMIT: N/A	GROUP: Domestic
	CLASS SIZE: N/A	
FACILITY: Florida Central Commerce Park WWTP	MONITORING GROUP NUMBER: R-001	
LOCATION: 140 Hope Street	MONITORING GROUP DESC: Public Access Irrigation, including Influent	
Longwood, FL	NO DISCHARGE FROM SITE: []	

COUNTY: Seminole MONITORING PERIOD--From: 08/01/2004 To: 08/31/2004

Parameter	Quantity of Loading	Units	Quality or Concentration	Units	No. of Ex.	Frequency of Analysis	Sample Type	
Flow	Sample Measurement	0.053		mgd		0	5 Days/Week	Flow-meter
PARM Code, 50050 Y Mon. Site No. FLW-2	Permit Measurement	0.095 (An. Avg.)		mgd			5 Days/Week	Flow-meter
Flow	Sample Measurement	0.048		mgd		0	5 Days/Week	Flow-meter
PARM Code, 50050 I Mon. Site No. FLW-2	Permit Measurement	Report (Mo. Avg.)		mgd			5 Days/Week	Flow-meter
BOD, Carbonaceous 5 day, 20C	Sample Measurement		2U		MG/L	0	Every Two Weeks	Grab
PARM Code, 80082 Y Mon. Site No. EFA-1	Permit Measurement		20.0 (An. Avg.)		MG/L		Every Two Weeks	Grab
BOD, Carbonaceous 5 day, 20C	Sample Measurement		2U	2U	MG/L	0	Every Two Weeks	Grab
PARM Code, 80082 I Mon. Site No. EFA-1	Permit Measurement		30.0 (Mo. Avg.)	60.0 (Max.)	MG/L		Every Two Weeks	Grab
Solids, Total Suspended	Sample Measurement		1.7		MG/L	0	3 Days/Week	Grab
PARM Code, 00530 I Mon. Site No. EFB-1	Permit Measurement		5.0 (Max.)		MG/L		3 Days/Week	Grab
pH	Sample Measurement		7.0	7.9	S.U.	0	5 Days/Week	Grab
PARM Code, 00400 I Mon. Site No. EFA-1	Permit Measurement		6.0 (Min)	8.5 (Max)	S.U.		5 Days/Week	Grab

I certify under penalty of law that this document and all attachments were prepared under my direction or supervision in accordance with a system designed to assure that qualified personnel properly gather and evaluate the information submitted. Based on my inquiry of the person or persons who manage the system, or those persons directly responsible for gathering the information, the information submitted is, to the best of my knowledge and belief, true, accurate, and complete. I am aware that there are significant penalties for submitting false information, including the possibility of fine and imprisonment for knowing violations.

NAME/TITLE OF PRINCIPAL EXECUTIVE OFFICER OR AUTHORIZED AGENT	SIGNATURE OF PRINCIPAL EXECUTIVE OFFICER OR AUTHORIZED AGENT	TELEPHONE NO.	DATE (YYMMDD)
William Trendel		407-339-5424	9/16/04

COMMENTS AND EXPLANATION OF ANY VIOLATIONS (Reference all attachments here): (Attach additional sheets if necessary.)

DISCHARGE MONITORING REPORT - PART A (Continued)

Facility Name: Florida Central Commerce Park WWTP

Permit Number: FLA011078

MONITORING GROUP NUMBER.: R001

MONITORING PERIOD--From:

08/01/2004 To:

08/31/2004

Parameter	Quantity of Loading	Units	Quality or Concentration	Units	No. of Ex.	Frequency of Analysis	Sample Type
Coliform, Fecal, % less than detecton	Sample Measurement		100%	#/100mL	0	3 Days/Week	Grab
PARM Code, 51005 I Mon.Site No. EFA-1	Permit Measurement		75 (Min.)	#/100mL		3 Days/Week	Grab
Coliform, Fecal	Sample Measurement			1U #/100mL	0	3 Days/Week	Grab
PARM Code, 74055 I Mon.Site No. EFA-1	Permit Measurement			25 (Max) #/100mL		3 Days/Week	Grab
Total Residual Chlorine (For Disinfection)	Sample Measurement		1.0	MG/L	0	Continuous	analyzer
PARM Code, 50060 A Mon.Site No. EFA-1	Permit Measurement		1.0 (Min)	MG/L		Continuous	analyzer
Turbidity	Sample Measurement		4.09	NTU	0	Continuous	analyzer
PARM Code, 00070 I Mon.Site No. EFA-1	Permit Measurement		Report (Max)	NTU		Continuous	analyzer
BOD, Carbonaceous 5 day, 20C	Sample Measurement		123	MG/L	0	Every Two Weeks	Grab
PARM Code, 80082 G Mon.Site No. INF-1	Permit Measurement		Report (Mo.Avg.)	MG/L		Every Two Weeks	Grab
Solids, Total Suspended	Sample Measurement		204	MG/L	0	Every Two Weeks	Grab
PARM Code, 00530 G Mon.Site No. INF-1	Permit Measurement		Report (Mo.Avg.)	MG/L		Every Two Weeks	Grab
Flow	Sample Measurement	0.060		MG/D		0 5 Days/Week	
PARM Code, 50050 P Mon.Site No. FLW-1	Permit Measurement	0.095 (An.Avg.)		MG/D		5 Days/Week	
Flow	Sample Measurement	0.067	0.056	MG/D		0 5 Days/Week	
PARM Code, 50050 Q Mon.Site No. FLW-1	Permit Measurement	Report (Mo.Avg.)	Report (3-Mo.Avg.)	MG/D		5 Days/Week	
Percent Capacity, (TMADF/Permitted Capacity) X 100	Sample Measurement		59.3%		0	Percent	Calculated
PARM Code, 00180 I Mon.Site No. FLW-1	Permit Measurement		Report			Percent	Calculated
	Sample Measurement						
	Permit Measurement						

DAILY SAMPLE RESULTS - PART B

PermitNumber: FLA011078

Facility Name: Florida Central Commerce Park WWTP

Monitoring Period From: 8/1/04 To: 8/31/04

Code Mon.Site	CBOD5 (mg/L)	Fecal Coliform Bacteria (#/100ml)	pH (S.U.)	TRC (For Disinfect.) (mg/L)	TSS (mg/L)	Turbidity (NTU)	Flow (MGD)	Flow (MGD)	CBOD5 (mg/L)	TSS (mg/L)
	80082 EFA-1	74055 EFA-1	00400 EFA-1	50060 EFA-1	00530 EFA-1	50060 EFA-1	50050 FLW-1	50050 FLW-2	80082 INF-01	00530 INF-01
1			7.5	5.0		1.78	0.061	0.053		
2		1U	7.1	5.0	1U	1.74	0.118	0.054		
3		1U	7.2	5.0	1U	1.71	0.065	0.053		
4			7.4	1.0		1.42	0.158	0.056		
5		1U	7.0	5.0	1U	1.3	0.083	0.059		
6			7.4	3.6		1.53	0.075	0.052		
7			6.9	1.0		2.46	0.088	0.061		
8			7.5	5.0		4.09	0.053	0.062		
9		1U	7.4	5.0	1U	2.11	0.137	0.060		
10		1U	7.3	5.0	1U	1.8	0.071	0.056		
11			7.4	5.0		1.45	0.056	0.053		
12	2U	1U	7.4	5.0	1U	1.11	0.072	0.063	210	330
13			7.9	5.0		1.42	0.081	0.045		
14			7.7	5.0		1.42	0.036	0.058		
15			7.6	5.0		1.81	0.013	0.043		
16			7.6	5.0		2.74	0.007	0.066		
17			7.6	5.0		2.75	0.022	0.053		
18		1U	7.6	5.0	1.2	2.66	0.023	0.050		
19		1U	7.7	5.0	1.2	1.53	0.248	0.049		
20		1U	7.8	5.0	1.7	1.52	0.241	0.034		
21			7.6	5.0		2.7	0.002	0.039		
22			7.6	5.0		1.3	0.000	0.110		
23		1U	7.7	2.4	1U	1.88	0.016	0.040		
24		1U	7.2	5.0	1U	1.6	0.057	0.000		
25			7.2	5.0		1.63	0.039	0.000		
26	2U	1U	7.0	5.0	1U	0.74	0.027	0.098	35	78
27			7.2	5.0		0.61	0.053	0.042		
28			7.0	5.0		0.52	0.038	0.045		
29			7.4	5.0		0.63	0.047	0.000		
30		1U	7.5	5.0	1U	0.55	0.059	0.000		
31		1U	7.5	5.0	1U	0.58	0.032	0.036		

PLANT STAFFING:

Day Shift Operator Class: _____ Certification No.: _____
 Day Shift Operator Class: C Certification No.: 9558 Charles Harris
 Day Shift Operator Class: C Certification No.: 11993 Al Gerardo
 Lead Operator Class: A Certification No.: 9184 William Trendel

Type of Effluent Disposal or Reclaimed Water Reuse: Sprayfield

Limited Wet Weather Discharge Activated: Yes: No: Not Applicable: If yes, cumulative days of wet weather discharge

* Attach additional sheets if necessary to list all certified operators.

DEPARTMENT OF ENVIRONMENTAL PROTECTION DISCHARGE MONITORING REPORT - PART A

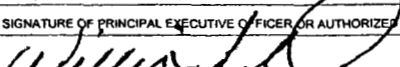
When completed mail this report to: Dept. of Environmental Protection, Central District, 3319 Maguire Boulevard Suite 232, Orlando, Florida 32803-3767

PERMITTEE NAME: Aqua utilities, Fl	PERMIT NUMBER: FLA011078	
MAILING ADDRESS: 140 Hope Street	LIMIT: Final	REPORT: Monthly
Longwood, Fl. 32750	CLASS SIZE: N/A	GROUP: Domestic
FACILITY: Florida Central Commerce Park WWTP	MONITORING GROUP NUMBER: R-001	
LOCATION: 140 Hope Street	MONITORING GROUP DESC: Public Access Irrigation, including Infiltrant	
Longwood, FL	NO DISCHARGE FROM SITE: []	

COUNTY: Seminole MONITORING PERIOD--From: 09/01/2004 To: 09/30/2004

Parameter		Quantity of Loading	Units	Quality or Concentration		Units	No. of Ex.	Frequency of Analysis	Sample Type
Flow	Sample Measurement	0.056	mgd				0	5 Days/Week	Flow-meter
PARM Code, 50050 Y Mon. Site No. FLW-2	Permit Measurement	0.095 (An. Avg.)	mgd					5 Days/Week	Flow-meter
Flow	Sample Measurement	0.052	mgd				0	5 Days/Week	Flow-meter
PARM Code, 50050 I Mon. Site No. FLW-2	Permit Measurement	Report (Mo. Avg.)	mgd					5 Days/Week	Flow-meter
BOD, Carbonaceous 5 day, 20C	Sample Measurement			2U		MG/L	0	Every Two Weeks	Grab
PARM Code, 80082 Y Mon. Site No. EFA-1	Permit Measurement			20.0 (An. Avg.)		MG/L		Every Two Weeks	Grab
BOD, Carbonaceous 5 day, 20C	Sample Measurement			2U	2U	MG/L	0	Every Two Weeks	Grab
PARM Code, 80082 I Mon. Site No. EFA-1	Permit Measurement			30.0 (Mo. Avg.)	60.0 (Max.)	MG/L		Every Two Weeks	Grab
Solids, Total Suspended	Sample Measurement			3.9		MG/L	0	3 Days/Week	Grab
PARM Code, 00530 I Mon. Site No. EFB-1	Permit Measurement			5.0 (Max.)		MG/L		3 Days/Week	Grab
pH	Sample Measurement			7.0	7.8	S.U.	0	5 Days/Week	Grab
PARM Code, 00400 I Mon. Site No. EFA-1	Permit Measurement			6.0 (Min)	8.5 (Max)	S.U.		5 Days/Week	Grab

I certify under penalty of law that this document and all attachments were prepared under my direction or supervision in accordance with a system designed to assure that qualified personnel properly gather and evaluate the information submitted. Based on my inquiry of the person or persons who manage the system, or those persons directly responsible for gathering the information, the information submitted is, to the best of my knowledge and belief, true, accurate, and complete. I am aware that there are significant penalties for submitting false information, including the possibility of fine and imprisonment for knowing violations.

NAME/TITLE OF PRINCIPAL EXECUTIVE OFFICER OR AUTHORIZED AGENT	SIGNATURE OF PRINCIPAL EXECUTIVE OFFICER OR AUTHORIZED AGENT	TELEPHONE NO.	DATE (YY/MM/DD)
William Trendel/Senior Facilities Operator		407-339-5424	04-10-14

COMMENTS AND EXPLANATION OF ANY VIOLATIONS (Reference all attachments here): (Attach additional sheets if necessary.)

DISCHARGE MONITORING REPORT - PART A (Continued)

Facility Name: Florida Central Commerce Park WWTP

Permit Number: FLA011078

MONITORING GROUP NUMBER.: R001

MONITORING PERIOD--From: 09/01/2004 To: 09/30/2004

Parameter		Quantity of Loading	Units	Quality or Concentration	Units	No. of Ex.	Frequency of Analysis	Sample Type
Coliform, Fecal, % less than detection	Sample Measurement			100%	#/100mL	0	3 Days/Week	Grab
PARM Code, 51005 I Mon. Site No. EFA-1	Permit Measurement			75 (Min.)	#/100mL		3 Days/Week	Grab
Coliform, Fecal	Sample Measurement			1U	#/100mL	0	3 Days/Week	Grab
PARM Code, 74055 I Mon. Site No. EFA-1	Permit Measurement			25 (Max)	#/100mL		3 Days/Week	Grab
Total Residual Chlorine (For Disinfection)	Sample Measurement				MG/L	3	Continuous	analyzer
PARM Code, 50060 A Mon. Site No. EFA-1	Permit Measurement			1.0 (Min)	MG/L		Continuous	analyzer
Turbidity	Sample Measurement			2.40	NTU	0	Continuous	analyzer
PARM Code, 00070 I Mon. Site No. EFA-1	Permit Measurement			Report (Max)	NTU		Continuous	analyzer
BOD, Carbonaceous 5 day, 20C	Sample Measurement			56	MG/L	0	Every Two Weeks	Grab
PARM Code, 80082 G Mon. Site No. INF-1	Permit Measurement			Report (Mo. Avg.)	MG/L		Every Two Weeks	Grab
Solids, Total Suspended	Sample Measurement			88	MG/L	0	Every Two Weeks	Grab
PARM Code, 00530 G Mon. Site No. INF-1	Permit Measurement			Report (Mo. Avg.)	MG/L		Every Two Weeks	Grab
Flow	Sample Measurement	0.064		MG/D		0	5 Days/Week	
PARM Code, 50050 P Mon. Site No. FLW-1	Permit Measurement	0.095 (An. Avg.)		MG/D			5 Days/Week	
Flow	Sample Measurement	0.069	0.070	MG/D		0	5 Days/Week	
PARM Code, 50050 Q Mon. Site No. FLW-1	Permit Measurement	Report (Mo. Avg.)	Report (3-Mo. Avg.)	MG/D			5 Days/Week	
Percent Capacity, (TMADF/Permitted Capacity) X 100	Sample Measurement			73.3%		0	Percent	Calculated
PARM Code, 00180 I Mon. Site No. FLW-1	Permit Measurement			Report			Percent	Calculated
	Sample Measurement							
	Permit Measurement							

DAILY SAMPLE RESULTS - PART B

PermitNumber: FLA011078

Facility Name: Florida Central Commerce Park WWTP

Monitoring Period From: 9/1/04 To: 9/30/04

Code Mon.Site	CBOD5 (mg/L)	Fecal Coliform Bacteria (#/100ml)	pH (S.U.)	TRC (For Disinfect.) (mg/L)	TSS (mg/L)	Turbidity (NTU)	Flow (MGD)	Flow (MGD)	CBOD5 (mg/L)	SS (mg/L)
	80082 EFA-1	74055 EFA-1	00400 EFA-1	50060 EFA-1	00530 EFA-1	50060 EFA-1	50050 FLW-1	50050 FLW-2	80082 INF-0	00530 INF-01
1			7.4	5.0		0.8	0.051	0.069		
2		1U	7.2	5.0	1U	1.1	0.060	0.049		
3			7.1	1.2		0.82	0.022	0.000		
4			7.0	5.0		0.58	0.049	0.000		
5			7.1	5.0		1.5	0.034	0.000		
6			7.1	0.6		0.68	0.034	0.000		
7			7.1	5.0		0.71	0.025	0.000		
8		1U	7.2	5.0	1U	0.55	0.023	0.000		
9	2U	1U	7.8	1.4	1U	1.2	0.113	0.000	36	55
10		1U	7.4	1.0	3.9	1.9	0.197	0.000		
11			7.3	1.5		1.5	0.127	0.189		
12			7.3	5.0		1	0.119	0.096		
13		1U	7.3	0.8	3.3	1.2	0.115	0.101		
14		1U	7.2	5.0	2.7	1.1	0.077	0.093		
15		1U	7.2	1.5	3.3	2.4	0.055	0.000		
16			7.4	2.1		1.9	0.159	0.094		
17			7.3	1.0		1.9	0.047	0.102		
18			7.7	5.0		0.8	0.066	0.095		
19			7.4	5.0		0.6	0.038	0.102		
20		1U	7.3	5.0	1U	1.2	0.040	0.099		
21		1U	7.3	5.0	1U	1	0.090	0.000		
22			7.3			0.8	0.052	0.000		
23	2U	1U	7.3	5.0	1U	1.2	0.052	0.126	76	120
24			7.1	1.0		2	0.051	0.125		
25			7.5	2.4		1.9	0.114	0.143		
26			7.4	5.0		0.6	0.039	0.000		
27		1U	7.4	1.3	1U	0.6	0.000	0.000		
28		1U	7.5	5.0	1U	1.1	0.108	0.067		
29			7.4	1.7		1.3	0.020	0.000		
30		1U	7.4	1.0	1U	1.5	0.097	0.000		
31							0.000	0.000		

PLANT STAFFING:

Day Shift Operator	Class: <u> </u>	Certification No.: <u> </u>	<u> </u>
Day Shift Operator	Class: <u>C</u>	Certification No.: <u>9558</u>	<u>Charles Harris</u>
Day Shift Operator	Class: <u>C</u>	Certification No.: <u>11993</u>	<u>Al Gerardo</u>
Day Shift Operator	Class: <u> </u>	Certification No.: <u> </u>	<u> </u>
Lead Operator	Class: <u>A</u>	Certification No.: <u>9184</u>	<u>William Trendel</u>

Type of Effluent Disposal or Reclaimed Water Reuse: Sprayfield

Limited Wet Weather Discharge Activated: Yes: No: Not Applicable: If yes, cumulative days of wet weather discharge

* Attach additional sheets if necessary to list all certified operators.

DEPARTMENT OF ENVIRONMENTAL PROTECTION DISCHARGE MONITORING REPORT - PART A

When completed mail this report to: Dept. of Environmental Protection, Central District, 3319 Maguire Boulevard Suite 232, Orlando, Florida 32803-3767

PERMITTEE NAME: Aqua Utilities, Florida
 MAILING ADDRESS: 140 Hope Street
 Longwood, FL 32750

PERMIT NUMBER: FLA011078

LIMIT:
 CLASS SIZE:
 MONITORING GROUP NUMBER:
 MONITORING GROUP DESC:
 NO DISCHARGE FROM SITE:

Final REPORT: Monthly
 N/A GROUP: Domestic
 R-001
 Public Access Irrigation, including Influent
 []


FACILITY: Florida Central Commerce Park WWTP
 LOCATION: 140 Hope Street
 Longwood, FL

COUNTY: Seminole

MONITORING PERIOD--From: 10/01/2004 To: 10/31/2004

Parameter	Quantity of Loading	Units	Quality or Concentration	Units	No. of Ex.	Frequency of Analysis	Sample Type
Flow	Sample Measurement	0.051		mgd		0	5 Days/Week Flow-meter
PARM Code, 50050 Y Mon. Site No. FLW-2	Permit Measurement	0.095 (An. Avg.)		mgd			5 Days/Week Flow-meter
Flow	Sample Measurement	0.040		mgd		0	5 Days/Week Flow-meter
PARM Code, 50050 I Mon. Site No. FLW-2	Permit Measurement	Report (Mo. Avg.)		mgd			5 Days/Week Flow-meter
BOD, Carbonaceous 5 day, 20C	Sample Measurement		2U		0	0	Every Two Weeks Grab
PARM Code, 80082 Y Mon. Site No. EFA-1	Permit Measurement		20.0 (An. Avg.)				Every Two Weeks Grab
BOD, Carbonaceous 5 day, 20C	Sample Measurement		2U	2U	0	0	Every Two Weeks Grab
PARM Code, 80082 I Mon. Site No. EFA-1	Permit Measurement		30.0 (Mo. Avg.)	60.0 (Max.)			Every Two Weeks Grab
Solids, Total Suspended	Sample Measurement		1U		0	0	3 Days/Week Grab
PARM Code, 00530 I Mon. Site No. EFB-1	Permit Measurement		5.0 (Max.)				3 Days/Week Grab
pH	Sample Measurement		7.3	7.6	0	0	5 Days/Week Grab
PARM Code, 00400 I Mon. Site No. EFA-1	Permit Measurement		6.0 (Min)	8.5 (Max)			5 Days/Week Grab

I certify under penalty of law that this document and all attachments were prepared under my direction or supervision in accordance with a system designed to assure that qualified personnel properly gather and evaluate the information submitted. Based on my inquiry of the person or persons who manage the system, or those persons directly responsible for gathering the information, the information submitted is, to the best of my knowledge and belief, true, accurate, and complete. I am aware that there are significant penalties for submitting false information, including the possibility of fine and imprisonment for knowing violations.

NAME/TITLE OF PRINCIPAL EXECUTIVE OFFICER OR AUTHORIZED AGENT	SIGNATURE OF PRINCIPAL EXECUTIVE OFFICER OR AUTHORIZED AGENT	TELEPHONE NO.	DATE (YY/MM/DD)
William Trendel		407-339-5424	Nov. 12, 2004

COMMENTS AND EXPLANATION OF ANY VIOLATIONS (Reference all attachments here): (Attach additional sheets if necessary.)

DISCHARGE MONITORING REPORT - PART A (Continued)

Facility Name: Florida Central Commerce Park WWTP

Permit Number: FLA011078

MONITORING GROUP NUMBER.: R001

MONITORING PERIOD--From:

10/01/2004

To:

10/31/2004

Parameter		Quantity of Loading		Units	Quality or Concentration			Units	No. of Ex.	Frequency of Analysis	Sample Type
Coliform, Fecal, % less than detecton	Sample Measurement				92%			#/100mL	0	3 Days/Week	Grab
PARM Code, 51005 I Mon.Site No. EFA-1	Permit Measurement				75 (Min.)			#/100mL		3 Days/Week	Grab
Coliform, Fecal	Sample Measurement						20.0	#/100mL	0	3 Days/Week	Grab
PARM Code, 74055 I Mon.Site No. EFA-1	Permit Measurement						25 (Max)	#/100mL		3 Days/Week	Grab
Total Residual Chlorine (For Disinfection)	Sample Measurement							MG/L	1	Continuous	analyzer
PARM Code, 50060 A Mon.Site No. EFA-1	Permit Measurement				1.0 (Min)			MG/L		Continuous	analyzer
Turbidity	Sample Measurement				1.90			NTU	0	Continuous	analyzer
PARM Code, 00070 I Mon.Site No. EFA-1	Permit Measurement				Report (Max)			NTU		Continuous	analyzer
BOD, Carbonaceous 5 day, 20C	Sample Measurement				94			MG/L	0	Every Two Weeks	Grab
PARM Code, 80082 G Mon.Site No. INF-1	Permit Measurement				Report (Mo.Avg.)			MG/L		Every Two Weeks	Grab
Solids, Total Suspended	Sample Measurement				92			MG/L	0	Every Two Weeks	Grab
PARM Code, 00530 G Mon.Site No. INF-1	Permit Measurement				Report (Mo.Avg.)			MG/L		Every Two Weeks	Grab
Flow	Sample Measurement	0.060		MG/D					0	5 Days/Week	
PARM Code, 50050 P Mon.Site No. FLW-1	Permit Measurement	0.095 (An.Avg.)		MG/D						5 Days/Week	
Flow	Sample Measurement		0.055	MG/D					0	5 Days/Week	
PARM Code, 50050 Q Mon.Site No. FLW-1	Permit Measurement	Report (Mo.Avg.)	Report (3:Mo.Avg.)	MG/D						5 Days/Week	
Percent Capacity, (TMADF/Permitted Capacity) X 100	Sample Measurement				58.2%				0	Percent	Calculated
PARM Code, 00180 I Mon.Site No. FLW-1	Permit Measurement				Report					Percent	Calculated
	Sample Measurement										
	Permit Measurement										

DAILY SAMPLE RESULTS - PART B

PermitNumber: FLA011078

Facility Name: Florida Central Commerce Park WWTP

Monitoring Period From: 10/1/04 To: 10/31/04

Code	80082	74055	00400	50060	00530	50060	50050	50050	80082	00530
Mon.Site	EFA-1	EFA-1	EFA-1	EFA-1	EFA-1	EFA-1	FLW-1	FLW-2	INF-01	INF-01
1			7.4	1.7		1.9	0.070	0.000		
2			7.1	5.0		1.3	0.067	0.000		
3			7.2	5.0		0.8	0.043	0.000		
4		1U	7.4	5.0	1U	0.7	0.022	0.000		
5		1U	7.0	5.0	1U	1.1	0.066	0.000		
6			7.4	5.0		1.2	0.059	0.000		
7	2U	1U	6.9	5.0	1U	1.1	0.059	0.000	77	43
8			7.3	1.6		0.98	0.064	0.000		
9			7.3	5.0		1.3	0.061	0.000		
10			7.3	5.0		1.4	0.000	0.064		
11		1U	7.3		1U	1.2	0.006	0.031		
12		1U	7.3	1.0	1U	1.6	0.106	0.023		
13			7.3	3.1		1.2	0.068	0.000		
14		1U	7.4	3.1	1U	1.3	0.075	0.044		
15			7.5	1.0		0.71	0.078	0.080		
16			7.6	1.1		0.64	0.062	0.082		
17			7.5	5.0		0.63	0.041	0.138		
18		1U	7.4	1.9	1U	0.98	0.030	0.058		
19		1U	7.4	5.0	1U	0.96	0.038	0.059		
20			7.4	1.4		1	0.080	0.047		
21	2U	20	7.4	2.0	1U	1.8	0.081	0.077	110	140
22			7.5	2.0		1.8	0.049	0.094		
23			7.4	5.0		1.24	0.066	0.073		
24			7.3	5.0		0.62	0.033	0.078		
25		1U	7.3	2.8	1U	1.38	0.026	0.075		
26		1U	7.3	5.0	1U	0.76	0.030	0.065		
27			7.3	2.1		1.2	0.059	0.056		
28		1U	7.3	2.5	1U	0.7	0.063	0.051		
29			7.4	1.3		0.9	0.068	0.051		
30			7.4	1.7		0.7	0.065	0.000		
31			7.4	5.0		0.7	0.036	0.000		

PLANT STAFFING:

Day Shift Operator Class: Certification No.:
 Day Shift Operator Class: C Certification No.: 9558 Charles Harris
 Day Shift Operator Class: C Certification No.: 11993 Al Gerardo
 Lead Operator Class: A Certification No.: 9184 William Trendel

Type of Effluent Disposal or Reclaimed Water Reuse: Sprayfield

Limited Wet Weather Discharge Activated: Yes: No: Not Applicable: If yes, cumulative days of wet weather discharge

Attach additional sheets if necessary to list all certified operators.

DEPARTMENT OF ENVIRONMENTAL PROTECTION DISCHARGE MONITORING REPORT - PART A

When completed mail this report to: Dept. of Environmental Protection, Central District, 3319 Maguire Boulevard Suite 232, Orlando, Florida 32803-3767

PERMITTEE NAME: Aqua utilities, FI
 MAILING ADDRESS: 140 Hope Street
 Longwood, FL 32750

PERMIT NUMBER: FLA011078

LIMIT:
 CLASS SIZE:
 MONITORING GROUP NUMBER:
 MONITORING GROUP DESC:
 NO DISCHARGE FROM SITE:

Final REPORT: Monthly
 N/A GROUP: Domestic
 R-001
 Public Access Irrigation, including Influent
 []

FACILITY: Florida Central Commerce Park WWTP
 LOCATION: 140 Hope Street
 Longwood, FL

COUNTY: Seminole MONITORING PERIOD--From: 11/01/2004 To: 11/30/2004

Parameter		Quantity of Loading	Units	Quality or Concentration		Units	No. of Ex.	Frequency of Analysis	Sample Type
Flow	Sample Measurement	0.049	mgd				0	5 Days/Week	Flow-meter
PARM Code: 50050 Y Mon Site No. FLW-2	Permit Measurement	0.095 (An. Avg.)	mgd					5 Days/Week	Flow-meter
Flow	Sample Measurement	0.043	mgd				0	5 Days/Week	Flow-meter
PARM Code: 50050 I Mon Site No. FLW-2	Permit Measurement	Report (Mo. Avg.)	mgd					5 Days/Week	Flow-meter
BOD, Carbonaceous 5 day, 20C	Sample Measurement			2U		MG/L	0	Every Two Weeks	Grab
PARM Code: 80082 Y Mon Site No. EFA-1	Permit Measurement			20.0 (An. Avg.)		MG/L		Every Two Weeks	Grab
BOD, Carbonaceous 5 day, 20C	Sample Measurement			2U	2U	MG/L	0	Every Two Weeks	Grab
PARM Code: 80082 I Mon Site No. EFA-1	Permit Measurement			30.0 (Mo. Avg.)	60.0 (Max.)	MG/L		Every Two Weeks	Grab
Solids, Total Suspended	Sample Measurement			1.1		MG/L	0	3 Days/Week	Grab
PARM Code: 00530 I Mon Site No. EFB-1	Permit Measurement			5.0 (Max.)		MG/L		3 Days/Week	Grab
pH	Sample Measurement			7.2	7.9	S.U.	0	5 Days/Week	Grab
PARM Code: 00400 I Mon Site No. EFA-1	Permit Measurement			6.0 (Min.)	8.5 (Max.)	S.U.		5 Days/Week	Grab

I certify under penalty of law that this document and all attachments were prepared under my direction or supervision in accordance with a system designed to assure that qualified personnel properly gather and evaluate the information submitted. Based on my inquiry of the person or persons who manage the system, or those persons directly responsible for gathering the information, the information submitted is, to the best of my knowledge and belief, true, accurate, and complete. I am aware that there are significant penalties for submitting false information, including the possibility of fine and imprisonment for knowing violations.

NAME/TITLE OF PRINCIPAL EXECUTIVE OFFICER OR AUTHORIZED AGENT	SIGNATURE OF PRINCIPAL EXECUTIVE OFFICER OR AUTHORIZED AGENT	TELEPHONE NO.	DATE (YY/MM/DD)
William Trendel/Senior Facilities Operator	<i>William Trendel</i>	407-339-5424	

COMMENTS AND EXPLANATION OF ANY VIOLATIONS (Reference all attachments here): (Attach additional sheets if necessary.)

DISCHARGE MONITORING REPORT - PART A (Continued)

Facility Name: Florida Central Commerce Park WWTP

Permit Number: FLA011078

MONITORING GROUP NUMBER.: R001

MONITORING PERIOD--From:

11/01/2004

To:

11/30/2004

Parameter	Sample Measurement	Quantity of Loading		Units	Quality or Concentration			Units	No. of Ex.	Frequency of Analysis	Sample Type
Coliform, Fecal, % less than detecton	Sample Measurement				100%			#/100mL	0	3 Days/Week	Grab
PARM Code, 51005 I Mon. Site No. EFA-1	Permit Measurement				75 (Min.)			#/100mL		3 Days/Week	Grab
Coliform, Fecal	Sample Measurement						1U	#/100mL	0	3 Days/Week	Grab
PARM Code, 74055 I Mon. Site No. EFA-1	Permit Measurement						25 (Max)	#/100mL		3 Days/Week	Grab
Total Residual Chlorine (For Disinfection)	Sample Measurement				1.0			MG/L	0	Continuous	analyzer
PARM Code, 50060 A Mon. Site No. EFA-1	Permit Measurement				1.0 (Min)			MG/L		Continuous	analyzer
Turbidity	Sample Measurement				2.00			NTU	0	Continuous	analyzer
PARM Code, 00070 I Mon. Site No. EFA-1	Permit Measurement				Report (Max)			NTU		Continuous	analyzer
BOD, Carbonaceous 5 day, 20C	Sample Measurement				60			MG/L	0	Every Two Weeks	Grab
PARM Code, 80082 G Mon. Site No. INF-1	Permit Measurement				Report (Mo. Avg.)			MG/L		Every Two Weeks	Grab
Solids, Total Suspended	Sample Measurement				110			MG/L	0	Every Two Weeks	Grab
PARM Code, 00530 G Mon. Site No. INF-1	Permit Measurement				Report (Mo. Avg.)			MG/L		Every Two Weeks	Grab
Flow	Sample Measurement	0.061		MG/D					0	5 Days/Week	
PARM Code, 50050 P Mon. Site No. FLW-1	Permit Measurement	0.095 (An. Avg.)		MG/D						5 Days/Week	
Flow	Sample Measurement	0.054	0.059	MG/D					0	5 Days/Week	
PARM Code, 50050 Q Mon. Site No. FLW-1	Permit Measurement	Report (Mo. Avg.)	Report (3-Mo. Avg.)	MG/D						5 Days/Week	
Percent Capacity, (TMADF/Permitted Capacity) X 100	Sample Measurement				61.8%				0	Percent	Calculated
PARM Code, 00180 I Mon. Site No. FLW-1	Permit Measurement				Report					Percent	Calculated
	Sample Measurement										
	Permit Measurement										

DAILY SAMPLE RESULTS - PART B

PermitNumber: FLA011078

Facility Name: Florida Central Commerce Park WWTP

Monitoring Period From: 11/1/04 To: 11/30/04

Code	CBOD5 (mg/L)	Fecal Coliform Bacteria (#/100ml)	pH (S.U.)	TRC (For Disinfect.) (mg/L)	TSS (mg/L)	Turbidity (NTU)	Flow (MGD)	Flow (MGD)	CBOD5 (mg/L)	TSS (mg/L)
Mon. Site	80082	74055	00400	50060	00530	50060	50050	50050	80082	00530
	EFA-1	EFA-1	EFA-1	EFA-1	EFA-1	EFA-1	FLW-1	FLW-2	INF-01	INF-01
1		1U	7.3	3.4	1U	1.1	0.036	0.000		
2		1U	7.3	1.2	1U	1.3	0.076	0.091		
3			7.4	3.9		1	0.071	0.028		
4	2U	1U	7.4	1.0	1U	0.7	0.056	0.062	70	110
5			7.3	1.0		0.9	0.055	0.055		
6			7.9	5.0		0.8	0.066	0.075		
7			7.5	5.0		0.7	0.047	0.049		
8		1U	7.4	5.0	1U	0.8	0.033	0.046		
9		1U	7.5	1.8	1U	0.7	0.050	0.050		
10			7.4	1.6		0.8	0.079	0.051		
11		1U	7.5	1.2	1U	0.8	0.026	0.048		
12			7.4	1.0		0.7	0.068	0.049		
13			7.2	5.0		0.7	0.069	0.048		
14			7.3	5.0		0.8	0.040	0.049		
15		1U	7.4	5.0	1U	1.4	0.031	0.048		
16		1U	7.4	5.0	1U	1.1	0.083	0.049		
17			7.3	5.0		1.1	0.051	0.000		
18	2U	1U	7.3	1.0	1U	1.6	0.052	0.000	50	110
19			7.5	5.0		2	0.067	0.000		
20			7.6	5.0		1.2	0.066	0.000		
21			7.5	5.0		1.3	0.032	0.048		
22		1U	7.7	5.0	1U	1.5	0.082	0.049		
23		1U	7.6	4.0	1.1	1.5	0.063	0.049		
24		1U	7.3	2.4	1U	1.4	0.045	0.050		
25			7.3	5.0		1.1	0.063	0.049		
26			7.4	5.0		1.3	0.039	0.051		
27			7.3	5.0		1.2	0.048	0.050		
28			7.3	5.0		1.4	0.022	0.049		
29		1U	7.4	5.0	1U	1.6	0.034	0.050		
30		1U	7.4	1.4	1U	1.3	0.061	0.052		
31							0.000	0.000		

PLANT STAFFING:

Day Shift Operator Class: Certification No.:
 Day Shift Operator Class: C Certification No.: 9558 Charles Harris
 Day Shift Operator Class: C Certification No.: 11993 Al Gerardo
 Day Shift Operator Class: Certification No.:
 Lead Operator Class: A Certification No.: 9184 William Trendel

Type of Effluent Disposal or Reclaimed Water Reuse: Sprayfield

Limited Wet Weather Discharge Activated: Yes: No: Not Applicable: If yes, cumulative days of wet weather discharge

* Attach additional sheets if necessary to list all certified operators.

DEPARTMENT OF ENVIRONMENTAL PROTECTION DISCHARGE MONITORING REPORT - PART A

When completed mail this report to: Dept. of Environmental Protection, Central District, 3319 Maguire Boulevard Suite 232, Orlando, Florida 32803-3767

PERMITTEE NAME: Aqua Utilities, Florida
 MAILING ADDRESS: 140 Hope Street
 Longwood, FL 32750

PERMIT NUMBER: FLA011078

LIMIT: Final REPORT: Monthly
 CLASS SIZE: N/A GROUP: Domestic
 MONITORING GROUP NUMBER: R-001
 MONITORING GROUP DESC: Public Access Irrigation, including Influent
 NO DISCHARGE FROM SITE: []

FACILITY: Florida Central Commerce Park WWTP
 LOCATION: 140 Hope Street
 Longwood, FL

COUNTY: Seminole

MONITORING PERIOD--From: 12/01/2004 To: 12/31/2004

Parameter		Quantity of Loading	Units	Quality or Concentration		Units	No. of Ex.	Frequency of Analysis	Sample Type
Flow	Sample Measurement	0.049	mgd				0	5 Days/Week	Flow-meter
PARM Code: 50050 Y Mon. Site No. FLW-2	Permit Measurement	0.095 (An. Avg.)	mgd					5 Days/Week	Flow-meter
Flow	Sample Measurement	0.417	mgd				0	5 Days/Week	Flow-meter
PARM Code: 50050 I Mon. Site No. FLW-2	Permit Measurement	Report (Mo. Avg.)	mgd					5 Days/Week	Flow-meter
BOD, Carbonaceous 5 day, 20C	Sample Measurement			2U		MG/L	0	Every Two Weeks	Grab
PARM Code: 80082 Y Mon. Site No. EFA-1	Permit Measurement			20.0 (An. Avg.)		MG/L		Every Two Weeks	Grab
BOD, Carbonaceous 5 day, 20C	Sample Measurement			2U	2U	MG/L	0	Every Two Weeks	Grab
PARM Code: 80082 I Mon. Site No. EFA-1	Permit Measurement			30.0 (Mo. Avg.)	60.0 (Max.)	MG/L		Every Two Weeks	Grab
Solids, Total Suspended	Sample Measurement			1.1		MG/L	0	3 Days/Week	Grab
PARM Code: 00530 I Mon. Site No. EFB-1	Permit Measurement			5.0 (Max.)		MG/L		3 Days/Week	Grab
pH	Sample Measurement					S.U.	0	5 Days/Week	Grab
PARM Code: 00400 I Mon. Site No. EFA-1	Permit Measurement			6.0 (Min)	8.5 (Max)	S.U.		5 Days/Week	Grab

I certify under penalty of law that this document and all attachments were prepared under my direction or supervision in accordance with a system designed to assure that qualified personnel properly gather and evaluate the information submitted. Based on my inquiry of the person or persons who manage the system, or those persons directly responsible for gathering the information, the information submitted is, to the best of my knowledge and belief, true, accurate, and complete. I am aware that there are significant penalties for submitting false information, including the possibility of fine and imprisonment for knowing violations.

NAME/TITLE OF PRINCIPAL EXECUTIVE OFFICER OR AUTHORIZED AGENT	SIGNATURE OF PRINCIPAL EXECUTIVE OFFICER OR AUTHORIZED AGENT	TELEPHONE NO.	DATE (YY/MM/DD)
William Trendel	<i>William Trendel</i>	407-339-5424	05/01/17

COMMENTS AND EXPLANATION OF ANY VIOLATIONS (Reference all attachments here): (Attach additional sheets if necessary.)

DISCHARGE MONITORING REPORT - PART A (Continued)

Facility Name: Florida Central Commerce Park WWTP

Permit Number: FLA011078

MONITORING GROUP NUMBER.: R001

MONITORING PERIOD--From:

12/01/2004

To:

12/31/2004

Parameter		Quantity of Loading	Units	Quality or Concentration	Units	No. of Ex.	Frequency of Analysis	Sample Type	
Coliform, Fecal, % less than detecton	Sample Measurement			92%		#/100mL	0	3 Days/Week	Grab
PARM Code, 51005 I Mon. Site No. EFA-1	Permit Measurement			75 (Min.)		#/100mL		3 Days/Week	Grab
Coliform, Fecal	Sample Measurement				1U	#/100mL	0	3 Days/Week	Grab
PARM Code, 74095 I Mon. Site No. EFA-1	Permit Measurement				25 (Max)	#/100mL		3 Days/Week	Grab
Total Residual Chlorine (For Disinfection)	Sample Measurement			0.2		MG/L	2	Continuous	analyzer
PARM Code, 50060 A Mon. Site No. EFA-1	Permit Measurement			1.0 (Min)		MG/L		Continuous	analyzer
Turbidity	Sample Measurement			1.30		NTU	0	Continuous	analyzer
PARM Code, 00070 I Mon. Site No. EFA-1	Permit Measurement			Report (Max)		NTU		Continuous	analyzer
BOD, Carbonaceous 5 day, 20C	Sample Measurement			69		MG/L	0	Every Two Weeks	Grab
PARM Code, 80082 G Mon. Site No. INF-1	Permit Measurement			Report (Mo. Avg.)		MG/L		Every Two Weeks	Grab
Solids, Total Suspended	Sample Measurement			93		MG/L	0	Every Two Weeks	Grab
PARM Code, 00530 G Mon. Site No. INF-1	Permit Measurement			Report (Mo. Avg.)		MG/L		Every Two Weeks	Grab
Flow	Sample Measurement	0.059			MG/D		0	5 Days/Week	
PARM Code, 50050 P Mon. Site No. FLW-1	Permit Measurement	0.095 (An. Avg.)			MG/D			5 Days/Week	
Flow	Sample Measurement	0.052	0.056		MG/D		0	5 Days/Week	
PARM Code, 50050 Q Mon. Site No. FLW-1	Permit Measurement	Report (Mo. Avg.)	Report (3-Mo. Avg.)		MG/D			5 Days/Week	
Percent Capacity, (TMADF/Permitted Capacity) X 100	Sample Measurement			58.6%			0	Percent	Calculated
PARM Code, 00180 I Mon. Site No. FLW-1	Permit Measurement			Report				Percent	Calculated
	Sample Measurement								
	Permit Measurement								

DAILY SAMPLE RESULTS - PART B

PermitNumber: FLA011078

Facility Name: Florida Central Commerce Park WWTP

Monitoring Period From: 12/1/04 To: 12/31/04

Code	CBOD5 (mg/L)	Fecal Coliform Bacteria (#/100ml)	pH (S.U.)	TRC (For Disinfect.) (mg/L)	TSS (mg/L)	Turbidity (NTU)	Flow (MGD)	Flow (MGD)	CBOD5 (mg/L)	TSS (mg/L)
Mon.Site	80082 EFA-1	74055 EFA-1	00400 EFA-1	50060 EFA-1	00530 EFA-1	50060 EFA-1	50050 FLW-1	50050 FLW-2	80082 INF-01	00530 INF-01
1				1.5		1.2	0.063	0.068		
2	2U	1U	7.1	5.0	1U	1	0.054	0.682	68	110
3			7.2	5.0		0.7	0.012	0.527		
4			7.4	5.0		0.6	0.069	0.527		
5			7.0	5.0		0.6	0.034	0.510		
6		1U		5.0	1U	0.9	0.024	0.521		
7		1U	6.9	0.2	1U	0.9	0.054	0.515		
8				5.0		1.3	0.054	0.000		
9		1U		1.0	1.1	1.3	0.059	0.000		
10				1.0		0.8	0.053	0.000		
11				5.0		0.6	0.082	0.513		
12				5.0		0.6	0.056	0.529		
13		1U		5.0	1U	1.1	0.053	0.913		
14		1U		5.0	1.1	0.96	0.056	0.000		
15				2.0		0.81	0.071	0.492		
16	2U	1U		5.0	1U	0.8	0.080	0.000	84	86
17				1.0		1.2	0.025	0.482		
18				5.0		0.7	0.049	0.481		
19				5.0		0.7	0.036	0.491		
20		1U		2.0	1.1	0.71	0.011	0.491		
21		1U		5.0	1U	1.1	0.058	0.473		
22				5.0		1	0.058	0.467		
23		1U		1.0	1U	0.8	0.069	0.542		
24				5.0		1	0.058	0.450		
25				5.0		0.83	0.043	0.474		
26				5.0		0.7	0.032	0.451		
27		1U		5.0	1U	0.8	0.058	0.482		
28		1U		5.0	1U	0.7	0.055	0.462		
29				0.5		0.7	0.053	0.469		
30	2U	1U		1.0	1U	0.8	0.060	0.470	55	83
31				1.0		0.8	0.049	0.458		

PLANT STAFFING:

Day Shift Operator Class: Certification No.:
 Day Shift Operator Class: C Certification No.: 9558 Charles Harris
 Day Shift Operator Class: C Certification No.: 11993 Al Gerardo
 Lead Operator Class: A Certification No.: 9184 William Trendel

Type of Effluent Disposal or Reclaimed Water Reuse: Sprayfield
 Limited Wet Weather Discharge Activated: Yes: No: Not Applicable: If yes, cumulative days of wet weather discharge

* Attach additional sheets if necessary to list all certified operators.

DEPARTMENT OF ENVIRONMENTAL PROTECTION DISCHARGE MONITORING REPORT - PART A

When completed mail this report to: Dept. of Environmental Protection, Central District, 3319 Maguire Boulevard Suite 232, Orlando, Florida 32803-3767

PERMITTEE NAME:	Aqua Utilities, Florida	PERMIT NUMBER:	FLA011078
MAILING ADDRESS:	140 Hope Street Longwood, FL 32750	LIMIT:	Final
		CLASS SIZE:	N/A
FACILITY:	Florida Central Commerce Park WWTP	MONITORING GROUP NUMBER:	R-001
LOCATION:	140 Hope Street Longwood, FL	MONITORING GROUP DESC:	Public Access Irrigation, including Influent
		NO DISCHARGE FROM SITE:	[]

COUNTY: Seminole MONITORING PERIOD--From: 01/01/2005 To: 01/31/2005

Parameter	Sample Measurement	Quantity of Loading		Units	Quality or Concentration			Units	No. of Ex.	Frequency of Analysis	Sample Type
Flow	Sample Measurement	0.049		mgd				0		5 Days/Week	Flow-meter
PARM Code: 50050 Y Mon. Site No. FLW-2	Permit Measurement	0.095 (An. Avg.)		mgd						5 Days/Week	Flow-meter
Flow	Sample Measurement	0.044		mgd				0		5 Days/Week	Flow-meter
PARM Code: 50050 I Mon. Site No. FLW-2	Permit Measurement	Report (Mo. Avg.)		mgd						5 Days/Week	Flow-meter
BOD, Carbonaceous 5 day, 20C	Sample Measurement				2U			MG/L	0	Every Two Weeks	Grab
PARM Code: 80082 Y Mon. Site No. EPA-1	Permit Measurement				20.0 (An. Avg.)			MG/L		Every Two Weeks	Grab
BOD, Carbonaceous 5 day, 20C	Sample Measurement				2U	2U		MG/L	0	Every Two Weeks	Grab
PARM Code: 80082 I Mon. Site No. EPA-1	Permit Measurement				30.0 (Mo. Avg.)	60.0 (Max.)		MG/L		Every Two Weeks	Grab
Solids, Total Suspended	Sample Measurement				1.1			MG/L	0	3 Days/Week	Grab
PARM Code: 00530 I Mon. Site No. EFB-1	Permit Measurement				5.0 (Max.)			MG/L		3 Days/Week	Grab
pH	Sample Measurement				7.1	7.6		S.U.	0	5 Days/Week	Grab
PARM Code: 00400 I Mon. Site No. EFA-1	Permit Measurement				6.0 (Min)	8.5 (Max)		S.U.		5 Days/Week	Grab

I certify under penalty of law that this document and all attachments were prepared under my direction or supervision in accordance with a system designed to assure that qualified personnel properly gather and evaluate the information submitted. Based on my inquiry of the person or persons who manage the system, or those persons directly responsible for gathering the information, the information submitted is, to the best of my knowledge and belief, true, accurate, and complete. I am aware that there are significant penalties for submitting false information, including the possibility of fine and imprisonment for knowing violations.

NAME/TITLE OF PRINCIPAL EXECUTIVE OFFICER OR AUTHORIZED AGENT	SIGNATURE OF PRINCIPAL EXECUTIVE OFFICER OR AUTHORIZED AGENT	TELEPHONE NO.	DATE (YY/MM/DD)
William Trendel	<i>William Trendel</i>	407-339-5424	05/02/02

COMMENTS AND EXPLANATION OF ANY VIOLATIONS (Reference all attachments here): (Attach additional sheets if necessary.)

DISCHARGE MONITORING REPORT - PART A (Continued)

Facility Name: Florida Central Commerce Park WWTP

Permit Number: FLA011078

MONITORING GROUP NUMBER.: R001

MONITORING PERIOD--From:

01/01/2005 To:

01/31/2005

Parameter	Sample Measurement	Quantity of Loading		Units	Quality or Concentration		Units	No. of Ex.	Frequency of Analysis	Sample Type
Coliform, Fecal, % less than detecton	Sample Measurement				100%		#/100mL	0	3 Days/Week	Grab
PARM Code, 51005 I Mon Site No. EFA-1	Permit Measurement				75 (Min.)		#/100mL		3 Days/Week	Grab
Coliform, Fecal	Sample Measurement					1U	#/100mL	0	3 Days/Week	Grab
PARM Code, 74055 † Mon Site No. EFA-1	Permit Measurement					25 (Max)	#/100mL		3 Days/Week	Grab
Total Residual Chlorine (For Disinfection)	Sample Measurement				1.0		MG/L	0	Continuous	analyzer
PARM Code, 50060 A Mon Site No. EFA-1	Permit Measurement				1.0 (Min)		MG/L		Continuous	analyzer
Turbidity	Sample Measurement				1.20		NTU	0	Continuous	analyzer
PARM Code, 00070 † Mon Site No. EFA-1	Permit Measurement				Report (Max)		NTU		Continuous	analyzer
BOD, Carbonaceous 5 day, 20C	Sample Measurement				57		MG/L	0	Every Two Weeks	Grab
PARM Code, 80082 G Mon Site No. INF-1	Permit Measurement				Report (Mo. Avg.)		MG/L		Every Two Weeks	Grab
Solids, Total Suspended	Sample Measurement				84		MG/L	0	Every Two Weeks	Grab
PARM Code, 00530 G Mon Site No. INF-1	Permit Measurement				Report (Mo. Avg.)		MG/L		Every Two Weeks	Grab
Flow	Sample Measurement	0.059		MG/D				0	5 Days/Week	
PARM Code, 50050 P Mon Site No. FLW-1	Permit Measurement	0.095 (An. Avg.)		MG/D					5 Days/Week	
Flow	Sample Measurement		0.054	MG/D				0	5 Days/Week	
PARM Code, 50050 Q Mon Site No. FLW-1	Permit Measurement	Report (Mo. Avg.)	Report (3-Mo. Avg.)	MG/D					5 Days/Week	
Percent Capacity, (TMADF/Permitted Capacity) X 100	Sample Measurement				56.8%			0	Percent	Calculated
PARM Code, 00180 † Mon Site No. FLW-1	Permit Measurement				Report				Percent	Calculated
	Sample Measurement									
	Permit Measurement									

DAILY SAMPLE RESULTS - PART B

PermitNumber: FLA011078

Facility Name: Florida Central Commerce Park WWTP

Monitoring Period From: 1/1/05 To: 1/31/05

Code	80082	74055	00400	50060	00530	50060	50050	50050	80082	00530
Mon. Site	EFA-1	EFA-1	EFA-1	EFA-1	EFA-1	EFA-1	FLW-1	FLW-2	INF-01	INF-01
	CBOD5 (mg/L)	Fecal Coliform Bacteria (#/100ml)	pH (S.U.)	TRC (For Disinfect.) (mg/L)	TSS (mg/L)	Turbidity (NTU)	Flow (MGD)	Flow (MGD)	CBOD5 (mg/L)	TSS (mg/L)
1			7.6	5.0		0.65	0.040	0.047		
2			7.1	5.0		0.63	0.025	0.047		
3		1U	7.2	5.0	1U	0.9	0.034	0.000		
4		1U	7.4	5.0	1U	1.1	0.070	0.000		
5			7.0	3.2		0.91	0.054	0.000		
6		1U	7.5	2.8	1U	0.86	0.062	0.049		
7			6.9	5.0		0.9	0.045	0.050		
8			7.2	5.0		0.68	0.067	0.049		
9			7.2	5.0		0.43	0.036	0.051		
10		1U	7.2	5.0	1.1	0.43	0.037	0.049		
11		1U	7.2	2.6	1.1	0.67	0.054	0.051		
12			7.3	1.0		0.78	0.065	0.049		
13	2U	1U	7.3	5.0	1U	0.9	0.051	0.048	74	130
14			7.1	1.2		0.95	0.053	0.000		
15			7.4	5.0		0.65	0.092	0.048		
16			7.2	5.0		0.64	0.063	0.047		
17		1U	7.2	5.0	1.1	0.61	0.048	0.028		
18		1U	7.2	5.0	1.1	0.71	0.069	0.070		
19			7.3	2.8		0.9	0.070	0.052		
20		1U	7.3	1.0	1U	1.2	0.068	0.000		
21			7.1	1.0		0.8	0.074	0.117		
22			7.6	1.0		0.76	0.080	0.048		
23			7.3	5.0		0.6	0.045	0.046		
24		1U	7.4	2.7	1U	0.45	0.043	0.047		
25		1U	7.3	1.8	1U	0.65	0.098	0.047		
26			7.3	1.8		1	0.088	0.076		
27	2U	1U	7.3	4.7	1U	1	0.070	0.049	40	38
28			7.4	4.6		0.85	0.054	0.048		
29			7.2	5.0		0.55	0.060	0.043		
30			7.3	5.0		0.57	0.046	0.061		
31		1U	7.3	5.0	1U	0.95	0.037	0.047		

PLANT STAFFING:

Day Shift Operator	Class: _____	Certification No.: _____	_____
Day Shift Operator	Class: <u>C</u>	Certification No.: <u>9558</u>	<u>Charles Harris</u>
Day Shift Operator	Class: <u>C</u>	Certification No.: <u>11993</u>	<u>Al Gerardo</u>
Lead Operator	Class: <u>A</u>	Certification No.: <u>9184</u>	<u>William Trendel</u>

Type of Effluent Disposal or Reclaimed Water Reuse: SprayfieldLimited Wet Weather Discharge Activated: Yes: No: Not Applicable: If yes, cumulative days of wet weather discharge

* Attach additional sheets if necessary to list all certified operators.

DISCHARGE MONITORING REPORT - PART A (Continued)

Facility Name: Florida Central Commerce Park WWTP

Permit Number: FLA011078

MONITORING GROUP NUMBER.: R001

MONITORING PERIOD--From:

02/01/2005

To:

02/28/2005

Parameter		Quantity of Loading		Units	Quality or Concentration			Units	No. of Ex.	Frequency of Analysis	Sample Type
Coliform, Fecal, % less than detector	Sample Measurement				100%			#/100mL	0	3 Days/Week	Grab
PARM Code, 51005 I Mon.Site No. EFA-1	Permit Measurement				75 (Min.)			#/100mL		3 Days/Week	Grab
Coliform, Fecal	Sample Measurement					1.0		#/100mL	0	3 Days/Week	Grab
PARM Code, 74055 I Mon.Site No. EFA-1	Permit Measurement					25 (Max)		#/100mL		3 Days/Week	Grab
Total Residual Chlorine (For Disinfection)	Sample Measurement				1.0			MG/L	0	Continuous	analyzer
PARM Code, 50060 A Mon.Site No. EFA-1	Permit Measurement				1.0 (Min)			MG/L		Continuous	analyzer
Turbidity	Sample Measurement				1.60			NTU	0	Continuous	analyzer
PARM Code, 00070 I Mon.Site No. EFA-1	Permit Measurement				Report (Max)			NTU		Continuous	analyzer
BOD, Carbonaceous 5 day, 20C	Sample Measurement				287			MG/L	0	Every Two Weeks	Grab
PARM Code, 80082 G Mon.Site No. INF-1	Permit Measurement				Report (Mo.Avg.)			MG/L		Every Two Weeks	Grab
Solids, Total Suspended	Sample Measurement				813			MG/L	0	Every Two Weeks	Grab
PARM Code, 00530 G Mon.Site No. INF-1	Permit Measurement				Report (Mo.Avg.)			MG/L		Every Two Weeks	Grab
Flow	Sample Measurement	0.057		MG/D					0	5 Days/Week	
PARM Code, 50050 P Mon.Site No. FLW-1	Permit Measurement	0.095 (An.Avg.)		MG/D						5 Days/Week	
Flow	Sample Measurement	0.053	0.052	MG/D					0	5 Days/Week	
PARM Code, 50050 Q Mon.Site No. FLW-1	Permit Measurement	Report (Mo.Avg.)	Report (3-Mo.Avg.)	MG/D						5 Days/Week	
Percent Capacity, (TMADF/Permitted Capacity) X 100	Sample Measurement				54.4%				0	Percent	Calculated
PARM Code, 00180 I Mon.Site No. FLW-1	Permit Measurement				Report					Percent	Calculated
	Sample Measurement										
	Permit Measurement										

DAILY SAMPLE RESULTS - PART B

PermitNumber: FLA011078

Facility Name: Florida Central Commerce Park WWTP

Monitoring Period From: 2/1/05 To: 2/28/05

	CBOD5 (mg/L)	Fecal Coliform Bacteria (#/100ml)	pH (S.U.)	TRC (For Disinfect.) (mg/L)	TSS (mg/L)	Turbidity (NTU)	Flow (MGD)	Flow (MGD)	CBOD5 (mg/L)	TSS (mg/L)
Code	80082	74055	00400	50060	00530	50060	50050	50050	80082	00530
Mon.Site	EFA-1	EFA-1	EFA-1	EFA-1	EFA-1	EFA-1	FLW-1	FLW-2	INF-01	INF-01
1		1	7.4	5.0	1.0	1	0.074	0.047		
2			7.5	1.0		1.3	0.045	0.048		
3		1	7.5	4.0	1.3	1.6	0.048	0.047		
4			7.1	1.0		1.6	0.048			
5			7.1	1.5		1.6	0.067	0.057		
6			7.3	2.5		1.5	0.087	0.046		
7		1	7.3	1.0	1.0	0.9	0.030	0.077		
8		1	7.2	1.0	1.0	1.1	0.060	0.047		
9			7.2	5.0		0.8	0.056	0.048		
10	2.0	1	7.2	5.0	1.0	0.7	0.060	0.042	24	26
11			7.8	5.0		0.82	0.020	0.052		
12			7.4	5.0		0.6	0.049	0.097		
13			7.4	5.0		0.6	0.044	0.048		
14	4.0	1	7.4	5.0	1.0	0.8	0.025	0.047		
15		1	7.3	5.0	1.0	0.8	0.059	0.005		
16			7.3	5.0		0.9	0.050	0.089		
17		1	7.3	5.0	1.0	0.7	0.055	0.047		
18			7.1	5.0		0.7	0.054			
19			7.1	5.0		0.65	0.067			
20			7.2	5.0		0.6	0.040	0.045		
21		1	7.7	5.0	1.0	0.8	0.036	0.046		
22		1	7.8	3.4	1.1	0.8	0.051	0.044		
23			7.7	4.5		0.9	0.058	0.048		
24	2.0	1	7.3	4.3	1.0	0.8	0.061	0.074	550	1,600
25			7.3	1.7		0.73	0.065	0.048		
26			7.6	5.0		0.5	0.062			
27			7.5	5.0		0.6	0.053	0.147		
28		1	7.4	5.0	1.0	0.8	0.048			
29										
30										
31										

PLANT STAFFING:

Day Shift Operator Certification No.: _____
 Day Shift Operator Class: C Certification No.: 9558 Charles Harris
 Day Shift Operator Certification No.: _____
 Day Shift Operator Class: C Certification No.: 11993 Al Gerardo
 Lead Operator Class: A Certification No.: 9184 William Trendel

Type of Effluent Disposal or Reclaimed Water Reuse: Sprayfield

Limited Wet Weather Discharge Activated: Yes: No: Not Applicable: If yes, cumulative days of wet weather discharge _____

* Attach additional sheets if necessary to list all certified operators.

DEPARTMENT OF ENVIRONMENTAL PROTECTION DISCHARGE MONITORING REPORT - PART A

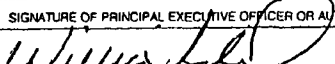
When completed mail this report to: Dept. of Environmental Protection, Central District, 3319 Maguire Boulevard Suite 232, Orlando, Florida 32803-3767

PERMITTEE NAME: Aqua Utilities, Florida	PERMIT NUMBER: FLA011078	
MAILING ADDRESS: 140 Hope Street Longwood, FL 32750	LIMIT: Final	REPORT: Monthly
	CLASS SIZE: N/A	GROUP: Domestic
FACILITY: Florida Central Commerce Park WWTP	MONITORING GROUP NUMBER: R-001	
LOCATION: 140 Hope Street Longwood, FL	MONITORING GROUP DESC: Public Access Irrigation, including Influent	
	NO DISCHARGE FROM SITE: []	

COUNTY: Seminole MONITORING PERIOD--From: 03/01/2005 To: 03/31/2005

Parameter	Sample Measurement	Quantity of Loading		Units	Quality or Concentration			Units	No. of Ex.	Frequency of Analysis	Sample Type
Flow	Sample Measurement	0.049		mgd					0	5 Days/Week	Flow-meter
PARM Code, 50050 Y Mon. Site No. FLW-2	Permit Measurement	0.095 (An. Avg.)		mgd						5 Days/Week	Flow-meter
Flow	Sample Measurement	0.051		mgd					0	5 Days/Week	Flow-meter
PARM Code, 50050 I Mon. Site No. FLW-2	Permit Measurement	Report (Mo. Avg.)		mgd						5 Days/Week	Flow-meter
BOD, Carbonaceous 5 day, 20C	Sample Measurement				2.6			MG/L	0	Every Two Weeks	Grab
PARM Code, 80082 Y Mon. Site No. EFA-1	Permit Measurement				20.0 (An. Avg.)			MG/L		Every Two Weeks	Grab
BOD, Carbonaceous 5 day, 20C	Sample Measurement				10.5	19.0		MG/L	0	Every Two Weeks	Grab
PARM Code, 80082 I Mon. Site No. EFA-1	Permit Measurement				30.0 (Mo. Avg.)	60.0 (Max.)		MG/L		Every Two Weeks	Grab
Solids, Total Suspended	Sample Measurement				1U			MG/L	0	3 Days/Week	Grab
PARM Code, 00530 I Mon. Site No. EFB-1	Permit Measurement				5.0 (Max.)			MG/L		3 Days/Week	Grab
pH	Sample Measurement				7.0	7.8		S.U.	0	5 Days/Week	Grab
PARM Code, 00400 I Mon. Site No. EFA-1	Permit Measurement				6.0 (Min)	8.5 (Max)		S.U.		5 Days/Week	Grab

I certify under penalty of law that this document and all attachments were prepared under my direction or supervision in accordance with a system designed to assure that qualified personnel properly gather and evaluate the information submitted. Based on my inquiry of the person or persons who manage the system, or those persons directly responsible for gathering the information, the information submitted is, to the best of my knowledge and belief, true, accurate, and complete. I am aware that there are significant penalties for submitting false information, including the possibility of fine and imprisonment for knowing violations.

NAME/TITLE OF PRINCIPAL EXECUTIVE OFFICER OR AUTHORIZED AGENT	SIGNATURE OF PRINCIPAL EXECUTIVE OFFICER OR AUTHORIZED AGENT	TELEPHONE NO.	DATE (YY/MM/DD)
William Trendel		407-339-5424	05/04/13

COMMENTS AND EXPLANATION OF ANY VIOLATIONS (Reference all attachments here): (Attach additional sheets if necessary.)

DISCHARGE MONITORING REPORT - PART A (Continued)

Facility Name: Florida Central Commerce Park WWTP

Permit Number: FLA011078

MONITORING GROUP NUMBER: R001

MONITORING PERIOD--From:

03/01/2005

To:

03/31/2005

Parameter		Quantity of Loading		Units	Quality or Concentration		Units	No. of Ex.	Frequency of Analysis	Sample Type
Coliform, Fecal, % less than detecton	Sample Measurement				93%		#/100mL	0	3 Days/Week	Grab
PARM Code, 51005 I Mon.Site No. EFA-1	Permit Measurement				75 (Min.)		#/100mL		3 Days/Week	Grab
Coliform, Fecal	Sample Measurement					3.0	#/100mL	0	3 Days/Week	Grab
PARM Code, 74055 I Mon.Site No. EFA-1	Permit Measurement					25 (Max)	#/100mL		3 Days/Week	Grab
Total Residual Chlorine (For Disinfection)	Sample Measurement				1.0		MG/L	0	Continuous	analyzer
PARM Code, 50060 A Mon.Site No. EFA-1	Permit Measurement				1.0 (Min)		MG/L		Continuous	analyzer
Turbidity	Sample Measurement				8.90		NTU	0	Continuous	analyzer
PARM Code, 00070 I Mon.Site No. EFA-1	Permit Measurement				Report (Max)		NTU		Continuous	analyzer
BOD, Carbonaceous 5 day, 20C	Sample Measurement				131		MG/L	0	Every Two Weeks	Grab
PARM Code, 80082 G Mon.Site No. INF-1	Permit Measurement				Report (Mo.Avg.)		MG/L		Every Two Weeks	Grab
Solids, Total Suspended	Sample Measurement				120		MG/L	0	Every Two Weeks	Grab
PARM Code, 00530 G Mon.Site No. INF-1	Permit Measurement				Report (Mo.Avg.)		MG/L		Every Two Weeks	Grab
Flow	Sample Measurement	0.056		MG/D				0	5 Days/Week	
PARM Code, 50050 P Mon.Site No. FLW-1	Permit Measurement	0.095 (An.Avg.)		MG/D					5 Days/Week	
Flow	Sample Measurement		0.054	MG/D				0	5 Days/Week	
PARM Code, 50050 Q Mon.Site No. FLW-1	Permit Measurement	Report (Mo.Avg.)	Report (3-Mo.Avg.)	MG/D					5 Days/Week	
Percent Capacity, (TMADF/Permitted Capacity) X 100	Sample Measurement				56.8%			0	Percent	Calculated
PARM Code, 00180 I Mon.Site No. FLW-1	Permit Measurement				Report				Percent	Calculated
	Sample Measurement									
	Permit Measurement									

DAILY SAMPLE RESULTS - PART B

PermitNumber: FLA011078

Facility Name: Florida Central Commerce Park WWTP

Monitoring Period From: 3/1/05 To: 3/31/05

Code	CBOD5 (mg/L)	Fecal Coliform Bacteria (#/100ml)	pH (S.U.)	TRC (For Disinfect.) (mg/L)	TSS (mg/L)	Turbidity (NTU)	Flow (MGD)	Flow (MGD)	CBOD5 (mg/L)	TSS (mg/L)
Mon. Site	80082 EFA-1	74055 EFA-1	00400 EFA-1	50060 EFA-1	00530 EFA-1	50060 EFA-1	50050 FLW-1	50050 FLW-2	80082 INF-01	00530 INF-01
1		1U	7.3	5.0	1U	1.1	0.066	0.000		
2			7.1	1.4		1.1	0.074	0.048		
3		1U	7.2	1.4	1U	1	0.079	0.047		
4			7.4	1.2		0.9	0.095	0.045		
5			7.0	5.0		0.9	0.076	0.046		
6			7.1	5.0		0.5	0.043	0.056		
7		1U	6.9	5.0	1U	0.9	0.025	0.044		
8		1U	7.3	5.0	1U	1	0.064	0.043		
9			7.4	2.2		1.3	0.063	0.048		
10	19.0	1U	7.2	1.3	1U	0.9	0.090	0.043	190	110
11			7.2	1.2		1.5	0.063	0.043		
12			7.5	1.0		0.95	0.109	0.094		
13			7.4	5.0		0.65	0.043	0.051		
14		1U	7.4	5.0	1U	0.8	0.020	0.043		
15		1U	7.4	1.0	1U	0.8	0.066	0.044		
16			7.5	1.2		1.5	0.065	0.000		
17		3	7.1	1.2	1U	0.9	0.064	0.000		
18			7.5	1.0		0.9	0.097	0.000		
19			7.5	5.0		0.6	0.085	0.074		
20			7.4	5.0		0.5	0.032	0.151		
21		1U	7.8	5.0	1U	1.1	0.030	0.126		
22		1U	7.6	5.0	1U	1.5	0.046	0.073		
23			7.5	4.5		1.2	0.061	0.056		
24	2U	1U	7.2	5.0	1U	1.3	0.060	0.057	72	130
25			7.4	1.0		1.1	0.049	0.056		
26			7.5	1.0		1	0.058	0.000		
27			7.4	1.0		7.5	0.015	0.067		
28			7.3	1.0		8.9	0.000	0.055		
29		1U	7.6	5.0	1U	2.4	0.046	0.058		
30		1U	7.7	2.1	1U	1.8	0.052	0.056		
31		1U	7.4	1.4	1U	1.9	0.054	0.055		

PLANT STAFFING:

Day Shift Operator	Class: _____	Certification No.: _____	_____
Day Shift Operator	Class: <u>C</u>	Certification No.: <u>9558</u>	<u>Charles Harris</u>
Day Shift Operator	Class: <u>C</u>	Certification No.: <u>11993</u>	<u>Al Gerardo</u>
Lead Operator	Class: <u>A</u>	Certification No.: <u>9184</u>	<u>William Trendel</u>

Type of Effluent Disposal or Reclaimed Water Reuse: Sprayfield

Limited Wet Weather Discharge Activated: Yes: No: Not Applicable: If yes, cumulative days of wet weather discharge

* Attach additional sheets if necessary to list all certified operators.

DEPARTMENT OF ENVIRONMENTAL PROTECTION DISCHARGE MONITORING REPORT - PART A

When completed mail this report to: Dept. of Environmental Protection, Central District, 3319 McGuire Boulevard Suite 232, Orlando, Florida 32803-3767

PERMITTEE NAME: Aqua utilities, FI	PERMIT NUMBER: FLA011078	
MAILING ADDRESS: 140 Hope Street Longwood, FI. 32750	LIMIT: Final	REPORT: Monthly
	CLASS SIZE: N/A	GROUP: Domestic
FACILITY: Florida Central Commerce Park WWTP	MONITORING GROUP NUMBER: R-001	
LOCATION: 140 Hope Street Longwood, FL	MONITORING GROUP DESC: Public Access Irrigation, including Influent	
	NO DISCHARGE FROM SITE: []	

COUNTY: Seminole MONITORING PERIOD--From: 04/01/2005 To: 04/30/2005

Parameter	Quantity of Loading	Units	Quality or Concentration	Units	No. of Ex.	Frequency of Analysis	Sample Type
Flow	Sample Measurement 0.048	mgd			0	5 Days/Week	Flow-meter
PARM Code, 50050 Y Mon.Site No. FLW-2	Permit Measurement 0.095 (An.Avg.)	mgd				5 Days/Week	Flow-meter
Flow	Sample Measurement 0.050	mgd			0	5 Days/Week	Flow-meter
PARM Code, 50050 I Mon.Site No. FLW-2	Permit Measurement Report (Mo.Avg.)	mgd				5 Days/Week	Flow-meter
BOD, Carbonaceous 5 day, 20C	Sample Measurement		2.6	MG/L	0	Every Two Weeks	Grab
PARM Code, 80082 Y Mon.Site No. EFA-1	Permit Measurement		20.0 (An. Avg.)	MG/L		Every Two Weeks	Grab
BOD, Carbonaceous 5 day, 20C	Sample Measurement		2U	MG/L	0	Every Two Weeks	Grab
PARM Code, 80082 I Mon.Site No. EFA-1	Permit Measurement		30.0 (Mo.Avg.)	MG/L		Every Two Weeks	Grab
Solids, Total Suspended	Sample Measurement		1.9	MG/L	0	3 Days/Week	Grab
PARM Code, 00530 I Mon.Site No. EFB-1	Permit Measurement		5.0 (Max.)	MG/L		3 Days/Week	Grab
pH	Sample Measurement		7.1	S.U.	0	5 Days/Week	Grab
PARM Code, 00400 I Mon.Site No. EFA-1	Permit Measurement		6.0 (Min)	S.U.		5 Days/Week	Grab

I certify under penalty of law that this document and all attachments were prepared under my direction or supervision in accordance with a system designed to assure that qualified personnel properly gather and evaluate the information submitted. Based on my inquiry of the person or persons who manage the system, or those persons directly responsible for gathering the information, the information submitted is, to the best of my knowledge and belief, true, accurate, and complete. I am aware that there are significant penalties for submitting false information, including the possibility of fine and imprisonment for knowing violations.

NAME/TITLE OF PRINCIPAL EXECUTIVE OFFICER OR AUTHORIZED AGENT	SIGNATURE OF PRINCIPAL EXECUTIVE OFFICER OR AUTHORIZED AGENT	TELEPHONE NO.	DATE (YY/MM/DD)
William Trendel/Senior Facilities Operator	<i>William Trendel</i>	407-339-5424	05/02/12

COMMENTS AND EXPLANATION OF ANY VIOLATIONS (Reference all attachments here): (Attach additional sheets if necessary.)

DISCHARGE MONITORING REPORT - PART A (Continued)

Facility Name: Florida Central Commerce Park WWTP

Permit Number: FLA011078

MONITORING GROUP NUMBER.: R001

MONITORING PERIOD--From:

04/01/2005

To:

04/30/2005

Parameter		Quantity of Loading		Units	Quality or Concentration		Units	No. of Ex.	Frequency of Analysis	Sample Type
Coliform, Fecal, % less than detecton	Sample Measurement				100%		#/100mL	0	3 Days/Week	Grab
PARM Code, 51005 I Mon.Site No. EFA-1	Permit Measurement				75 (Min.)		#/100mL		3 Days/Week	Grab
Coliform, Fecal	Sample Measurement					1U	#/100mL	0	3 Days/Week	Grab
PARM Code, 74055 I Mon.Site No. EFA-1	Permit Measurement					25 (Max)	#/100mL		3 Days/Week	Grab
Total Residual Chlorine (For Disinfection)	Sample Measurement				1.0		MG/L	0	Continuous	analyzer
PARM Code, 50060 A Mon.Site No. EFA-1	Permit Measurement				1.0 (Min)		MG/L		Continuous	analyzer
Turbidity	Sample Measurement				2.40		NTU	0	Continuous	analyzer
PARM Code, 00970 I Mon.Site No. EFA-1	Permit Measurement				Report (Max)		NTU		Continuous	analyzer
BOD, Carbonaceous 5 day, 20C	Sample Measurement				34		MG/L	0	Every Two Weeks	Grab
PARM Code, 80032 G Mon.Site No. INF-1	Permit Measurement				Report (Mo.Avg.)		MG/L		Every Two Weeks	Grab
Solids, Total Suspended	Sample Measurement				43		MG/L	0	Every Two Weeks	Grab
PARM Code, 00530 G Mon.Site No. INF-1	Permit Measurement				Report (Mo.Avg.)		MG/L		Every Two Weeks	Grab
Flow	Sample Measurement	0.054		MG/D				0	5 Days/Week	
PARM Code, 50050 P Mon.Site No. FLW-1	Permit Measurement	0.095 (An.Avg.)		MG/D					5 Days/Week	
Flow	Sample Measurement	0.061	0.054	MG/D				0	5 Days/Week	
PARM Code, 50050 Q Mon.Site No. FLW-1	Permit Measurement	Report (Mo.Avg.)	Report (3-Mo.Avg.)	MG/D					5 Days/Week	
Percent Capacity, (TMADF/Permitted Capacity) X 100	Sample Measurement				57.2%			0	Percent	Calculated
PARM Code, 00180 I Mon.Site No. FLW-1	Permit Measurement				Report				Percent	Calculated
	Sample Measurement									
	Permit Measurement									

DAILY SAMPLE RESULTS - PART B

PermitNumber: FLA011078

Facility Name: Florida Central Commerce Park WWTP

Monitoring Period From: 4/1/05 To: 4/30/05

Code	80082 (mg/L)	74055 Fecal Coliform Bacteria (#/100ml)	00400 pH (S.U.)	50060 TRC (For Disinfect.) (mg/L)	00530 TSS (mg/L)	50060 Turbidity (NTU)	50050 Flow (MGD)	50050 Flow (MGD)	80082 CBOD5 (mg/L)	00530 TSS (mg/L)
Mon. Site	EFA-1	EFA-1	EFA-1	EFA-1	EFA-1	EFA-1	FLW-1	FLW-2	INF-01	INF-01
1			7.5	1.4		1.9	0.056	0.058		
2			7.6	5.0		1.2	0.050	0.048		
3			7.6	5.0		0.8	0.031	0.045		
4		1U	7.8	1.0	1U	2.4	0.042	0.046		
5		1U	7.7	1.0	1U	1.2	0.066	0.043		
6			7.3	5.0		1.2	0.057	0.043		
7	2U	1U	7.5	1.0	1U	1.1	0.074	0.046	36	58
8			7.4	1.0		1.2	0.065	0.045		
9			7.5	5.0		0.83	0.067	0.045		
10			7.5	5.0		0.75	0.032	0.044		
11		1U	7.8	5.0	1U	0.9	0.020	0.058		
12		1U	7.4	5.0	1U	0.95	0.072	0.053		
13			7.6	5.0		0.9	0.062	0.055		
14		1U	7.5	1.0	1U	0.9	0.077	0.054		
15			7.6	1.0		1.1	0.058	0.054		
16			7.2	5.0		0.8	0.077	0.050		
17			7.4	5.0		0.7	0.033	0.053		
18		1U	7.5	1.0	1U	1.8	0.046	0.052		
19		1U	7.3	4.2	1U	1.6	0.146	0.053		
20			7.4	1.0		1.5	0.078	0.051		
21	2U	1U	7.1	1.0	1.9	1.3	0.072	0.052	31	27
22			7.4	1.0		1.9	0.061	0.051		
23			7.4	1.0		1.6	0.058	0.053		
24		1U	7.3	5.0	1U	0.8	0.087	0.047		
25		1U	7.2	3.3	1.1	1.9	0.035	0.052		
26			7.4	4.2		1.6	0.064	0.051		
27		1U	7.3	1.6	1U	1.3	0.063	0.051		
28			7.1	1.0		1.2	0.056	0.055		
29			7.1	1.0		0.9	0.061	0.052		
30			7.4	5.0		0.7	0.055	0.048		
31							0.000	0.000		

PLANT STAFFING:

Day Shift Operator Class: Certification No.:
 Day Shift Operator Class: C Certification No.: 9558 Charles Harris
 Day Shift Operator Class: C Certification No.: 11993 Al Gerardo
 Day Shift Operator Class: Certification No.:
 Lead Operator Class: A Certification No.: 9184 William Trendel

Type of Effluent Disposal or Reclaimed Water Reuse: Sprayfield

Limited Wet Weather Discharge Activated: Yes: No: Not Applicable: If yes, cumulative days of wet weather discharge

* Attach additional sheets if necessary to list all certified operators.

DEPARTMENT OF ENVIRONMENTAL PROTECTION DISCHARGE MONITORING REPORT - PART A

When completed mail this report to: Dept. of Environmental Protection, Central District, 3319 Maguire Boulevard Suite 232, Orlando, Florida 32803-3767

PERMITTEE NAME: Aqua Utilities, Florida
 MAILING ADDRESS: 140 Hope Street
 Longwood, FL 32750

PERMIT NUMBER: FLA011078

LIMIT: Final
 CLASS SIZE: N/A
 MONITORING GROUP NUMBER: R-001
 MONITORING GROUP DESC: Public Access Irrigation, including Influent
 NO DISCHARGE FROM SITE: []

REPORT: Monthly
 GROUP: Domestic

FACILITY: Florida Central Commerce Park WWTP
 LOCATION: 140 Hope Street
 Longwood, FL

COUNTY: Seminole MONITORING PERIOD--From: 05/01/2005 To: 05/31/2005

Parameter		Quantity of Loading	Units	Quality or Concentration	Units	No. of Ex.	Frequency of Analysis	Sample Type
Flow	Sample Measurement	0.048	mgd			0	5 Days/Week	Flow-meter
PARM Code, 50050 Y Mon. Site No. FLW-2	Permit Measurement	0.095 (An. Avg.)	mgd				5 Days/Week	Flow-meter
Flow	Sample Measurement	0.051	mgd			0	5 Days/Week	Flow-meter
PARM Code, 50050 I Mon. Site No. FLW-2	Permit Measurement	Report (Mo. Avg.)	mgd				5 Days/Week	Flow-meter
BOD, Carbonaceous 5 day, 20C	Sample Measurement			2.6	MG/L	0	Every Two Weeks	Grab
PARM Code, 80082 Y Mon. Site No. EFA-1	Permit Measurement			20.0 (An. Avg.)	MG/L		Every Two Weeks	Grab
BOD, Carbonaceous 5 day, 20C	Sample Measurement			2U	MG/L	0	Every Two Weeks	Grab
PARM Code, 80082 I Mon. Site No. EFA-1	Permit Measurement			30.0 (Mo. Avg.)	MG/L		Every Two Weeks	Grab
Solids, Total Suspended	Sample Measurement			1U	MG/L	0	3 Days/Week	Grab
PARM Code, 00530 I Mon. Site No. EFB-1	Permit Measurement			5.0 (Max.)	MG/L		3 Days/Week	Grab
pH	Sample Measurement			7.0	S.U.	0	5 Days/Week	Grab
PARM Code, 00400 I Mon. Site No. EFA-1	Permit Measurement			6.0 (Min)	S.U.		5 Days/Week	Grab

I certify under penalty of law that this document and all attachments were prepared under my direction or supervision in accordance with a system designed to assure that qualified personnel properly gather and evaluate the information submitted. Based on my inquiry of the person or persons who manage the system, or those persons directly responsible for gathering the information, the information submitted is, to the best of my knowledge and belief, true, accurate, and complete. I am aware that there are significant penalties for submitting false information, including the possibility of fine and imprisonment for knowing violations.

NAME/TITLE OF PRINCIPAL EXECUTIVE OFFICER OR AUTHORIZED AGENT	SIGNATURE OF PRINCIPAL EXECUTIVE OFFICER OR AUTHORIZED AGENT	TELEPHONE NO.	DATE (YY/MM/DD)
William Trendel	<i>William Trendel</i>	407-339-5424	05/06/13

COMMENTS AND EXPLANATION OF ANY VIOLATIONS (Reference all attachments here): (Attach additional sheets if necessary.)

DISCHARGE MONITORING REPORT - PART A (Continued)

Facility Name: Florida Central Commerce Park WWTP

Permit Number: FLA011078

MONITORING GROUP NUMBER.: R001

MONITORING PERIOD--From:

05/01/2005

To:

05/31/2005

Parameter	Sample Measurement	Quantity of Loading		Units	Quality or Concentration		Units	No. of Ex.	Frequency of Analysis	Sample Type
Coliform, Fecal, % less than detecton	Sample Measurement				100%		#/100mL	0	3 Days/Week	Grab
PARM Code, 51005 I Mon.Site No. EFA-1	Permit Measurement				.75 (Min.)		#/100mL		3 Days/Week	Grab
Coliform, Fecal	Sample Measurement					1U	#/100mL	0	3 Days/Week	Grab
PARM Code, 74055 I Mon.Site No. EFA-1	Permit Measurement					25 (Max)	#/100mL		3 Days/Week	Grab
Total Residual Chlorine (For Disinfection)	Sample Measurement				1.0		MG/L	0	Continuous	analyzer
PARM Code, 50060 A Mon.Site No. EFA-1	Permit Measurement				1.0 (Min.)		MG/L		Continuous	analyzer
Turbidity	Sample Measurement				1.60		NTU	0	Continuous	analyzer
PARM Code, 00070 I Mon.Site No. EFA-1	Permit Measurement				Report (Max)		NTU		Continuous	analyzer
BOD, Carbonaceous 5 day, 20C	Sample Measurement				50		MG/L	0	Every Two Weeks	Grab
PARM Code, 80082 G Mon.Site No. INF-1	Permit Measurement				Report (Mo.Avg.)		MG/L		Every Two Weeks	Grab
Solids, Total Suspended	Sample Measurement				61		MG/L	0	Every Two Weeks	Grab
PARM Code, 00530 G Mon.Site No. INF-1	Permit Measurement				Report (Mo.Avg.)		MG/L		Every Two Weeks	Grab
Flow	Sample Measurement	0.054		MG/D				0	5 Days/Week	
PARM Code, 50050 P Mon.Site No. FLW-1	Permit Measurement	0.095 (An.Avg.)		MG/D					5 Days/Week	
Flow	Sample Measurement		0.054	MG/D				0	5 Days/Week	
PARM Code, 50050 Q Mon.Site No. FLW-1	Permit Measurement	Report (Mo.Avg.)	Report (3-Mo.Avg.)	MG/D					5 Days/Week	
Percent Capacity, (TMADF/Permitted Capacity) X 100	Sample Measurement				56.8%			0	Percent	Calculated
PARM Code, 00180 I Mon.Site No. FLW-1	Permit Measurement				Report				Percent	Calculated
	Sample Measurement									
	Permit Measurement									

DAILY SAMPLE RESULTS - PART B

PermitNumber: FLA011078

Facility Name: Florida Central Commerce Park WWTP

Monitoring Period From: 5/1/05 To: 5/31/05

Code Mon.Site	CBOD5 (mg/L)	Fecal Coliform Bacteria (#/100ml)	pH (S.U.)	TRC (For Disinfect.) (mg/L)	TSS (mg/L)	Turbidity (NTU)	Flow (MGD)	Flow (MGD)	CBOD5 (mg/L)	TSS (mg/L)
	80082 EFA-1	74055 EFA-1	00400 EFA-1	50060 EFA-1	00530 EFA-1	50060 EFA-1	50050 FLW-1	50050 FLW-2	80082 INF-01	00530 INF-01
1			7.3	5.0		0.6	0.036	0.050		
2		1U	7.1	5.0	1U	1.5	0.010	0.000		
3		1U	7.2	1.2	1U	1.6	0.070	0.060		
4			7.4	2.1		1.4	0.055	0.000		
5	2U	1U	7.0	1.0	1U	1.1	0.067	0.000	40	67
6			7.4	1.0		0.9	0.079	0.000		
7			6.9	2.2		0.8	0.081	0.000		
8			7.4	5.0		0.7	0.049	0.086		
9		1U	7.6	2.4	1U	0.8	0.106	0.059		
10		1U	7.4	1.4	1U	0.8	0.065	0.053		
11			7.2	1.2		0.9	0.058	0.051		
12		1U	7.1	1.3	1U	0.8	0.069	0.054		
13			7.2	1.4		0.9	0.061	0.050		
14			7.5	5.0		0.7	0.056	0.053		
15			7.4	5.0		0.7	0.035	0.122		
16		1U	7.3	1.5	1U	1.2	0.025	0.052		
17		1U	7.3	3.2	1U	1.4	0.065	0.051		
18			7.4	3.0		1.1	0.079	0.052		
19	2U	1U	7.4	1.8	1U	0.9	0.054	0.096	59	54
20			7.4	1.0		0.8	0.062	0.052		
21			7.5	2.9		0.9	0.046	0.051		
22			7.4	5.0		0.6	0.042	0.054		
23		1U	7.6	5.0	1U	1.5	0.045	0.051		
24		1U	7.4	1.3	1U	1	0.055	0.054		
25			7.4	2.0		0.9	0.064	0.051		
26		1U	7.5	1.0	1U	0.8	0.059	0.054		
27			7.4	1.0		1	0.078	0.081		
28			7.4	5.0		0.7	0.047	0.018		
29			7.4	5.0		0.62	0.032	0.134		
30			7.4	1.0		0.7	0.046	0.000		
31		1U	7.3	1.0	1U	1.2	0.028	0.038		

PLANT STAFFING:

Day Shift Operator Class: Certification No.:
 Day Shift Operator Class: C Certification No.: 9558 Charles Harris
 Day Shift Operator Class: C Certification No.: 11993 Al Gerardo
 Lead Operator Class: A Certification No.: 9184 William Trendel

Type of Effluent Disposal or Reclaimed Water Reuse: Sprayfield

Limited Wet Weather Discharge Activated: Yes: No: Not Applicable: If yes, cumulative days of wet weather discharge

* Attach additional sheets if necessary to list all certified operators.

DEPARTMENT OF ENVIRONMENTAL PROTECTION DISCHARGE MONITORING REPORT - PART A

When completed mail this report to: Dept. of Environmental Protection, Central District, 3319 Maguire Boulevard Suite 232, Orlando, Florida 32803-3767

PERMITTEE NAME: Aqua utilities, Fl
 MAILING ADDRESS: 140 Hope Street
 Longwood, Fl. 32750

PERMIT NUMBER: FLA011078

LIMIT: Final
 CLASS SIZE: N/A
 MONITORING GROUP NUMBER: R-001
 MONITORING GROUP DESC: Public Access Irrigation, including Influent
 NO DISCHARGE FROM SITE: []

REPORT: Monthly
 GROUP: Domestic


FACILITY: Florida Central Commerce Park WWTP
 LOCATION: 140 Hope Street
 Longwood, FL

COUNTY: Seminole

MONITORING PERIOD--From: 06/01/2005 To: 06/30/2005

Parameter		Quantity of Loading	Units	Quality or Concentration	Units	No. of Ex.	Frequency of Analysis	Sample Type
Flow	Sample Measurement	0.048	mgd			0	5 Days/Week	Flow-meter
PARM Code: 50050 Y Mon. Site No. FLW-2	Permit Measurement	0.095 (An. Avg.)	mgd				5 Days/Week	Flow-meter
Flow	Sample Measurement	0.062	mgd			0	5 Days/Week	Flow-meter
PARM Code: 50050 I Mon. Site No. FLW-2	Permit Measurement	Report (Mo. Avg.)	mgd				5 Days/Week	Flow-meter
BOD, Carbonaceous 5 day, 20C	Sample Measurement			2.6	MG/L	0	Every Two Weeks	Grab
PARM Code: 80082 Y Mon. Site No. EFA-1	Permit Measurement			20.0 (An. Avg.)	MG/L		Every Two Weeks	Grab
BOD, Carbonaceous 5 day, 20C	Sample Measurement			2U	MG/L	0	Every Two Weeks	Grab
PARM Code: 80082 I Mon. Site No. EFA-1	Permit Measurement			30.0 (Mo. Avg.)	MG/L		Every Two Weeks	Grab
Solids, Total Suspended	Sample Measurement			1.2	MG/L	0	3 Days/Week	Grab
PARM Code: 00530 I Mon. Site No. EFB-1	Permit Measurement			5.0 (Max.)	MG/L		3 Days/Week	Grab
pH	Sample Measurement			7.3	S.U.	0	5 Days/Week	Grab
PARM Code: 00400 I Mon. Site No. EFA-1	Permit Measurement			6.0 (Min)	S.U.		5 Days/Week	Grab

I certify under penalty of law that this document and all attachments were prepared under my direction or supervision in accordance with a system designed to assure that qualified personnel properly gather and evaluate the information submitted. Based on my inquiry of the person or persons who manage the system, or those persons directly responsible for gathering the information, the information submitted is, to the best of my knowledge and belief, true, accurate, and complete. I am aware that there are significant penalties for submitting false information, including the possibility of fine and imprisonment for knowing violations.

NAME/TITLE OF PRINCIPAL EXECUTIVE OFFICER OR AUTHORIZED AGENT	SIGNATURE OF PRINCIPAL EXECUTIVE OFFICER OR AUTHORIZED AGENT	TELEPHONE NO.	DATE (YY/MM/DD)
William Trendel/Senior Facilities Operator		407-339-5424	05/07/14

COMMENTS AND EXPLANATION OF ANY VIOLATIONS (Reference all attachments here): (Attach additional sheets if necessary.)

DISCHARGE MONITORING REPORT - PART A (Continued)

Facility Name: Florida Central Commerce Park WWTP

Permit Number: FLA011078

MONITORING GROUP NUMBER.: R001

MONITORING PERIOD--From:

06/01/2005 To:

06/30/2005

Parameter		Quantity of Loading		Units	Quality or Concentration		Units	No. of Ex.	Frequency of Analysis	Sample Type
Coliform, Fecal, % less than detector	Sample Measurement				92%		#/100mL	0	3 Days/Week	Grab
PARM Code, 51005 I Mon.Site No. EFA-1	Permit Measurement				75 (Min.)		#/100mL		3 Days/Week	Grab
Coliform, Fecal	Sample Measurement					1U	#/100mL	0	3 Days/Week	Grab
PARM Code, 74055 I Mon.Site No. EFA-1	Permit Measurement					25 (Max)	#/100mL		3 Days/Week	Grab
Total Residual Chlorine (For Disinfection)	Sample Measurement				1.0		MG/L	0	Continuous	analyzer
PARM Code, 50060 A Mon.Site No. EFA-1	Permit Measurement				1.0 (Min)		MG/L		Continuous	analyzer
Turbidity	Sample Measurement				2.50		NTU	0	Continuous	analyzer
PARM Code, 00070 I Mon.Site No. EFA-1	Permit Measurement				Report (Max)		NTU		Continuous	analyzer
BOD, Carbonaceous 5 day, 20C	Sample Measurement				41		MG/L	0	Every Two Weeks	Grab
PARM Code, 80082 G Mon.Site No. INF-1	Permit Measurement				Report (Mo.Avg.)		MG/L		Every Two Weeks	Grab
Solids, Total Suspended	Sample Measurement				75		MG/L	0	Every Two Weeks	Grab
PARM Code, 00530 G Mon.Site No. INF-1	Permit Measurement				Report (Mo.Avg.)		MG/L		Every Two Weeks	Grab
Flow	Sample Measurement	0.055		MG/D				0	5 Days/Week	
PARM Code, 50050 P Mon.Site No. FLW-1	Permit Measurement	0.095 (An.Avg.)		MG/D					5 Days/Week	
Flow	Sample Measurement	0.064	0.058	MG/D				0	5 Days/Week	
PARM Code, 50050 Q Mon.Site No. FLW-1	Permit Measurement	Report (Mo.Avg.)	Report (3-Mo.Avg.)	MG/D					5 Days/Week	
Percent Capacity, (TMADF/Permitted Capacity) X 100	Sample Measurement				61.1%			0	Percent	Calculated
PARM Code, 00180 I Mon.Site No. FLW-1	Permit Measurement				Report				Percent	Calculated
	Sample Measurement									
	Permit Measurement									

DAILY SAMPLE RESULTS - PART B

PermitNumber: FLA011078

Facility Name: Florida Central Commerce Park WWTP

Monitoring Period From: 6/1/05 To: 6/30/05

Code Mon.Site	CBOD5 (mg/L)	Fecal Coliform Bacteria (#/100ml)	pH (S.U.)	TRC (For Disinfect.) (mg/L)	TSS (mg/L)	Turbidity (NTU)	Flow (MGD)	Flow (MGD)	CBOD5 (mg/L)	TSS (mg/L)
80082 EFA-1	74055 EFA-1	00400 EFA-1	50060 EFA-1	00530 EFA-1	50060 EFA-1	50050 FLW-1	50050 FLW-2	80082 INF-01	00530 INF-01	
1	2U	1U	7.4	4.4	1U	1.1	0.082	0.000	20	23
2			7.4	1.4		1.1	0.067	0.038		
3			7.3	1.0		1.2	0.069	0.045		
4			7.3	1.5		1.1	0.087	0.070		
5			7.3	5.0		1.2	0.116	0.000		
6		1U	7.4	4.0	1U	1.1	0.049	0.169		
7		1U	7.5	3.5	1.1	1.2	0.065	0.077		
8			7.5	5.0		1.2	0.060	0.072		
9		1U	7.5	5.0	1U	1.2	0.065	0.076		
10			7.5	1.0		1.2	0.070	0.142		
11			7.4	4.0		0.9	0.063	0.107		
12			7.5	5.0		0.8	0.034	0.102		
13		1U	7.7	2.6	1U	1.1	0.142	0.064		
14		1U	7.7	5.0	1.2	1.2	0.073	0.062		
15			7.5	1.2		1	0.054	0.056		
16	2U	1U	7.3	1.4	1.1	1.2	0.078	0.000	70	120
17			7.3	3.5		1.2	0.069	0.060		
18			7.3	1.8		1.2	0.061	0.090		
19			7.3	4.5		0.8	0.039	0.049		
20		1U	7.5	2.0	1U	1.4	0.109	0.059		
21		1U	7.4	1.5	1U	1.4	0.090	0.000		
22			7.4	1.0		1.4	0.074	0.060		
23		1U	7.4	2.5	1U	1.2	0.070	0.061		
24			7.5	2.0		1.4	0.067	0.059		
25			7.5	5.0		1.1	0.076	0.102		
26			7.4	5.0		0.8	0.044	0.127		
27		1U	7.6	2.2	1U	1.7	0.073	0.000		
28		1U	7.5	1.4	1U	1.8	0.075	0.000		
29			7.5	1.2		2.3	0.103	0.057		
30	2U	1U	7.3	2.4	1.1	2.5	0.083	0.064	32	82
31							0.000	0.000		

PLANT STAFFING:

Day Shift Operator Class: Certification No.:
 Day Shift Operator Class: C Certification No.: 9558 Charles Harris
 Day Shift Operator Class: C Certification No.: 11993 Al Gerardo
 Day Shift Operator Class: Certification No.:
 Lead Operator Class: A Certification No.: 9184 William Trendel

Type of Effluent Disposal or Reclaimed Water Reuse: Sprayfield

Limited Wet Weather Discharge Activated: Yes: No: Not Applicable: If yes, cumulative days of wet weather discharge

* Attach additional sheets if necessary to list all certified operators.

DEPARTMENT OF ENVIRONMENTAL PROTECTION DISCHARGE MONITORING REPORT - PART A

When completed mail this report to: Dept. of Environmental Protection, Central District, 3315 Maguire Boulevard Suite 232, Orlando, Florida 32803-3767

PERMITTEE NAME: Aqua Utilities, Florida
 MAILING ADDRESS: 140 Hope Street
 Longwood, FL 32750

PERMIT NUMBER: FLA011078

LIMIT:
 CLASS SIZE:
 MONITORING GROUP NUMBER:
 MONITORING GROUP DESC:
 NO DISCHARGE FROM SITE:

Final REPORT: Monthly
 N/A GROUP: Domestic
 R-001
 Public Access Irrigation, including Influent
 []


FACILITY: Florida Central Commerce Park WWTP
 LOCATION: 140 Hope Street
 Longwood, FL

COUNTY: Seminole

MONITORING PERIOD--From: 07/01/2005 To: 07/31/2005

Parameter	Quantity of Loading	Units	Quality or Concentration	Units	No. of Ex.	Frequency of Analysis	Sample Type
Flow	0.049	mgd			0	5 Days/Week	Flow-meter
Sample Measurement							
PARM Code, 50050 Y Mon.Site No. FLW-2	0.095 (An.Avg.)	mgd				5 Days/Week	Flow-meter
Flow	0.059	mgd			0	5 Days/Week	Flow-meter
Sample Measurement							
PARM Code, 50050 I Mon.Site No. FLW-2	Report (Mo.Avg.)	mgd				5 Days/Week	Flow-meter
BOD, Carbonaceous 5 day, 20C			2.6	MG/L	0	Every Two Weeks	Grab
Sample Measurement							
PARM Code, 80082 Y Mon.Site No. EFA-1			20.0 (An. Avg.)	MG/L		Every Two Weeks	Grab
BOD, Carbonaceous 5 day, 20C			2U	MG/L	0	Every Two Weeks	Grab
Sample Measurement							
PARM Code, 80082 I Mon.Site No. EFA-1			30.0 (Mo.Avg.)	MG/L		Every Two Weeks	Grab
Solids, Total Suspended			1U	MG/L	0	3 Days/Week	Grab
Sample Measurement							
PARM Code, 00530 I Mon.Site No. EFB-1			5.0 (Max.)	MG/L		3 Days/Week	Grab
pH			7.2	S.U.	0	5 Days/Week	Grab
Sample Measurement			7.9				
PARM Code, 00400 I Mon.Site No. EFA-1			6.0 (Min)	S.U.		5 Days/Week	Grab
Sample Measurement			8.5 (Max)				

I certify under penalty of law that this document and all attachments were prepared under my direction or supervision in accordance with a system designed to assure that qualified personnel properly gather and evaluate the information submitted. Based on my inquiry of the person or persons who manage the system, or those persons directly responsible for gathering the information, the information submitted is, to the best of my knowledge and belief, true, accurate, and complete. I am aware that there are significant penalties for submitting false information, including the possibility of fine and imprisonment for knowing violations.

NAME/TITLE OF PRINCIPAL EXECUTIVE OFFICER OR AUTHORIZED AGENT	SIGNATURE OF PRINCIPAL EXECUTIVE OFFICER OR AUTHORIZED AGENT	TELEPHONE NO.	DATE (YY/MM/DD)
William Trendel		407-339-5424	05/08/12

COMMENTS AND EXPLANATION OF ANY VIOLATIONS (Reference all attachments here): (Attach additional sheets if necessary.)

DISCHARGE MONITORING REPORT - PART A (Continued)

Facility Name: Florida Central Commerce Park WWTP

Permit Number: FLA011078

MONITORING GROUP NUMBER: R001

MONITORING PERIOD--From:

07/01/2005 To:

07/31/2005

Parameter		Quantity of Loading		Units	Quality or Concentration		Units	No. of Ex.	Frequency of Analysis	Sample Type
Coliform, Fecal, % less than detecton	Sample Measurement				100%		#/100mL	0	3 Days/Week	Grab
PARM Code, 51005 I Mon.Site No. EFA-1	Permit Measurement				75 (Min.)		#/100mL		3 Days/Week	Grab
Coliform, Fecal	Sample Measurement					1U	#/100mL	0	3 Days/Week	Grab
PARM Code, 74055 I Mon.Site No. EFA-1	Permit Measurement					25 (Max)	#/100mL		3 Days/Week	Grab
Total Residual Chlorine (For Disinfection)	Sample Measurement				1.0		MG/L	0	Continuous	analyzer
PARM Code, 50060 A Mon.Site No. EFA-1	Permit Measurement				1.0 (Min)		MG/L		Continuous	analyzer
Turbidity	Sample Measurement				1.90		NTU	0	Continuous	analyzer
PARM Code, 00070 I Mon.Site No. EFA-1	Permit Measurement				Report (Max)		NTU		Continuous	analyzer
BOD, Carbonaceous 5 day, 20C	Sample Measurement				99		MG/L	0	Every Two Weeks	Grab
PARM Code, 80082 G Mon.Site No. INF-1	Permit Measurement				Report (Mo.Avg.)		MG/L		Every Two Weeks	Grab
Solids, Total Suspended	Sample Measurement				240		MG/L	0	Every Two Weeks	Grab
PARM Code, 00530 G Mon.Site No. INF-1	Permit Measurement				Report (Mo.Avg.)		MG/L		Every Two Weeks	Grab
Flow	Sample Measurement	0.054		MG/D				0	5 Days/Week	
PARM Code, 50050 P Mon.Site No. FLW-1	Permit Measurement	0.095 (An.Avg.)		MG/D					5 Days/Week	
Flow	Sample Measurement		0.054	MG/D				0	5 Days/Week	
PARM Code, 50050 Q Mon.Site No. FLW-1	Permit Measurement	Report (Mo.Avg.)	Report (3-Mo.Avg.)	MG/D					5 Days/Week	
Percent Capacity, (TMADF/Permitted Capacity) X 100	Sample Measurement				56.8%			0	Percent	Calculated
PARM Code, 00180 I Mon.Site No. FLW-1	Permit Measurement				Report				Percent	Calculated
	Sample Measurement									
	Permit Measurement									

DAILY SAMPLE RESULTS - PART B

PermitNumber: FLA011078

Facility Name: Florida Central Commerce Park WWTP

Monitoring Period From: 7/1/05 To: 7/31/05

Code	80082	74055	00400	50060	00530	50060	50050	50050	80082	00530
Mon.Site	EFA-1	EFA-1	EFA-1	EFA-1	EFA-1	EFA-1	FLW-1	FLW-2	INF-01	INF-01
1			7.2	1.0		1.9	0.073	0.064		
2			7.1	5.0		1	0.063	0.039		
3			7.2	5.0		0.8	0.051	0.086		
4			7.4	5.0		0.84	0.131	0.231		
5		1U	7.0	5.0	1U	1.4	0.026	0.063		
6		1U	7.6	5.0	1U	1.6	0.071	0.069		
7		1U	6.9	3.0	1U	1.4	0.055	0.074		
8			7.3	2.0		1.9	0.062	0.000		
9			7.3	5.0		1.2	0.063	0.064		
10			7.3	5.0		1	0.036	0.067		
11		1U	7.6	1.0	1U	1.2	0.043	0.000		
12		1U	7.4	1.0	1U	1.2	0.094	0.078		
13			7.4	1.8		0.73	0.073	0.071		
14	2U	1U	7.4	1.0	1U	1.9	0.082	0.075	100	360
15			7.6	5.0		0.7	0.073	0.072		
16			7.5	4.2		0.61	0.060	0.072		
17			7.4	5.0		0.6	0.034	0.000		
18		1U	7.3	5.0	1U	0.8	0.088	0.074		
19		1U	7.7	5.0	1U	0.85	0.061	0.076		
20			7.9	5.0		0.7	0.070	0.072		
21		1U	7.7	5.0	1U	0.6	0.064	0.078		
22			7.6	5.0		0.5	0.062	0.066		
23			7.8	5.0		0.6	0.056	0.000		
24			7.5	5.0		0.5	0.047	0.057		
25		1U	7.7	5.0	1U	0.75	0.027	0.055		
26		1U	7.5	1.5	1U	0.8	0.060	0.062		
27			7.7	5.0		0.8	0.060	0.060		
28		1U	7.6	5.0	1U	0.6	0.067	0.089	97	120
29			7.6	1.0		0.8	0.055	0.000		
30			7.7	5.0		0.61	0.061	0.000		
31			7.6	5.0		0.6	0.130	0.000		

PLANT STAFFING:

Day Shift Operator	Class: <u> </u>	Certification No.:	<u> </u>
Day Shift Operator	Class: <u>C</u>	Certification No.:	<u>9558</u>
Day Shift Operator	Class: <u>C</u>	Certification No.:	<u>11993</u>
Lead Operator	Class: <u>A</u>	Certification No.:	<u>9184</u>

<u>Charles Harris</u>
<u>Al Gerardo</u>
<u>William Trendel</u>

Type of Effluent Disposal or Reclaimed Water Reuse: Sprayfield

Limited Wet Weather Discharge Activated: Yes: No: Not Applicable: If yes, cumulative days of wet weather discharge

* Attach additional sheets if necessary to list all certified operators.

PERMITTEE NAME: Aqua Utilities, Florida PERMIT NUMBER: FLA011078
 MAILING ADDRESS: 140 Hope Street
 Longwood, FL 32750
 FACILITY: Florida Central Commerce Park WWTP
 LOCATION: 140 Hope Street
 Longwood, FL
 LIMIT: Final REPORT: Monthly
 CLASS SIZE: N/A GROUP: Domestic
 MONITORING GROUP NUMBER: R-001
 MONITORING GROUP DESC: Public Access Irrigation, including Influent
 NO DISCHARGE FROM SITE: []

COUNTY: Seminole MONITORING PERIOD--From: 08/01/2005 To: 08/31/2005

Parameter		Quantity of Loading	Units	Quality or Concentration	Units	No. of Ex.	Frequency of Analysis	Sample Type
Flow	Sample Measurement	0.050	mgd			0	5 Days/Week	Flow-meter
PARM Code, 50050 Y Mon.Site No. FLW-2	Permit Measurement	0.095 (An.Avg.)	mgd				5 Days/Week	Flow-meter
Flow	Sample Measurement	0.051	mgd			0	5 Days/Week	Flow-meter
PARM Code, 50050 I Mon.Site No. FLW-2	Permit Measurement	Report (Mo.Avg.)	mgd				5 Days/Week	Flow-meter
BOD, Carbonaceous 5 day, 20C	Sample Measurement			2.6	MG/L	0	Every Two Weeks	Grab
PARM Code, 80082 Y Mon.Site No. EFA-1	Permit Measurement			20.0 (An. Avg.)	MG/L		Every Two Weeks	Grab
BOD, Carbonaceous 5 day, 20C	Sample Measurement			2.2	MG/L	0	Every Two Weeks	Grab
PARM Code, 80082 I Mon.Site No. EFA-1	Permit Measurement			30.0 (Mo.Avg.)	MG/L		Every Two Weeks	Grab
Solids, Total Suspended	Sample Measurement			1.4	MG/L	0	3 Days/Week	Grab
PARM Code, 00530 I Mon.Site No. EFB-1	Permit Measurement			5.0 (Max.)	MG/L		3 Days/Week	Grab
pH	Sample Measurement			7.3	S.U.	0	5 Days/Week	Grab
PARM Code, 00400 I Mon.Site No. EFA-1	Permit Measurement			6.0 (Min)	S.U.		5 Days/Week	Grab

I certify under penalty of law that this document and all attachments were prepared under my direction or supervision in accordance with a system designed to assure that qualified personnel properly gather and evaluate the information submitted. Based on my inquiry of the person or persons who manage the system, or those persons directly responsible for gathering the information, the information submitted is, to the best of my knowledge and belief, true, accurate, and complete. I am aware that there are significant penalties for submitting false information, including the possibility of fine and imprisonment for knowing violations.

NAME/TITLE OF PRINCIPAL EXECUTIVE OFFICER OR AUTHORIZED AGENT	SIGNATURE OF PRINCIPAL EXECUTIVE OFFICER OR AUTHORIZED AGENT	TELEPHONE NO.	DATE (YY/MM/DD)
William Trendel	<i>William Trendel</i>	407-339-5424	05/09/08

COMMENTS AND EXPLANATION OF ANY VIOLATIONS (Reference all attachments here): (Attach additional sheets if necessary.)

Facility Name: Florida Central Commerce Park WWTP

Permit Number: FLA011078

MONITORING GROUP NUMBER.: R001

MONITORING PERIOD--From:

08/01/2005 To:

08/31/2005

Parameter		Quantity of Loading		Units	Quality or Concentration		Units	No. of Ex.	Frequency of Analysis	Sample Type
Coliform, Fecal, % less than detecton	Sample Measurement				100%		#/100mL	0	3 Days/Week	Grab
PARM Code, 51005 I Mon.Site No. EFA-1	Permit Measurement				75 (Min.)		#/100mL		3 Days/Week	Grab
Coliform, Fecal	Sample Measurement					1U	#/100mL	0	3 Days/Week	Grab
PARM Code, 74055 I Mon.Site No. EFA-1	Permit Measurement					25 (Max)	#/100mL		3 Days/Week	Grab
Total Residual Chlorine (For Disinfection)	Sample Measurement				1.0		MG/L	0	Continuous	analyzer
PARM Code, 50060 A Mon.Site No. EFA-1	Permit Measurement				1.0 (Min)		MG/L		Continuous	analyzer
Turbidity	Sample Measurement				1.40		NTU	0	Continuous	analyzer
PARM Code, 00070 I Mon.Site No. EFA-1	Permit Measurement				Report (Max)		NTU		Continuous	analyzer
BOD, Carbonaceous 5 day, 20C	Sample Measurement				36		MG/L	0	Every Two Weeks	Grab
PARM Code, 80082 G Mon.Site No. INF-1	Permit Measurement				Report (Mo.Avg.)		MG/L		Every Two Weeks	Grab
Solids, Total Suspended	Sample Measurement				57		MG/L	0	Every Two Weeks	Grab
PARM Code, 00530 G Mon.Site No. INF-1	Permit Measurement				Report (Mo.Avg.)		MG/L		Every Two Weeks	Grab
Flow	Sample Measurement	0.054		MG/D				0	5 Days/Week	
PARM Code, 50050 P Mon.Site No. FLW-1	Permit Measurement	0.095 (An.Avg.)		MG/D					5 Days/Week	
Flow	Sample Measurement	0.053	0.054	MG/D				0	5 Days/Week	
PARM Code, 50050 Q Mon.Site No. FLW-1	Permit Measurement	Report (Mo.Avg.)	Report (3-Mo.Avg.)	MG/D					5 Days/Week	
Percent Capacity, (TMADF/Permitted Capacity) X 100	Sample Measurement				56.8%			0	Percent	Calculated
PARM Code, 00180 I Mon.Site No. FLW-1	Permit Measurement				Report				Percent	Calculated
	Sample Measurement									
	Permit Measurement									

DAILY SAMPLE RESULTS - PART B

PermitNumber: FLA011078

Facility Name: Florida Central Commerce Park WWTP

Monitoring Period From: 8/1/05 To: 8/31/05

Code Mon.Site	80082 EFA-1	74055 EFA-1	00400 EFA-1	50060 EFA-1	00530 EFA-1	50060 EFA-1	50050 FLW-1	50050 FLW-2	80082 INF-01	00530 INF-01
1		1U	7.8	5.0	1U	0.65	0.038	0.063		
2		1U	7.1	5.0	1.4	0.7	0.047	0.106		
3			7.2	5.0		0.7	0.062	0.063		
4		1U	7.4	1.8		0.9	0.063	0.118		
5			7.0	1.0		0.8	0.063	0.000		
6			7.3	5.0		0.65	0.062	0.000		
7			6.9	5.0		0.65	0.038	0.000		
8		1U	7.6	5.0	1U	0.7	0.047	0.094		
9		1U	7.7	1.0	1U	0.7	0.024	0.011		
10			7.3	2.3		0.69	0.060	0.022		
11		1U	7.4	5.0	1U	0.9	0.063	0.069		
12			7.8	5.0		0.9	0.044	0.053		
13			7.7	5.0		0.79	0.063	0.060		
14			7.6	5.0		0.7	0.032	0.050		
15		1U	7.5	5.0	1U	0.78	0.058	0.050		
16		1U	7.6	5.0	1U	0.75	0.065	0.067		
17			7.6	5.0		0.75	0.057	0.070		
18	2.4	1U	7.4	1.0	1U	1.1	0.056	0.069	29	39
19			7.3	1.1		1.1	0.063	0.060		
20			7.6	5.0		0.7	0.049	0.058		
21			7.5	5.0		0.6	0.097	0.062		
22		1U	7.5	5.0	1.1	0.61	0.041	0.061		
23		1U	7.4	5.0	1.1	1	0.071	0.000		
24			7.4	1.0		0.95	0.082	0.057		
25	2U	1U	7.4	5.0	1U	1.4	0.096	0.066	43	75
26			7.3	1.2		1	0.062	0.062		
27			7.5	1.8		0.72	0.073	0.057		
28			7.4	5.0		0.7	0.034	0.015		
29			7.9	5.0		0.95	0.052	0.000		
30			7.8	5.0		1.1	0.061	0.068		
31			7.6	5.0		0.8	0.067	0.064		

PLANT STAFFING:

Day Shift Operator Class: Certification No.:
 Day Shift Operator Class: C Certification No.: 9558 Charles Harris
 Day Shift Operator Class: C Certification No.: 11993 Al Gerardo
 Lead Operator Class: A Certification No.: 9184 William Trendel

Type of Effluent Disposal or Reclaimed Water Reuse: Sprayfield

Limited Wet Weather Discharge Activated: Yes: No: Not Applicable: If yes, cumulative days of wet weather discharge

* Attach additional sheets if necessary to list all certified operators.

DEPARTMENT OF ENVIRONMENTAL PROTECTION DISCHARGE MONITORING REPORT - PART A

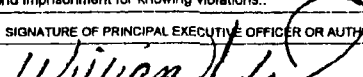
When completed mail this report to: Dept. of Environmental Protection, Central District, 3319 Maguire Boulevard Suite 232, Orlando, Florida 32803-3767

PERMITTEE NAME: Aqua utilities,Fl	PERMIT NUMBER: FLA011078	
MAILING ADDRESS: 140 Hope Street Longwood,Fl. 32750	LIMIT: Final	REPORT: Monthly
	CLASS SIZE: N/A	GROUP: Domestic
FACILITY: Florida Central Commerce Park WWTP	MONITORING GROUP NUMBER: R-001	
LOCATION: 140 Hope Street Longwood, FL	MONITORING GROUP DESC: Public Access Irrigation, including Influent	
	NO DISCHARGE FROM SITE: []	

COUNTY: Seminole MONITORING PERIOD--From: 09/01/2005 To: 09/30/2005

Parameter	Quantity of Loading	Units	Quality or Concentration	Units	No. of Ex.	Frequency of Analysis	Sample Type	
Flow	Sample Measurement	0.049		mgd		0	5 Days/Week	Flow-meter
PARM Code, 50050 Y Mon.Site No. FLW-2	Permit Measurement	0.095 (An.Avg.)		mgd			5 Days/Week	Flow-meter
Flow	Sample Measurement	0.050		mgd		0	5 Days/Week	Flow-meter
PARM Code, 50050 I Mon.Site No. FLW-2	Permit Measurement	Report (Mo.Avg.)		mgd			5 Days/Week	Flow-meter
BOD, Carbonaceous 5 day, 20C	Sample Measurement		2.6		MG/L	0	Every Two Weeks	Grab
PARM Code, 80082 Y Mon.Site No. EFA-1	Permit Measurement		20.0 (An.Avg.)		MG/L		Every Two Weeks	Grab
BOD, Carbonaceous 5 day, 20C	Sample Measurement		2U	2U	MG/L	0	Every Two Weeks	Grab
PARM Code, 80082 I Mon.Site No. EFA-1	Permit Measurement		30.0 (Mo.Avg.)	60.0 (Max.)	MG/L		Every Two Weeks	Grab
Solids, Total Suspended	Sample Measurement		1.1		MG/L	0	3 Days/Week	Grab
PARM Code, 00530 I Mon.Site No. EFB-1	Permit Measurement		5.0 (Max.)		MG/L		3 Days/Week	Grab
pH	Sample Measurement		7.2	8.0	S.U.	0	5 Days/Week	Grab
PARM Code, 00400 I Mon.Site No. EFA-1	Permit Measurement		6.0 (Min)	8.5 (Max)	S.U.		5 Days/Week	Grab

I certify under penalty of law that this document and all attachments were prepared under my direction or supervision in accordance with a system designed to assure that qualified personnel properly gather and evaluate the information submitted. Based on my inquiry of the person or persons who manage the system, or those persons directly responsible for gathering the information, the information submitted is, to the best of my knowledge and belief, true, accurate, and complete. I am aware that there are significant penalties for submitting false information, including the possibility of fine and imprisonment for knowing violations.

NAME/TITLE OF PRINCIPAL EXECUTIVE OFFICER OR AUTHORIZED AGENT	SIGNATURE OF PRINCIPAL EXECUTIVE OFFICER OR AUTHORIZED AGENT	TELEPHONE NO.	DATE (YY/MM/DD)
William Trendel/Senior Facilities Operator		407-339-5424	05/10/17

COMMENTS AND EXPLANATION OF ANY VIOLATIONS (Reference all attachments here): (Attach additional sheets if necessary.)

DISCHARGE MONITORING REPORT - PART A (Continued)

Facility Name: Florida Central Commerce Park WWTP

Permit Number: FLA011078

MONITORING GROUP NUMBER.: R001

MONITORING PERIOD--From:

09/01/2005 To:

09/30/2005

Parameter	Sample Measurement	Quantity of Loading		Units	Quality or Concentration		Units	No. of Ex.	Frequency of Analysis	Sample Type
Coliform, Fecal, % less than detecton	Sample Measurement				100%		#/100mL	0	3 Days/Week	Grab
PARM Code, 51005 I Mon. Site No. EFA-1	Permit Measurement				75 (Min.)		#/100mL		3 Days/Week	Grab
Coliform, Fecal	Sample Measurement					1U	#/100mL	0	3 Days/Week	Grab
PARM Code, 74055 I Mon. Site No. EFA-1	Permit Measurement					25 (Max)	#/100mL		3 Days/Week	Grab
Total Residual Chlorine (For Disinfection)	Sample Measurement				1.0		MG/L	1	Continuous	analyzer
PARM Code, 50060 A Mon. Site No. EFA-1	Permit Measurement				1.0 (Min)		MG/L		Continuous	analyzer
Turbidity	Sample Measurement				1.90		NTU	0	Continuous	analyzer
PARM Code, 00070 I Mon. Site No. EFA-1	Permit Measurement				Report (Max)		NTU		Continuous	analyzer
BOD, Carbonaceous 5 day, 20C	Sample Measurement				82		MG/L	0	Every Two Weeks	Grab
PARM Code, 80082 G Mon. Site No. INF-1	Permit Measurement				Report (Mo. Avg.)		MG/L		Every Two Weeks	Grab
Solids, Total Suspended	Sample Measurement				210		MG/L	0	Every Two Weeks	Grab
PARM Code, 00530 G Mon. Site No. INF-1	Permit Measurement				Report (Mo. Avg.)		MG/L		Every Two Weeks	Grab
Flow	Sample Measurement	0.055		MG/D				0	5 Days/Week	
PARM Code, 50050 P Mon. Site No. FLW-1	Permit Measurement	0.095 (An. Avg.)		MG/D					5 Days/Week	
Flow	Sample Measurement	0.064	0.057	MG/D				0	5 Days/Week	
PARM Code, 50050 Q Mon. Site No. FLW-1	Permit Measurement	Report (Mo. Avg.)	Report (3-Mo. Avg.)	MG/D					5 Days/Week	
Percent Capacity, (TMADF/Permitted Capacity) X 100	Sample Measurement				60.0%			0	Percent	Calculated
PARM Code, 00180 I Mon. Site No. FLW-1	Permit Measurement				Report				Percent	Calculated
	Sample Measurement									
	Permit Measurement									

DAILY SAMPLE RESULTS - PART B

PermitNumber: FLA011078

Facility Name: Florida Central Commerce Park WWTP

Monitoring Period From: 9/1/05 To: 9/30/05

	CBOD5 (mg/L)	Fecal Coliform Bacteria (#/100ml)	pH (S.U.)	TRC (For Disinfect.) (mg/L)	TSS (mg/L)	Turbidity (NTU)	Flow (MGD)	Flow (MGD)	CBOD5 (mg/L)	TSS (mg/L)
Code	80082	74055	00400	50060	00530	50060	50050	50050	80082	00530
Mon. Site	EFA-1	EFA-1	EFA-1	EFA-1	EFA-1	EFA-1	FLW-1	FLW-2	INF-01	INF-01
1		1U	7.5	1.0	1U	0.9	0.070	0.070		
2			7.4	1.0		0.8	0.064	0.000		
3			7.9	1.0		0.5	0.038	0.000		
4			7.8	1.0		0.6	0.038	0.000		
5			7.8	1.0		0.8	0.035	0.114		
6		1U	7.6	1.0	1U	1.2	0.081	0.000		
7		1U	7.3	1.0	1U	1.2	0.075	0.067		
8	2U	1U	7.4	1.0	1U	1.2	0.069	0.071	43	99
9			7.3	1.0		1.2	0.080	0.082		
10			7.5	5.0		0.95	0.046	0.059		
11			7.5	5.0		0.7	0.049	0.059		
12		1U	7.6	5.0	1U	1.2	0.060	0.061		
13		1U	7.8	5.0	1U	1.2	0.059	0.064		
14			7.6	2.6		0.9	0.041	0.065		
15		1U	7.8	1.0	1U	1.1	0.048	0.069		
16			8.0	1.0		1.1	0.076	0.097		
17			7.8	5.0		1.3	0.136	0.090		
18			7.8	5.0		1	0.099	0.097		
19		1U	7.9	5.0	1U	1.3	0.070	0.091		
20		1U	7.7	5.0	1U	1.5	0.071	0.000		
21			7.6	5.0		1.4	0.075	0.000		
22	2U	1U	7.5	2.0	1U	1.5	0.072	0.142	120	320
23			7.2	1.1		1.3	0.069	0.068		
24			7.2	1.4		1.2	0.035	0.061		
25			7.4	5.0		1.1	0.022	0.000		
26		1U	7.9	1.0	1.1	1.4	0.066	0.000		
27		1U	7.3	1.8	1U	1.5	0.073	0.000		
28			7.2	1.5		1.9	0.074	0.000		
29		1U	7.3	4.2	1U	1.9	0.065	0.000		
30			7.8	5.0		1.1	0.068	0.070		
31							0.000	0.000		

PLANT STAFFING:

Day Shift Operator Class: Certification No.:
 Day Shift Operator Class: C Certification No.: 9558 Charles Harris
 Day Shift Operator Class: C Certification No.: 11993 Al Gerardo
 Day Shift Operator Class: Certification No.:
 Lead Operator Class: A Certification No.: 9184 William Trendel

Type of Effluent Disposal or Reclaimed Water Reuse: Sprayfield

Limited Wet Weather Discharge Activated: Yes: No: Not Applicable: If yes, cumulative days of wet weather discharge

* Attach additional sheets if necessary to list all certified operators.

DEPARTMENT OF ENVIRONMENTAL PROTECTION DISCHARGE MONITORING REPORT - PART A

When completed mail this report to: Dept. of Environmental Protection, Central District, 3319 Maguire Boulevard Suite 232, Orlando, Florida 32803-3767

PERMITTEE NAME: Aqua Utilities, Florida
 MAILING ADDRESS: 140 Hope Street
 Longwood, FL 32750

PERMIT NUMBER: FLA011078

LIMIT: Final
 CLASS SIZE: N/A
 MONITORING GROUP NUMBER: R-001
 MONITORING GROUP DESC: Public Access Irrigation, including Influent
 NO DISCHARGE FROM SITE: []

REPORT: Monthly
 GROUP: Domestic

FACILITY: Florida Central Commerce Park WWTP
 LOCATION: 140 Hope Street
 Longwood, FL

COUNTY: Seminole MONITORING PERIOD--From: 10/01/2005 To: 10/31/2005

Parameter		Quantity of Loading	Units	Quality or Concentration	Units	No. of Ex.	Frequency of Analysis	Sample Type
Flow	Sample Measurement	0.053	mgd			0	5 Days/Week	Flow-meter
PARM Code, 50050 Y Mon. Site No. FLW-2	Permit Measurement	0.095 (An. Avg.)	mgd				5 Days/Week	Flow-meter
Flow	Sample Measurement	0.067	mgd			0	5 Days/Week	Flow-meter
PARM Code, 50050 I Mon. Site No. FLW-2	Permit Measurement	Report (Mo. Avg.)	mgd				5 Days/Week	Flow-meter
BOD, Carbonaceous 5 day, 20C	Sample Measurement			2.5	MG/L	0	Every Two Weeks	Grab
PARM Code, 80082 Y Mon. Site No. EFA-1	Permit Measurement			20.0 (An. Avg.)	MG/L		Every Two Weeks	Grab
BOD, Carbonaceous 5 day, 20C	Sample Measurement			2.1	MG/L	0	Every Two Weeks	Grab
PARM Code, 80082 I Mon. Site No. EFA-1	Permit Measurement			30.0 (Mo. Avg.)	MG/L		Every Two Weeks	Grab
Solids, Total Suspended	Sample Measurement			1.6	MG/L	0	3 Days/Week	Grab
PARM Code, 00530 I Mon. Site No. EFB-1	Permit Measurement			5.0 (Max.)	MG/L		3 Days/Week	Grab
pH	Sample Measurement			7.0	S.U.	0	5 Days/Week	Grab
PARM Code, 00400 I Mon. Site No. EFA-1	Permit Measurement			6.0 (Min)	S.U.		5 Days/Week	Grab

I certify under penalty of law that this document and all attachments were prepared under my direction or supervision in accordance with a system designed to assure that qualified personnel properly gather and evaluate the information submitted. Based on my inquiry of the person or persons who manage the system, or those persons directly responsible for gathering the information, the information submitted is, to the best of my knowledge and belief, true, accurate, and complete. I am aware that there are significant penalties for submitting false information, including the possibility of fine and imprisonment for knowing violations.

NAME/TITLE OF PRINCIPAL EXECUTIVE OFFICER OR AUTHORIZED AGENT	SIGNATURE OF PRINCIPAL EXECUTIVE OFFICER OR AUTHORIZED AGENT	TELEPHONE NO.	DATE (YY/MM/DD)
William Trendel	<i>William Trendel</i>	407-339-5424	05/11/17

COMMENTS AND EXPLANATION OF ANY VIOLATIONS (Reference all attachments here): (Attach additional sheets if necessary.)

DISCHARGE MONITORING REPORT - PART A (Continued)

Facility Name: Florida Central Commerce Park WWTP

Permit Number: FLA011078

MONITORING GROUP NUMBER.: R001

MONITORING PERIOD--From:

10/01/2005 To:

10/31/2005

Parameter		Quantity of Loading		Units	Quality or Concentration		Units	No. of Ex.	Frequency of Analysis	Sample Type
Coliform, Fecal, % less than detecton	Sample Measurement				100%		#/100mL	0	3 Days/Week	Grab
PARM Code, 51005 I Mon.Site No. EFA-1	Permit Measurement				75 (Min.)		#/100mL		3 Days/Week	Grab
Coliform, Fecal	Sample Measurement					1U	#/100mL	0	3 Days/Week	Grab
PARM Code, 74055 I Mon.Site No. EFA-1	Permit Measurement					25 (Max)	#/100mL		3 Days/Week	Grab
Total Residual Chlorine (For Disinfection)	Sample Measurement				1.0		MG/L	0	Continuous	analyzer
PARM Code, 50060 A Mon.Site No. EFA-1	Permit Measurement				1.0 (Min)		MG/L		Continuous	analyzer
Turbidity	Sample Measurement				1.95		NTU	0	Continuous	analyzer
PARM Code, 00070 I Mon.Site No. EFA-1	Permit Measurement				Report (Max)		NTU		Continuous	analyzer
BOD, Carbonaceous 5 day, 20C	Sample Measurement				143		MG/L	0	Every Two Weeks	Grab
PARM Code, 80082 G Mon.Site No. INF-1	Permit Measurement				Report (Mo.Avg.)		MG/L		Every Two Weeks	Grab
Solids, Total Suspended	Sample Measurement				313		MG/L	0	Every Two Weeks	Grab
PARM Code, 00530 G Mon.Site No. INF-1	Permit Measurement				Report (Mo.Avg.)		MG/L		Every Two Weeks	Grab
Flow	Sample Measurement	0.054		MG/D				0	5 Days/Week	
PARM Code, 50050 P Mon.Site No. FLW-1	Permit Measurement	0.095 (An.Avg.)		MG/D					5 Days/Week	
Flow	Sample Measurement	0.063	0.054	MG/D				0	5 Days/Week	
PARM Code, 50050 Q Mon.Site No. FLW-1	Permit Measurement	Report (Mo.Avg.)	Report (3-Mo.Avg.)	MG/D					5 Days/Week	
Percent Capacity, (TMADF/Permitted Capacity) X 100	Sample Measurement				56.8%			0	Percent	Calculated
PARM Code, 00180 I Mon.Site No. FLW-1	Permit Measurement				Report				Percent	Calculated
	Sample Measurement									
	Permit Measurement									

DAILY SAMPLE RESULTS - PART B

PermitNumber: FLA011078

Facility Name: Florida Central Commerce Park WWTP

Monitoring Period From: 10/1/05 To: 10/31/05

Code	80082	74055	00400	50060	00530	50060	50050	50050	80082	00530
Mon. Site	EFA-1	EFA-1	EFA-1	EFA-1	EFA-1	EFA-1	FLW-1	FLW-2	INF-01	INF-01
1			7.7	5.0	1.1	1.1	0.068	0.097		
2			7.1	5.0		0.9	0.122	0.000		
3		1U	7.2	5.0	1U	1.1	0.028	0.152		
4		1U	7.4	5.0		1.2	0.069	0.154		
5			7.0	5.0		1.2	0.080	0.000		
6	2U	1U	7.7	3.9	1U	1.1	0.081	0.000	45	76
7			6.9	1.0		1	0.074	0.077		
8			7.4	1.0		0.87	0.088	0.061		
9			7.4	5.0		0.9	0.038	0.063		
10		1U	7.7	5.0	1.1	1.8	0.116	0.056		
11		1U	7.6	5.0	1.6	1.95	0.082	0.058		
12			7.4	2.1		1.75	0.064	0.070		
13		1U	7.3	1.5	1.1	1.8	0.072	0.072		
14			7.5	5.0		1.2	0.073	0.075		
15			7.8	5.0		1	0.052	0.078		
16			7.7	5.0		1.1	0.083	0.107		
17		1U	7.9	5.0	1U	1.3	0.080	0.082		
18		1U	7.6	5.0	1.1	1.2	0.047	0.077		
19			7.6	4.1		1.1	0.057	0.084		
20	2.1	1U	7.5	1.1	1U	1.1	0.067	0.083	240	550
21			7.8	5.0		1.1	0.087	0.084		
22			7.7	5.0		1	0.022	0.080		
23			7.9	5.0		0.85	0.059	0.000		
24			7.8	5.0		1.1	0.061	0.000		
25		1U	8.0	5.0	1U	1.7	0.056	0.083		
26		1U	7.9	1.2	1U	1.7	0.074	0.081		
27		1U	7.6	1.4	1U	1.9	0.083	0.087		
28			7.5	5.0		1.7	0.062	0.084		
29			7.4	5.0		1.3	0.070	0.000		
30			7.4	5.0		1.3	0.057	0.067		
31		1U	7.7	5.0	1U	1.2	0.132	0.068		

PLANT STAFFING:

Day Shift Operator Class: Certification No.:
 Day Shift Operator Class: C Certification No.: 9558 Charles Harris
 Day Shift Operator Class: C Certification No.: 11993 Al Gerardo
 Lead Operator Class: A Certification No.: 9184 William Trendel

Type of Effluent Disposal or Reclaimed Water Reuse: Sprayfield

Limited Wet Weather Discharge Activated: Yes: No: Not Applicable: If yes, cumulative days of wet weather discharge

* Attach additional sheets if necessary to list all certified operators.

DEPARTMENT OF ENVIRONMENTAL PROTECTION DISCHARGE MONITORING REPORT - PART A

When completed mail this report to: Dept. of Environmental Protection, Central District, 3319 Maguire Boulevard Suite 232, Orlando, Florida 32803-3767

PERMITTEE NAME: Aqua utilities,FI
 MAILING ADDRESS: 140 Hope Street
 Longwood,Fl. 32750

PERMIT NUMBER: FLA011078

LIMIT:
 CLASS SIZE:
 MONITORING GROUP NUMBER:
 MONITORING GROUP DESC:
 NO DISCHARGE FROM SITE:

Final REPORT: Monthly
 N/A GROUP: Domestic
 R-001
 Public Access Irrigation, including Influent
 []

FACILITY: Florida Central Commerce Park WWTP
 LOCATION: 140 Hope Street
 Longwood, FL

COUNTY: Seminole

MONITORING PERIOD--From: 11/01/2005 To: 11/30/2005

Parameter		Quantity of Loading	Units	Quality or Concentration	Units	No. of Ex.	Frequency of Analysis	Sample Type
Flow	Sample Measurement	0.053	mgd			0	5 Days/Week	Flow-meter
PARM Code, 50050 Y Mon.Site No. FLW-2	Permit Measurement	0.095 (An.Avg.)	mgd				5 Days/Week	Flow-meter
Flow	Sample Measurement	0.054	mgd			0	5 Days/Week	Flow-meter
PARM Code, 50050 I Mon.Site No. FLW-2	Permit Measurement	Report (Mo.Avg.)	mgd				5 Days/Week	Flow-meter
BOD, Carbonaceous 5 day, 20C	Sample Measurement			2.5	MG/L	0	Every Two Weeks	Grab
PARM Code, 80082 Y Mon.Site No. EFA-1	Permit Measurement			20.0 (An. Avg.)	MG/L		Every Two Weeks	Grab
BOD, Carbonaceous 5 day, 20C	Sample Measurement			2U	MG/L	0	Every Two Weeks	Grab
PARM Code, 80082 I Mon.Site No. EFA-1	Permit Measurement			30.0 (Mo.Avg.)	MG/L		Every Two Weeks	Grab
Solids, Total Suspended	Sample Measurement			1.2	MG/L	0	3 Days/Week	Grab
PARM Code, 00530 I Mon.Site No. EFB-1	Permit Measurement			5.0 (Max.)	MG/L		3 Days/Week	Grab
pH	Sample Measurement			6.9	S.U.	0	5 Days/Week	Grab
PARM Code, 00400 I Mon.Site No. EFA-1	Permit Measurement			6.0 (Min)	S.U.		5 Days/Week	Grab

I certify under penalty of law that this document and all attachments were prepared under my direction or supervision in accordance with a system designed to assure that qualified personnel properly gather and evaluate the information submitted. Based on my inquiry of the person or persons who manage the system, or those persons directly responsible for gathering the information, the information submitted is, to the best of my knowledge and belief, true, accurate, and complete. I am aware that there are significant penalties for submitting false information, including the possibility of fine and imprisonment for knowing violations.

NAME/TITLE OF PRINCIPAL EXECUTIVE OFFICER OR AUTHORIZED AGENT

SIGNATURE OF PRINCIPAL EXECUTIVE OFFICER OR AUTHORIZED AGENT

TELEPHONE NO.

DATE (YY/MM/DD)

William Trendel/Senior Facilities Operator

William Trendel

407-339-5424

05/12/12

COMMENTS AND EXPLANATION OF ANY VIOLATIONS (Reference all attachments here): (Attach additional sheets if necessary.)

DISCHARGE MONITORING REPORT - PART A (Continued)

Facility Name: Florida Central Commerce Park WWTP

Permit Number: FLA011078

MONITORING GROUP NUMBER.: R001

MONITORING PERIOD--From:

11/01/2005 To:

11/30/2005

Parameter		Quantity of Loading	Units	Quality or Concentration	Units	No. of Ex.	Frequency of Analysis	Sample Type	
Coliform, Fecal, % less than detecton	Sample Measurement			92%	#/100mL	0	3 Days/Week	Grab	
PARM Code, 51005 I Mon.Site No. EFA-1	Permit Measurement			75 (Min.)	#/100mL		3 Days/Week	Grab	
Coliform, Fecal	Sample Measurement				160.0	#/100mL	1	3 Days/Week	Grab
PARM Code, 74055 I Mon.Site No. EFA-1	Permit Measurement				25 (Max)	#/100mL		3 Days/Week	Grab
Total Residual Chlorine (For Disinfection)	Sample Measurement			1.0	MG/L	0	Continuous	analyzer	
PARM Code, 50060 A Mon.Site No. EFA-1	Permit Measurement			1.0 (Min)	MG/L		Continuous	analyzer	
Turbidity	Sample Measurement			1.90	NTU	0	Continuous	analyzer	
PARM Code, 00070 I Mon.Site No. EFA-1	Permit Measurement			Report (Max)	NTU		Continuous	analyzer	
BOD, Carbonaceous 5 day, 20C	Sample Measurement			106	MG/L	0	Every Two Weeks	Grab	
PARM Code, 80082 G Mon.Site No. INF-1	Permit Measurement			Report (Mo.Avg.)	MG/L		Every Two Weeks	Grab	
Solids, Total Suspended	Sample Measurement			181	MG/L	0	Every Two Weeks	Grab	
PARM Code, 00530 G Mon.Site No. INF-1	Permit Measurement			Report (Mo.Avg.)	MG/L		Every Two Weeks	Grab	
Flow	Sample Measurement	0.055			MG/D	0	5 Days/Week		
PARM Code, 50050 P Mon.Site No. FLW-1	Permit Measurement	0.095 (An.Avg.)			MG/D		5 Days/Week		
Flow	Sample Measurement	0.059	0.059		MG/D	0	5 Days/Week		
PARM Code, 50050 Q Mon.Site No. FLW-1	Permit Measurement	Report (Mo.Avg.)	Report (3-Mo.Avg.)		MG/D		5 Days/Week		
Percent Capacity, (TMADF/Permitted Capacity) X 100	Sample Measurement			61.8%		0	Percent	Calculated	
PARM Code, 00180 I Mon.Site No. FLW-1	Permit Measurement			Report			Percent	Calculated	
	Sample Measurement								
	Permit Measurement								

DEPARTMENT OF ENVIRONMENTAL PROTECTION DISCHARGE MONITORING REPORT - PART A


When completed mail this report to: Dept. of Environmental Protection, Central District, 3319 Maguire Boulevard Suite 232, Orlando, Florida 32803-3767

PERMITTEE NAME:	Aqua Utilities, Florida	PERMIT NUMBER:	FLA011078
MAILING ADDRESS:	140 Hope Street Longwood, FL 32750	LIMIT:	Final
		CLASS SIZE:	N/A
FACILITY:	Florida Central Commerce Park WWTP	MONITORING GROUP NUMBER:	R-001
LOCATION:	140 Hope Street Longwood, FL	MONITORING GROUP DESC:	Public Access Irrigation, including Influent
		NO DISCHARGE FROM SITE:	[]

COUNTY: Seminole MONITORING PERIOD--From: 12/01/2005 To: 12/31/2005

Parameter	Quantity of Loading	Units	Quality or Concentration	Units	No. of Ex.	Frequency of Analysis	Sample Type
Flow	Sample Measurement	0.054		mgd	0	5 Days/Week	Flow-meter
PARM Code, 50050 Y Mon. Site No. FLW-2	Permit Measurement	0.095 (An. Avg.)		mgd		5 Days/Week	Flow-meter
Flow	Sample Measurement	0.050		mgd	0	5 Days/Week	Flow-meter
PARM Code, 50050 I Mon. Site No. FLW-2	Permit Measurement	Report (Mo. Avg.)		mgd		5 Days/Week	Flow-meter
BOD, Carbonaceous 5 day, 20C	Sample Measurement		2.5		0	Every Two Weeks	Grab
PARM Code, 80082 Y Mon. Site No. EFA-1	Permit Measurement		20.0 (An. Avg.)			Every Two Weeks	Grab
BOD, Carbonaceous 5 day, 20C	Sample Measurement		2U	2U	0	Every Two Weeks	Grab
PARM Code, 80082 I Mon. Site No. EFA-1	Permit Measurement		30.0 (Mo. Avg.)	60.0 (Max.)		Every Two Weeks	Grab
Solids, Total Suspended	Sample Measurement		1.1		0	3 Days/Week	Grab
PARM Code, 00530 I Mon. Site No. EFB-1	Permit Measurement		5.0 (Max.)			3 Days/Week	Grab
pH	Sample Measurement		6.8	8.0	0	5 Days/Week	Grab
PARM Code, 00400 I Mon. Site No. EFA-1	Permit Measurement		6.0 (Min)	8.5 (Max)		5 Days/Week	Grab

I certify under penalty of law that this document and all attachments were prepared under my direction or supervision in accordance with a system designed to assure that qualified personnel properly gather and evaluate the information submitted. Based on my inquiry of the person or persons who manage the system, or those persons directly responsible for gathering the information, the information submitted is, to the best of my knowledge and belief, true, accurate, and complete. I am aware that there are significant penalties for submitting false information, including the possibility of fine and imprisonment for knowing violations.

NAME/TITLE OF PRINCIPAL EXECUTIVE OFFICER OR AUTHORIZED AGENT	SIGNATURE OF PRINCIPAL EXECUTIVE OFFICER OR AUTHORIZED AGENT	TELEPHONE NO.	DATE (YY/MM/DD)
William Trendel		407-339-5424	06/01/12

COMMENTS AND EXPLANATION OF ANY VIOLATIONS (Reference all attachments here): (Attach additional sheets if necessary.)

DISCHARGE MONITORING REPORT - PART A (Continued)

Facility Name: Florida Central Commerce Park WWTP

Permit Number: FLA011078

MONITORING GROUP NUMBER.: R001

MONITORING PERIOD--From:

12/01/2005 To:

12/31/2005

Parameter		Quantity of Loading		Units	Quality or Concentration		Units	No. of Ex.	Frequency of Analysis	Sample Type
Coliform, Fecal, % less than detecton	Sample Measurement				100%		#/100mL	0	3 Days/Week	Grab
PARM.Code, 51005 I Mon.Site No. EFA-1	Permit Measurement				75 (Min.)		#/100mL		3 Days/Week	Grab
Coliform, Fecal	Sample Measurement					1U	#/100mL	0	3 Days/Week	Grab
PARM.Code, 74055 I Mon.Site No. EFA-1	Permit Measurement					.25 (Max)	#/100mL		3 Days/Week	Grab
Total Residual Chlorine (For Disinfection)	Sample Measurement				1.4		MG/L	0	Continuous	analyzer
PARM.Code, 50060 A Mon.Site No. EFA-1	Permit Measurement				1.0 (Min)		MG/L		Continuous	analyzer
Turbidity	Sample Measurement				1.80		NTU	0	Continuous	analyzer
PARM.Code, 00070 I Mon.Site No. EFA-1	Permit Measurement				Report (Max)		NTU		Continuous	analyzer
BOD, Carbonaceous 5 day, 20C	Sample Measurement				60		MG/L	0	Every Two Weeks	Grab
PARM.Code, 80082 G Mon.Site No. INF-1	Permit Measurement				Report (Mo.Avg.)		MG/L		Every Two Weeks	Grab
Solids, Total Suspended	Sample Measurement				111		MG/L	0	Every Two Weeks	Grab
PARM.Code, 00530 G Mon.Site No. INF-1	Permit Measurement				Report (Mo.Avg.)		MG/L		Every Two Weeks	Grab
Flow	Sample Measurement	0.056		MG/D				0	5 Days/Week	
PARM.Code, 50050 P Mon.Site No. FLW-1	Permit Measurement	0.095 (An.Avg.)		MG/D					5 Days/Week	
Flow	Sample Measurement	0.063	0.054	MG/D				0	5 Days/Week	
PARM.Code, 50050 Q Mon.Site No. FLW-1	Permit Measurement	Report (Mo.Avg.)	Report (3-Mo.Avg.)	MG/D					5 Days/Week	
Percent Capacity, (TMADF/Permitted Capacity) X 100	Sample Measurement				56.8%			0	Percent	Calculated
PARM.Code, 00180 I Mon.Site No. FLW-1	Permit Measurement				Report				Percent	Calculated
	Sample Measurement									
	Permit Measurement									

DAILY SAMPLE RESULTS - PART B

PermitNumber: FLA011078

Facility Name: Florida Central Commerce Park WWTP

Monitoring Period From: 12/1/05 To: 12/31/05

	CBOD5 (mg/L)	Fecal Coliform Bacteria (#/100ml)	pH (S.U.)	TRC (For Disinfect.) (mg/L)	TSS (mg/L)	Turbidity (NTU)	Flow (MGD)	Flow (MGD)	CBOD5 (mg/L)	TSS (mg/L)
Code	80082	74055	00400	50060	00530	50060	50050	50050	80082	00530
Mon.Site	EFA-1	EFA-1	EFA-1	EFA-1	EFA-1	EFA-1	FLW-1	FLW-2	INF-01	INF-01
1	2U	1U	7.8	1.6		1.1	0.067	0.000	81	130
2			7.1	5.0		1	0.084	0.000		
3			7.2	5.0		1	0.137	0.000		
4			7.4	5.0		0.71	0.107	0.000		
5		1U	7.0	5.0	1U	0.75	0.058	0.074		
6		1U	7.5	5.0	1U	0.8	0.063	0.097		
7			6.9	2.5		0.8	0.077	0.000		
8		1U	7.7	1.5	1U	0.8	0.067	0.000		
9			7.3	1.5		1	0.079	0.000		
10			7.2	5.0		1	0.096	0.072		
11			7.3	5.0		1.2	0.041	0.079		
12		1U	7.8	5.0	1.1	1.8	0.081	0.073		
13		1U	7.5	5.0	1.1	1.4	0.077	0.086		
14			7.4	5.0		1.6	0.072	0.079		
15	2U	1U	7.4	5.0	1U	1.3	0.068	0.080	69	160
16			7.9	5.0		1	0.062	0.092		
17			7.8	5.0		0.95	0.065	0.064		
18			7.7	5.0		0.9	0.036	0.073		
19		1U	7.9	2.0	1U	0.8	0.051	0.074		
20		1U	8.0	5.0	1U	0.71	0.029	0.096		
21			7.9	5.0		0.7	0.092	0.000		
22		1U	7.9	5.0	1U	0.9	0.074	0.000		
23			7.3	5.0		0.8	0.064	0.000		
24			7.4	2.0		0.8	0.050	0.000		
25			7.5	4.2		1	0.018	0.074		
26			7.6	1.4		1.1	0.043	0.092		
27		1U	7.8	1.5	1U	1.2	0.018	0.000		
28		1U	7.9	5.0	1U	1.1	0.066	0.000		
29	2U	1U	7.6	5.0	1U	1.1	0.061	0.082	30	44
30			7.5	5.0		1.3	0.060	0.088		
31			7.3	5.0		0.8	0.068	0.081		

PLANT STAFFING:

Day Shift Operator Class: Certification No.:
 Day Shift Operator Class: C Certification No.: 9558 Charles Harris
 Day Shift Operator Class: C Certification No.: 11993 Al Gerardo
 Lead Operator Class: A Certification No.: 9184 William Trendel

Type of Effluent Disposal or Reclaimed Water Reuse: Sprayfield
 Limited Wet Weather Discharge Activated: Yes: No: Not Applicable: If yes, cumulative days of wet weather discharge

* Attach additional sheets if necessary to list all certified operators.