



**Progress Energy**

**ORIGINAL**

RECEIVED-FPSC

07 FEB 27 AM 11:54

COMMISSION  
CLERK

February 26, 2007

Ms. Blanca S. Bayó, Director  
Division of the Commission Clerk  
and Administrative Services  
Florida Public Service Commission  
2540 Shumard Oak Boulevard  
Tallahassee, Florida 32399-0850

Re: Docket No. 070001-EI

Dear Ms. Bayó:

Enclosed for filing on behalf of Progress Energy Florida, Inc. are an original plus ten (10) copies of FPSC 423 forms for the month of December 2006. Forms 423-1A, 423-2, 423-2A, 423-2B, and 423-2C contained in this filing have been edited to delete certain confidential information. Progress Energy Florida, Inc.'s Request for Specified Confidential Treatment, which includes an unedited copy of the 423 forms, has been submitted for filing this date under separate cover.

Please acknowledge your receipt and filing of the above on the enclosed copy of this letter and return same to me.

Very truly yours,

  
John Burnett  
Associate General Counsel

JB/sc  
Enclosures  
cc: Parties of record

**Progress Energy Florida, Inc.**

CERTIFICATE OF SERVICE

Docket No. 070001-EI

I HEREBY CERTIFY that a true copy of Progress Energy Florida, Inc.'s FPSC 423 Forms for the month of December 2006 have been furnished to the following individuals by regular U.S. Mail this 26th day of February 2007.

John Butler  
Florida Power & Light  
700 Universe Blvd.  
Juno Beach, FL 33408-0420

Jeffrey A. Stone, Esquire  
Russell A. Badders, Esquire  
Beggs and Lane  
P. O. Box 12950  
Pensacola, FL 32576-2950

Lee L. Willis, Esquire  
James D. Beasley, Esquire  
Ausley & McMullen  
P. O. Box 391  
Tallahassee, FL 32302

Lisa Bennett, Esquire  
Office of the General Counsel  
Florida Public Service Commission  
2540 Shumard Oak Boulevard  
Tallahassee, FL 32399-0850

Patrica A. Christensen, Esquire  
Office of the Public Counsel  
C/o The Florida Legislature  
111 West Madison Street  
Room 812  
Tallahassee, FL 32399-1400

Timothy Perry, Esquire  
McWhirter, Reeves  
117 S. Gadsden Street  
Tallahassee, FL 32301


John McWhirter, Jr.  
McWhirter, Reeves et al.  
400 North Tampa Street  
Suite 2450  
Tampa, FL 33601

Norman Horton, Jr., Esquire  
Messer, Caparello & Self  
P. O. Box 15579  
Tallahassee, FL 32317

Robert Scheffel Wright, Esquire  
John Thomas LaVia, III, Esquire  
310 West College Avenue  
Tallahassee, FL 32301

Lt. Colonel Karen White  
Major Craig Paulson  
AFCESA/ULT  
139 Barnes Drive  
Tyndall Air Force Base, FL 32403

Gary V. Perko, Esquire  
Hopping, Green & Sams, P.A.  
P. O. Box 6526  
Tallahassee, FL 32314

  
\_\_\_\_\_  
Attorney

FPSC FORM 423-1(A)

MONTHLY REPORT OF COST AND QUALITY OF FUEL FOR ELECTRIC PLANTS  
ORIGIN, VOLUME, DELIVERED PRICE AND AS RECEIVED QUALITY

**SPECIFIED  
CONFIDENTIAL**

1. REPORTING MONTH: 12/2006  
2. REPORTING COMPANY: FLORIDA POWER CORPORATION

3. NAME, TITLE, TELEPHONE NUMBER OF CONTACT PERSON CONCERNING DATA  
SUBMITTED ON THIS FORM: DAPHNE INGRAM, SR. BUS. FIN. ANALYST (919) 546-7908

4. SIGNATURE OF OFFICIAL SUBMITTED REPORT: *Joel Rutledge*  
JOEL RUTLEDGE  
LEAD BUS. FIN. ANALYST

5. DATE COMPLETED: 02/08/2007

LINE NO.	PLANT NAME	SUPPLIER NAME	DELIVERY LOCATION	DELIVERY DATE	TYPE OIL	VOLUME (Bbls)	INVOICE PRICE (\$/Bbls)	INVOICE AMOUNT (\$)	DISCOUNT (\$)	NET AMOUNT (\$)	NET PRICE (\$/Bbls)	EFFECTIVE TRANSPORT			ADDITIONAL TRANSPORT (\$/Bbls)	OTHER CHARGES (\$/Bbls)	DELIVERED PRICE (\$/Bbls)
												QUALITY PURCHASE PRICE (\$/Bbls)	TO TERMINAL (\$/Bbls)	PRICE (\$/Bbls)			
(a)	(b)	(c)	(d)	(e)	(f)	(g)	(h)	(i)	(j)	(k)	(l)	(m)	(n)	(o)	(p)	(q)	(r)
1	Anclote	Transfer Facility	FOB PLANT	12/2006	FO2	1,056											\$42.58
2	Bartow Steam Plant	RIO Energy International Inc.	FOB TERMINAL	12/2006	FO6	330,750									\$2.72		\$47.91
3	Crystal River	Transfer Facility	FOB PLANT	12/2006	FO2	6,396									\$0.00		\$48.06

MONTHLY REPORT OF COST AND QUALITY OF COAL FOR ELECTRIC PLANTS  
ORIGIN, TONNAGE, DELIVERED PRICE AND AS RECEIVED QUALITY

**SPECIFIED  
CONFIDENTIAL**

1. Report for: Mo. 12/2006  
2. Reporting Company: Florida Power Corporation  
3. Plant Name: McDuffie Coal Terminal

4. NAME, TITLE, TELEPHONE NUMBER OF CONTACT PERSON CONCERNING DATA  
SUBMITTED ON THIS FORM: Jon Putnam, Business Financial Analyst, (919) 546-6368

5. Signature of Official Submitting Report : *Joel Rutledge*  
Joel Rutledge - Lead Business Financial Analyst

6. DATE COMPLETED: 2/13/2007

Line No.	Supplier Name	Mine Location	Purchase Type	Transportation Mode	Tons	Effective Purchase Price (\$/Ton)	Total Transportation Cost (\$/Ton)	F.O.B. Plant Price (\$/Ton)	As Received Coal Quality			
									Percent Sulfur (%)	Btu Content (Btu/lb)	Percent Ash (%)	Percent Moisture (%)
(a)	(b)	(c)	(d)	(e)	(f)	(g)	(h)	(i)	(j)	(k)	(l)	(m)
1	Interocean Coal Sales Ldc	999, IM, 45	MTC	OB	45,834			\$54.00	0.46	11,487	5.11	12.74

MONTHLY REPORT OF COST AND QUALITY OF COAL FOR ELECTRIC PLANTS  
ORIGIN, TONNAGE, DELIVERED PRICE AND AS RECEIVED QUALITY

**SPECIFIED  
CONFIDENTIAL**

1. Report for: Mo. 12/2006  
2. Reporting Company: Florida Power Corporation  
3. Plant Name: Transfer Facility - IMT

4. NAME, TITLE, TELEPHONE NUMBER OF CONTACT PERSON CONCERNING DATA  
SUBMITTED ON THIS FORM: Jon Putnam, Business Financial Analyst, (919) 546-6368

5. Signature of Official Submitting Report :

*Joel Rutledge*  
Joel Rutledge - Lead Business Financial Analyst

6. DATE COMPLETED: 2/13/2007


Line No.	Supplier Name	Mine Location	Purchase Type	Transportation Mode	Tons	Effective Purchase Price (\$/Ton)	Total Transportation Cost (\$/Ton)	F.O.B. Plant Price (\$/Ton)	As Received Coal Quality			
									Percent Sulfur (%)	Btu Content (Btu/lb)	Percent Ash (%)	Percent Moisture (%)
(a)	(b)	(c)	(d)	(e)	(f)	(g)	(h)	(i)	(j)	(k)	(l)	(m)
1	Central Coal Company	8, WV, 39	MTC	B	25,201			\$63.00	0.71	12,309	11.62	6.75
2	Coal Marketing Company Ltd	999, IM, 45	MTC	OB	80,056			\$64.22	0.57	11,349	8.08	12.82
3	Glencore Ltd.	999, IM, 45	MTC	OB	46,895			\$65.43	0.65	12,022	6.58	10.56
4	Guasare Coal International NV	999, IM, 50	MTC	OB	61,394			\$71.12	0.53	13,180	5.62	6.70
5	Kanawha River Terminals Inc.	8, WV, 39	MTC	B	53,335			\$72.98	0.71	12,362	11.75	6.59
6	Keystone Industries LLC	8, WV, 39	MTC	OB	15,233			\$53.00	0.73	12,222	11.85	8.46

**MONTHLY REPORT OF COST AND QUALITY OF COAL FOR ELECTRIC PLANTS  
ORIGIN, TONNAGE, DELIVERED PRICE AND AS RECEIVED QUALITY**

**SPECIFIED  
CONFIDENTIAL**

1. Report for: Mo. 12/2006  
 2. Reporting Company: Florida Power Corporation  
 3. Plant Name: Crystal River 1 & 2

4. NAME, TITLE, TELEPHONE NUMBER OF CONTACT PERSON CONCERNING DATA  
 SUBMITTED ON THIS FORM: Jon Putnam, Business Financial Analyst, (919) 546-6368

5. Signature of Official Submitting Report :   
 Joel Rutledge - Lead Business Financial Analyst

6. DATE COMPLETED: 2/13/2007

Line No.	Supplier Name	Mine Location	Purchase Type	Transportation Mode	Tons	Effective Purchase Price (\$/Ton)	Total Transportation Cost (\$/Ton)	F.O.B. Plant Price (\$/Ton)	As Received Coal Quality			
									Percent Sulfur (%)	Btu Content (Btu/lb)	Percent Ash (%)	Percent Moisture (%)
(a)	(b)	(c)	(d)	(e)	(f)	(g)	(h)	(i)	(j)	(k)	(l)	(m)
1	Alpha Coal Sales Co. LLC	8, KY, 119	MTC	UR	20,463			\$70.18	0.85	12,450	11.61	5.13
2	B&W Resources Inc	8, KY, 51	MTC	UR	10,680			\$77.51	1.06	12,142	12.69	5.60
3	B&W Resources Inc.	8, KY, 51	MTC	UR	21,805			\$72.50	0.96	12,512	10.20	5.53
4	Consol Energy Inc.	8, KY, 119	MTC	UR	21,472			\$78.55	1.22	12,651	8.37	6.81
5	Consol Energy Inc.	8, KY, 133	MTC	UR	21,120			\$78.55	1.15	12,380	13.00	4.28
6	Massey Utility Sales Company	8, KY, 195	MTC	UR	22,072			\$77.62	1.02	12,341	11.08	6.63
7	Sequoia Energy LLC	8, KY, 95	MTC	UR	31,726			\$73.67	0.96	13,119	7.49	4.98
8	Transfer Facility	N/A	N/A	GB	7,098			\$62.57	0.73	12,222	11.85	8.46

MONTHLY REPORT OF COST AND QUALITY OF COAL FOR ELECTRIC PLANTS  
ORIGIN, TONNAGE, DELIVERED PRICE AND AS RECEIVED QUALITY

**SPECIFIED  
CONFIDENTIAL**

1. Report for: Mo. 12/2006  
2. Reporting Company: Florida Power Corporation  
3. Plant Name: Crystal River 4 & 5

4. NAME, TITLE, TELEPHONE NUMBER OF CONTACT PERSON CONCERNING DATA  
SUBMITTED ON THIS FORM: Jon Putnam, Business Financial Analyst, (919) 546-6368

5. Signature of Official Submitting Report : Jon Rutledge  
Jon Rutledge - Lead Business Financial Analyst

6. DATE COMPLETED: 2/13/2007

Line No.	Supplier Name	Mine Location	Purchase Type	Transportation Mode	Tons	Effective Purchase Price (\$/Ton)	Total Transportation Cost (\$/Ton)	F.O.B. Plant Price (\$/Ton)	As Received Coal Quality			
									Percent Sulfur (%)	Btu Content (Btu/lb)	Percent Ash (%)	Percent Moisture (%)
(a)	(b)	(c)	(d)	(e)	(f)	(g)	(h)	(i)	(j)	(k)	(l)	(m)
1	Alliance MC Mining	8, KY, 195	LTC	UR	42,596			\$88.72	0.69	12,666	8.87	6.3
2	Massey Utility Sales Company	8, WV, 5	MTC	UR	42,246			\$92.22	0.72	12,850	11.82	4.3
3	NRG Power Marketing Inc	8, WV, 39	S	UR	10,895			\$82.76	0.72	12,562	11.64	5.4
4	Transfer Facility	N/A	N/A	GB	30,963			\$64.80	0.50	11,371	5.20	13.4
5	Transfer Facility	N/A	N/A	GB	147,933			\$77.29	0.54	10,152	7.12	8.3

MONTHLY REPORT OF COST AND QUALITY OF COAL FOR ELECTRIC PLANTS  
 ORIGIN, TONNAGE, DELIVERED PRICE AND AS RECEIVED QUALITY

**SPECIFIED  
 CONFIDENTIAL**

1. Report for: Mo. 12/2006  
 2. Reporting Company: Florida Power Corporation  
 3. Plant Name: McDuffie Coal Terminal

4. NAME, TITLE, TELEPHONE NUMBER OF CONTACT PERSON CONCERNING DATA  
 SUBMITTED ON THIS FORM: Jon Putnam, Business Financial Analyst, (919) 546-6368

5. Signature of Official Submitting Report : Joel Rutledge  
 Joel Rutledge - Lead Business Financial Analyst

6. DATE COMPLETED: 2/13/2007

Line No.	Supplier Name	Mine Location	Purchase Type	Tons	F.O.B. Mine Price (\$/Ton)	Short Haul & Loading Charges (\$/Ton)	Original Invoice Price (\$/Ton)	Retro-active Price Inc(Dec) (\$/Ton)	Base Price (\$/Ton)	Quality Adjust-ments (\$/Ton)	Effective Purchase Price (\$/Ton)
(a)	(b)	(c)	(d)	(e)	(f)	(g)	(h)	(i)	(j)	(k)	(l)
1	Interocean Coal Sales Ldc	999, IM, 45	MTC	45,834		N/A		\$0.00			



MONTHLY REPORT OF COST AND QUALITY OF COAL FOR ELECTRIC PLANTS  
ORIGIN, TONNAGE, DELIVERED PRICE AND AS RECEIVED QUALITY

**SPECIFIED  
CONFIDENTIAL**

1. Report for: Mo. 12/2006  
2. Reporting Company: Florida Power Corporation  
3. Plant Name: Transfer Facility - IMT

4. NAME, TITLE, TELEPHONE NUMBER OF CONTACT PERSON CONCERNING DATA  
SUBMITTED ON THIS FORM: Jon Putnam, Business Financial Analyst, (919) 546-6368

5. Signature of Official Submitting Report : Joel Rutledge  
Joel Rutledge - Lead Business Financial Analyst

6. DATE COMPLETED: 2/13/2007

Line No.	Supplier Name	Mine Location	Purchase Type	Tons	F.O.B. Mine Price (\$/Ton)	Short Haul & Loading Charges (\$/Ton)	Original Invoice Price (\$/Ton)	Retro-active Price Inc(Dec) (\$/Ton)	Base Price (\$/Ton)	Quality Adjustments (\$/Ton)	Effective Purchase Price (\$/Ton)
(a)	(b)	(c)	(d)	(e)	(f)	(g)	(h)	(i)	(j)	(k)	(l)
1	Central Coal Company	8, WV, 39	MTC	25,201		N/A		\$0.00			
2	Coal Marketing Company Ltd	999, IM, 45	MTC	80,056		N/A		\$0.00			
3	Glencore Ltd.	999, IM, 45	MTC	46,895		N/A		\$0.00			
4	Guasare Coal International NV	999, IM, 50	MTC	61,394		N/A		\$0.00			
5	Kanawha River Terminals Inc.	8, WV, 39	MTC	53,335		N/A		\$0.00			
6	Keystone Industries LLC	8, WV, 39	MTC	15,233		N/A		\$0.00			

MONTHLY REPORT OF COST AND QUALITY OF COAL FOR ELECTRIC PLANTS  
ORIGIN, TONNAGE, DELIVERED PRICE AND AS RECEIVED QUALITY



1. Report for: Mo. 12/2006  
 2. Reporting Company: Florida Power Corporation  
 3. Plant Name: Crystal River 1 & 2

4. NAME, TITLE, TELEPHONE NUMBER OF CONTACT PERSON CONCERNING DATA  
 SUBMITTED ON THIS FORM: Jon Putnam, Business Financial Analyst, (919) 546-6368

5. Signature of Official Submitting Report : Joel Rutledge  
 Joel Rutledge - Lead Business Financial Analyst

6. DATE COMPLETED: 2/13/2007

Line No.	Supplier Name	Mine Location	Purchase Type	Tons	F.O.B. Mine Price (\$/Ton)	Short Haul & Loading Charges (\$/Ton)	Original Invoice Price (\$/Ton)	Retro-active Price Inc(Dec) (\$/Ton)	Base Price (\$/Ton)	Quality Adjust-ments (\$/Ton)	Effective Purchase Price (\$/Ton)
(a)	(b)	(c)	(d)	(e)	(f)	(g)	(h)	(i)	(j)	(k)	(l)
1	Alpha Coal Sales Co. LLC	8, KY, 119	MTC	20,463		N/A		\$0.00			
2	B&W Resources Inc	8, KY, 51	MTC	10,680		N/A		\$0.00			
3	B&W Resources Inc.	8, KY, 51	MTC	21,805		N/A		\$0.00			
4	Consol Energy Inc.	8, KY, 119	MTC	21,472		N/A		\$0.00			
5	Consol Energy Inc.	8, KY, 133	MTC	21,120		N/A		\$0.00			
6	Massey Utility Sales Company	8, KY, 195	MTC	22,072		N/A		\$0.00			
7	Sequoia Energy LLC	8, KY, 95	MTC	31,726		N/A		\$0.00			
8	Transfer Facility	N/A	N/A	7,098		N/A		\$0.00		N/A	

MONTHLY REPORT OF COST AND QUALITY OF COAL FOR ELECTRIC PLANTS  
 ORIGIN, TONNAGE, DELIVERED PRICE AND AS RECEIVED QUALITY

**SPECIFIED  
 CONFIDENTIAL**

1. Report for: Mo. 12/2006  
 2. Reporting Company: Florida Power Corporation  
 3. Plant Name: Crystal River 4 & 5

4. NAME, TITLE, TELEPHONE NUMBER OF CONTACT PERSON CONCERNING DATA  
 SUBMITTED ON THIS FORM: Jon Putnam, Business Financial Analyst, (919) 546-6368

5. Signature of Official Submitting Report : Joel Rutledge  
 Joel Rutledge - Lead Business Financial Analyst

6. DATE COMPLETED: 2/13/2007

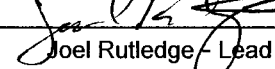
Line No.	Supplier Name	Mine Location	Purchase Type	Tons	F.O.B. Mine Price (\$/Ton)	Short Haul & Loading Charges (\$/Ton)	Original Invoice Price (\$/Ton)	Retro-active Price Inc(Dec) (\$/Ton)	Base Price (\$/Ton)	Quality Adjust-ments (\$/Ton)	Effective Purchase Price (\$/Ton)
(a)	(b)	(c)	(d)	(e)	(f)	(g)	(h)	(i)	(j)	(k)	(l)
1	Alliance MC Mining	8, KY, 195	LTC	42,596		N/A		\$0.00			
2	Massey Utility Sales Company	8, WV, 5	MTC	42,246		N/A		\$0.00			
3	NRG Power Marketing Inc	8, WV, 39	S	10,895		N/A		\$0.00			
4	Transfer Facility	N/A	N/A	30,963		N/A		\$0.00		N/A	
5	Transfer Facility	N/A	N/A	147,933		N/A		\$0.00		N/A	

MONTHLY REPORT OF COST AND QUALITY OF COAL FOR ELECTRIC PLANTS  
ORIGIN, TONNAGE, DELIVERED PRICE AND AS RECEIVED QUALITY

**SPECIFIED  
CONFIDENTIAL**

1. Report for: Mo. 12/2006  
2. Reporting Company: Florida Power Corporation  
3. Plant Name: McDuffie Coal Terminal

4. NAME, TITLE, TELEPHONE NUMBER OF CONTACT PERSON CONCERNING DATA  
SUBMITTED ON THIS FORM: Jon Putnam, Business Financial Analyst, (919) 546-6368

5. Signature of Official Submitting Report :   
Joel Rutledge - Lead Business Financial Analyst

6. DATE COMPLETED: 2/13/2007

Line No.	Supplier Name	Mine Location	Shipping Point	Transportation Mode	Tons	Effective Purchase Price (\$/Ton)	Additional Shorthaul & Loading Charges (\$/Ton)	Rail Rate (\$/Ton)	Other Rail Charges (\$/Ton)	River Barge Rate (\$/Ton)	Trans-loading Rate (\$/Ton)	Ocean Barge Rate (\$/Ton)	Other Water Charges (\$/Ton)	Other Related Charges (\$/Ton)	Transportation Charges (\$/Ton)	F.O.B. Plant Price (\$/Ton)
(a)	(b)	(c)	(d)	(e)	(f)	(g)	(h)	(i)	(j)	(k)	(l)	(m)	(n)	(o)	(p)	(q)
1	Interocean Coal Sales Ldc	999, IM, 45	Cartagena, S.A.	OB	45,834	██████████	N/A	N/A	N/A	N/A	N/A	N/A	N/A	N/A	██████████	\$54.00

MONTHLY REPORT OF COST AND QUALITY OF COAL FOR ELECTRIC PLANTS  
ORIGIN, TONNAGE, DELIVERED PRICE AND AS RECEIVED QUALITY

**SPECIFIED  
CONFIDENTIAL**

1. Report for: Mo. 12/2006  
2. Reporting Company: Florida Power Corporation  
3. Plant Name: Transfer Facility - IMT

4. NAME, TITLE, TELEPHONE NUMBER OF CONTACT PERSON CONCERNING DATA  
SUBMITTED ON THIS FORM: Jon Putnam, Business Financial Analyst, (919) 546-6368

5. Signature of Official Submitting Report : Joel Rutledge  
Joel Rutledge, Lead Business Financial Analyst

6. DATE COMPLETED: 2/13/2007

Line No.	Supplier Name	Mine Location	Shipping Point	Transportation Mode	Tons	Effective Purchase Price (\$/Ton)	Additional Shorthaul & Loading Charges (\$/Ton)	Rail Rate (\$/Ton)	Other Rail Charges (\$/Ton)	River Barge Rate (\$/Ton)	Trans-loading Rate (\$/Ton)	Ocean Barge Rate (\$/Ton)	Other Water Charges (\$/Ton)	Other Related Charges (\$/Ton)	Transportation Charges (\$/Ton)	F.O.B. Plant Price (\$/Ton)
(a)	(b)	(c)	(d)	(e)	(f)	(g)	(h)	(i)	(j)	(k)	(l)	(m)	(n)	(o)	(p)	(q)
1	Central Coal Company	8, WV, 39	Winifrede Dock,	B	25,201	██████████	N/A	N/A	N/A	██████████	██████████	N/A	N/A	N/A	██████████	\$63.00
2	Coal Marketing Company Ltd	999, IM, 45	Colombia, S.A.	OB	80,056	██████████	N/A	N/A	N/A	N/A	██████████	N/A	N/A	N/A	██████████	\$64.22
3	Glencore Ltd.	999, IM, 45	La Jagua, S.A.	OB	46,895	██████████	N/A	N/A	N/A	N/A	██████████	N/A	N/A	N/A	██████████	\$65.43
4	Guasare Coal International NV	999, IM, 50	Paso Diablo, S.A.	OB	61,394	██████████	N/A	N/A	N/A	N/A	██████████	N/A	N/A	N/A	██████████	\$71.12
5	Kanawha River Terminals Inc.	8, WV, 39	Quincy Dock, WV	B	53,335	██████████	N/A	N/A	N/A	██████████	██████████	N/A	N/A	N/A	██████████	\$72.98
6	Keystone Industries LLC	8, WV, 39	New Orleans, LA	OB	15,233	██████████	N/A	N/A	N/A	N/A	██████████	N/A	N/A	N/A	██████████	\$53.00

MONTHLY REPORT OF COST AND QUALITY OF COAL FOR ELECTRIC PLANTS  
ORIGIN, TONNAGE, DELIVERED PRICE AND AS RECEIVED QUALITY

**SPECIFIED  
CONFIDENTIAL**

1. Report for: Mo. 12/2006  
2. Reporting Company: Florida Power Corporation  
3. Plant Name: Crystal River 1 & 2

4. NAME, TITLE, TELEPHONE NUMBER OF CONTACT PERSON CONCERNING DATA  
SUBMITTED ON THIS FORM: Jon Putnam, Business Financial Analyst, (919) 546-6368

5. Signature of Official Submitting Report : Joel Rutledge  
Joel Rutledge - Lead Business Financial Analyst

6. DATE COMPLETED: 2/13/2007

Line No.	Supplier Name	Mine Location	Shipping Point	Transportation Mode	Tons	Effective Purchase Price (\$/Ton)	Additional Shorthaul & Loading Charges (\$/Ton)	Rail Rate (\$/Ton)	Other Rail Charges (\$/Ton)	River Barge Rate (\$/Ton)	Trans-loading Rate (\$/Ton)	Ocean Barge Rate (\$/Ton)	Other Water Charges (\$/Ton)	Other Related Charges (\$/Ton)	Transportation Charges (\$/Ton)	F.O.B. Plant Price (\$/Ton)
(a)	(b)	(c)	(d)	(e)	(f)	(g)	(h)	(i)	(j)	(k)	(l)	(m)	(n)	(o)	(p)	(q)
1	Alpha Coal Sales Co. LLC	8, KY, 119	Yellow Creek, KY	UR	20,463		N/A			N/A	N/A	N/A	N/A	N/A		\$70.18
2	B&W Resources Inc	8, KY, 51	Resource, KY	UR	10,680		N/A			N/A	N/A	N/A	N/A	N/A		\$77.51
3	B&W Resources Inc.	8, KY, 51	Resource, KY	UR	21,805		N/A			N/A	N/A	N/A	N/A	N/A		\$72.50
4	Consol Energy Inc.	8, KY, 119	Mousie, KY	UR	21,472		N/A			N/A	N/A	N/A	N/A	N/A		\$78.55
5	Consol Energy Inc.	8, KY, 133	Rapid Loader, KY	UR	21,120		N/A			N/A	N/A	N/A	N/A	N/A		\$78.55
6	Massey Utility Sales Company	8, KY, 195	Goff, KY	UR	22,072		N/A			N/A	N/A	N/A	N/A	N/A		\$77.62
7	Sequoia Energy LLC	8, KY, 95	Bardo, KY	UR	31,726		N/A			N/A	N/A	N/A	N/A	N/A		\$73.67
8	Transfer Facility	N/A	Plaquemines, Pa	GB	7,098		N/A	N/A	N/A	N/A	N/A		N/A			\$62.57

**MONTHLY REPORT OF COST AND QUALITY OF COAL FOR ELECTRIC PLANTS  
ORIGIN, TONNAGE, DELIVERED PRICE AND AS RECEIVED QUALITY**

**SPECIFIED  
CONFIDENTIAL**

1. Report for: Mo. 12/2006  
 2. Reporting Company: Florida Power Corporation  
 3. Plant Name: Crystal River 4 & 5

4. NAME, TITLE, TELEPHONE NUMBER OF CONTACT PERSON CONCERNING DATA  
 SUBMITTED ON THIS FORM: Jon Putnam, Business Financial Analyst, (919) 546-6368

5. Signature of Official Submitting Report : *Joel Rutledge*  
 Joel Rutledge - Lead Business Financial Analyst

6. DATE COMPLETED: 2/13/2007

Line No.	Supplier Name	Mine Location	Shipping Point	Transportation Mode	Tons	Effective Purchase Price (\$/Ton)	Additional Shorthaul & Loading Charges (\$/Ton)	Rail Rate (\$/Ton)	Other Rail Charges (\$/Ton)	River Barge Rate (\$/Ton)	Trans-loading Rate (\$/Ton)	Ocean Barge Rate (\$/Ton)	Other Water Charges (\$/Ton)	Other Related Charges (\$/Ton)	Transportation Charges (\$/Ton)	F.O.B. Plant Price (\$/Ton)
(a)	(b)	(c)	(d)	(e)	(f)	(g)	(h)	(i)	(j)	(k)	(l)	(m)	(n)	(o)	(p)	(q)
1	Alliance MC Mining	8, KY, 195	Scotts Branch, KY	UR	42,596		N/A			N/A	N/A	N/A	N/A	N/A		\$88.72
2	Massey Utility Sales Company	8, WV, 5	Sylvester, WV	UR	42,246		N/A			N/A	N/A	N/A	N/A	N/A		\$92.22
3	NRG Power Marketing Inc	8, WV, 39	Hobet	UR	10,895		N/A			N/A	N/A	N/A	N/A	N/A		\$82.76
4	Transfer Facility	N/A	Mobile, Al	GB	30,963		N/A	N/A	N/A	N/A	N/A		N/A	N/A		\$64.80
5	Transfer Facility	N/A	Plaquemines, Pa	GB	147,933		N/A	N/A	N/A	N/A	N/A		N/A	N/A		\$77.29


MONTHLY REPORT OF COST AND QUALITY OF COAL FOR ELECTRIC PLANTS  
 ORIGIN, TONNAGE, DELIVERED PRICE AND AS RECEIVED QUALITY

**SPECIFIED  
 CONFIDENTIAL**

1. Report for: Mo. 12/2006  
 2. Reporting Company: Florida Power Corporation  
 3. Plant Name: McDuffie Coal Terminal

4. NAME, TITLE, TELEPHONE NUMBER OF CONTACT PERSON CONCERNING DATA  
 SUBMITTED ON THIS FORM: Jon Putnam, Business Financial Analyst, (919) 546-6368

5. Signature of Official Submitting Report:

  
 Joel Rutledge / Lead Business Financial Analyst

6. DATE COMPLETED: 2/12/2007

Line No.	Month Reported	Form Plant Name	Intended Generating Plant	Supplier Name	Original Line Number	Old Volume (tons)	Form No.	Column Title	Old Value	New Value	New F.O.B. Plant Price	Reason for Revision
(a)	(b)	(c)	(d)	(e)	(f)	(g)	(h)	(i)	(j)	(k)	(l)	(m)
NONE												



**SPECIFIED  
CONFIDENTIAL**

**MONTHLY REPORT OF COST AND QUALITY OF COAL FOR ELECTRIC PLANTS  
ORIGIN, TONNAGE, DELIVERED PRICE AND AS RECEIVED QUALITY**

1. Report for: Mo. 12/2006  
 2. Reporting Company: Florida Power Corporation  
 3. Plant Name: Transfer Facility - IMT

4. NAME, TITLE, TELEPHONE NUMBER OF CONTACT PERSON CONCERNING DATA  
 SUBMITTED ON THIS FORM: Jon Putnam, Business Financial Analyst (919) 546-6368

5. Signature of Official Submitting Report:

*Joel Rutledge*  
 Joel Rutledge - Lead Business Financial Analyst

6. DATE COMPLETED: 2/12/2007

Line No.	Month Reported	Form Plant Name	Intended Generating Plant	Supplier Name	Original Line Number	Old Volume (tons)	Form No.	Column Title	Old Value	New Value	New F.O.B. Plant Price	Reason for Revision
(a)	(b)	(c)	(d)	(e)	(f)	(g)	(h)	(i)	(j)	(k)	(l)	(m)
1	3/06	IMT	IMT	Central Coal Company	1	26,774	2A	(k) Quality Adjustments			\$63.51	Quality Price Adjustment
2	4/06	IMT	IMT	Central Coal Company	1	26,468	2A	(k) Quality Adjustments			\$60.78	Quality Price Adjustment
3	5/06	IMT	IMT	Central Coal Company	1	25,287	2A	(k) Quality Adjustments			\$62.77	Quality Price Adjustment
4	6/06	IMT	IMT	Central Coal Company	1	21,272	2A	(k) Quality Adjustments			\$62.87	Quality Price Adjustment
5	6/06	IMT	IMT	Guasare Coal International NV	4	42,525	2A	(k) Quality Adjustments			\$72.85	Quality Price Adjustment
6	7/06	IMT	IMT	Central Coal Company	1	25,541	2A	(k) Quality Adjustments			\$63.32	Quality Price Adjustment
7	7/06	IMT	IMT	Guasare Coal International NV	2	48,366	2A	(k) Quality Adjustments			\$70.50	Quality Price Adjustment
8	8/06	IMT	IMT	Central Coal Company	1	24,562	2A	(k) Quality Adjustments			\$63.67	Quality Price Adjustment
9	9/06	IMT	IMT	Central Coal Company	1	22,125	2A	(k) Quality Adjustments			\$63.91	Quality Price Adjustment
10	10/06	IMT	IMT	Central Coal Company	1	27,852	2A	(k) Quality Adjustments			\$63.38	Quality Price Adjustment
11	10/06	IMT	IMT	Coal Marketing Company Ltd	3	81,104	2A	(k) Quality Adjustments			\$65.50	Quality Price Adjustment
12	11/06	IMT	IMT	Central Coal Company	1	22,987	2A	(k) Quality Adjustments			\$62.31	Quality Price Adjustment
13	11/06	IMT	IMT	Kanawha River Terminals Inc	5	26,099	2B	(l) Transloading Rate			\$73.21	Revision to Rate

MONTHLY REPORT OF COST AND QUALITY OF COAL FOR ELECTRIC PLANTS  
ORIGIN, TONNAGE, DELIVERED PRICE AND AS RECEIVED QUALITY

**SPECIFIED  
CONFIDENTIAL**

1. Report for: Mo. 12/2006  
2. Reporting Company: Florida Power Corporation  
3. Plant Name: Crystal River 1 & 2

4. NAME, TITLE, TELEPHONE NUMBER OF CONTACT PERSON CONCERNING DATA  
SUBMITTED ON THIS FORM: Jon Putnam, Business Financial Analyst, (919) 546-6368

5. Signature of Official Submitting Report:

*Joel Rutledge*  
Joel Rutledge - Lead Business Financial Analyst

6. DATE COMPLETED: 2/12/2007

Line No.	Month Reported	Form Plant Name	Intended Generating Plant	Supplier Name	Original Line Number	Old Volume (tons)	Form No.	Column Title	Old Value	New Value	New F.O.B. Plant Price	Reason for Revision
(a)	(b)	(c)	(d)	(e)	(f)	(g)	(h)	(i)	(j)	(k)	(l)	(m)
1	4/06	CR 1&2	CR 1&2	B&W Resources Inc	3	10,794	2A	(k) Quality Adjustments			\$77.92	Quality Price Adjustment
2	5/06	CR 1&2	CR 1&2	B&W Resources Inc	3	20,079	2A	(k) Quality Adjustments			\$77.42	Quality Price Adjustment
3	6/06	CR 1&2	CR 1&2	B&W Resources Inc	2	10,943	2A	(k) Quality Adjustments			\$79.76	Quality Price Adjustment
4	7/06	CR 1&2	CR 1&2	B&W Resources Inc	3	10,015	2A	(k) Quality Adjustments			\$79.08	Quality Price Adjustment
5	7/06	CR 1&2	CR 1&2	Massey Utility Sales Company	6	41,868	2A	(k) Quality Adjustments			\$78.39	Quality Price Adjustment
6	7/06	CR 1&2	CR 1&2	Massey Utility Sales Company	7	3,618	2A	(k) Quality Adjustments			\$91.62	Quality Price Adjustment
7	7/06	CR 1&2	CR 1&2	Massey Utility Sales Company	8	9,909	2A	(k) Quality Adjustments			\$82.49	Quality Price Adjustment
8	8/06	CR 1&2	CR 1&2	B&W Resources Inc	2	10,469	2A	(k) Quality Adjustments			\$82.03	Quality Price Adjustment
9	8/06	CR 1&2	CR 1&2	Massey Utility Sales Company	6	13,076	2A	(k) Quality Adjustments			\$83.78	Quality Price Adjustment
10	8/06	CR 1&2	CR 1&2	Massey Utility Sales Company	7	10,161	2A	(k) Quality Adjustments			\$86.79	Quality Price Adjustment
11	8/06	CR 1&2	CR 1&2	Massey Utility Sales Company	4	60,663	2C	(k) New Value			\$75.65	Quality Price Adjustment
12	8/06	CR 1&2	CR 1&2	Massey Utility Sales Company	6	8,850	2C	(k) New Value			\$86.09	Quality Price Adjustment
13	8/06	CR 1&2	CR 1&2	Massey Utility Sales Company	9	39,989	2C	(k) New Value			\$77.56	Quality Price Adjustment
14	8/06	CR 1&2	CR 1&2	Massey Utility Sales Company	10	9,993	2C	(k) New Value			\$87.73	Quality Price Adjustment
15	8/06	CR 1&2	CR 1&2	Massey Utility Sales Company	11	19,068	2C	(k) New Value			\$85.16	Quality Price Adjustment
16	9/06	CR 1&2	CR 1&2	B&W Resources Inc	2	10,526	2A	(k) Quality Adjustments			\$79.15	Quality Price Adjustment
17	9/06	CR 1&2	CR 1&2	Massey Utility Sales Company	5	13,076	2A	(k) Quality Adjustments			\$77.71	Quality Price Adjustment
18	9/06	CR 1&2	CR 1&2	Massey Utility Sales Company	6	10,161	2A	(k) Quality Adjustments			\$81.21	Quality Price Adjustment
19	10/06	CR 1&2	CR 1&2	B&W Resources Inc	3	11,002	2A	(k) Quality Adjustments			\$76.90	Quality Price Adjustment
20	10/06	CR 1&2	CR 1&2	Massey Utility Sales Company	6	10,204	2A	(k) Quality Adjustments			\$76.48	Quality Price Adjustment
21	11/06	CR 1&2	CR 1&2	B&W Resources Inc	1	10,857	2A	(k) Quality Adjustments			\$79.50	Quality Price Adjustment
22	11/06	CR 1&2	CR 1&2	Massey Utility Sales Company	5	21,489	2A	(k) Quality Adjustments			\$78.85	Quality Price Adjustment

MONTHLY REPORT OF COST AND QUALITY OF COAL FOR ELECTRIC PLANTS  
ORIGIN, TONNAGE, DELIVERED PRICE AND AS RECEIVED QUALITY

**SPECIFIED  
CONFIDENTIAL**

1. Report for: Mo. 12/2006  
2. Reporting Company: Florida Power Corporation  
3. Plant Name: Crystal River 4 & 5

4. NAME, TITLE, TELEPHONE NUMBER OF CONTACT PERSON CONCERNING DATA  
SUBMITTED ON THIS FORM: Jon Putnam, Business Financial Analyst, (919) 546-6368

5. Signature of Official Submitting Report:

*Joel Rutledge*  
Joel Rutledge - Lead Business Financial Analyst

6. DATE COMPLETED: 2/12/2007

Line No.	Month Reported	Form Plant Name	Intended Generating Plant	Supplier Name	Original Line Number	Old Volume (tons)	Form No.	Column Title	Old Value	New Value	New F.O.B. Plant Price	Reason for Revision
(a)	(b)	(c)	(d)	(e)	(f)	(g)	(h)	(i)	(j)	(k)	(l)	(m)
1	7/06	CR 4&5	CR 4&5	CAM Kentucky LLC	3	21,408	2A	(k) Quality Adjustments			\$67.31	Quality Price Adjustment
2	7/06	CR 4&5	CR 4&5	Massey Utility Sales Company	5	15,847	2A	(k) Quality Adjustments			\$97.68	Quality Price Adjustment
3	8/06	CR 4&5	CR 4&5	CAM Kentucky LLC	2	21,686	2A	(k) Quality Adjustments			\$64.83	Quality Price Adjustment
4	8/06	CR 4&5	CR 4&5	Massey Utility Sales Company	6	34,641	2A	(k) Quality Adjustments			\$93.98	Quality Price Adjustment
5	8/06	CR 4&5	CR 4&5	Massey Utility Sales Company	2	26,057	2C	(k) New Value			\$90.99	Quality Price Adjustment
6	8/06	CR 4&5	CR 4&5	Massey Utility Sales Company	8	77,957	2C	(k) New Value			\$90.81	Quality Price Adjustment
7	8/06	CR 4&5	CR 4&5	Massey Utility Sales Company	12	41,430	2C	(k) New Value			\$91.73	Quality Price Adjustment
8	8/06	CR 4&5	CR 4&5	Massey Utility Sales Company	13	10,241	2C	(k) New Value			\$93.75	Quality Price Adjustment
9	9/06	CR 4&5	CR 4&5	CAM Kentucky LLC	3	22,687	2A	(k) Quality Adjustments			\$61.96	Quality Price Adjustment
10	9/06	CR 4&5	CR 4&5	Massey Utility Sales Company	5	21,351	2A	(k) Quality Adjustments			\$88.34	Quality Price Adjustment
11	9/06	CR 4&5	CR 4&5	Massey Utility Sales Company	6	51,026	2A	(k) Quality Adjustments			\$92.51	Quality Price Adjustment
12	10/06	CR 4&5	CR 4&5	Massey Utility Sales Company	3	51,693	2A	(k) Quality Adjustments			\$90.31	Quality Price Adjustment
13	11/06	CR 4&5	CR 4&5	Massey Utility Sales Company	4	43,565	2A	(k) Quality Adjustments			\$91.22	Quality Price Adjustment