

# AUSLEY & McMULLEN

ATTORNEYS AND COUNSELORS AT LAW

227 SOUTH CALHOUN STREET  
P.O. BOX 391 (ZIP 32302)  
TALLAHASSEE, FLORIDA 32301  
(850) 224-9115 FAX (850) 222-7560

ORIGINAL

April 16, 2007

HAND DELIVERED

Ms. Ann Cole  
Commission Clerk  
Florida Public Service Commission  
2540 Shumard Oak Boulevard  
Tallahassee, FL 32399-0850

RECEIVED  
07 APR 16 PM 3:01  
COMMISSION  
CLERK

Re: Fuel and Purchased Power Cost Recovery Clause  
and Generating Performance Incentive Factor  
FPSC Docket No. 070001-EI

**REQUEST FOR SPECIFIED CONFIDENTIAL TREATMENT**  
**(CONFIDENTIAL DOCUMENTS ATTACHED)**


Dear Ms. Cole:

We submit herewith a single confidential set of Tampa Electric Company's highlighted 423 Forms for the month of February 2007 and request specified confidential treatment of Forms 423-1(a), 423-2, 423-2(a) and 423-2(b). Our request is made pursuant to Section 366.093, Fla. Stat., for the reasons detailed in the document entitled "Tampa Electric Company's Request for Specified Confidential Treatment", which document was filed under separate cover (copy enclosed). The sensitive information contained in these forms has been highlighted in yellow.

Please acknowledge receipt and filing of the above by stamping the duplicate copy of this letter and returning same to this writer.

Thank you for your assistance in connection with this matter.


Sincerely,



James D. Beasley

JDB/pp  
Enclosures

cc: All Parties of Record (w/o enc.)

RECEIVED & FILED  
  
BUREAU OF RECORDS

**CONFIDENTIAL**  
DECLASSIFIED  
09/20/2009  
KMP  
DOCUMENT NUMBER-DATE  
03230 APR 16 07  
FPSC-COMMISSION CLERK


MONTHLY REPORT OF COST AND QUALITY OF FUEL OIL FOR ELECTRIC PLANTS  
ORIGIN, VOLUME, DELIVERED PRICE AND AS RECEIVED QUALITY

1. Reporting Month: February Year: 2007

2. Reporting Company: Tampa Electric Company

3. Name, Title & Telephone Number of Contact Person Concerning Data  
Submitted on this Form: Jeffrey Chronister, Assistant Controller  
(813) - 228 - 1609

4. Signature of Official Submitting Report:



Jeffrey Chronister, Assistant Controller

5. Date Completed: April 16, 2007

Line No. (a)	Plant Name (b)	Supplier Name (c)	Shipping Point (d)	Purchase Type (e)	Delivery Location (f)	Delivery Date (g)	Type Oil (h)	Sulfur Content % (i)	BTU Content (BTU/Gal) (j)	Volume (Bbls) (k)	Delivered Price (\$/Bbl) (l)
1.	Phillips	Transmontaigne/Phillips	Manatee	MTC	Phillips	2/19/2007	F02	*	*	355.19	\$79.86
2.	Phillips	Transmontaigne/Phillips	Manatee	MTC	Phillips	2/7/2007	F06	*	*	471.72	\$47.21
3.	Phillips	Transmontaigne/Phillips	Manatee	MTC	Phillips	2/8/2007	F06	*	*	466.94	\$47.21
4.	Phillips	Transmontaigne/Phillips	Manatee	MTC	Phillips	2/9/2007	F06	*	*	307.10	\$47.21
5.	Phillips	Transmontaigne/Phillips	Manatee	MTC	Phillips	2/12/2007	F06	*	*	627.46	\$49.00
6.	Phillips	Transmontaigne/Phillips	Manatee	MTC	Phillips	2/13/2007	F06	*	*	621.88	\$49.00
7.	Phillips	Transmontaigne/Phillips	Manatee	MTC	Phillips	2/14/2007	F06	*	*	619.69	\$49.00
8.	Phillips	Transmontaigne/Phillips	Manatee	MTC	Phillips	2/15/2007	F06	*	*	468.14	\$49.01
9.	Phillips	Transmontaigne/Phillips	Manatee	MTC	Phillips	2/16/2007	F06	*	*	471.78	\$49.00
10.	Phillips	Transmontaigne/Phillips	Manatee	MTC	Phillips	2/19/2007	F06	*	*	473.33	\$47.72
11.	Phillips	Transmontaigne/Phillips	Manatee	MTC	Phillips	2/20/2007	F06	*	*	621.42	\$47.72
12.	Phillips	Transmontaigne/Phillips	Manatee	MTC	Phillips	2/21/2007	F06	*	*	626.05	\$47.72
13.	Phillips	Transmontaigne/Phillips	Manatee	MTC	Phillips	2/22/2007	F06	*	*	318.33	\$47.72
14.	Phillips	Transmontaigne/Phillips	Manatee	MTC	Phillips	2/23/2007	F06	*	*	313.73	\$47.72
15.	Phillips	Transmontaigne/Phillips	Manatee	MTC	Phillips	2/26/2007	F06	*	*	313.36	\$48.75

\* No analysis Taken  
FPSC FORM 423-1 (2/87)

MONTHLY REPORT OF COST AND QUALITY OF FUEL OIL FOR ELECTRIC PLANTS  
DETAIL OF INVOICE AND TRANSPORTATION CHARGES

1. Reporting Month: February Year: 2007  
2. Reporting Company: Tampa Electric Company

3. Name, Title & Telephone Number of Contact Person Concerning Data  
Submitted on this Form: Jeffrey Chronister, Assistant Controller  
(813) - 228 - 1609

4. Signature of Official Submitting Report:   
Jeffrey Chronister, Assistant Controller

5. Date Completed: April 16, 2007

Line No. (a)	Plant Name (b)	Supplier Name (c)	Delivery Location (d)	Delivery Date (e)	Type Oil (f)	Volume (Bbls) (g)	Invoice Price (\$/Bbl) (h)	Invoice Amount \$ (i)	Discount \$ (j)	Net Amount \$ (k)	Net Price (\$/Bbl) (l)	Quality Adjust. (\$/Bbl) (m)	Effective Purchase Price (\$/Bbl) (n)	Transport to Terminal (\$/Bbl) (o)	Add'l Transport Charges (\$/Bbl) (p)	Other Charges (\$/Bbl) (q)	Delivered Price (\$/Bbl) (r)
1.	Phillips	Transmontaigne/Phillips	Phillips	2/19/2007	F02	355.19	\$79.86	28,366.63	\$0.00	28,366.63	\$79.86	\$0.00	\$79.86	\$0.00	\$0.00	\$0.00	\$79.86
2.	Phillips	Transmontaigne/Phillips	Phillips	2/7/2007	F06	471.72	\$47.21	22,270.35	\$0.00	22,270.35	\$47.21	\$0.00	\$47.21	\$0.00	\$0.00	\$0.00	\$47.21
3.	Phillips	Transmontaigne/Phillips	Phillips	2/8/2007	F06	466.94	\$47.21	22,044.70	\$0.00	22,044.70	\$47.21	\$0.00	\$47.21	\$0.00	\$0.00	\$0.00	\$47.21
4.	Phillips	Transmontaigne/Phillips	Phillips	2/9/2007	F06	307.10	\$47.21	14,498.49	\$0.00	14,498.49	\$47.21	\$0.00	\$47.21	\$0.00	\$0.00	\$0.00	\$47.21
5.	Phillips	Transmontaigne/Phillips	Phillips	2/12/2007	F06	627.46	\$49.00	30,748.63	\$0.00	30,748.63	\$49.00	\$0.00	\$49.00	\$0.00	\$0.00	\$0.00	\$49.00
6.	Phillips	Transmontaigne/Phillips	Phillips	2/13/2007	F06	621.88	\$49.01	30,475.21	\$0.00	30,475.21	\$49.00	\$0.00	\$49.00	\$0.00	\$0.00	\$0.00	\$49.00
7.	Phillips	Transmontaigne/Phillips	Phillips	2/14/2007	F06	619.69	\$49.01	30,367.91	\$0.00	30,367.91	\$49.00	\$0.00	\$49.00	\$0.00	\$0.00	\$0.00	\$49.00
8.	Phillips	Transmontaigne/Phillips	Phillips	2/15/2007	F06	468.14	\$49.01	22,941.20	\$0.00	22,941.20	\$49.01	\$0.00	\$49.01	\$0.00	\$0.00	\$0.00	\$49.01
9.	Phillips	Transmontaigne/Phillips	Phillips	2/16/2007	F06	471.78	\$49.01	23,119.57	\$0.00	23,119.57	\$49.00	\$0.00	\$49.00	\$0.00	\$0.00	\$0.00	\$49.00
10.	Phillips	Transmontaigne/Phillips	Phillips	2/19/2007	F06	473.33	\$47.72	22,585.87	\$0.00	22,585.87	\$47.72	\$0.00	\$47.72	\$0.00	\$0.00	\$0.00	\$47.72
11.	Phillips	Transmontaigne/Phillips	Phillips	2/20/2007	F06	621.42	\$47.72	29,652.27	\$0.00	29,652.27	\$47.72	\$0.00	\$47.72	\$0.00	\$0.00	\$0.00	\$47.72
12.	Phillips	Transmontaigne/Phillips	Phillips	2/21/2007	F06	626.05	\$47.72	29,873.18	\$0.00	29,873.18	\$47.72	\$0.00	\$47.72	\$0.00	\$0.00	\$0.00	\$47.72
13.	Phillips	Transmontaigne/Phillips	Phillips	2/22/2007	F06	318.33	\$47.72	15,189.73	\$0.00	15,189.73	\$47.72	\$0.00	\$47.72	\$0.00	\$0.00	\$0.00	\$47.72
14.	Phillips	Transmontaigne/Phillips	Phillips	2/23/2007	F06	313.73	\$47.72	14,970.24	\$0.00	14,970.24	\$47.72	\$0.00	\$47.72	\$0.00	\$0.00	\$0.00	\$47.72
15.	Phillips	Transmontaigne/Phillips	Phillips	2/26/2007	F06	313.36	\$48.75	15,275.34	\$0.00	15,275.34	\$48.75	\$0.00	\$48.75	\$0.00	\$0.00	\$0.00	\$48.75

\* No analysis Taken  
FPSC FORM 423-1(a) (2/87)


DECLASSIFIED

CONFIDENTIAL

MONTHLY REPORT OF COST AND QUALITY OF FUEL OIL FOR ELECTRIC PLANTS  
 REPORT OF ADJUSTMENTS TO PREVIOUS OIL DELIVERIES

1. Reporting Month: February Year: 2007  
 2. Reporting Company: Tampa Electric Company

3. Name, Title & Telephone Number of Contact Person Concerning Data  
 Submitted on this Form: Jeffrey Chronister, Director Financial Reporting  
 (813) - 228 - 1609

4. Signature of Official Submitting Report:   
 Jeffrey Chronister, Assistant Controller

5. Date Completed: April 16, 2007

Line No. (a)	Month Reported (b)	Form Plant Name (c)	Supplier (d)	Original Line Number (e)	Old Volume (Bbls) (f)	Form No. (g)	Column Designator & Title (h)	Old Value (i)	New Value (j)	New Delivered Price (\$/Bbls) (k)	Reason for Revision (l)
-----------------	-----------------------	------------------------	-----------------	-----------------------------	--------------------------	-----------------	----------------------------------	------------------	------------------	--------------------------------------	----------------------------

None.

MONTHLY REPORT OF COST AND QUALITY OF COAL FOR ELECTRIC PLANTS  
ORIGIN, TONNAGE, DELIVERED PRICE AND AS RECEIVED QUALITY

1. Reporting Month: February Year: 2007

2. Reporting Company: Tampa Electric Company

3. Plant Name: TECO Bulk Terminal Transfer Facility - Big Bend Station (1)

4. Name, Title & Telephone Number of Contact Person Concerning Data  
Submitted on this Form: Jeffrey Chronister, Assistant Controller  
(813) 228 - 1609

5. Signature of Official Submitting Form:  Jeffrey Chronister, Assistant Controller

6. Date Completed: April 16, 2007

Line No. (a)	Supplier Name (b)	Mine Location (c)	Purchase Type (d)	Transport Mode (e)	Tons (f)	Effective Purchase Price (\$/Ton) (g)	Total Transport Charges (\$/Ton) (h)	Delivered Price Transfer Facility (\$/Ton) (i)	As Received Coal Quality			
									Sulfur Content % (j)	BTU Content (BTU/lb) (k)	Ash Content % (l)	Moisture Content % (m)
1.	Alliance Coal	10,IL,193	LTC	RB	35,838.50	\$38.43	\$10.47	\$48.90	2.96	11,939	7.19	11.27
2.	Coal Sales	10,IL,157	LTC	RB	12,261.27	\$30.94	\$10.75	\$41.69	2.87	10,924	8.20	14.54
3.	Dodge Hill Mining	9,KY,225	LTC	RB	59,707.80	\$42.65	\$10.08	\$52.73	2.55	12,608	9.09	6.98
4.	American Coal	10,IL,165	S	RB	23,668.63	\$45.00	\$8.91	\$53.91	1.19	11,808	6.72	12.80
5.	Dodge Hill Mining	9,KY,225	LTC	RB	54,155.20	\$43.15	\$10.08	\$53.23	2.59	12,738	8.87	6.53
6.	Knight Hawk	10,IL,77&145	LTC	RB	48,857.86	\$29.94	\$10.83	\$40.77	3.38	11,155	9.07	12.53
7.	Synthetic American Fuel	10, IL, 165	LTC	RB	84,608.30	\$31.32	\$10.15	\$41.47	2.94	12,025	8.86	9.68
8.	SMCC	9, KY, 233	S	RB	28,019.50	\$32.00	\$11.88	\$43.88	2.78	11,467	10.60	11.05
9.	Phoenix	9,KY,177	S	RB	29,753.50	\$25.50	\$12.44	\$37.94	3.64	11,300	12.16	9.99
10.	Alliance Coal	9,KY,107	LTC	RB	38,228.30	\$38.43	\$9.84	\$48.27	2.96	11,939	7.19	11.27
11.	CMC-Columbia	45, Columbia, 999	LTC	OB	11,402.00	\$52.10	\$1.55	\$53.65	0.72	10,612	12.31	13.10
12.	CMC-Columbia	45, Columbia, 999	LTC	OB	22,423.00	\$52.21	\$1.55	\$53.76	0.72	10,612	12.31	13.10

(1) As TECO Bulk Terminal Transfer Facility is a central storage site for coal prior to its delivery to the power plant, the coal from suppliers noted on this schedule is usually delivered to Big Bend Station but could ultimately be delivered to Polk Station.

**DECLASSIFIED**  
**CONFIDENTIAL**


MONTHLY REPORT OF COST AND QUALITY OF COAL FOR ELECTRIC PLANTS  
 DETAILED PURCHASED COAL INVOICE INFORMATION

1. Reporting Month: February Year: 2007

2. Reporting Company: Tampa Electric Company

3. Plant Name: TECO Bulk Terminal Transfer Facility - Big Bend Station (1)

4. Name, Title & Telephone Number of Contact Person Concerning Data  
 Submitted on this Form: Jeffrey Chronister, Assistant Controller  
 (813) - 228 - 1609

5. Signature of Official Submitting Form:   
 Jeffrey Chronister, Assistant Controller

6. Date Completed: April 16, 2007

Line No. (a)	Supplier Name (b)	Mine Location (c)	Purchase Type (d)	Tons (e)	F.O.B. (2) Mine Price (\$/Ton) (f)	Shorthaul & Loading Charges (\$/Ton) (g)	Original Invoice Price (\$/Ton) (h)	Retro-active Price Adjustments (\$/Ton) (i)	Base Price (\$/Ton) (j)	Quality Adjust-ments (\$/Ton) (k)	Effective Purchase Price (\$/Ton) (l)
1.	Alliance Coal	10,IL,193	LTC	35,838.50	N/A	\$0.00	\$38.43	\$0.00	\$38.43	\$0.00	\$38.43
2.	Coal Sales	10,IL,157	LTC	12,261.27	N/A	\$0.00	\$30.94	\$0.00	\$30.94	\$0.00	\$30.94
3.	Dodge Hill Mining	9,KY,225	LTC	59,707.80	N/A	\$0.00	\$42.65	\$0.00	\$42.65	\$0.00	\$42.65
4.	American Coal	10,IL,165	S	23,668.63	N/A	\$0.00	\$45.00	\$0.00	\$45.00	\$0.00	\$45.00
5.	Dodge Hill Mining	9,KY,225	LTC	54,155.20	N/A	\$0.00	\$43.15	\$0.00	\$43.15	\$0.00	\$43.15
6.	Knight Hawk	10,IL,77&145	LTC	48,857.86	N/A	\$0.00	\$29.94	\$0.00	\$29.94	\$0.00	\$29.94
7.	Synthetic American Fuel	10, IL, 165	LTC	84,608.30	N/A	\$0.00	\$31.92	(\$0.60)	\$31.32	\$0.00	\$31.32
8.	SMCC	9, KY, 233	S	28,019.50	N/A	\$0.00	\$32.00	\$0.00	\$32.00	\$0.00	\$32.00
9.	Phoenix	9,KY,177	S	29,753.50	N/A	\$0.00	\$25.50	\$0.00	\$25.50	\$0.00	\$25.50
10.	Alliance Coal	9,KY,107	LTC	38,228.30	N/A	\$0.00	\$38.43	\$0.00	\$38.43	\$0.00	\$38.43
11.	CMC-Columbia	45, Columbia, 999	LTC	11,402.00	N/A	\$0.00	\$52.10	\$0.00	\$52.10	\$0.00	\$52.10
12.	CMC-Columbia	45, Columbia, 999	LTC	22,423.00	N/A	\$0.00	\$52.10	\$0.00	\$52.10	\$0.11	\$52.21

(1) As TECO Bulk Terminal Transfer Facility is a central storage site for coal prior to its delivery to the power plant, the coal from suppliers noted on this schedule is usually delivered to Big Bend Station but could ultimately be delivered to Polk Station.  
 (2) Tampa Electric purchases coal F.O.B. shipping point or F.O.B. destination.

**DECLASSIFIED**  
**CONFIDENTIAL**

MONTHLY REPORT OF COST AND QUALITY OF COAL FOR ELECTRIC PLANTS  
 DETAIL OF TRANSPORTATION CHARGES

1. Reporting Month: February Year: 2007

2. Reporting Company: Tampa Electric Company

3. Plant Name: TECO Bulk Terminal Transfer Facility - Big Bend Station (1)

4. Name, Title & Telephone Number of Contact Person Concerning Data  
 Submitted on this Form: Jeffrey Chronister, Assistant Controller  
 (813) 228 - 1609

5. Signature of Official Submitting Form:  Jeffrey Chronister, Assistant Controller

6. Date Completed: April 16, 2007

Line No. (a)	Supplier Name (b)	Mine Location (c)	Shipping Point (d)	Transport Mode (e)	Tons (f)	(2) Effective Purchase Price (\$/Ton) (g)	Add'l Shorthaul & Loading Charges (\$/Ton) (h)	Rail Rate (\$/Ton) (i)	Other Rail Charges (\$/Ton) (j)	River Barge Rate (\$/Ton) (k)	Trans-loading Rate (\$/Ton) (l)	Ocean Barge Rate (\$/Ton) (m)	Other Water Charges (\$/Ton) (n)	Other Related Charges (\$/Ton) (o)	Total Transportation Charges (\$/Ton) (p)	Delivered Price Transfer Facility (\$/Ton) (q)
1.	Alliance Coal	10,IL,193	White Cnty., IL	RB	35,838.50	\$38.43	\$0.00	\$0.00	\$0.00	\$10.47	\$0.00	\$0.00	\$0.00	\$0.00	\$10.47	\$48.90
2.	Coal Sales	10,IL,157	Randolph Cnty., IL	RB	12,261.27	\$30.94	\$0.00	\$0.00	\$0.00	\$10.75	\$0.00	\$0.00	\$0.00	\$0.00	\$10.75	\$41.69
3.	Dodge Hill Mining	9,KY,225	Union Cnty., KY	RB	59,707.80	\$42.65	\$0.00	\$0.00	\$0.00	\$10.08	\$0.00	\$0.00	\$0.00	\$0.00	\$10.08	\$52.73
4.	American Coal	10,IL,165	Saline Cnty., IL	RB	23,668.63	\$45.00	\$0.00	\$0.00	\$0.00	\$8.91	\$0.00	\$0.00	\$0.00	\$0.00	\$8.91	\$53.91
5.	Dodge Hill Mining	9,KY,225	Union Cnty, KY	RB	54,155.20	\$43.15	\$0.00	\$0.00	\$0.00	\$10.08	\$0.00	\$0.00	\$0.00	\$0.00	\$10.08	\$53.23
6.	Knight Hawk	10,IL,77&145	Jackson & Perry Cnty., IL	RB	48,857.86	\$29.94	\$0.00	\$0.00	\$0.00	\$10.83	\$0.00	\$0.00	\$0.00	\$0.00	\$10.83	\$40.77
7.	Synthetic American Fuel	10, IL,165	Saline Cnty., IL	RB	84,608.30	\$31.32	\$0.00	\$0.00	\$0.00	\$10.15	\$0.00	\$0.00	\$0.00	\$0.00	\$10.15	\$41.47
8.	SMCC	9, KY, 233	Webster Cnty., KY	RB	28,019.50	\$32.00	\$0.00	\$0.00	\$0.00	\$11.88	\$0.00	\$0.00	\$0.00	\$0.00	\$11.88	\$43.88
9.	Phoenix	9,KY,177	Muhlenberg Cnty., KY	RB	29,753.50	\$25.50	\$0.00	\$0.00	\$0.00	\$12.44	\$0.00	\$0.00	\$0.00	\$0.00	\$12.44	\$37.94
10.	Alliance Coal	9,KY,107	Hopkins Cnty., IL	RB	38,228.30	\$38.43	\$0.00	\$0.00	\$0.00	\$9.84	\$0.00	\$0.00	\$0.00	\$0.00	\$9.84	\$48.27
11.	CMC-Columbia	45, Columbia, 999	N/A	OB	11,402.00	\$52.10	\$0.00	\$0.00	\$0.00	\$0.00	\$0.00	\$0.00	\$0.00	\$1.55	\$1.55	\$53.65
12.	CMC-Columbia	45, Columbia, 999	N/A	OB	22,423.00	\$52.21	\$0.00	\$0.00	\$0.00	\$0.00	\$0.00	\$0.00	\$0.00	\$1.55	\$1.55	\$53.76

(1) As TECO Bulk Terminal Transfer Facility is a central storage site for coal prior to its delivery to the power plant, the coal from suppliers noted on this schedule is usually delivered to Big Bend Station but could ultimately be delivered to Polk Station.

(2) Tampa Electric purchases coal F.O.B. shipping point or F.O.B. destination.

**DECLASSIFIED**  
**CONFIDENTIAL**

**\*\* SPECIFIED CONFIDENTIAL \*\***

FPSC Form 423-2


MONTHLY REPORT OF COST AND QUALITY OF COAL FOR ELECTRIC PLANTS  
ORIGIN, TONNAGE, DELIVERED PRICE AND AS RECEIVED QUALITY

1. Reporting Month: February Year: 2007

2. Reporting Company: Tampa Electric Company

3. Plant Name: TECO Bulk Terminal Transfer Facility - Polk Station (1)

4. Name, Title & Telephone Number of Contact Person Concerning Data  
Submitted on this Form: Jeffrey Chronister, Assistant Controller  
(813) 228 - 1609

5. Signature of Official Submitting Form:   
Jeffrey Chronister, Assistant Controller

6. Date Completed: April 16, 2007

Line No. (a)	Supplier Name (b)	Mine Location (c)	Purchase Type (d)	Transport Mode (e)	Tons (f)	Effective Purchase Price (\$/Ton) (g)	Total Transport Charges (\$/Ton) (h)	Delivered Price Transfer Facility (\$/Ton) (i)	As Received Coal Quality			
									Sulfur Content % (j)	BTU Content (BTU/lb) (k)	Ash Content % (l)	Moisture Content % (m)
1.	SSM Petcoke	N/A	S	RB	70,074.69	\$43.47	\$3.75	\$47.22	4.81	14,066	0.29	7.58

(1) As TECO Bulk Terminal Transfer Facility is a central storage site for coal prior to its delivery to the power plant, the coal from suppliers noted on this schedule is usually delivered to Polk Station but could ultimately be delivered to Big Bend Station.

**DECLASSIFIED**

**CONFIDENTIAL**



\*\* SPECIFIED CONFIDENTIAL \*\*

FPSC Form 423-2(a)

MONTHLY REPORT OF COST AND QUALITY OF COAL FOR ELECTRIC PLANTS  
DETAILED PURCHASED COAL INVOICE INFORMATION

- |   |   |
|---|---|
| 1. Reporting Month: February Year: 2007<br>2. Reporting Company: Tampa Electric Company<br>3. Plant Name: TECO Bulk Terminal Transfer Facility - Polk Station (1) | 4. Name, Title & Telephone Number of Contact Person Concerning Data<br>Submitted on this Form: Jeffrey Chronister, Assistant Controller<br>(813) - 228 - 1609<br>5. Signature of Official Submitting Form: <br>Jeffrey Chronister, Assistant Controller<br>6. Date Completed: April 16, 2007 |
|---|---|

Line No. (a)	Supplier Name (b)	Mine Location (c)	Purchase Type (d)	Tons (e)	F.O.B. (2) Mine Price (\$/Ton) (f)	Shorthaul & Loading Charges (\$/Ton) (g)	Original Invoice Price (\$/Ton) (h)	Retro-active Price Adjustments (\$/Ton) (i)	Base Price (\$/Ton) (j)	Quality Adjustments (\$/Ton) (k)	Effective Purchase Price (\$/Ton) (l)
1.	SSM Petcoke	N/A	S	70,074.69	N/A	\$0.00	\$43.47	\$0.00	\$43.47	\$0.00	\$43.47

(1) As TECO Bulk Terminal Transfer Facility is a central storage site for coal prior to its delivery to the power plant, the coal from suppliers noted on this schedule is usually delivered to Polk Station but could ultimately be delivered to Big Bend Station.

(2) Tampa Electric purchases coal F.O.B. shipping point or F.O.B. destination.


**DECLASSIFIED**  
**CONFIDENTIAL**

**\*\* SPECIFIED CONFIDENTIAL \*\***

MONTHLY REPORT OF COST AND QUALITY OF COAL FOR ELECTRIC PLANTS  
 DETAIL OF TRANSPORTATION CHARGES

- 1. Reporting Month: February Year: 2007
- 2. Reporting Company: Tampa Electric Company
- 3. Plant Name: TECO Bulk Terminal Transfer Facility - Polk Station (1)

4. Name, Title & Telephone Number of Contact Person Concerning Data  
 Submitted on this Form: Jeffrey Chronister, Assistant Controller  
 (813) 228 - 1609

5. Signature of Official Submitting Form:   
 Jeffrey Chronister, Assistant Controller

6. Date Completed: April 16, 2007

Line No. (a)	Supplier Name (b)	Mine Location (c)	Shipping Point (d)	Transport Mode (e)	Tons (f)	Rail Charges		Waterborne Charges					Total Transportation Charges (p)	Delivered Price Facility (q)		
						Effective Purchase Price (\$/Ton) (g)	Add'l Shorthaul & Loading Charges (\$/Ton) (h)	Rail Rate (\$/Ton) (i)	Other Rail Charges (\$/Ton) (j)	River Barge Rate (\$/Ton) (k)	Trans-loading Rate (\$/Ton) (l)	Ocean Barge Rate (\$/Ton) (m)			Other Water Charges (\$/Ton) (n)	Other Related Charges (\$/Ton) (o)
1.	SSM Petcoke	N/A	Davant, La.	RB	70,074.69	\$43.47	\$0.00	\$0.00	\$0.00	\$3.75	\$0.00	\$0.00	\$0.00	\$0.00	\$3.75	\$47.22

(1) As TECO Bulk Terminal Transfer Facility is a central storage site for coal prior to its delivery to the power plant, the coal from suppliers noted on this schedule is usually delivered to Polk Station but could ultimately be delivered to Big Bend Station.

**DECLASSIFIED**


**CONFIDENTIAL**

FPSC Form 423-2

MONTHLY REPORT OF COST AND QUALITY OF COAL FOR ELECTRIC PLANTS  
ORIGIN, TONNAGE, DELIVERED PRICE AND AS RECEIVED QUALITY

- 1. Reporting Month: February Year: 2007
- 2. Reporting Company: Tampa Electric Company
- 3. Plant Name: Big Bend Station

4. Name, Title & Telephone Number of Contact Person Concerning Data  
Submitted on this Form: Jeffrey Chronister, Assistant Controller  
(813) 228 - 1609

5. Signature of Official Submitting Form:   
Jeffrey Chronister, Assistant Controller

6. Date Completed: April 16, 2007


Line No. (a)	Supplier Name (b)	Mine Location (c)	Purchase Type (d)	Transport Mode (e)	Tons (f)	Effective Purchase Price (\$/Ton) (g)	Total Transport Charges (\$/Ton) (h)	FOB Plant Price (\$/Ton) (i)	As Received Coal Quality			
									Sulfur Content % (j)	BTU Content (BTU/lb) (k)	Ash Content % (l)	Moisture Content % (m)
1.	Transfer Facility	N/A	N/A	OB	107,591.00	\$46.72	\$12.99	\$59.71	2.68	12,130	8.46	9.55

**DECLASSIFIED**  
**CONFIDENTIAL**

MONTHLY REPORT OF COST AND QUALITY OF COAL FOR ELECTRIC PLANTS  
 DETAILED PURCHASED COAL INVOICE INFORMATION

- 1. Reporting Month: February Year: 2007
- 2. Reporting Company: Tampa Electric Company
- 3. Plant Name: Big Bend Station

4. Name, Title & Telephone Number of Contact Person Concerning Data  
 Submitted on this Form: Jeffrey Chronister, Assistant Controller  
 (813) 228 - 1609

5. Signature of Official Submitting Form:   
 Jeffrey Chronister, Assistant Controller

6. Date Completed: April 16, 2007

Line No. (a)	Supplier Name (b)	Mine Location (c)	Purchase Type (d)	Tons (e)	F.O.B. Mine Price (\$/Ton) (f)	Shorthaul & Loading Charges (\$/Ton) (g)	Original Invoice Price (\$/Ton) (h)	Retro-active Price Adjustments (\$/Ton) (i)	Base Price (\$/Ton) (j)	Quality Adjustments (\$/Ton) (k)	Effective Purchase Price (\$/Ton) (l)
1.	Transfer Facility	N/A	N/A	107,591.00	N/A	\$0.00	\$46.72	\$0.00	\$46.72	\$0.00	\$46.72

**DECLASSIFIED**  
**CONFIDENTIAL**

MONTHLY REPORT OF COST AND QUALITY OF COAL FOR ELECTRIC PLANTS  
 DETAIL OF TRANSPORTATION CHARGES

1. Reporting Month: February Year: 2007

2. Reporting Company: Tampa Electric Company

3. Plant Name: Big Bend Station (1)

4. Name, Title & Telephone Number of Contact Person Concerning Data  
 Submitted on this Form: Jeffrey Chronister, Assistant Controller  
 (813) 228 - 1609

5. Signature of Official Submitting Form:   
 Jeffrey Chronister, Assistant Controller

6. Date Completed: April 16, 2007

Line No. (a)	Supplier Name (b)	Mine Location (c)	Shipping Point (d)	Transport Mode (e)	Tons (f)	Effective Purchase Price (\$/Ton) (g)	Add'l Shorthaul & Loading (\$/Ton) (h)	Rail Charges		Waterborne Charges					Total Transportation Charges (\$/Ton) (p)	FOB Plant Price (\$/Ton) (q)
								Rail Rate (\$/Ton) (i)	Other Rail Charges (\$/Ton) (j)	River Barge Rate (\$/Ton) (k)	Trans-loading Rate (\$/Ton) (l)	Ocean Barge Rate (\$/Ton) (m)	Other Water Charges (\$/Ton) (n)	Other Related Charges (\$/Ton) (o)		
1.	Transfer Facility	N/A	Davant, La.	OB	107,591.00	\$46.72	\$0.00	\$0.00	\$0.00	\$0.00	\$0.00	\$12.99	\$0.00	\$0.00	\$12.99	\$59.71

(1) The Ocean Barge Rate (\$/Ton) reported in column (m) includes terminal charges incurred at TECO Bulk Terminal and ocean shipping charges.

**DECLASSIFIED**  
**CONFIDENTIAL**


\*\* SPECIFIED CONFIDENTIAL \*\*

FPSC Form 423-2

MONTHLY REPORT OF COST AND QUALITY OF COAL FOR ELECTRIC PLANTS  
ORIGIN, TONNAGE, DELIVERED PRICE AND AS RECEIVED QUALITY

- 1. Reporting Month: February Year: 2007
- 2. Reporting Company: Tampa Electric Company
- 3. Plant Name: Polk Station

4. Name, Title & Telephone Number of Contact Person Concerning Data  
Submitted on this Form: Jeffrey Chronister, Assistant Controller  
(813) 228 - 1609

5. Signature of Official Submitting Form:   
Jeffrey Chronister, Assistant Controller

6. Date Completed: April 16, 2007

Line No. (a)	Supplier Name (b)	Mine Location (c)	Purchase Type (d)	Transport Mode (e)	Tons (f)	Effective Purchase Price (\$/Ton) (g)	Total Transport Charges (\$/Ton) (h)	FOB Plant Price (\$/Ton) (i)	As Received Coal Quality			
									Sulfur Content % (j)	BTU Content (BTU/lb) (k)	Ash Content % (l)	Moisture Content % (m)
1.	Transfer facility	N/A	N/A	OB	62,876.39	\$54.87	\$11.16	\$66.03	2.61	11,783	8.81	12.30
2.	CMC-Columbia	45, Columbia, 999	LTC	OB	19,950.00	\$52.10	\$0.00	\$52.10	0.72	10,612	12.31	13.10

**DECLASSIFIED**  
**CONFIDENTIAL**

**\*\* SPECIFIED CONFIDENTIAL \*\***


MONTHLY REPORT OF COST AND QUALITY OF COAL FOR ELECTRIC PLANTS  
 DETAILED PURCHASED COAL INVOICE INFORMATION

1. Reporting Month: February Year: 2007

2. Reporting Company: Tampa Electric Company

3. Plant Name: Polk Station

4. Name, Title & Telephone Number of Contact Person Concerning Data  
 Submitted on this Form: Jeffrey Chronister, Assistant Controller  
 (813) 228 - 1609

5. Signature of Official Submitting Form:   
 Jeffrey Chronister, Assistant Controller

6. Date Completed: April 16, 2007

Line No. (a)	Supplier Name (b)	Mine Location (c)	Purchase Type (d)	Tons (e)	F.O.B. Mine Price (\$/Ton) (f)	Shorthaul & Loading Charges (\$/Ton) (g)	Original Invoice Price (\$/Ton) (h)	Retro-active Price Adjustments (\$/Ton) (i)	Base Price (\$/Ton) (j)	Quality Adjustments (\$/Ton) (k)	Effective Purchase Price (\$/Ton) (l)
1.	Transfer facility	N/A	N/A	62,876.39	N/A	\$0.00	\$54.87	\$0.00	\$54.87	\$0.00	\$54.87
2.	CMC-Columbia	45, Columbia, 999	LTC	19,950.00	N/A	\$0.00	\$52.10	\$0.00	\$52.10	\$0.00	\$52.10

**DECLASSIFIED**

**CONFIDENTIAL**

\*\* SPECIFIED CONFIDENTIAL \*\*

FPSC Form 423-2(b)

MONTHLY REPORT OF COST AND QUALITY OF COAL FOR ELECTRIC PLANTS  
DETAIL OF TRANSPORTATION CHARGES

1. Reporting Month: February Year: 2007

2. Reporting Company: Tampa Electric Company

3. Plant Name: Polk Station

4. Name, Title & Telephone Number of Contact Person Concerning Data  
Submitted on this Form: Jeffrey Chronister, Assistant Controller  
(813) 228 - 1609

5. Signature of Official Submitting Form:   
Jeffrey Chronister, Assistant Controller

6. Date Completed: April 16, 2007

Line No. (a)	Supplier Name (b)	Mine Location (c)	Shipping Point (d)	Transport Mode (e)	Tons (f)	Effective Purchase Price (\$/Ton) (g)	Add'l Shorthaul & Loading Charges (\$/Ton) (h)	Rail Charges		Waterborne Charges					Total Transportation Charges (\$/Ton) (p)	FOB Plant Price (\$/Ton) (q)
								Rail Rate (\$/Ton) (i)	Other Rail Charges (\$/Ton) (j)	River Barge Rate (\$/Ton) (k)	Trans-loading Rate (\$/Ton) (l)	Ocean Barge Rate (\$/Ton) (m)	Other Water Charges (\$/Ton) (n)	Other Related Charges (\$/Ton) (o)		
1.	Transfer facility	N/A	N/A	OB	62,876.39	\$54.87	\$0.00	\$0.00	\$0.00	\$0.00	\$0.00	\$5.60	\$0.00	\$5.56	\$11.16	\$66.03
2.	CMC-Columbia	45, Columbia, 999	N/A	OB	19,950.00	\$52.10	\$0.00	\$0.00	\$0.00	\$0.00	\$0.00	\$0.00	\$0.00	\$0.00	\$0.00	\$52.10

**DECLASSIFIED**  
**CONFIDENTIAL**



