



**Progress Energy**

**ORIGINAL**

RECEIVED FPSC  
09 MAY 25 PM 1:40  
COMMISSION  
CLERK

May 24, 2007

Ms. Ann Cole  
Commission Clerk  
Florida Public Service Commission  
2540 Shumard Oak Boulevard  
Tallahassee, Florida 32399-0850

Re: Docket No. 070001-EI

Dear Ms. Cole:

Enclosed for filing on behalf of Progress Energy Florida, Inc. are an original plus ten (10) copies of FPSC 423 forms for the month of March 2007. Forms 423-1A, 423-2, 423-2A, 423-2B, and 423-2C contained in this filing have been edited to delete certain confidential information. Progress Energy Florida, Inc.'s Request for Specified Confidential Treatment, which includes an unedited copy of the 423 forms, has been submitted for filing this date under separate cover.

Please acknowledge your receipt and filing of the above on the enclosed copy of this letter and return same to me.

Very truly yours,

John Burnett  
Associate General Counsel

JB/sc  
Enclosures  
cc: Parties of record


RECEIVED & FILED  
  
FPSC-BUREAU OF RECORDS

**Progress Energy Florida, Inc.**

CERTIFICATE OF SERVICE

Docket No. 070001-EI

I HEREBY CERTIFY that a true copy of Progress Energy Florida, Inc.'s FPSC 423 Forms for the month of March 2007 have been furnished to the following individuals by regular U.S. Mail this 24<sup>th</sup> day of May 2007.

  
\_\_\_\_\_  
Attorney

James W. Brew  
Brickfield, Burchette, Ritts & Stone, P.C.  
1025 Thomas Jefferson St. NW  
8<sup>th</sup> Floor, West Tower  
Washington, DC 20007-5201

Keino Young  
Lisa Bennett, Esq.  
Florida Public Service Commission  
2540 Shumard Oak Blvd.  
Tallahassee, FL 32399-0850

Lee L. Willis, Esq.  
James D. Beasley, Esq.  
Ausley & McMullen  
P.O. Box 391  
Tallahassee, FL 32302

Susan D. Ritenour  
Gulf Power Company  
One Energy Place  
Pensacola, FL 32520-0780

Jeffrey A. Stone  
Russell A. Badders  
Steven R. Griffin  
Beggs & Lane  
P.O. Box 12950  
Pensacola, FL 32591

Ms. Paula K. Brown  
Regulatory Affairs  
Tampa Electric Company  
P.O. Box 111  
Tampa, FL 33601-0111

Norman Horton, Jr.  
Messer, Caparello & Self, P.A.  
P.O. Box 15579  
Tallahassee, FL 32317

Joseph A. McGlothlin, Esq.  
Office of Public Counsel  
111 W. Madison St., Room 812  
Tallahassee, FL 32399

Florida Industrial Power Users Group  
c/o John W. McWhirter, Jr.  
McWhirter Reeves  
400 North Tampa Street, Suite 2450  
Tampa, FL 33602

Ms. Cheryl Martin  
Florida Public Utilities Company  
P.O. Box 3395  
West Palm Beach, FL 33402-3395

Florida Power & Light Co.  
Bill Walker  
215 S. Mondroe Street, Suite 810  
Tallahassee, Florida 32301

Florida Power & Light Co.  
R. Wade Litchfield  
John T. Butler  
700 Universe Blvd.  
Juno Beach, FL 33408-0420

FPSC FORM 423-1

MONTHLY REPORT OF COST AND QUALITY OF FUEL FOR ELECTRIC PLANTS  
 - ORIGIN, VOLUME, DELIVERED PRICE AND AS RECEIVED QUALITY

1. REPORTING MONTH: 03/2007  
 2. REPORTING COMPANY: FLORIDA POWER CORPORATION

3. NAME, TITLE, TELEPHONE NUMBER OF CONTACT PERSON CONCERNING DATA  
 SUBMITTED ON THIS FORM: DAPHNE INGRAM, SR. BUS. FIN. ANALYST (919) 546-7908 *DPI*

4. SIGNATURE OF OFFICIAL SUBMITTED REPORT: *Joel Rutledge*  
 JOEL RUTLEDGE  
 LEAD BUS. FIN. ANALYST

5. DATE COMPLETED: 05/08/2007

LINE NO.	PLANT NAME	SUPPLIER NAME	SHIPPING POINT	PURCHASE TYPE	DELIVERY LOCATION	DELIVERY DATE	DELIVERY TYPE	SULFUR CONTENT (%)	BTU CONTENT (Btu/gal)	VOLUME (Bbls)	DELIVERED PRICE (\$/Bbl)
(a)	(b)	(c)	(d)	(e)	(f)	(g)	(h)	(i)	(j)	(k)	(l)
1	Anclote	Transfer Facility	Martin Gas Terminal	N/A	FOB PLANT	03/2007	FO2	0.34	138,989	352	\$41.8101
2	Bartow Steam Plant	RIO Energy International Inc.	Houston, TX	MTC	FOB TERMINAL	03/2007	FO6	0.87	157,448	347,222	\$52.0539
3	Crystal River	Transfer Facility	Martin Gas Terminal	N/A	FOB PLANT	03/2007	FO2	0.37	138,853	5,038	\$24.6237
4	University of Florida	BP Products North America Inc	Jacksonville, FL	MTC	FOB PLANT	03/2007	FO2	0.00	137,000	890	\$92.8252
5	University of Florida	Colonial Oil Industries Inc.	Jacksonville, FL	S	FOB PLANT	03/2007	FO2	0.00	137,000	4,816	\$85.8385

FPSC FORM 423-1(A)

MONTHLY REPORT OF COST AND QUALITY OF FUEL FOR ELECTRIC PLANTS  
ORIGIN, VOLUME, DELIVERED PRICE AND AS RECEIVED QUALITY

**SPECIFIED**

**CONFIDENTIAL**

1. REPORTING MONTH: 03/2007

2. REPORTING COMPANY: FLORIDA POWER CORPORATION

3. NAME, TITLE, TELEPHONE NUMBER OF CONTACT PERSON CONCERNING DATA

SUBMITTED ON THIS FORM: DAPHNE INGRAM, SR. BUS. FIN. ANALYST (919) 546-7908

4. SIGNATURE OF OFFICIAL SUBMITTED REPORT: \_\_\_\_\_

JOEL RUTLEDGE  
LEAD BUS. FIN. ANALYST

5. DATE COMPLETED: 05/08/2007

LINE NO.	PLANT NAME	SUPPLIER NAME	DELIVERY LOCATION	DELIVERY DATE	TYPE OIL	VOLUME (Bbbs)	EFFECTIVE TRANSPORT											
							INVOICE PRICE (\$/Bbbs)	INVOICE AMOUNT (\$)	DISCOUNT (\$)	NET AMOUNT (\$)	NET PRICE (\$/Bbbs)	QUALITY ADJUST (\$/Bbbs)	PURCHASE PRICE (\$/Bbbs)	TO TERMINAL (\$/Bbbs)	ADDITIONAL TRANSPORT (\$/Bbbs)	OTHER CHARGES (\$/Bbbs)	DELIVERED PRICE (\$/Bbbs)	
(a)	(b)	(c)	(d)	(e)	(f)	(g)	(h)	(i)	(j)	(k)	(l)	(m)	(n)	(o)	(p)	(q)	(r)	
1	Anclote	Transfer Facility	FOB PLANT	03/2007	FO2	352										\$2.70		\$41.81
2	Bartow Steam Plant	RIO Energy International Inc.	FOB TERMINAL	03/2007	FO6	347,222										\$0.00		\$52.05
3	Crystal River	Transfer Facility	FOB PLANT	03/2007	FO2	5,038										\$3.97		\$24.62
4	University of Florida	BP Products North America Inc	FOB PLANT	03/2007	FO2	890										\$0.00		\$92.83
5	University of Florida	Colonial Oil Industries Inc.	FOB PLANT	03/2007	FO2	4,816										\$0.00		\$85.84

MONTHLY REPORT OF COST AND QUALITY OF COAL FOR ELECTRIC PLANTS  
ORIGIN, TONNAGE, DELIVERED PRICE AND AS RECEIVED QUALITY

**SPECIFIED  
CONFIDENTIAL**

1. Report for: Mo. 03/2007  
2. Reporting Company: Florida Power Corporation  
3. Plant Name: Crystal River 1 & 2

4. NAME, TITLE, TELEPHONE NUMBER OF CONTACT PERSON CONCERNING DATA  
SUBMITTED ON THIS FORM: Jon Putnam, Business Financial Analyst, (919) 546-6368

5. Signature of Official Submitting Report : Joel Rutledge  
Joel Rutledge - Lead Business Financial Analyst

6. DATE COMPLETED: 5/3/2007

Line No.	Supplier Name	Mine Location	Purchase Type	Transportation Mode	Tons	Effective Purchase Price (\$/Ton)	Total Transportation Cost (\$/Ton)	F.O.B. Plant Price (\$/Ton)	As Received Coal Quality			
									Percent Sulfur (%)	Btu Content (Btu/lb)	Percent Ash (%)	Percent Moisture (%)
(a)	(b)	(c)	(d)	(e)	(f)	(g)	(h)	(i)	(j)	(k)	(l)	(m)
1	B&W Resources Inc	8, KY, 51	MTC	UR	32,166			\$76.66	0.93	12,205	10.89	6.63
2	CAM Mining LLC - PEF	8, KY, 195	MTC	UR	21,828			\$81.54	1.01	12,530	11.70	5.40
3	Consol Energy Inc	8, KY, 119	MTC	UR	32,088			\$78.72	1.18	12,780	8.48	5.93
4	Constellation Energy Commodities Group Inc.	8, KY, 195	MTC	UR	32,637			\$79.02	0.88	12,597	10.97	5.55
5	ICG LLC	8, KY, 119	MTC	UR	11,029			\$72.15	1.12	12,453	10.82	5.98
6	Massey Utility Sales Company - PEF	8, KY, 195	MTC	UR	18,266			\$75.53	0.81	12,087	11.18	6.79
7	Trinity Coal Marketing LLC	8, KY, 193	LTC	UR	21,934			\$77.06	1.08	12,082	11.64	6.79

MONTHLY REPORT OF COST AND QUALITY OF COAL FOR ELECTRIC PLANTS  
ORIGIN, TONNAGE, DELIVERED PRICE AND AS RECEIVED QUALITY

**SPECIFIED  
CONFIDENTIAL**

1. Report for: Mo. 03/2007  
2. Reporting Company: Florida Power Corporation  
3. Plant Name: Crystal River 1 & 2

4. NAME, TITLE, TELEPHONE NUMBER OF CONTACT PERSON CONCERNING DATA  
SUBMITTED ON THIS FORM: Jon Putnam, Business Financial Analyst, (919) 546-6368

5. Signature of Official Submitting Report : Jon Putnam  
Jon Rutledge - Lead Business Financial Analyst

6. DATE COMPLETED: 5/3/2007

Line No.	Supplier Name	Mine Location	Purchase Type	Tons	F.O.B. Mine Price (\$/Ton)	Short Haul & Loading Charges (\$/Ton)	Original Invoice Price (\$/Ton)	Retro-active Price Inc(Dec) (\$/Ton)	Base Price (\$/Ton)	Quality Adjust-ments (\$/Ton)	Effective Purchase Price (\$/Ton)
(a)	(b)	(c)	(d)	(e)	(f)	(g)	(h)	(i)	(j)	(k)	(l)
1	B&W Resources Inc	8, KY, 51	MTC	32,166		N/A		\$0.00			
2	CAM Mining LLC - PEF	8, KY, 195	MTC	21,828		N/A		\$0.00			
3	Consol Energy Inc	8, KY, 119	MTC	32,088		N/A		\$0.00			
4	Constellation Energy Commodities Group Inc.	8, KY, 195	MTC	32,637		N/A		\$0.00			
5	ICG LLC	8, KY, 119	MTC	11,029		N/A		\$0.00			
6	Massey Utility Sales Company - PEF	8, KY, 195	MTC	18,266		N/A		\$0.00			
7	Trinity Coal Marketing LLC	8, KY, 193	LTC	21,934		N/A		\$0.00			

MONTHLY REPORT OF COST AND QUALITY OF COAL FOR ELECTRIC PLANTS  
ORIGIN, TONNAGE, DELIVERED PRICE AND AS RECEIVED QUALITY

**SPECIFIED  
CONFIDENTIAL**

1. Report for: Mo. 03/2007  
2. Reporting Company: Florida Power Corporation  
3. Plant Name: Crystal River 1 & 2

4. NAME, TITLE, TELEPHONE NUMBER OF CONTACT PERSON CONCERNING DATA  
SUBMITTED ON THIS FORM: Jon Putnam, Business Financial Analyst, (919) 546-6368

5. Signature of Official Submitting Report : Joel Rutledge  
Joel Rutledge - Lead Business Financial Analyst

6. DATE COMPLETED: 5/3/2007

Line No.	Supplier Name	Mine Location	Shipping Point	Transportation Mode	Tons	Effective Purchase Price (\$/Ton)	Additional Shorthaul & Loading Charges (\$/Ton)	Rail Rate (\$/Ton)	Other Rail Charges (\$/Ton)	River Barge Rate (\$/Ton)	Trans-loading Rate (\$/Ton)	Ocean Barge Rate (\$/Ton)	Other Water Charges (\$/Ton)	Other Related Charges (\$/Ton)	Transportation Charges (\$/Ton)	F.O.B. Plant Price (\$/Ton)
(a)	(b)	(c)	(d)	(e)	(f)	(g)	(h)	(i)	(j)	(k)	(l)	(m)	(n)	(o)	(p)	(q)
1	B&W Resources Inc	8, KY, 51	Resource, KY	UR	32,166		N/A			N/A	N/A	N/A	N/A	N/A		\$76.66
2	CAM Mining LLC - PEF	8, KY, 195	Damron Fork, KY	UR	21,828		N/A			N/A	N/A	N/A	N/A	N/A		\$81.54
3	Consol Energy Inc	8, KY, 119	Mousie, KY	UR	32,088		N/A			N/A	N/A	N/A	N/A	N/A		\$78.72
4	Constellation Energy Commodities Group Inc	8, KY, 195	Damron Fork, KY	UR	32,637		N/A			N/A	N/A	N/A	N/A	N/A		\$79.02
5	ICG LLC	8, KY, 119	Raven	UR	11,029		N/A			N/A	N/A	N/A	N/A	N/A		\$72.15
6	Massey Utility Sales Company - PEF	8, KY, 195	Goff, KY	UR	18,266		N/A			N/A	N/A	N/A	N/A	N/A		\$75.53
7	Trinity Coal Marketing LLC	8, KY, 193	Sigmon, KY	UR	21,934		N/A			N/A	N/A	N/A	N/A	N/A		\$77.06



MONTHLY REPORT OF COST AND QUALITY OF COAL FOR ELECTRIC PLANTS  
ORIGIN, TONNAGE, DELIVERED PRICE AND AS RECEIVED QUALITY

**SPECIFIED  
CONFIDENTIAL**

1. Report for: Mo. 3/2007  
 2. Reporting Company: Florida Power Corporation  
 3. Plant Name: Crystal River 1 & 2

4. NAME, TITLE, TELEPHONE NUMBER OF CONTACT PERSON CONCERNING DATA  
 SUBMITTED ON THIS FORM: Jon Putnam, Business Financial Analyst, (919) 546-6368

5. Signature of Official Submitting Report:

*Joel Rutledge*  
 Joel Rutledge - Lead Business Financial Analyst

6. DATE COMPLETED: 5/3/2007

Line No.	Month Reported	Form Plant Name	Intended Generating Plant	Supplier Name	Original Line Number	Volume (tons)	Form No.	Column Title	Old Value	New Value	New F.O.B. Plant Price	Reason for Revision
(a)	(b)	(c)	(d)	(e)	(f)	(g)	(h)	(i)	(j)	(k)	(l)	(m)
1	1/07	Crystal River 1&2	CAM Mining LLC		3	21,594	2A	(k) Quality Adjustments			\$81.39	Quality Price Adjustment
2	2/07	Crystal River 1&2	CAM Mining LLC		2	21,433	2A	(k) Quality Adjustments			\$78.55	Quality Price Adjustment

MONTHLY REPORT OF COST AND QUALITY OF COAL FOR ELECTRIC PLANTS  
ORIGIN, TONNAGE, DELIVERED PRICE AND AS RECEIVED QUALITY

**SPECIFIED  
CONFIDENTIAL**

1. Report for: Mo. 03/2007  
2. Reporting Company: Florida Power Corporation  
3. Plant Name: Crystal River 4 & 5

4. NAME, TITLE, TELEPHONE NUMBER OF CONTACT PERSON CONCERNING DATA  
SUBMITTED ON THIS FORM: Jon Putnam, Business Financial Analyst, (919) 546-6368

5. Signature of Official Submitting Report : Joel Rutledge  
Joel Rutledge - Lead Business Financial Analyst

6. DATE COMPLETED: 5/3/2007

Line No.	Supplier Name	Mine Location	Purchase Type	Transportation Mode	Tons	Effective Purchase Price (\$/Ton)	Total Transportation Cost (\$/Ton)	F.O.B. Plant Price (\$/Ton)	As Received Coal Quality			
									Percent Sulfur (%)	Btu Content (Btu/lb)	Percent Ash (%)	Percent Moisture (%)
(a)	(b)	(c)	(d)	(e)	(f)	(g)	(h)	(i)	(j)	(k)	(l)	(m)
1	Alliance MC Mining - PEF	8, KY, 195	MTC	UR	64,364			\$87.07	0.70	12,695	9.17	6.05
2	Massey Utility Sales Company - PEF	8, KY, 195	MTC	UR	3,044			\$76.49	0.75	12,198	10.55	6.41
3	Massey Utility Sales Company - PEF	8, WV, 5	MTC	UR	10,803			\$92.68	0.77	13,185	8.47	5.29
4	Massey Utility Sales Company - PEF	8, WV, 5	MTC	UR	43,256			\$89.74	0.69	12,688	11.60	5.12
5	Transfer Facility	N/A	N/A	GB	77,164			\$90.70	0.67	12,403	6.52	8.42
6	Transfer Facility	N/A	N/A	GB	32,142			\$64.30	0.50	11,478	5.48	12.43
7	Transfer Facility	N/A	N/A	GB	140,855			\$79.69	0.63	12,022	8.53	9.80

MONTHLY REPORT OF COST AND QUALITY OF COAL FOR ELECTRIC PLANTS  
ORIGIN, TONNAGE, DELIVERED PRICE AND AS RECEIVED QUALITY

**SPECIFIED  
CONFIDENTIAL**

1. Report for: Mo. 03/2007  
2. Reporting Company: Florida Power Corporation  
3. Plant Name: Crystal River 4 & 5

4. NAME, TITLE, TELEPHONE NUMBER OF CONTACT PERSON CONCERNING DATA  
SUBMITTED ON THIS FORM: Jon Putnam, Business Financial Analyst, (919) 546-6368

5. Signature of Official Submitting Report : Joel Rutledge  
Joel Rutledge - Lead Business Financial Analyst

6. DATE COMPLETED: 5/3/2007

Line No.	Supplier Name	Mine Location	Purchase Type	Tons	F.O.B. Mine Price (\$/Ton)	Short Haul & Loading Charges (\$/Ton)	Original Invoice Price (\$/Ton)	Retro-active Price Inc(Dec) (\$/Ton)	Base Price (\$/Ton)	Quality Adjust-ments (\$/Ton)	Effective Purchase Price (\$/Ton)
(a)	(b)	(c)	(d)	(e)	(f)	(g)	(h)	(i)	(j)	(k)	(l)
1	Alliance MC Mining - PEF	8, KY, 195	MTC	64,364		N/A		\$0.00			
2	Massey Utility Sales Company - PEF	8, KY, 195	MTC	3,044		N/A		\$0.00			
3	Massey Utility Sales Company - PEF	8, WV, 5	MTC	10,803		N/A		\$0.00			
4	Massey Utility Sales Company - PEF	8, WV, 5	MTC	43,256		N/A		\$0.00			
5	Transfer Facility	N/A	N/A	77,164		N/A		\$0.00		N/A	
6	Transfer Facility	N/A	N/A	32,142		N/A		\$0.00		N/A	
7	Transfer Facility	N/A	N/A	140,855		N/A		\$0.00		N/A	

MONTHLY REPORT OF COST AND QUALITY OF COAL FOR ELECTRIC PLANTS  
ORIGIN, TONNAGE, DELIVERED PRICE AND AS RECEIVED QUALITY

**SPECIFIED  
CONFIDENTIAL**

1. Report for: Mo. 03/2007  
2. Reporting Company: Florida Power Corporation  
3. Plant Name: Crystal River 4 & 5

4. NAME, TITLE, TELEPHONE NUMBER OF CONTACT PERSON CONCERNING DATA  
SUBMITTED ON THIS FORM: Jon Putnam, Business Financial Analyst, (919) 546-6368

5. Signature of Official Submitting Report : Joel Rutledge  
Joel Rutledge - Lead Business Financial Analyst

6. DATE COMPLETED: 5/3/2007

Line No.	Supplier Name	Mine Location	Shipping Point	Transportation Mode	Tons	Effective Purchase Price (\$/Ton)	Additional Shorthaul & Loading Charges (\$/Ton)	Rail Rate (\$/Ton)	Other Rail Charges (\$/Ton)	River Barge Rate (\$/Ton)	Trans-loading Rate (\$/Ton)	Ocean Barge Rate (\$/Ton)	Other Water Charges (\$/Ton)	Other Related Charges (\$/Ton)	Transportation Charges (\$/Ton)	F.O.B. Plant Price (\$/Ton)
(a)	(b)	(c)	(d)	(e)	(f)	(g)	(h)	(i)	(j)	(k)	(l)	(m)	(n)	(o)	(p)	(q)
1	Alliance MC Mining - PEF	8, KY, 195	Scotts Branch, KY	UR	64,364	██████████	N/A	██████████	██████████	N/A	N/A	N/A	N/A	N/A	██████████	\$87.07
2	Massey Utility Sales Company - PEF	8, KY, 195	Goff, KY	UR	3,044	██████████	N/A	██████████	██████████	N/A	N/A	N/A	N/A	N/A	██████████	\$76.49
3	Massey Utility Sales Company - PEF	8, WV, 5	Hutchinson, WV	UR	10,803	██████████	N/A	██████████	██████████	N/A	N/A	N/A	N/A	N/A	██████████	\$92.68
4	Massey Utility Sales Company - PEF	8, WV, 5	Sylvester, WV	UR	43,256	██████████	N/A	██████████	██████████	N/A	N/A	N/A	N/A	N/A	██████████	\$89.74
5	Transfer Facility	N/A	Gulf Barges	GB	77,164	██████████	N/A	N/A	N/A	N/A	N/A	██████████	██████████	N/A	██████████	\$90.70
6	Transfer Facility	N/A	Mobile, Al	GB	32,142	██████████	N/A	N/A	N/A	N/A	N/A	██████████	██████████	N/A	██████████	\$64.30
7	Transfer Facility	N/A	Plaquemines, Pa	GB	140,855	██████████	N/A	N/A	N/A	N/A	N/A	██████████	██████████	N/A	██████████	\$79.69


MONTHLY REPORT OF COST AND QUALITY OF COAL FOR ELECTRIC PLANTS  
ORIGIN, TONNAGE, DELIVERED PRICE AND AS RECEIVED QUALITY

**SPECIFIED  
CONFIDENTIAL**

1. Report for: Mo. 3/2007  
 2. Reporting Company: Florida Power Corporation  
 3. Plant Name: Crystal River 4 & 5

4. NAME, TITLE, TELEPHONE NUMBER OF CONTACT PERSON CONCERNING DATA  
 SUBMITTED ON THIS FORM: Jon Putnam, Business Financial Analyst, (919) 546-6368

5. Signature of Official Submitting Report:

  
 Joel Rutledge - Lead Business Financial Analyst

6. DATE COMPLETED: 5/3/2007

Line No.	Month Reported	Form Plant Name	Intended Generating Plant	Supplier Name	Original Line Number	Volume (tons)	Form No.	Column Title	Old Value	New Value	New F.O.B. Plant Price	Reason for Revision
(a)	(b)	(c)	(d)	(e)	(f)	(g)	(h)	(i)	(j)	(k)	(l)	(m)
1	2/07	Crystal River 4&5	Alliance MC Mining		1	51,776	2A	(k) Quality Adjustments			\$84.10	Quality Price Adjustment

MONTHLY REPORT OF COST AND QUALITY OF COAL FOR ELECTRIC PLANTS  
ORIGIN, TONNAGE, DELIVERED PRICE AND AS RECEIVED QUALITY

**SPECIFIED  
CONFIDENTIAL**

1. Report for: Mo. 03/2007  
2. Reporting Company: Florida Power Corporation  
3. Plant Name: McDuffie Coal Terminal

4. NAME, TITLE, TELEPHONE NUMBER OF CONTACT PERSON CONCERNING DATA  
SUBMITTED ON THIS FORM: Jon Putnam, Business Financial Analyst, (919) 546-6368

5. Signature of Official Submitting Report : Joel Rutledge  
Joel Rutledge - Lead Business Financial Analyst

6. DATE COMPLETED: 5/3/2007

Line No.	Supplier Name	Mine Location	Purchase Type	Transportation Mode	Tons	Effective Purchase Price (\$/Ton)	Total Transportation Cost (\$/Ton)	F.O.B. Plant Price (\$/Ton)	As Received Coal Quality			
									Percent Sulfur (%)	Btu Content (Btu/lb)	Percent Ash (%)	Percent Moisture (%)
(a)	(b)	(c)	(d)	(e)	(f)	(g)	(h)	(i)	(j)	(k)	(l)	(m)
1	Interocean Coal Sales	999, IM, 45	MTC	OB	31,628			\$53.94	0.50	11,478	5.48	12.43



MONTHLY REPORT OF COST AND QUALITY OF COAL FOR ELECTRIC PLANTS  
ORIGIN, TONNAGE, DELIVERED PRICE AND AS RECEIVED QUALITY

**SPECIFIED  
CONFIDENTIAL**

1. Report for: Mo. 03/2007  
 2. Reporting Company: Florida Power Corporation  
 3. Plant Name: McDuffie Coal Terminal

4. NAME, TITLE, TELEPHONE NUMBER OF CONTACT PERSON CONCERNING DATA  
 SUBMITTED ON THIS FORM: Jon Putnam, Business Financial Analyst, (919) 546-6368

5. Signature of Official Submitting Report : Jon Putnam  
 Jon Putnam - Lead Business Financial Analyst

6. DATE COMPLETED: 5/3/2007

Line No.	Supplier Name	Mine Location	Shipping Point	Transportation Mode	Tons	Effective Purchase Price (\$/Ton)	Additional Shorthaul & Loading Charges (\$/Ton)	Rail Rate (\$/Ton)	Other Rail Charges (\$/Ton)	River Barge Rate (\$/Ton)	Trans-loading Rate (\$/Ton)	Ocean Barge Rate (\$/Ton)	Other Water Charges (\$/Ton)	Other Related Charges (\$/Ton)	Transportation Charges (\$/Ton)	F.O.B.
																Plant Price (\$/Ton)
(a)	(b)	(c)	(d)	(e)	(f)	(g)	(h)	(i)	(j)	(k)	(l)	(m)	(n)	(o)	(p)	(q)
1	Interocean Coal Sales	999, IM, 45	Cartagena, S.A.	OB	31,628	██████████	N/A	N/A	N/A	N/A	N/A	N/A	N/A	N/A	██████████	\$53.94




MONTHLY REPORT OF COST AND QUALITY OF COAL FOR ELECTRIC PLANTS  
ORIGIN, TONNAGE, DELIVERED PRICE AND AS RECEIVED QUALITY

**SPECIFIED  
CONFIDENTIAL**

1. Report for: Mo. 3/2007  
 2. Reporting Company: Florida Power Corporation  
 3. Plant Name: McDuffie Coal Terminal

4. NAME, TITLE, TELEPHONE NUMBER OF CONTACT PERSON CONCERNING DATA  
 SUBMITTED ON THIS FORM: Jon Putnam, Business Financial Analyst, (919) 546-6368

5. Signature of Official Submitting Report:

  
 Jon Rutledge - Lead Business Financial Analyst

6. DATE COMPLETED: 5/3/2007

Line No.	Month Reported	Form Plant Name	Intended Generating Plant	Supplier Name	Original Line Number	Volume (tons)	Form No.	Column Title	Old Value	New Value	New F.O.B. Plant Price	Reason for Revision
(a)	(b)	(c)	(d)	(e)	(f)	(g)	(h)	(i)	(j)	(k)	(l)	(m)
NONE												

MONTHLY REPORT OF COST AND QUALITY OF COAL FOR ELECTRIC PLANTS  
ORIGIN, TONNAGE, DELIVERED PRICE AND AS RECEIVED QUALITY

**SPECIFIED  
CONFIDENTIAL**

1. Report for: Mo. 03/2007  
2. Reporting Company: Florida Power Corporation  
3. Plant Name: Transfer Facility - IMT

4. NAME, TITLE, TELEPHONE NUMBER OF CONTACT PERSON CONCERNING DATA  
SUBMITTED ON THIS FORM: Jon Putnam, Business Financial Analyst, (919) 546-6368

5. Signature of Official Submitting Report : Joel Rutledge  
Joel Rutledge - Lead Business Financial Analyst

6. DATE COMPLETED: 5/3/2007

Line No.	Supplier Name	Mine Location	Purchase Type	Transportation Mode	Tons	Effective Purchase Price (\$/Ton)	Total Transportation Cost (\$/Ton)	F.O.B. Plant Price (\$/Ton)	As Received Coal Quality			
									Percent Sulfur (%)	Btu Content (Btu/lb)	Percent Ash (%)	Percent Moisture (%)
(a)	(b)	(c)	(d)	(e)	(f)	(g)	(h)	(i)	(j)	(k)	(l)	(m)
1	Central Coal Company PEF	8, WV, 39	MTC	B	24,228			\$75.53	0.69	12,332	11.75	6.37
2	Emerald International Corporation	8, WV, 5	S	B	1,726			\$51.62	0.70	12,176	13.19	6.04
3	Guasare Coal International NV	999, IM, 50	MTC	OB	59,015			\$70.77	0.53	13,113	5.82	6.93
4	Keystone Industries LLC	8, WV, 39	MTC	B	37,011			\$77.05	0.72	12,495	11.11	6.26

MONTHLY REPORT OF COST AND QUALITY OF COAL FOR ELECTRIC PLANTS  
ORIGIN, TONNAGE, DELIVERED PRICE AND AS RECEIVED QUALITY

**SPECIFIED  
CONFIDENTIAL**

1. Report for: Mo. 03/2007  
2. Reporting Company: Florida Power Corporation  
3. Plant Name: Transfer Facility - IMT

4. NAME, TITLE, TELEPHONE NUMBER OF CONTACT PERSON CONCERNING DATA  
SUBMITTED ON THIS FORM: Jon Putnam, Business Financial Analyst, (919) 546-6368

5. Signature of Official Submitting Report : Joel Rutledge  
Joel Rutledge - Lead Business Financial Analyst

6. DATE COMPLETED: 5/3/2007

Line No.	Supplier Name	Mine Location	Purchase Type	Tons	F.O.B. Mine Price (\$/Ton)	Short Haul & Loading Charges (\$/Ton)	Original Invoice Price (\$/Ton)	Retro-active Price Inc(Dec) (\$/Ton)	Base Price (\$/Ton)	Quality Adjust-ments (\$/Ton)	Effective Purchase Price (\$/Ton)
(a)	(b)	(c)	(d)	(e)	(f)	(g)	(h)	(i)	(j)	(k)	(l)
1	Central Coal Company PEF	8, WV, 39	MTC	24,228		N/A		\$0.00			
2	Emerald International Corporation	8, WV, 5	S	1,726		N/A		\$0.00			
3	Guasare Coal International NV	999, IM, 50	MTC	59,015		N/A		\$0.00			
4	Keystone Industries LLC	8, WV, 39	MTC	37,011		N/A		\$0.00			

MONTHLY REPORT OF COST AND QUALITY OF COAL FOR ELECTRIC PLANTS  
ORIGIN, TONNAGE, DELIVERED PRICE AND AS RECEIVED QUALITY

**SPECIFIED  
CONFIDENTIAL**

1. Report for: Mo. 03/2007  
2. Reporting Company: Florida Power Corporation  
3. Plant Name: Transfer Facility - IMT

4. NAME, TITLE, TELEPHONE NUMBER OF CONTACT PERSON CONCERNING DATA  
SUBMITTED ON THIS FORM: Jon Putnam, Business Financial Analyst, (919) 546-6368

5. Signature of Official Submitting Report : Jon Putnam  
Jon Rutledge - Lead Business Financial Analyst

6. DATE COMPLETED: 5/3/2007

Line No.	Supplier Name	Mine Location	Shipping Point	Transportation Mode	Tons	Effective Purchase Price (\$/Ton)	Additional Shorthaul & Loading Charges (\$/Ton)	Rail Rate (\$/Ton)	Other Rail Charges (\$/Ton)	River Barge Rate (\$/Ton)	Trans-loading Rate (\$/Ton)	Ocean Barge Rate (\$/Ton)	Other Water Charges (\$/Ton)	Other Related Charges (\$/Ton)	Transportation Charges (\$/Ton)	F.O.B. Plant Price (\$/Ton)
1	Central Coal Company PEF	8, WV, 39	Winifrede Dock, WV	B	24,228	██████████	N/A	N/A	N/A	██████████	██████████	N/A	N/A	N/A	██████████	\$75.53
2	Emerald International Corporation	8, WV, 5	Hutchinson, WV	B	1,726	██████████	N/A	N/A	N/A	██████████	██████████	N/A	N/A	N/A	██████████	\$51.62
3	Guasare Coal International NV	999, IM, 50	Paso Diablo, S.A.	OB	59,015	██████████	N/A	N/A	N/A	N/A	██████████	N/A	N/A	N/A	██████████	\$70.77
4	Keystone Industries LLC	8, WV, 39	Marmet Dock, WV	B	37,011	██████████	N/A	N/A	N/A	██████████	██████████	N/A	N/A	N/A	██████████	\$77.05


MONTHLY REPORT OF COST AND QUALITY OF COAL FOR ELECTRIC PLANTS  
ORIGIN, TONNAGE, DELIVERED PRICE AND AS RECEIVED QUALITY

**SPECIFIED  
CONFIDENTIAL**

1. Report for: Mo. 3/2007  
 2. Reporting Company: Florida Power Corporation  
 3. Plant Name: Transfer Facility - IMT

4. NAME, TITLE, TELEPHONE NUMBER OF CONTACT PERSON CONCERNING DATA  
 SUBMITTED ON THIS FORM: Jon Putnam, Business Financial Analyst, (919) 546-6368

5. Signature of Official Submitting Report:

  
 Joel Rutledge - Lead Business Financial Analyst

6. DATE COMPLETED: 5/3/2007

Line No.	Month Reported	Form Plant Name	Intended Generating Plant	Supplier Name	Original Line Number	Volume (tons)	Form No.	Column Title	Old Value	New Value	New F.O.B. Plant Price	Reason for Revision
(a)	(b)	(c)	(d)	(e)	(f)	(g)	(h)	(i)	(j)	(k)	(l)	(m)

NONE

MONTHLY REPORT OF COST AND QUALITY OF COAL FOR ELECTRIC PLANTS  
ORIGIN, TONNAGE, DELIVERED PRICE AND AS RECEIVED QUALITY

**SPECIFIED  
CONFIDENTIAL**

1. Report for: Mo. 03/2007  
2. Reporting Company: Florida Power Corporation  
3. Plant Name: Transfer Facility - TECO

4. NAME, TITLE, TELEPHONE NUMBER OF CONTACT PERSON CONCERNING DATA  
SUBMITTED ON THIS FORM: Jon Putnam, Business Financial Analyst, (919) 546-6368

5. Signature of Official Submitting Report : Joel Rutledge  
Joel Rutledge - Lead Business Financial Analyst

6. DATE COMPLETED: 5/3/2007

Line No.	Supplier Name	Mine Location	Purchase Type	Transportation Mode	Tons	Effective Purchase Price (\$/Ton)	Total Transportation Cost (\$/Ton)	F.O.B. Plant Price (\$/Ton)	As Received Coal Quality			
									Percent Sulfur (%)	Btu Content (Btu/lb)	Percent Ash (%)	Percent Moisture (%)
(a)	(b)	(c)	(d)	(e)	(f)	(g)	(h)	(i)	(j)	(k)	(l)	(m)
1	Glencore Ltd.	999, IM, 45	MTC	OB	77,251			\$61.54	0.69	12,299	6.55	8.79



MONTHLY REPORT OF COST AND QUALITY OF COAL FOR ELECTRIC PLANTS  
 ORIGIN, TONNAGE, DELIVERED PRICE AND AS RECEIVED QUALITY

**SPECIFIED  
 CONFIDENTIAL**

1. Report for: Mo. 03/2007  
 2. Reporting Company: Florida Power Corporation  
 3. Plant Name: Transfer Facility - TECO

4. NAME, TITLE, TELEPHONE NUMBER OF CONTACT PERSON CONCERNING DATA  
 SUBMITTED ON THIS FORM: Jon Putnam, Business Financial Analyst, (919) 546-6368

5. Signature of Official Submitting Report : Joel Rutledge  
 Joel Rutledge - Lead Business Financial Analyst

6. DATE COMPLETED: 5/3/2007

Line No.	Supplier Name	Mine Location	Shipping Point	Transportation Mode	Tons	Effective Purchase Price (\$/Ton)	Additional Shorthaul & Loading Charges (\$/Ton)	Rail Rate (\$/Ton)	Other Rail Charges (\$/Ton)	River Barge Rate (\$/Ton)	Trans-loading Rate (\$/Ton)	Ocean Barge Rate (\$/Ton)	Other Water Charges (\$/Ton)	Other Related Charges (\$/Ton)	Transportation Charges (\$/Ton)	F.O.B. Plant Price (\$/Ton)
1	Glencore Ltd.	999, IM, 45	La Jagua, S.A.	OB	77,251	██████████	N/A	N/A	N/A	N/A	██████████	N/A	N/A	N/A	██████████	\$61.54




MONTHLY REPORT OF COST AND QUALITY OF COAL FOR ELECTRIC PLANTS  
ORIGIN, TONNAGE, DELIVERED PRICE AND AS RECEIVED QUALITY

**SPECIFIED  
CONFIDENTIAL**

1. Report for: Mo. 3/2007  
 2. Reporting Company: Florida Power Corporation  
 3. Plant Name: Transfer Facility - TECO

4. NAME, TITLE, TELEPHONE NUMBER OF CONTACT PERSON CONCERNING DATA  
 SUBMITTED ON THIS FORM: Jon Putnam, Business Financial Analyst, (919) 546-6368

5. Signature of Official Submitting Report:

  
 \_\_\_\_\_  
 Joel Rutledge - Lead Business Financial Analyst

6. DATE COMPLETED: 5/3/2007

Line No.	Month Reported	Form Plant Name	Intended Generating Plant	Supplier Name	Original Line Number	Volume (tons)	Form No.	Column Title	Old Value	New Value	New F.O.B. Plant Price	Reason for Revision
(a)	(b)	(c)	(d)	(e)	(f)	(g)	(h)	(i)	(j)	(k)	(l)	(m)
NONE												