

MONTHLY REPORT OF COST AND QUALITY OF FUEL FOR ELECTRIC PLANTS
ORIGIN, VOLUME, DELIVERED PRICE AND AS RECEIVED QUALITY

1. REPORTING MONTH: 05/2007
2. REPORTING COMPANY: FLORIDA POWER CORPORATION

CONFIDENTIAL

**SPECIFIED
CONFIDENTIAL**

3. NAME, TITLE, TELEPHONE NUMBER OF CONTACT PERSON CONCERNING DATA
SUBMITTED ON THIS FORM: DAPHNE INGRAM, SR. BUS. FIN. ANALYST (919) 546-7908

4. SIGNATURE OF OFFICIAL SUBMITTED REPORT: Joel Rutledge
JOEL RUTLEDGE
LEAD BUS. FIN. ANALYST

070001-EI

5. DATE COMPLETED: 07/12/2007

LINE NO.	PLANT NAME	SUPPLIER NAME	DELIVERY LOCATION	DELIVERY DATE	TYPE OIL	VOLUME (Bbls)	INVOICE		DISCOUNT (\$)	NET		EFFECTIVE TRANSPORT PURCHASE		TO TERMINAL (\$/Bbls)	ADDITIONAL TRANSPORT (\$/Bbls)	OTHER CHARGES (\$/Bbls)	DELIVERED PRICE (\$/Bbls)
							PRICE (\$/Bbls)	AMOUNT (\$)		PRICE (\$/Bbls)	AMOUNT (\$)	PRICE (\$/Bbls)	ADJUST (\$/Bbls)				
1	Anclote	Transfer Facility	FOB PLANT	05/2007	FO2	1,036	\$0.00	\$0.00	\$0.00	\$0.00	\$0.00	\$0.00	\$2.70	\$0.00	\$2.70	\$(4.63)	\$(1.92)
2	Bartow Peakers	Transfer Facility	FOB PLANT	05/2007	FO2	10,294	\$0.00	\$32.45	\$0.00	\$32.45	\$0.00	\$0.00	\$4.63	\$0.00	\$4.63	\$14.60	\$19.23
3	Bartow Steam Plant	RIO Energy International Inc.	FOB TERMINAL	05/2007	FO6	579,370	\$52.79	\$30,584,731.23	\$0.00	\$30,584,731.23	\$52.79	\$0.12	\$52.90	\$0.25	\$0.00	\$(1.28)	\$51.88
4	Crystal River	Transfer Facility	FOB PLANT	05/2007	FO2	8,455	\$0.00	\$0.00	\$0.00	\$0.00	\$0.00	\$0.00	\$3.96	\$0.00	\$3.96	\$(3.47)	\$0.49
5	DeBary Peakers	BP Products North America Inc	FOB PLANT	05/2007	FO2	178	\$88.12	\$15,652.00	\$0.00	\$15,652.00	\$88.12	\$0.00	\$88.12	\$2.53	\$0.00	\$(54.31)	\$36.34
6	Intersession City Peakers	BP Products North America Inc	FOB PLANT	05/2007	FO2	15,141	\$92.56	\$1,401,495.26	\$0.00	\$1,401,495.26	\$92.56	\$0.00	\$92.56	\$0.00	\$0.00	\$1.32	\$93.88
7	Suwannee Steam Plant	Western Fuels & Asphalt Supply	FOB PLANT	05/2007	FO6	2,342	\$49.22	\$115,267.84	\$0.00	\$115,267.84	\$49.22	\$0.00	\$49.22	\$0.00	\$0.00	\$0.00	\$49.22

DECLASSIFIED
05/19/2010 kmf

DOCUMENT NO. 06482-07 DATE 7/30/07
FPSC - COMMISSION CLERK

MONTHLY REPORT OF COST AND QUALITY OF COAL FOR ELECTRIC PLANTS
ORIGIN, TONNAGE, DELIVERED PRICE AND AS RECEIVED QUALITY

**SPECIFIED
CONFIDENTIAL**

1. Report for: Mo. 05/2007
2. Reporting Company: Florida Power Corporation
3. Plant Name: McDuffie Coal Terminal

4. NAME, TITLE, TELEPHONE NUMBER OF CONTACT PERSON CONCERNING DATA
SUBMITTED ON THIS FORM: Jon Putnam, Business Financial Analyst, (919) 546-6368

5. Signature of Official Submitting Report : Joel Rutledge
Joel Rutledge - Lead Business Financial Analyst

6. DATE COMPLETED: 7/12/2007

Line No.	Supplier Name	Mine Location	Purchase Type	Transportation Mode	Tons	Effective Purchase Price (\$/Ton)	Total Transportation Cost (\$/Ton)	F.O.B. Plant Price (\$/Ton)	As Received Coal Quality			
									Percent Sulfur (%)	Btu Content (Btu/lb)	Percent Ash (%)	Percent Moisture (%)
(a)	(b)	(c)	(d)	(e)	(f)	(g)	(h)	(i)	(j)	(k)	(l)	(m)
1	Interocean Coal Sales	999, IM, 45	MTC	OB	62,906	\$54.98	\$0.00	\$54.98	0.50	11,695	4.98	11.53

DECLASSIFIED

MONTHLY REPORT OF COST AND QUALITY OF COAL FOR ELECTRIC PLANTS
ORIGIN, TONNAGE, DELIVERED PRICE AND AS RECEIVED QUALITY

**SPECIFIED
CONFIDENTIAL**

1. Report for: Mo. 05/2007
2. Reporting Company: Florida Power Corporation
3. Plant Name: Transfer Facility - IMT

4. NAME, TITLE, TELEPHONE NUMBER OF CONTACT PERSON CONCERNING DATA
SUBMITTED ON THIS FORM: Jon Putnam, Business Financial Analyst, (919) 546-6368

5. Signature of Official Submitting Report : Joel Rutledge
Joel Rutledge - Lead Business Financial Analyst

6. DATE COMPLETED: 7/12/2007

Line No.	Supplier Name	Mine Location	Purchase Type	Transportation Mode	Tons	Effective Purchase Price (\$/Ton)	Total Transportation Cost (\$/Ton)	F.O.B. Plant Price (\$/Ton)	As Received Coal Quality			
									Percent Sulfur (%)	Btu Content (Btu/lb)	Percent Ash (%)	Percent Moisture (%)
(a)	(b)	(c)	(d)	(e)	(f)	(g)	(h)	(i)	(j)	(k)	(l)	(m)
1	Central Coal Company PEF	8, WV, 39	MTC	B	26,488	\$64.78	\$11.22	\$76.00	0.69	12,402	11.55	6.11
2	Guasare Coal International NV	999, IM, 50	MTC	OB	47,823	\$66.82	\$1.77	\$68.60	0.60	12,723	7.87	7.49
3	Keystone Industries LLC	8, WV, 39	MTC	B	31,259	\$65.57	\$11.22	\$76.79	0.67	12,452	11.01	6.17

DECLASSIFIED

MONTHLY REPORT OF COST AND QUALITY OF COAL FOR ELECTRIC PLANTS
ORIGIN, TONNAGE, DELIVERED PRICE AND AS RECEIVED QUALITY

**SPECIFIED
CONFIDENTIAL**

1. Report for: Mo. 05/2007
2. Reporting Company: Florida Power Corporation
3. Plant Name: Crystal River 1 & 2

4. NAME, TITLE, TELEPHONE NUMBER OF CONTACT PERSON CONCERNING DATA
SUBMITTED ON THIS FORM: Jon Putnam, Business Financial Analyst, (919) 546-6368

5. Signature of Official Submitting Report : Joel Rutledge
Joel Rutledge - Lead Business Financial Analyst

6. DATE COMPLETED: 7/12/2007

Line No.	Supplier Name	Mine Location	Purchase Type	Transportation Mode	Tons	Effective Purchase Price (\$/Ton)	Total Transportation Cost (\$/Ton)	F.O.B. Plant Price (\$/Ton)	As Received Coal Quality			
									Percent Sulfur (%)	Btu Content (Btu/lb)	Percent Ash (%)	Percent Moisture (%)
(a)	(b)	(c)	(d)	(e)	(f)	(g)	(h)	(i)	(j)	(k)	(l)	(m)
1	B&W Resources Inc	8, KY, 51	MTC	UR	21,047	\$52.14	\$24.82	\$76.96	0.97	12,117	12.33	5.63
2	CAM Mining LLC - PEF	8, KY, 195	MTC	UR	11,036	\$58.73	\$24.60	\$83.33	1.02	12,715	9.53	5.51
3	Consol Energy Inc	8, KY, 119	MTC	UR	32,864	\$56.74	\$24.71	\$81.45	1.00	12,723	8.69	5.74
4	Constellation Energy Commodities Group Inc.	8, KY, 195	MTC	UR	10,739	\$53.89	\$25.42	\$79.31	0.97	12,497	11.56	5.71
5	Constellation Energy Commodities Group Inc.	8, WV, 39	MTC	UR	11,070	\$52.89	\$26.28	\$79.16	0.79	12,259	12.87	5.50
6	ICG LLC	8, KY, 119	MTC	UR	11,047	\$48.57	\$24.73	\$73.30	1.18	12,408	12.10	5.51
7	Massey Utility Sales Company - PEF	8, KY, 195	MTC	UR	30,671	\$51.71	\$24.75	\$76.46	0.99	12,186	10.92	7.11
8	Trinity Coal Marketing LLC	8, KY, 193	LTC	UR	10,887	\$52.38	\$25.86	\$78.23	1.16	12,288	10.52	6.70

DECLASSIFIED

MONTHLY REPORT OF COST AND QUALITY OF COAL FOR ELECTRIC PLANTS
ORIGIN, TONNAGE, DELIVERED PRICE AND AS RECEIVED QUALITY

**SPECIFIED
CONFIDENTIAL**

1. Report for: Mo. 05/2007
2. Reporting Company: Florida Power Corporation
3. Plant Name: Crystal River 4 & 5

4. NAME, TITLE, TELEPHONE NUMBER OF CONTACT PERSON CONCERNING DATA
SUBMITTED ON THIS FORM: Jon Putnam, Business Financial Analyst, (919) 546-6368

5. Signature of Official Submitting Report : Paul Rutledge
Paul Rutledge - Lead Business Financial Analyst

6. DATE COMPLETED: 7/12/2007

Line No.	Supplier Name	Mine Location	Purchase Type	Transportation Mode	Tons	Effective Purchase Price (\$/Ton)	Total Transportation Cost (\$/Ton)	F.O.B. Plant Price (\$/Ton)	As Received Coal Quality			
									Percent Sulfur (%)	Btu Content (Btu/lb)	Percent Ash (%)	Percent Moisture (%)
(a)	(b)	(c)	(d)	(e)	(f)	(g)	(h)	(i)	(j)	(k)	(l)	(m)
1	Alliance MC Mining - PEF	8, KY, 195	MTC	UR	53,542	\$63.46	\$24.91	\$88.37	0.62	12,664	9.31	6.07
2	Massey Utility Sales Company - PEF	8, WV, 5	MTC	UR	75,282	\$63.49	\$26.65	\$90.14	0.72	12,691	11.51	5.05
3	Transfer Facility	N/A	N/A	GB	64,289	\$68.53	\$7.61	\$76.14	0.67	12,217	6.67	9.62
4	Transfer Facility	N/A	N/A	GB	48,134	\$59.22	\$7.23	\$66.45	0.51	11,702	5.20	11.29
5	Transfer Facility	N/A	N/A	GB	164,060	\$73.31	\$7.64	\$80.95	0.65	12,323	8.41	8.65

DECLASSIFIED

MONTHLY REPORT OF COST AND QUALITY OF COAL FOR ELECTRIC PLANTS
 ORIGIN, TONNAGE, DELIVERED PRICE AND AS RECEIVED QUALITY

**SPECIFIED
 CONFIDENTIAL**

1. Report for: Mo. 05/2007
 2. Reporting Company: Florida Power Corporation
 3. Plant Name: McDuffie Coal Terminal

4. NAME, TITLE, TELEPHONE NUMBER OF CONTACT PERSON CONCERNING DATA
 SUBMITTED ON THIS FORM: Jon Putnam, Business Financial Analyst, (919) 546-6368

5. Signature of Official Submitting Report : Jon Rutledge
 Jon Rutledge - Lead Business Financial Analyst

6. DATE COMPLETED: 7/12/2007

Line No.	Supplier Name	Mine Location	Purchase Type	Tons	F.O.B. Mine Price (\$/Ton)	Short Haul & Loading Charges (\$/Ton)	Original Invoice Price (\$/Ton)	Retro-active Price Inc(Dec) (\$/Ton)	Base Price (\$/Ton)	Quality Adjust-ments (\$/Ton)	Effective Purchase Price (\$/Ton)
(a)	(b)	(c)	(d)	(e)	(f)	(g)	(h)	(i)	(j)	(k)	(l)
1	Interocean Coal Sales	999, IM, 45	MTC	62,906	\$55.00	N/A	\$55.00	\$0.00	\$55.00	\$(0.02)	\$54.98

DECLASSIFIED

MONTHLY REPORT OF COST AND QUALITY OF COAL FOR ELECTRIC PLANTS
 ORIGIN, TONNAGE, DELIVERED PRICE AND AS RECEIVED QUALITY

**SPECIFIED
 CONFIDENTIAL**

1. Report for: Mo. 05/2007
 2. Reporting Company: Florida Power Corporation
 3. Plant Name: Transfer Facility - IMT

4. NAME, TITLE, TELEPHONE NUMBER OF CONTACT PERSON CONCERNING DATA
 SUBMITTED ON THIS FORM: Jon Putnam, Business Financial Analyst, (919) 546-6368

5. Signature of Official Submitting Report : Joel Rutledge
 Joel Rutledge - Lead Business Financial Analyst

6. DATE COMPLETED: 7/12/2007

Line No.	Supplier Name	Mine Location	Purchase Type	Tons	F.O.B. Mine Price (\$/Ton)	Short Haul & Loading Charges (\$/Ton)	Original Invoice Price (\$/Ton)	Retro-active Price Inc(Dec) (\$/Ton)	Base Price (\$/Ton)	Quality Adjust-ments (\$/Ton)	Effective Purchase Price (\$/Ton)
(a)	(b)	(c)	(d)	(e)	(f)	(g)	(h)	(i)	(j)	(k)	(l)
1	Central Coal Company PEF	8, WV, 39	MTC	26,488	\$64.25	N/A	\$64.25	\$0.00	\$64.25	\$0.53	\$64.78
2	Guasare Coal International NV	999, IM, 50	MTC	47,823	\$67.23	N/A	\$67.23	\$0.00	\$67.23	\$(0.40)	\$66.82
3	Keystone Industries LLC	8, WV, 39	MTC	31,259	\$64.25	N/A	\$64.25	\$0.00	\$64.25	\$1.32	\$65.57

DECLASSIFIED

**MONTHLY REPORT OF COST AND QUALITY OF COAL FOR ELECTRIC PLANTS
ORIGIN, TONNAGE, DELIVERED PRICE AND AS RECEIVED QUALITY**

**SPECIFIED
CONFIDENTIAL**

1. Report for: Mo. 05/2007
 2. Reporting Company: Florida Power Corporation
 3. Plant Name: Crystal River 1 & 2

4. NAME, TITLE, TELEPHONE NUMBER OF CONTACT PERSON CONCERNING DATA
 SUBMITTED ON THIS FORM: Jon Putnam, Business Financial Analyst, (919) 546-6368

5. Signature of Official Submitting Report :

Joel Rutledge

 Joel Rutledge Lead Business Financial Analyst

6. DATE COMPLETED: 7/12/2007

Line No.	Supplier Name	Mine Location	Purchase Type	Tons	F.O.B. Mine Price (\$/Ton)	Short Haul & Loading Charges (\$/Ton)	Original Invoice Price (\$/Ton)	Retro-active Price Inc(Dec) (\$/Ton)	Base Price (\$/Ton)	Quality Adjust-ments (\$/Ton)	Effective Purchase Price (\$/Ton)
(a)	(b)	(c)	(d)	(e)	(f)	(g)	(h)	(i)	(j)	(k)	(l)
1	B&W Resources Inc	8, KY, 51	MTC	21,047	\$52.50	N/A	\$52.50	\$0.00	\$52.50	\$(0.36)	\$52.14
2	CAM Mining LLC - PEF	8, KY, 195	MTC	11,036	\$56.25	N/A	\$56.25	\$0.00	\$56.25	\$2.48	\$58.73
3	Consol Energy Inc	8, KY, 119	MTC	32,864	\$52.00	N/A	\$52.00	\$0.00	\$52.00	\$4.74	\$56.74
4	Constellation Energy Commodities Group Inc.	8, KY, 195	MTC	10,739	\$52.50	N/A	\$52.50	\$0.00	\$52.50	\$1.39	\$53.89
5	Constellation Energy Commodities Group Inc.	8, WV, 39	MTC	11,070	\$52.50	N/A	\$52.50	\$0.00	\$52.50	\$0.39	\$52.89
6	ICG LLC	8, KY, 119	MTC	11,047	\$48.15	N/A	\$48.15	\$0.00	\$48.15	\$0.42	\$48.57
7	Massey Utility Sales Company - PEF	8, KY, 195	MTC	30,671	\$51.75	N/A	\$51.75	\$0.00	\$51.75	\$(0.04)	\$51.71
8	Trinity Coal Marketing LLC	8, KY, 193	LTC	10,887	\$52.00	N/A	\$52.00	\$0.00	\$52.00	\$0.38	\$52.38


DECLASSIFIED

MONTHLY REPORT OF COST AND QUALITY OF COAL FOR ELECTRIC PLANTS
 ORIGIN, TONNAGE, DELIVERED PRICE AND AS RECEIVED QUALITY

**SPECIFIED
 CONFIDENTIAL**

1. Report for: Mo. 05/2007
 2. Reporting Company: Florida Power Corporation
 3. Plant Name: Crystal River 4 & 5

4. NAME, TITLE, TELEPHONE NUMBER OF CONTACT PERSON CONCERNING DATA
 SUBMITTED ON THIS FORM: Jon Putnam, Business Financial Analyst, (919) 546-6368

5. Signature of Official Submitting Report : 
 Joel Rutledge, Lead Business Financial Analyst

6. DATE COMPLETED: 7/12/2007

Line No.	Supplier Name	Mine Location	Purchase Type	Tons	F.O.B. Mine Price (\$/Ton)	Short Haul & Loading Charges (\$/Ton)	Original Invoice Price (\$/Ton)	Retro-active Price Inc(Dec) (\$/Ton)	Base Price (\$/Ton)	Quality Adjust-ments (\$/Ton)	Effective Purchase Price (\$/Ton)
(a)	(b)	(c)	(d)	(e)	(f)	(g)	(h)	(i)	(j)	(k)	(l)
1	Alliance MC Mining - PEF	8, KY, 195	MTC	53,542	\$61.00	N/A	\$61.00	\$0.00	\$61.00	\$2.46	\$63.46
2	Massey Utility Sales Company - PEF	8, WV, 5	MTC	75,282	\$60.50	N/A	\$60.50	\$0.00	\$60.50	\$2.99	\$63.49
3	Transfer Facility	N/A	N/A	64,289	\$68.53	N/A	\$68.53	\$0.00	\$68.53	N/A	\$68.53
4	Transfer Facility	N/A	N/A	48,134	\$59.22	N/A	\$59.22	\$0.00	\$59.22	N/A	\$59.22
5	Transfer Facility	N/A	N/A	164,060	\$73.31	N/A	\$73.31	\$0.00	\$73.31	N/A	\$73.31

DECLASSIFIED

**MONTHLY REPORT OF COST AND QUALITY OF COAL FOR ELECTRIC PLANTS
ORIGIN, TONNAGE, DELIVERED PRICE AND AS RECEIVED QUALITY**

**SPECIFIED
CONFIDENTIAL**

1. Report for: Mo. 05/2007
 2. Reporting Company: Florida Power Corporation
 3. Plant Name: McDuffie Coal Terminal

4. NAME, TITLE, TELEPHONE NUMBER OF CONTACT PERSON CONCERNING DATA
 SUBMITTED ON THIS FORM: Jon Putnam, Business Financial Analyst, (919) 546-6368

5. Signature of Official Submitting Report : 
 Joel Rutledge - Lead Business Financial Analyst

6. DATE COMPLETED: 7/12/2007

Line No.	Supplier Name	Mine Location	Shipping Point	Transportation Mode	Tons	Effective Purchase Price (\$/Ton)	Additional Shorthaul & Loading Charges (\$/Ton)	Rail Rate (\$/Ton)	Other Rail Charges (\$/Ton)	River Barge Rate (\$/Ton)	Trans-loading Rate (\$/Ton)	Ocean Barge Rate (\$/Ton)	Other Water Charges (\$/Ton)	Other Related Charges (\$/Ton)	Transportation Charges (\$/Ton)	F.O.B.
																Plant Price (\$/Ton)
(a)	(b)	(c)	(d)	(e)	(f)	(g)	(h)	(i)	(j)	(k)	(l)	(m)	(n)	(o)	(p)	(q)
1	Interocean Coal Sales	999, IM, 45	Cartagena, S.A.	OB	62,906	\$54.98	N/A	N/A	N/A	N/A	N/A	N/A	N/A	N/A	\$0.00	\$54.98

DECLASSIFIED


MONTHLY REPORT OF COST AND QUALITY OF COAL FOR ELECTRIC PLANTS
ORIGIN, TONNAGE, DELIVERED PRICE AND AS RECEIVED QUALITY

**SPECIFIED
CONFIDENTIAL**

1. Report for: Mo. 05/2007
2. Reporting Company: Florida Power Corporation
3. Plant Name: Transfer Facility - IMT

4. NAME, TITLE, TELEPHONE NUMBER OF CONTACT PERSON CONCERNING DATA
SUBMITTED ON THIS FORM: Jon Putnam, Business Financial Analyst, (919) 546-6368

5. Signature of Official Submitting Report :



Joel Rutledge - Lead Business Financial Analyst

6. DATE COMPLETED: 7/12/2007

Line No.	Supplier Name	Mine Location	Shipping Point	Transportation Mode	Tons	Effective Purchase Price (\$/Ton)	Additional Shorthaul & Loading Charges (\$/Ton)	Rail Rate (\$/Ton)	Other Rail Charges (\$/Ton)	River Barge Rate (\$/Ton)	Trans-loading Rate (\$/Ton)	Ocean Barge Rate (\$/Ton)	Other Water Charges (\$/Ton)	Other Related Charges (\$/Ton)	Transportation Charges (\$/Ton)	F.O.B. Plant Price (\$/Ton)
(a)	(b)	(c)	(d)	(e)	(f)	(g)	(h)	(i)	(j)	(k)	(l)	(m)	(n)	(o)	(p)	(q)
1	Central Coal Company PEF	8, WV, 39	Winifrede Dock,	B	26,488	\$64.78	N/A	N/A	N/A	\$9.62	\$1.60	N/A	N/A	N/A	\$11.22	\$76.00
2	Guasare Coal International NV	999, IM, 50	Paso Diablo, S.A.	OB	47,823	\$66.82	N/A	N/A	N/A	N/A	\$1.77	N/A	N/A	N/A	\$1.77	\$68.60
3	Keystone Industries LLC	8, WV, 39	Marmet Dock,	B	31,259	\$65.57	N/A	N/A	N/A	\$9.62	\$1.60	N/A	N/A	N/A	\$11.22	\$76.79

DECLASSIFIED

MONTHLY REPORT OF COST AND QUALITY OF COAL FOR ELECTRIC PLANTS
ORIGIN, TONNAGE, DELIVERED PRICE AND AS RECEIVED QUALITY

**SPECIFIED
CONFIDENTIAL**

1. Report for: Mo. 05/2007
2. Reporting Company: Florida Power Corporation
3. Plant Name: Crystal River 1 & 2

4. NAME, TITLE, TELEPHONE NUMBER OF CONTACT PERSON CONCERNING DATA
SUBMITTED ON THIS FORM: Jon Putnam, Business Financial Analyst, (919) 546-6368

5. Signature of Official Submitting Report : Jon Putnam
Jon Putnam - Lead Business Financial Analyst

6. DATE COMPLETED: 7/12/2007

Line No.	Supplier Name	Mine Location	Shipping Point	Transportation Mode	Tons	Effective Purchase Price (\$/Ton)	Additional Shorthaul & Loading Charges (\$/Ton)	Rail Rate (\$/Ton)	Other Rail Charges (\$/Ton)	River Barge Rate (\$/Ton)	Trans-loading Rate (\$/Ton)	Ocean Barge Rate (\$/Ton)	Other Water Charges (\$/Ton)	Other Related Charges (\$/Ton)	Transportation Charges (\$/Ton)	F.O.B. Plant Price (\$/Ton)
(a)	(b)	(c)	(d)	(e)	(f)	(g)	(h)	(i)	(j)	(k)	(l)	(m)	(n)	(o)	(p)	(q)
1	B&W Resources Inc	8, KY, 51	Resource, KY	UR	21,047	\$52.14	N/A	\$23.65	\$1.17	N/A	N/A	N/A	N/A	N/A	\$24.82	\$76.96
2	CAM Mining LLC - PEF	8, KY, 195	Damron Fork, KY	UR	11,036	\$58.73	N/A	\$23.79	\$0.81	N/A	N/A	N/A	N/A	N/A	\$24.60	\$83.33
3	Consol Energy Inc	8, KY, 119	Mousie, KY	UR	32,864	\$56.74	N/A	\$23.79	\$0.92	N/A	N/A	N/A	N/A	N/A	\$24.71	\$81.45
4	Constellation Energy Commodities Group	8, KY, 195	Damron Fork, KY	UR	10,739	\$53.89	N/A	\$23.79	\$1.63	N/A	N/A	N/A	N/A	N/A	\$25.42	\$79.31
5	Constellation Energy Commodities Group	8, WV, 39	Toms Fork	UR	11,070	\$52.89	N/A	\$25.47	\$0.81	N/A	N/A	N/A	N/A	N/A	\$26.28	\$79.16
6	ICG LLC	8, KY, 119	Raven	UR	11,047	\$48.57	N/A	\$23.79	\$0.94	N/A	N/A	N/A	N/A	N/A	\$24.73	\$73.30
7	Massey Utility Sales Company - PEF	8, KY, 195	Goff, KY	UR	30,671	\$51.71	N/A	\$23.79	\$0.96	N/A	N/A	N/A	N/A	N/A	\$24.75	\$76.46
8	Trinity Coal Marketing LLC	8, KY, 193	Sigmon, KY	UR	10,887	\$52.38	N/A	\$25.09	\$0.77	N/A	N/A	N/A	N/A	N/A	\$25.86	\$78.23


DECLASSIFIED

MONTHLY REPORT OF COST AND QUALITY OF COAL FOR ELECTRIC PLANTS
ORIGIN, TONNAGE, DELIVERED PRICE AND AS RECEIVED QUALITY

**SPECIFIED
CONFIDENTIAL**

1. Report for: Mo. 05/2007
2. Reporting Company: Florida Power Corporation
3. Plant Name: Crystal River 4 & 5

4. NAME, TITLE, TELEPHONE NUMBER OF CONTACT PERSON CONCERNING DATA
SUBMITTED ON THIS FORM: Jon Putnam, Business Financial Analyst, (919) 546-6368

5. Signature of Official Submitting Report : 
Joel Rutledge - Lead Business Financial Analyst

6. DATE COMPLETED: 7/12/2007

Line No.	Supplier Name	Mine Location	Shipping Point	Transportation Mode	Tons	Effective Purchase Price (\$/Ton)	Additional Shorthaul & Loading Charges (\$/Ton)	Rail Rate (\$/Ton)	Other Rail Charges (\$/Ton)	River Barge Rate (\$/Ton)	Trans-loading Rate (\$/Ton)	Ocean Barge Rate (\$/Ton)	Other Water Charges (\$/Ton)	Other Related Charges (\$/Ton)	Transportation Charges (\$/Ton)	F.O.B. Plant Price (\$/Ton)
(a)	(b)	(c)	(d)	(e)	(f)	(g)	(h)	(i)	(j)	(k)	(l)	(m)	(n)	(o)	(p)	(q)
1	Alliance MC Mining - PEF	8, KY, 195	Scotts Branch,	UR	53,542	\$63.46	N/A	\$23.79	\$1.12	N/A	N/A	N/A	N/A	N/A	\$24.91	\$88.37
2	Massey Utility Sales Company - PEF	8, WV, 5	Sylvester, WV	UR	75,282	\$63.49	N/A	\$25.47	\$1.18	N/A	N/A	N/A	N/A	N/A	\$26.65	\$90.14
3	Transfer Facility	N/A	Gulf Barges	GB	64,289	\$68.53	N/A	N/A	N/A	N/A	N/A	\$6.91	\$0.71	N/A	\$7.61	\$76.14
4	Transfer Facility	N/A	Mobile, Al	GB	48,134	\$59.22	N/A	N/A	N/A	N/A	N/A	\$6.54	\$0.69	N/A	\$7.23	\$66.45
5	Transfer Facility	N/A	Plaquemines, Pa	GB	164,060	\$73.31	N/A	N/A	N/A	N/A	N/A	\$6.91	\$0.73	N/A	\$7.64	\$80.95

DECLASSIFIED


MONTHLY REPORT OF COST AND QUALITY OF COAL FOR ELECTRIC PLANTS
ORIGIN, TONNAGE, DELIVERED PRICE AND AS RECEIVED QUALITY

**SPECIFIED
CONFIDENTIAL**

1. Report for: Mo. 5/2007
 2. Reporting Company: Florida Power Corporation
 3. Plant Name: McDuffie Coal Terminal

4. NAME, TITLE, TELEPHONE NUMBER OF CONTACT PERSON CONCERNING DATA
 SUBMITTED ON THIS FORM: Jon Putnam, Business Financial Analyst, (919) 546-6368

5. Signature of Official Submitting Report:


 Joel Rutledge, Lead Business Financial Analyst

6. DATE COMPLETED: 7/12/2007

Line No.	Month Reported	Form Plant Name	Intended Generating Plant	Supplier Name	Original Line Number	Volume (tons)	Form No.	Column Title	Old Value	New Value	New F.O.B. Plant Price	Reason for Revision
(a)	(b)	(c)	(d)	(e)	(f)	(g)	(h)	(i)	(j)	(k)	(l)	(m)
NONE												

DECLASSIFIED

MONTHLY REPORT OF COST AND QUALITY OF COAL FOR ELECTRIC PLANTS
 ORIGIN, TONNAGE, DELIVERED PRICE AND AS RECEIVED QUALITY

**SPECIFIED
 CONFIDENTIAL**

1. Report for: Mo. 5/2007
 2. Reporting Company: Florida Power Corporation
 3. Plant Name: Transfer Facility - IMT

4. NAME, TITLE, TELEPHONE NUMBER OF CONTACT PERSON CONCERNING DATA
 SUBMITTED ON THIS FORM: Jon Putnam, Business Financial Analyst, (919) 546-6368

5. Signature of Official Submitting Report:


 Joel Rutledge - Lead Business Financial Analyst

6. DATE COMPLETED: 7/12/2007

Line No.	Month Reported	Form Plant Name	Intended Generating Plant	Supplier Name	Original Line Number	Volume (tons)	Form No.	Column Title	Old Value	New Value	New F.O.B. Plant Price	Reason for Revision
(a)	(b)	(c)	(d)	(e)	(f)	(g)	(h)	(i)	(j)	(k)	(l)	(m)
NONE												

DECLASSIFIED

MONTHLY REPORT OF COST AND QUALITY OF COAL FOR ELECTRIC PLANTS
ORIGIN, TONNAGE, DELIVERED PRICE AND AS RECEIVED QUALITY

**SPECIFIED
CONFIDENTIAL**

1. Report for: Mo. 5/2007
 2. Reporting Company: Florida Power Corporation
 3. Plant Name: Crystal River 1 & 2

4. NAME, TITLE, TELEPHONE NUMBER OF CONTACT PERSON CONCERNING DATA
 SUBMITTED ON THIS FORM: Jon Putnam, Business Financial Analyst, (919) 546-6368

5. Signature of Official Submitting Report:

Joel Rutledge
 Joel Rutledge, Lead Business Financial Analyst

6. DATE COMPLETED: 7/12/2007

Line No.	Month Reported	Form Plant Name	Intended Generating Plant	Supplier Name	Original Line Number	Volume (tons)	Form No.	Column Title	Old Value	New Value	New F.O.B. Plant Price	Reason for Revision
(a)	(b)	(c)	(d)	(e)	(f)	(g)	(h)	(i)	(j)	(k)	(l)	(m)
1	3/07	Crystal River 1&2	ICG LLC		5	11,029	2A	(k) Quality Adjustments	\$0.00	\$1.17	\$75.72	Quality Price Adjustment

DECLASSIFIED

MONTHLY REPORT OF COST AND QUALITY OF COAL FOR ELECTRIC PLANTS
ORIGIN, TONNAGE, DELIVERED PRICE AND AS RECEIVED QUALITY

**SPECIFIED
CONFIDENTIAL**

1. Report for: Mo. 5/2007
 2. Reporting Company: Florida Power Corporation
 3. Plant Name: Crystal River 4 & 5

4. NAME, TITLE, TELEPHONE NUMBER OF CONTACT PERSON CONCERNING DATA
 SUBMITTED ON THIS FORM: Jon Putnam, Business Financial Analyst, (919) 546-6368

5. Signature of Official Submitting Report:

Joel Rutledge
 Joel Rutledge - Lead Business Financial Analyst

6. DATE COMPLETED: 7/12/2007

Line No.	Month Reported	Form Plant Name	Intended Generating Plant	Supplier Name	Original Line Number	Volume (tons)	Form No.	Column Title	Old Value	New Value	New F.O.B. Plant Price	Reason for Revision
(a)	(b)	(c)	(d)	(e)	(f)	(g)	(h)	(i)	(j)	(k)	(l)	(m)
1	4/07	Crystal River 4&5	Transfer Facility		6	138,892	2C	(n) Other Water Charges	\$2.05	\$2.88	\$81.58	Adjusted Rate
1	4/07	Crystal River 4&5	Transfer Facility		8	140,054	2C	(n) Other Water Charges	\$0.00	\$0.25	\$78.66	Adjusted Rate
1	4/07	Crystal River 4&5	Transfer Facility		9	30,627	2C	(n) Other Water Charges	\$0.01	(\$0.68)	\$77.69	Adjusted Rate
1	4/07	Crystal River 4&5	Transfer Facility		10	140,855	2C	(n) Other Water Charges	\$1.69	\$0.95	\$78.89	Adjusted Rate
1	4/07	Crystal River 4&5	Transfer Facility		11	77,164	2C	(n) Other Water Charges	\$1.32	\$0.82	\$89.76	Adjusted Rate
1	4/07	Crystal River 4&5	Transfer Facility		12	32,142	2C	(n) Other Water Charges	\$1.40	\$1.91	\$64.50	Adjusted Rate

DECLASSIFIED

MONTHLY REPORT OF COST AND QUALITY OF FUEL FOR ELECTRIC PLANTS
ORIGIN, VOLUME, DELIVERED PRICE AND AS RECEIVED QUALITY

1. REPORTING MONTH: 05/2007
2. REPORTING COMPANY: FLORIDA POWER CORPORATION

3. NAME, TITLE, TELEPHONE NUMBER OF CONTACT PERSON CONCERNING DATA
SUBMITTED ON THIS FORM: DAPHNE INGRAM, SR. BUS. FIN. ANALYST (919) 546-7908

4. SIGNATURE OF OFFICIAL SUBMITTED REPORT: Joel Butledge
JOEL BUTLEDGE
LEAD BUS. FIN. ANALYST

5. DATE COMPLETED: 07/12/2007

LINE NO.	PLANT NAME	SUPPLIER NAME	SHIPPING POINT	PURCHASE TYPE	DELIVERY LOCATION	DELIVERY DATE	DELIVERY TYPE	SULFUR CONTENT (%)	BTU CONTENT (Btu/gal)	VOLUME (Bbls)	DELIVERED PRICE (\$/Bbl)
(a)	(b)	(c)	(d)	(e)	(f)	(g)	(h)	(i)	(j)	(k)	(l)
1	Ancote	Transfer Facility	Martin Gas Terminal	N/A	FOB PLANT	05/2007	FO2	0.34	138,989	1,036	\$(1.9213)
2	Bartow Peakers	Transfer Facility	Martin Gas Terminal	N/A	FOB PLANT	05/2007	FO2	0.34	138,989	10,294	\$19.2328
3	Bartow Steam Plant	RIO Energy International Inc.	Houston, TX	MTC	FOB TERMINAL	05/2007	FO6	1.40	155,241	579,370	\$51.8782
4	Crystal River	Transfer Facility	Martin Gas Terminal	N/A	FOB PLANT	05/2007	FO2	0.34	138,989	8,455	\$0.4885
5	DeBary Peakers	BP Products North America Inc	Jacksonville, FL	MTC	FOB PLANT	05/2007	FO2	0.00	137,000	178	\$36.3435
6	Intersession City Peakers	BP Products North America Inc	Central Florida Pipeline, FL	MTC	FOB PLANT	05/2007	FO2	0.00	138,278	15,141	\$93.8825
7	Suwannee Steam Plant	Western Fuels & Asphalt Supply	Toledo, OH	MTC	FOB PLANT	05/2007	FO6	0.59	155,000	2,342	\$49.2212

CONFIDENTIAL

DECLASSIFIED