



ORIGINAL
REDACTED

July 27, 2007

Ms. Ann Cole
Commission Clerk
Florida Public Service Commission
2540 Shumard Oak Boulevard
Tallahassee, Florida 32399-0850

Re: Docket No. 070001-EI

Dear Ms. Cole:

Enclosed for filing on behalf of Progress Energy Florida, Inc. are an original plus ten (10) copies of FPSC 423 forms for the month of May 2007. Forms 423-1A, 423-2, 423-2A, 423-2B, and 423-2C contained in this filing have been edited to delete certain confidential information. Progress Energy Florida, Inc.'s Request for Specified Confidential Treatment, which includes an unedited copy of the 423 forms, has been submitted for filing this date under separate cover.

Please acknowledge your receipt and filing of the above on the enclosed copy of this letter and return same to me.

Very truly yours,

John Burnett
Associate General Counsel

JB/sc
Enclosures
cc: Parties of record

- CMP _____
- COM _____
- CTR _____
- ECR _____
- GCL 2
- OPC _____
- RCA _____
- SCR _____
- SGA _____
- SEC _____
- OTH _____


DOCUMENT NUMBER - DATE
06483 JUL 30 06
FPSC-COMMISSION CLERK

Progress Energy Florida, Inc.

CERTIFICATE OF SERVICE

Docket No. 070001-EI

I HEREBY CERTIFY that a true copy of Progress Energy Florida, Inc.'s FPSC 423 Forms for the month of May 2007 have been furnished to the following individuals by regular U.S. Mail this 27th day of July 2007.



Attorney

James W. Brew
Brickfield, Burchette, Ritts & Stone, P.C.
1025 Thomas Jefferson St. NW
8th Floor, West Tower
Washington, DC 20007-5201

Keino Young
Lisa Bennett, Esq.
Florida Public Service Commission
2540 Shumard Oak Blvd.
Tallahassee, FL 32399-0850

Lee L. Willis, Esq.
James D. Beasley, Esq.
Ausley & McMullen
P.O. Box 391
Tallahassee, FL 32302

Susan D. Ritenour
Gulf Power Company
One Energy Place
Pensacola, FL 32520-0780

Jeffrey A. Stone
Russell A. Badders
Steven R. Griffin
Beggs & Lane
P.O. Box 12950
Pensacola, FL 32591

Ms. Paula K. Brown
Regulatory Affairs
Tampa Electric Company
P.O. Box 111
Tampa, FL 33601-0111

Norman Horton, Jr.
Messer, Caparello & Self, P.A.
P.O. Box 15579
Tallahassee, FL 32317

Joseph A. McGlothlin, Esq.
Office of Public Counsel
111 W. Madison St., Room 812
Tallahassee, FL 32399

Florida Industrial Power Users Group
c/o John W. McWhirter, Jr.
McWhirter Reeves
400 North Tampa Street, Suite 2450
Tampa, FL 33602

Ms. Cheryl Martin
Florida Public Utilities Company
P.O. Box 3395
West Palm Beach, FL 33402-3395

Florida Power & Light Co.
Bill Walker
215 S. Mondroe Street, Suite 810
Tallahassee, Florida 32301

Florida Power & Light Co.
R. Wade Litchfield
John T. Butler
700 Universe Blvd.
Juno Beach, FL 33408-0420

FPSC FORM 423-1

MONTHLY REPORT OF COST AND QUALITY OF FUEL FOR ELECTRIC PLANTS
ORIGIN, VOLUME, DELIVERED PRICE AND AS RECEIVED QUALITY

1. REPORTING MONTH: 05/2007
2. REPORTING COMPANY: FLORIDA POWER CORPORATION

3. NAME, TITLE, TELEPHONE NUMBER OF CONTACT PERSON CONCERNING DATA
SUBMITTED ON THIS FORM: DAPHNE INGRAM, SR. BUS. FIN. ANALYST (919) 546-7908

4. SIGNATURE OF OFFICIAL SUBMITTED REPORT: Joel Rutledge
JOEL BUTLEDGE
LEAD BUS. FIN. ANALYST

5. DATE COMPLETED: 07/12/2007

LINE NO.	PLANT NAME	SUPPLIER NAME	SHIPPING POINT	PURCHASE TYPE	DELIVERY LOCATION	DELIVERY DATE	DELIVERY TYPE	SULFUR CONTENT (%)	BTU CONTENT (Btu/gal)	VOLUME (Bbls)	DELIVERED PRICE (\$/Bbl)
(a)	(b)	(c)	(d)	(e)	(f)	(g)	(h)	(i)	(j)	(k)	(l)
1	Anclote	Transfer Facility	Martin Gas Terminal	N/A	FOB PLANT	05/2007	FO2	0.34	138,989	1,036	\$(1.9213)
2	Bartow Peakers	Transfer Facility	Martin Gas Terminal	N/A	FOB PLANT	05/2007	FO2	0.34	138,989	10,294	\$19.2328
3	Bartow Steam Plant	RIO Energy International Inc.	Houston, TX	MTC	FOB TERMINAL	05/2007	FO6	1.40	155,241	579,370	\$51.8782
4	Crystal River	Transfer Facility	Martin Gas Terminal	N/A	FOB PLANT	05/2007	FO2	0.34	138,989	8,455	\$0.4885
5	DeBary Peakers	BP Products North America Inc	Jacksonville, FL	MTC	FOB PLANT	05/2007	FO2	0.00	137,000	178	\$36.3435
6	Intersession City Peakers	BP Products North America Inc	Central Florida Pipeline, FL	MTC	FOB PLANT	05/2007	FO2	0.00	138,278	15,141	\$93.8825
7	Suwannee Steam Plant	Western Fuels & Asphalt Supply	Toledo, OH	MTC	FOB PLANT	05/2007	FO6	0.59	155,000	2,342	\$49.2212

REDACTED

DOCUMENT NUMBER-DATE

06483 JUL 30 07


FPSC-COMMISSION CLERK

MONTHLY REPORT OF COST AND QUALITY OF FUEL FOR ELECTRIC PLANTS
 ORIGIN, VOLUME, DELIVERED PRICE AND AS RECEIVED QUALITY

**SPECIFIED
 CONFIDENTIAL**

1. REPORTING MONTH: 05/2007
 2. REPORTING COMPANY: FLORIDA POWER CORPORATION

3. NAME, TITLE, TELEPHONE NUMBER OF CONTACT PERSON CONCERNING DATA
 SUBMITTED ON THIS FORM: DAPHNE INGRAM, SR. BUS. FIN. ANALYST (919) 546-7908

4. SIGNATURE OF OFFICIAL SUBMITTED REPORT: 
 JOEL RUTLEDGE
 LEAD BUS. FIN. ANALYST

5. DATE COMPLETED: 07/12/2007

LINE NO.	PLANT NAME	SUPPLIER NAME	DELIVERY LOCATION	DELIVERY DATE	TYPE OIL	VOLUME (Bbls)	INVOICE PRICE (\$/Bbls)	INVOICE AMOUNT (\$)	DISCOUNT (\$)	NET AMOUNT (\$)	NET PRICE (\$/Bbls)	EFFECTIVE TRANSPORT			ADDITIONAL TRANSPORT (\$/Bbls)	OTHER CHARGES (\$/Bbls)	DELIVERED PRICE (\$/Bbls)
												QUALITY ADJUST (\$/Bbls)	PURCHASE PRICE (\$/Bbls)	TO TERMINAL (\$/Bbls)			
(a)	(b)	(c)	(d)	(e)	(f)	(g)	(h)	(i)	(j)	(k)	(l)	(m)	(n)	(o)	(p)	(q)	(r)
1	Anclote	Transfer Facility	FOB PLANT	05/2007	FO2	1,036									\$2.70		\$(1.92)
2	Bartow Peakers	Transfer Facility	FOB PLANT	05/2007	FO2	10,294									\$4.63		\$19.23
3	Bartow Steam Plant	RIO Energy International Inc.	FOB TERMINAL	05/2007	FO6	579,370									\$0.00		\$51.88
4	Crystal River	Transfer Facility	FOB PLANT	05/2007	FO2	8,455									\$3.96		\$0.49
5	DeBary Peakers	BP Products North America Inc	FOB PLANT	05/2007	FO2	178									\$0.00		\$36.34
6	Intersession City Peakers	BP Products North America Inc	FOB PLANT	05/2007	FO2	15,141									\$0.00		\$90.13
7	Suwannee Steam Plant	Western Fuels & Asphalt Supply	FOB PLANT	05/2007	FO6	2,342									\$0.00		\$49.22

MONTHLY REPORT OF COST AND QUALITY OF COAL FOR ELECTRIC PLANTS
ORIGIN, TONNAGE, DELIVERED PRICE AND AS RECEIVED QUALITY

**SPECIFIED
CONFIDENTIAL**

1. Report for: Mo. 05/2007
2. Reporting Company: Florida Power Corporation
3. Plant Name: McDuffie Coal Terminal

4. NAME, TITLE, TELEPHONE NUMBER OF CONTACT PERSON CONCERNING DATA
SUBMITTED ON THIS FORM: Jon Putnam, Business Financial Analyst, (919) 546-6368

5. Signature of Official Submitting Report : Joel Rutledge
Joel Rutledge - Lead Business Financial Analyst

6. DATE COMPLETED: 7/12/2007

Line No.	Supplier Name	Mine Location	Purchase Type	Transportation Mode	Tons	Effective Purchase Price (\$/Ton)	Total Transportation Cost (\$/Ton)	F.O.B. Plant Price (\$/Ton)	As Received Coal Quality			
									Percent Sulfur (%)	Btu Content (Btu/lb)	Percent Ash (%)	Percent Moisture (%)
(a)	(b)	(c)	(d)	(e)	(f)	(g)	(h)	(i)	(j)	(k)	(l)	(m)
1	Interocean Coal Sales	999, IM, 45	MTC	OB	62,906			\$54.98	0.50	11,695	4.98	11.53

MONTHLY REPORT OF COST AND QUALITY OF COAL FOR ELECTRIC PLANTS
 ORIGIN, TONNAGE, DELIVERED PRICE AND AS RECEIVED QUALITY

**SPECIFIED
 CONFIDENTIAL**

1. Report for: Mo. 05/2007
 2. Reporting Company: Florida Power Corporation
 3. Plant Name: Transfer Facility - IMT

4. NAME, TITLE, TELEPHONE NUMBER OF CONTACT PERSON CONCERNING DATA
 SUBMITTED ON THIS FORM: Jon Putnam, Business Financial Analyst, (919) 546-6368

5. Signature of Official Submitting Report :

Joel Rutledge
 Joel Rutledge - Lead Business Financial Analyst

6. DATE COMPLETED: 7/12/2007


Line No.	Supplier Name	Mine Location	Purchase Type	Transportation Mode	Tons	Effective Purchase Price (\$/Ton)	Total Transportation Cost (\$/Ton)	F.O.B. Plant Price (\$/Ton)	As Received Coal Quality			
									Percent Sulfur (%)	Btu Content (Btu/lb)	Percent Ash (%)	Percent Moisture (%)
(a)	(b)	(c)	(d)	(e)	(f)	(g)	(h)	(i)	(j)	(k)	(l)	(m)
1	Central Coal Company PEF	8, WV, 39	MTC	B	26,488			\$76.00	0.69	12,402	11.55	6.11
2	Guasare Coal International NV	999, IM, 50	MTC	OB	47,823			\$68.60	0.60	12,723	7.87	7.49
3	Keystone Industries LLC	8, WV, 39	MTC	B	31,259			\$76.79	0.67	12,452	11.01	6.17

MONTHLY REPORT OF COST AND QUALITY OF COAL FOR ELECTRIC PLANTS
ORIGIN, TONNAGE, DELIVERED PRICE AND AS RECEIVED QUALITY

**SPECIFIED
CONFIDENTIAL**

1. Report for: Mo. 05/2007
2. Reporting Company: Florida Power Corporation
3. Plant Name: Crystal River 1 & 2

4. NAME, TITLE, TELEPHONE NUMBER OF CONTACT PERSON CONCERNING DATA
SUBMITTED ON THIS FORM: Jon Putnam, Business Financial Analyst, (919) 546-6368

5. Signature of Official Submitting Report : 
Joel Rutledge - Lead Business Financial Analyst

6. DATE COMPLETED: 7/12/2007

Line No.	Supplier Name	Mine Location	Purchase Type	Transportation Mode	Tons	Effective Purchase Price (\$/Ton)	Total Transportation Cost (\$/Ton)	F.O.B. Plant Price (\$/Ton)	As Received Coal Quality			
									Percent Sulfur (%)	Btu Content (Btu/lb)	Percent Ash (%)	Percent Moisture (%)
(a)	(b)	(c)	(d)	(e)	(f)	(g)	(h)	(i)	(j)	(k)	(l)	(m)
1	B&W Resources Inc	8, KY, 51	MTC	UR	21,047			\$76.96	0.97	12,117	12.33	5.63
2	CAM Mining LLC - PEF	8, KY, 195	MTC	UR	11,036			\$83.33	1.02	12,715	9.53	5.51
3	Consol Energy Inc	8, KY, 119	MTC	UR	32,864			\$81.45	1.00	12,723	8.69	5.74
4	Constellation Energy Commodities Group Inc.	8, KY, 195	MTC	UR	10,739			\$79.31	0.97	12,497	11.56	5.71
5	Constellation Energy Commodities Group Inc.	8, WV, 39	MTC	UR	11,070			\$79.16	0.79	12,259	12.87	5.50
6	ICG LLC	8, KY, 119	MTC	UR	11,047			\$73.30	1.18	12,408	12.10	5.51
7	Massey Utility Sales Company - PEF	8, KY, 195	MTC	UR	30,671			\$76.46	0.99	12,186	10.92	7.11
8	Trinity Coal Marketing LLC	8, KY, 193	LTC	UR	10,887			\$78.23	1.16	12,288	10.52	6.70

MONTHLY REPORT OF COST AND QUALITY OF COAL FOR ELECTRIC PLANTS
ORIGIN, TONNAGE, DELIVERED PRICE AND AS RECEIVED QUALITY

**SPECIFIED
CONFIDENTIAL**

1. Report for: Mo. 05/2007
2. Reporting Company: Florida Power Corporation
3. Plant Name: Crystal River 4 & 5

4. NAME, TITLE, TELEPHONE NUMBER OF CONTACT PERSON CONCERNING DATA
SUBMITTED ON THIS FORM: Jon Putnam, Business Financial Analyst, (919) 546-6368

5. Signature of Official Submitting Report : Joel Rutledge
Joel Rutledge - Lead Business Financial Analyst

6. DATE COMPLETED: 7/12/2007

Line No.	Supplier Name	Mine Location	Purchase Type	Transportation Mode	Tons	Effective Purchase Price (\$/Ton)	Total Transportation Cost (\$/Ton)	F.O.B. Plant Price (\$/Ton)	As Received Coal Quality			
									Percent Sulfur (%)	Btu Content (Btu/lb)	Percent Ash (%)	Percent Moisture (%)
(a)	(b)	(c)	(d)	(e)	(f)	(g)	(h)	(i)	(j)	(k)	(l)	(m)
1	Alliance MC Mining - PEF	8, KY, 195	MTC	UR	53,542			\$88.37	0.62	12,664	9.31	6.07
2	Massey Utility Sales Company - PEF	8, WV, 5	MTC	UR	75,282			\$90.14	0.72	12,691	11.51	5.05
3	Transfer Facility	N/A	N/A	GB	64,289			\$76.14	0.67	12,217	6.67	9.62
4	Transfer Facility	N/A	N/A	GB	48,134			\$66.45	0.51	11,702	5.20	11.29
5	Transfer Facility	N/A	N/A	GB	164,060			\$80.95	0.65	12,323	8.41	8.65

MONTHLY REPORT OF COST AND QUALITY OF COAL FOR ELECTRIC PLANTS
ORIGIN, TONNAGE, DELIVERED PRICE AND AS RECEIVED QUALITY

**SPECIFIED
CONFIDENTIAL**

1. Report for: Mo. 05/2007
 2. Reporting Company: Florida Power Corporation
 3. Plant Name: McDuffie Coal Terminal

4. NAME, TITLE, TELEPHONE NUMBER OF CONTACT PERSON CONCERNING DATA
 SUBMITTED ON THIS FORM: Jon Putnam, Business Financial Analyst, (919) 546-6368

5. Signature of Official Submitting Report :

Joel Rutledge
 Joel Rutledge - Lead Business Financial Analyst

6. DATE COMPLETED: 7/12/2007

Line No.	Supplier Name	Mine Location	Purchase Type	Tons	F.O.B. Mine Price (\$/Ton)	Short Haul & Loading Charges (\$/Ton)	Original Invoice Price (\$/Ton)	Retro-active Price Inc(Dec) (\$/Ton)	Base Price (\$/Ton)	Quality Adjust-ments (\$/Ton)	Effective Purchase Price (\$/Ton)
(a)	(b)	(c)	(d)	(e)	(f)	(g)	(h)	(i)	(j)	(k)	(l)
1	Interocean Coal Sales	999, IM, 45	MTC	62,906		N/A		\$0.00			

MONTHLY REPORT OF COST AND QUALITY OF COAL FOR ELECTRIC PLANTS
ORIGIN, TONNAGE, DELIVERED PRICE AND AS RECEIVED QUALITY

**SPECIFIED
CONFIDENTIAL**

1. Report for: Mo. 05/2007
 2. Reporting Company: Florida Power Corporation
 3. Plant Name: Transfer Facility - IMT

4. NAME, TITLE, TELEPHONE NUMBER OF CONTACT PERSON CONCERNING DATA
 SUBMITTED ON THIS FORM: Jon Putnam, Business Financial Analyst, (919) 546-6368

5. Signature of Official Submitting Report :

Joe Rutledge
 Joe Rutledge - Lead Business Financial Analyst

6. DATE COMPLETED: 7/12/2007

Line No.	Supplier Name	Mine Location	Purchase Type	Tons	F.O.B. Mine Price (\$/Ton)	Short Haul & Loading Charges (\$/Ton)	Original Invoice Price (\$/Ton)	Retro-active Price Inc(Dec) (\$/Ton)	Base Price (\$/Ton)	Quality Adjust-ments (\$/Ton)	Effective Purchase Price (\$/Ton)
(a)	(b)	(c)	(d)	(e)	(f)	(g)	(h)	(i)	(j)	(k)	(l)
1	Central Coal Company PEF	8, WV, 39	MTC	26,488		N/A		\$0.00			
2	Guasare Coal International NV	999, IM, 50	MTC	47,823		N/A		\$0.00			
3	Keystone Industries LLC	8, WV, 39	MTC	31,259		N/A		\$0.00			


MONTHLY REPORT OF COST AND QUALITY OF COAL FOR ELECTRIC PLANTS
ORIGIN, TONNAGE, DELIVERED PRICE AND AS RECEIVED QUALITY

**SPECIFIED
CONFIDENTIAL**

1. Report for: Mo. 05/2007
2. Reporting Company: Florida Power Corporation
3. Plant Name: Crystal River 1 & 2

4. NAME, TITLE, TELEPHONE NUMBER OF CONTACT PERSON CONCERNING DATA
SUBMITTED ON THIS FORM: Jon Putnam, Business Financial Analyst, (919) 546-6368

5. Signature of Official Submitting Report :



Joel Rutledge, Lead Business Financial Analyst

6. DATE COMPLETED: 7/12/2007

Line No.	Supplier Name	Mine Location	Purchase Type	Tons	F.O.B. Mine Price (\$/Ton)	Short Haul & Loading Charges (\$/Ton)	Original Invoice Price (\$/Ton)	Retro-active Price Inc(Dec) (\$/Ton)	Base Price (\$/Ton)	Quality Adjust-ments (\$/Ton)	Effective Purchase Price (\$/Ton)
(a)	(b)	(c)	(d)	(e)	(f)	(g)	(h)	(i)	(j)	(k)	(l)
1	B&W Resources Inc	8, KY, 51	MTC	21,047		N/A		\$0.00			
2	CAM Mining LLC - PEF	8, KY, 195	MTC	11,036		N/A		\$0.00			
3	Consol Energy Inc	8, KY, 119	MTC	32,864		N/A		\$0.00			
4	Constellation Energy Commodities Group Inc.	8, KY, 195	MTC	10,739		N/A		\$0.00			
5	Constellation Energy Commodities Group Inc.	8, WV, 39	MTC	11,070		N/A		\$0.00			
6	ICG LLC	8, KY, 119	MTC	11,047		N/A		\$0.00			
7	Massey Utility Sales Company - PEF	8, KY, 195	MTC	30,671		N/A		\$0.00			
8	Trinity Coal Marketing LLC	8, KY, 193	LTC	10,887		N/A		\$0.00			

MONTHLY REPORT OF COST AND QUALITY OF COAL FOR ELECTRIC PLANTS
ORIGIN, TONNAGE, DELIVERED PRICE AND AS RECEIVED QUALITY

**SPECIFIED
CONFIDENTIAL**

1. Report for: Mo. 05/2007
 2. Reporting Company: Florida Power Corporation
 3. Plant Name: Crystal River 4 & 5

4. NAME, TITLE, TELEPHONE NUMBER OF CONTACT PERSON CONCERNING DATA
 SUBMITTED ON THIS FORM: Jon Putnam, Business Financial Analyst, (919) 546-6368

5. Signature of Official Submitting Report :

Joel Rutledge
 Joel Rutledge - Lead Business Financial Analyst

6. DATE COMPLETED: 7/12/2007

Line No.	Supplier Name	Mine Location	Purchase Type	Tons	F.O.B. Mine Price (\$/Ton)	Short Haul & Loading Charges (\$/Ton)	Original Invoice Price (\$/Ton)	Retro-active Price Inc(Dec) (\$/Ton)	Base Price (\$/Ton)	Quality Adjust-ments (\$/Ton)	Effective Purchase Price (\$/Ton)
(a)	(b)	(c)	(d)	(e)	(f)	(g)	(h)	(i)	(j)	(k)	(l)
1	Alliance MC Mining - PEF	8, KY, 195	MTC	53,542		N/A		\$0.00			
2	Massey Utility Sales Company - PEF	8, WV, 5	MTC	75,282		N/A		\$0.00			
3	Transfer Facility	N/A	N/A	64,289		N/A		\$0.00		N/A	
4	Transfer Facility	N/A	N/A	48,134		N/A		\$0.00		N/A	
5	Transfer Facility	N/A	N/A	164,060		N/A		\$0.00		N/A	

MONTHLY REPORT OF COST AND QUALITY OF COAL FOR ELECTRIC PLANTS
ORIGIN, TONNAGE, DELIVERED PRICE AND AS RECEIVED QUALITY

**SPECIFIED
CONFIDENTIAL**

1. Report for: Mo. 05/2007
2. Reporting Company: Florida Power Corporation
3. Plant Name: McDuffie Coal Terminal

4. NAME, TITLE, TELEPHONE NUMBER OF CONTACT PERSON CONCERNING DATA
SUBMITTED ON THIS FORM: Jon Putnam, Business Financial Analyst, (919) 546-6368

5. Signature of Official Submitting Report :

Joe Rutledge
Joe Rutledge - Lead Business Financial Analyst

6. DATE COMPLETED: 7/12/2007

Line No.	Supplier Name	Mine Location	Shipping Point	Transportation Mode	Tons	Effective Purchase Price (\$/Ton)	Additional Shorthaul & Loading Charges (\$/Ton)	Rail Rate (\$/Ton)	Other Rail Charges (\$/Ton)	River Barge Rate (\$/Ton)	Trans-loading Rate (\$/Ton)	Ocean Barge Rate (\$/Ton)	Other Water Charges (\$/Ton)	Other Related Charges (\$/Ton)	Transportation Charges (\$/Ton)	F.O.B. Plant Price (\$/Ton)
(a)	(b)	(c)	(d)	(e)	(f)	(g)	(h)	(i)	(j)	(k)	(l)	(m)	(n)	(o)	(p)	(q)
1	Interocean Coal Sales	999, IM, 45	Cartagena, S.A.	OB	62,906	██████████	N/A	N/A	N/A	N/A	N/A	N/A	N/A	N/A	██████████	\$54.98

MONTHLY REPORT OF COST AND QUALITY OF COAL FOR ELECTRIC PLANTS
ORIGIN, TONNAGE, DELIVERED PRICE AND AS RECEIVED QUALITY

**SPECIFIED
CONFIDENTIAL**

1. Report for: Mo. 05/2007
 2. Reporting Company: Florida Power Corporation
 3. Plant Name: Transfer Facility - IMT

4. NAME, TITLE, TELEPHONE NUMBER OF CONTACT PERSON CONCERNING DATA
 SUBMITTED ON THIS FORM: Jon Putnam, Business Financial Analyst, (919) 546-6368

5. Signature of Official Submitting Report : Joel Rutledge
 Joel Rutledge - Lead Business Financial Analyst

6. DATE COMPLETED: 7/12/2007

Line No.	Supplier Name	Mine Location	Shipping Point	Transportation Mode	Tons	Effective Purchase Price (\$/Ton)	Additional Shorthaul & Loading Charges (\$/Ton)	Rail Rate (\$/Ton)	Other Rail Charges (\$/Ton)	River Barge Rate (\$/Ton)	Trans-loading Rate (\$/Ton)	Ocean Barge Rate (\$/Ton)	Other Water Charges (\$/Ton)	Other Related Charges (\$/Ton)	Transportation Charges (\$/Ton)	F.O.B. Plant Price (\$/Ton)
1	Central Coal Company PEF	8, WV, 39	Winifrede Dock,	B	26,488	██████████	N/A	N/A	N/A	██████████	██████████	N/A	N/A	N/A	██████████	\$76.00
2	Guasare Coal International NV	999, IM, 50	Paso Diablo, S.A.	OB	47,823	██████████	N/A	N/A	N/A	N/A	██████████	N/A	N/A	N/A	██████████	\$68.60
3	Keystone Industries LLC	8, WV, 39	Marmet Dock,	B	31,259	██████████	N/A	N/A	N/A	██████████	██████████	N/A	N/A	N/A	██████████	\$76.79

MONTHLY REPORT OF COST AND QUALITY OF COAL FOR ELECTRIC PLANTS
ORIGIN, TONNAGE, DELIVERED PRICE AND AS RECEIVED QUALITY

**SPECIFIED
CONFIDENTIAL**

1. Report for: Mo. 05/2007
2. Reporting Company: Florida Power Corporation
3. Plant Name: Crystal River 1 & 2

4. NAME, TITLE, TELEPHONE NUMBER OF CONTACT PERSON CONCERNING DATA
SUBMITTED ON THIS FORM: Jon Putnam, Business Financial Analyst, (919) 546-6368

5. Signature of Official Submitting Report :

Joel Rutledge
Joel Rutledge - Lead Business Financial Analyst

6. DATE COMPLETED: 7/12/2007

Line No.	Supplier Name	Mine Location	Shipping Point	Transportation Mode	Tons	Effective Purchase Price (\$/Ton)	Additional Shorthaul & Loading Charges (\$/Ton)	Rail Rate (\$/Ton)	Other Rail Charges (\$/Ton)	River Barge Rate (\$/Ton)	Trans-loading Rate (\$/Ton)	Ocean Barge Rate (\$/Ton)	Other Water Charges (\$/Ton)	Other Related Charges (\$/Ton)	Transportation Charges (\$/Ton)	F.O.B.
																Plant Price (\$/Ton)
(a)	(b)	(c)	(d)	(e)	(f)	(g)	(h)	(i)	(j)	(k)	(l)	(m)	(n)	(o)	(p)	(q)
1	B&W Resources Inc	8, KY, 51	Resource, KY	UR	21,047		N/A			N/A	N/A	N/A	N/A	N/A		\$76.96
2	CAM Mining LLC - PEF	8, KY, 195	Damron Fork, KY	UR	11,036		N/A			N/A	N/A	N/A	N/A	N/A		\$83.33
3	Consol Energy Inc	8, KY, 119	Mousie, KY	UR	32,864		N/A			N/A	N/A	N/A	N/A	N/A		\$81.45
4	Constellation Energy Commodities Group	8, KY, 195	Damron Fork, KY	UR	10,739		N/A			N/A	N/A	N/A	N/A	N/A		\$79.31
5	Constellation Energy Commodities Group	8, WV, 39	Toms Fork	UR	11,070		N/A			N/A	N/A	N/A	N/A	N/A		\$79.16
6	ICG LLC	8, KY, 119	Raven	UR	11,047		N/A			N/A	N/A	N/A	N/A	N/A		\$73.30
7	Massey Utility Sales Company - PEF	8, KY, 195	Goff, KY	UR	30,671		N/A			N/A	N/A	N/A	N/A	N/A		\$76.46
8	Trinity Coal Marketing LLC	8, KY, 193	Sigmon, KY	UR	10,887		N/A			N/A	N/A	N/A	N/A	N/A		\$78.23


MONTHLY REPORT OF COST AND QUALITY OF COAL FOR ELECTRIC PLANTS
ORIGIN, TONNAGE, DELIVERED PRICE AND AS RECEIVED QUALITY

**SPECIFIED
CONFIDENTIAL**

1. Report for: Mo. 05/2007
2. Reporting Company: Florida Power Corporation
3. Plant Name: Crystal River 4 & 5

4. NAME, TITLE, TELEPHONE NUMBER OF CONTACT PERSON CONCERNING DATA
SUBMITTED ON THIS FORM: Jon Putnam, Business Financial Analyst, (919) 546-6368

5. Signature of Official Submitting Report :



Joel Rutledge - Lead Business Financial Analyst

6. DATE COMPLETED: 7/12/2007

Line No.	Supplier Name	Mine Location	Shipping Point	Transportation Mode	Tons	Effective Purchase Price (\$/Ton)	Additional Shorthaul & Loading Charges (\$/Ton)	Rail Rate (\$/Ton)	Other Rail Charges (\$/Ton)	River Barge Rate (\$/Ton)	Trans-loading Rate (\$/Ton)	Ocean Barge Rate (\$/Ton)	Other Water Charges (\$/Ton)	Other Related Charges (\$/Ton)	Transportation Charges (\$/Ton)	F.O.B. Plant Price (\$/Ton)
(a)	(b)	(c)	(d)	(e)	(f)	(g)	(h)	(i)	(j)	(k)	(l)	(m)	(n)	(o)	(p)	(q)
1	Alliance MC Mining - PEF	8, KY, 195	Scotts Branch,	UR	53,542	██████████	N/A	██████████	██████████	N/A	N/A	N/A	N/A	N/A	██████████	\$88.37
2	Massey Utility Sales Company - PEF	8, WV, 5	Sylvester, WV	UR	75,282	██████████	N/A	██████████	██████████	N/A	N/A	N/A	N/A	N/A	██████████	\$90.14
3	Transfer Facility	N/A	Gulf Barges	GB	64,289	██████████	N/A	N/A	N/A	N/A	N/A	██████████	██████████	N/A	██████████	\$76.14
4	Transfer Facility	N/A	Mobile, Al	GB	48,134	██████████	N/A	N/A	N/A	N/A	N/A	██████████	██████████	N/A	██████████	\$66.45
5	Transfer Facility	N/A	Plaquemines, Pa	GB	164,060	██████████	N/A	N/A	N/A	N/A	N/A	██████████	██████████	N/A	██████████	\$80.95


MONTHLY REPORT OF COST AND QUALITY OF COAL FOR ELECTRIC PLANTS
 ORIGIN, TONNAGE, DELIVERED PRICE AND AS RECEIVED QUALITY

**SPECIFIED
 CONFIDENTIAL**

1. Report for: Mo. 5/2007
 2. Reporting Company: Florida Power Corporation
 3. Plant Name: McDuffie Coal Terminal

4. NAME, TITLE, TELEPHONE NUMBER OF CONTACT PERSON CONCERNING DATA
 SUBMITTED ON THIS FORM: Jon Putnam, Business Financial Analyst, (919) 546-6368

5. Signature of Official Submitting Report:


 Joel Rutledge - Lead Business Financial Analyst

6. DATE COMPLETED: 7/12/2007

Line No.	Month Reported	Form Plant Name	Intended Generating Plant	Supplier Name	Original Line Number	Volume (tons)	Form No.	Column Title	Old Value	New Value	New F.O.B. Plant Price	Reason for Revision
(a)	(b)	(c)	(d)	(e)	(f)	(g)	(h)	(i)	(j)	(k)	(l)	(m)
NONE												


MONTHLY REPORT OF COST AND QUALITY OF COAL FOR ELECTRIC PLANTS
 ORIGIN, TONNAGE, DELIVERED PRICE AND AS RECEIVED QUALITY

**SPECIFIED
 CONFIDENTIAL**

1. Report for: Mo. 5/2007
 2. Reporting Company: Florida Power Corporation
 3. Plant Name: Transfer Facility - IMT

4. NAME, TITLE, TELEPHONE NUMBER OF CONTACT PERSON CONCERNING DATA
 SUBMITTED ON THIS FORM: Jon Putnam, Business Financial Analyst, (919) 546-6368

5. Signature of Official Submitting Report:


 Joel Rutledge - Lead Business Financial Analyst

6. DATE COMPLETED: 7/12/2007

Line No.	Month Reported	Form Plant Name	Intended Generating Plant	Supplier Name	Original Line Number	Volume (tons)	Form No.	Column Title	Old Value	New Value	New F.O.B. Plant Price	Reason for Revision
(a)	(b)	(c)	(d)	(e)	(f)	(g)	(h)	(i)	(j)	(k)	(l)	(m)
NONE												


MONTHLY REPORT OF COST AND QUALITY OF COAL FOR ELECTRIC PLANTS
ORIGIN, TONNAGE, DELIVERED PRICE AND AS RECEIVED QUALITY

**SPECIFIED
CONFIDENTIAL**

1. Report for: Mo. 5/2007
 2. Reporting Company: Florida Power Corporation
 3. Plant Name: Crystal River 1 & 2

4. NAME, TITLE, TELEPHONE NUMBER OF CONTACT PERSON CONCERNING DATA
 SUBMITTED ON THIS FORM: Jon Putnam, Business Financial Analyst, (919) 546-6368

5. Signature of Official Submitting Report:


 Joel Rutledge - Lead Business Financial Analyst

6. DATE COMPLETED: 7/12/2007

Line No.	Month Reported	Form Plant Name	Intended Generating Plant	Supplier Name	Original Line Number	Volume (tons)	Form No.	Column Title	Old Value	New Value	New F.O.B. Plant Price	Reason for Revision
(a)	(b)	(c)	(d)	(e)	(f)	(g)	(h)	(i)	(j)	(k)	(l)	(m)
1	3/07	Crystal River 1&2	ICG LLC		5	11,029	2A	(k) Quality Adjustments			\$75.72	Quality Price Adjustment


MONTHLY REPORT OF COST AND QUALITY OF COAL FOR ELECTRIC PLANTS
 ORIGIN, TONNAGE, DELIVERED PRICE AND AS RECEIVED QUALITY

**SPECIFIED
 CONFIDENTIAL**

1. Report for: Mo. 5/2007
 2. Reporting Company: Florida Power Corporation
 3. Plant Name: Crystal River 4 & 5

4. NAME, TITLE, TELEPHONE NUMBER OF CONTACT PERSON CONCERNING DATA
 SUBMITTED ON THIS FORM: Jon Putnam, Business Financial Analyst, (919) 546-6368

5. Signature of Official Submitting Report:


 Joel Rutledge - Lead Business Financial Analyst

6. DATE COMPLETED: 7/12/2007

Line No.	Month Reported	Form Plant Name	Intended Generating Plant	Supplier Name	Original Line Number	Volume (tons)	Form No.	Column Title	Old Value	New Value	New F.O.B. Plant Price	Reason for Revision
(a)	(b)	(c)	(d)	(e)	(f)	(g)	(h)	(i)	(j)	(k)	(l)	(m)
1	4/07	Crystal River 4&5	Transfer Facility		6	138,892	2C	(n) Other Water Charges			\$81.58	Adjusted Rate
1	4/07	Crystal River 4&5	Transfer Facility		8	140,054	2C	(n) Other Water Charges			\$78.66	Adjusted Rate
1	4/07	Crystal River 4&5	Transfer Facility		9	30,627	2C	(n) Other Water Charges			\$77.69	Adjusted Rate
1	4/07	Crystal River 4&5	Transfer Facility		10	140,855	2C	(n) Other Water Charges			\$78.89	Adjusted Rate
1	4/07	Crystal River 4&5	Transfer Facility		11	77,164	2C	(n) Other Water Charges			\$89.76	Adjusted Rate
1	4/07	Crystal River 4&5	Transfer Facility		12	32,142	2C	(n) Other Water Charges			\$64.50	Adjusted Rate