

AUSLEY & McMULLEN

ATTORNEYS AND COUNSELORS AT LAW

227 SOUTH CALHOUN STREET
P.O. BOX 391 (ZIP 32302)
TALLAHASSEE, FLORIDA 32301
(850) 224-9115 FAX (850) 222-7560

September 17, 2007

HAND DELIVERED

CONFIDENTIAL

DECLASSIFIED

Ms. Ann Cole, Director
Office of Commission Clerk
Florida Public Service Commission
2540 Shumard Oak Boulevard
Tallahassee, FL 32399-0850

Re: Fuel and Purchased Power Cost Recovery Clause
and Generating Performance Incentive Factor
FPSC Docket No. 070001-EI

REQUEST FOR SPECIFIED CONFIDENTIAL TREATMENT
(CONFIDENTIAL DOCUMENTS ATTACHED)

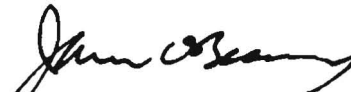
Dear Ms. Cole:

We submit herewith a single confidential set of Tampa Electric Company's highlighted 423 Forms for the month of July 2007 and request specified confidential treatment of Forms 423-1(a), 423-2, 423-2(a) and 423-2(b). Our request is made pursuant to Section 366.093, Fla. Stat., for the reasons detailed in the document entitled "Tampa Electric Company's Request for Specified Confidential Treatment", which document was filed under separate cover (copy enclosed). The sensitive information contained in these forms has been highlighted in yellow.

Please acknowledge receipt and filing of the above by stamping the duplicate copy of this letter and returning same to this writer.

Thank you for your assistance in connection with this matter.

Sincerely,



James D. Beasley

CONFIDENTIAL


JDB/pp
Enclosures

cc: All Parties of Record (w/o enc.)

DECLASSIFIED

09/17/2009 KMP

DOCUMENT NUMBER-DATE

08484 SEP 17 5 

FPSC-COMMISSION CLERK

MONTHLY REPORT OF COST AND QUALITY OF FUEL OIL FOR ELECTRIC PLANTS
ORIGIN, VOLUME, DELIVERED PRICE AND AS RECEIVED QUALITY

1. Reporting Month: July Year: 2007

2. Reporting Company: Tampa Electric Company

3. Name, Title & Telephone Number of Contact Person Concerning Data
Submitted on this Form: Jeffrey Chronister, Assistant Controller
(813) - 228 - 1609

4. Signature of Official Submitting Report: 
Jeffrey Chronister, Assistant Controller

5. Date Completed: September 17, 2007

Line No. (a)	Plant Name (b)	Supplier Name (c)	Shipping Point (d)	Purchase Type (e)	Delivery Location (f)	Delivery Date (g)	Type Oil (h)	Sulfur Content % (i)	BTU Content (BTU/Gal) (j)	Volume (Bbls) (k)	Delivered Price (\$/Bbl) (l)
1.	Big Bend	Transmontaigne	Manatee	MTC	Big Bend	7/11/2007	F02	*	*	353.05	\$95.69
2.	Big Bend	Transmontaigne	Manatee	MTC	Big Bend	7/12/2007	F02	*	*	713.93	\$95.52
3.	Big Bend	Transmontaigne	Manatee	MTC	Big Bend	7/13/2007	F02	*	*	353.52	\$95.78
4.	Big Bend	Transmontaigne	Manatee	MTC	Big Bend	7/16/2007	F02	*	*	353.62	\$92.90
5.	Big Bend	Transmontaigne	Manatee	MTC	Big Bend	7/28/2007	F02	*	*	715.12	\$96.09
6.	Big Bend	Transmontaigne	Manatee	MTC	Big Bend	7/29/2007	F02	*	*	353.20	\$96.09
7.	Polk	Transmontaigne	Manatee	MTC	Polk	7/1/2007	F02	*	*	530.38	\$94.24
8.	Polk	Transmontaigne	Manatee	MTC	Polk	7/2/2007	F02	*	*	707.33	\$95.18
9.	Polk	Transmontaigne	Manatee	MTC	Polk	7/3/2007	F02	*	*	1,060.98	\$95.66
10.	Polk	Transmontaigne	Manatee	MTC	Polk	7/4/2007	F02	*	*	1,233.71	\$95.66
11.	Polk	Transmontaigne	Manatee	MTC	Polk	7/5/2007	F02	*	*	176.79	\$96.52
12.	Polk	Transmontaigne	Manatee	MTC	Polk	7/6/2007	F02	*	*	707.26	\$96.88
13.	Polk	Transmontaigne	Manatee	MTC	Polk	7/7/2007	F02	*	*	530.98	\$96.88
14.	Polk	Transmontaigne	Manatee	MTC	Polk	7/9/2007	F02	*	*	353.55	\$96.69
15.	Polk	Transmontaigne	Manatee	MTC	Polk	7/28/2007	F02	*	*	1,085.12	\$96.69
16.	Polk	Transmontaigne	Manatee	MTC	Polk	7/29/2007	F02	*	*	544.74	\$96.69
17.	Polk	Transmontaigne	Manatee	MTC	Polk	7/31/2007	F02	*	*	361.01	\$97.64
18.	Phillips	Transmontaigne	Manatee	MTC	Phillips	7/5/2007	F02	*	*	353.67	\$97.21
19.	Phillips	Transmontaigne	Manatee	MTC	Phillips	7/2/2007	F06	*	*	466.36	\$60.94

DOCUMENT NUMBER-DATE
08484 SEP 17 06
FPSC-COMMISSION CLERK

* No analysis taken
FPSC FORM 423-1 (2/87)

MONTHLY REPORT OF COST AND QUALITY OF FUEL OIL FOR ELECTRIC PLANTS
ORIGIN, VOLUME, DELIVERED PRICE AND AS RECEIVED QUALITY


1. Reporting Month: July Year: 2007

2. Reporting Company: Tampa Electric Company

3. Name, Title & Telephone Number of Contact Person Concerning Data

Submitted on this Form: Jeffrey Chronister, Assistant Controller
(813) - 228 - 1609

4. Signature of Official Submitting Report:



Jeffrey Chronister, Assistant Controller

5. Date Completed: September 17, 2007

Line No. (a)	Plant Name (b)	Supplier Name (c)	Shipping Point (d)	Purchase Type (e)	Delivery Location (f)	Delivery Date (g)	Type Oil (h)	Sullur Content % (i)	BTU Content (BTU/Gal) (j)	Volume (Bbls) (k)	Delivered Price (\$/Bbl) (l)
20.	Phillips	Transmontaigne	Manatee	MTC	Phillips	7/3/2007	F06	*	*	471.53	\$61.49
21.	Phillips	Transmontaigne	Manatee	MTC	Phillips	7/5/2007	F06	*	*	471.50	\$61.43
22.	Phillips	Transmontaigne	Manatee	MTC	Phillips	7/6/2007	F06	*	*	470.71	\$61.83
23.	Phillips	Transmontaigne	Manatee	MTC	Phillips	7/9/2007	F06	*	*	311.74	\$62.59
24.	Phillips	Transmontaigne	Manatee	MTC	Phillips	7/10/2007	F06	*	*	471.33	\$62.59
25.	Phillips	Transmontaigne	Manatee	MTC	Phillips	7/11/2007	F06	*	*	626.09	\$62.23
26.	Phillips	Transmontaigne	Manatee	MTC	Phillips	7/12/2007	F06	*	*	621.64	\$62.86
27.	Phillips	Transmontaigne	Manatee	MTC	Phillips	7/13/2007	F06	*	*	472.08	\$62.99
28.	Phillips	Transmontaigne	Manatee	MTC	Phillips	7/16/2007	F06	*	*	467.26	\$62.60
29.	Phillips	Transmontaigne	Manatee	MTC	Phillips	7/17/2007	F06	*	*	622.28	\$62.74
30.	Phillips	Transmontaigne	Manatee	MTC	Phillips	7/18/2007	F06	*	*	473.57	\$63.62
31.	Phillips	Transmontaigne	Manatee	MTC	Phillips	7/19/2007	F06	*	*	470.69	\$65.27
32.	Phillips	Transmontaigne	Manatee	MTC	Phillips	7/20/2007	F06	*	*	472.41	\$65.28
33.	Phillips	Transmontaigne	Manatee	MTC	Phillips	7/23/2007	F06	*	*	473.74	\$65.53
34.	Phillips	Transmontaigne	Manatee	MTC	Phillips	7/24/2007	F06	*	*	468.86	\$64.73

MONTHLY REPORT OF COST AND QUALITY OF FUEL OIL FOR ELECTRIC PLANTS
 DETAIL OF INVOICE AND TRANSPORTATION CHARGES

1. Reporting Month: July Year: 2007
 2. Reporting Company: Tampa Electric Company

3. Name, Title & Telephone Number of Contact Person Concerning Data
 Submitted on this Form: Jeffrey Chronister, Assistant Controller
 (813) - 228 - 1609

4. Signature of Official Submitting Report: 
 Jeffrey Chronister, Assistant Controller

5. Date Completed: September 17, 2007

DECLASSIFIED

Line No. (a)	Plant Name (b)	Supplier Name (c)	Delivery Location (d)	Delivery Date (e)	Type Oil (f)	Volume (Bbls) (g)	Invoice Price (\$/Bbl) (h)	Invoice Amount \$ (i)	Discount \$ (j)	Net Amount \$ (k)	Net Price (\$/Bbl) (l)	Quality Adjust. (\$/Bbl) (m)	Effective Purchase Price (\$/Bbl) (n)	Transport to Terminal (\$/Bbl) (o)	Add'l Transport Charges (\$/Bbl) (p)	Other Charges (\$/Bbl) (q)	Delivered Price (\$/Bbl) (r)
1.	Big Bend	Transmontaigne	Big Bend	7/11/2007	F02	353.05	\$95.69	33,784.18	\$0.00	33,784.18	\$95.69	\$0.00	\$95.69	\$0.00	\$0.00	\$0.00	\$95.69
2.	Big Bend	Transmontaigne	Big Bend	7/12/2007	F02	713.93	\$95.52	68,198.02	\$0.00	68,198.02	\$95.52	\$0.00	\$95.52	\$0.00	\$0.00	\$0.00	\$95.52
3.	Big Bend	Transmontaigne	Big Bend	7/13/2007	F02	353.52	\$95.78	33,859.40	\$0.00	33,859.40	\$95.78	\$0.00	\$95.78	\$0.00	\$0.00	\$0.00	\$95.78
4.	Big Bend	Transmontaigne	Big Bend	7/16/2007	F02	353.62	\$92.90	32,851.21	\$0.00	32,851.21	\$92.90	\$0.00	\$92.90	\$0.00	\$0.00	\$0.00	\$92.90
5.	Big Bend	Transmontaigne	Big Bend	7/28/2007	F02	715.12	\$96.09	68,717.21	\$0.00	68,717.21	\$96.09	\$0.00	\$96.09	\$0.00	\$0.00	\$0.00	\$96.09
6.	Big Bend	Transmontaigne	Big Bend	7/29/2007	F02	353.20	\$96.09	33,938.79	\$0.00	33,938.79	\$96.09	\$0.00	\$96.09	\$0.00	\$0.00	\$0.00	\$96.09
7.	Polk	Transmontaigne	Polk	7/1/2007	F02	530.38	\$94.24	49,980.75	\$0.00	49,980.75	\$94.24	\$0.00	\$94.24	\$0.00	\$0.00	\$0.00	\$94.24
8.	Polk	Transmontaigne	Polk	7/2/2007	F02	707.33	\$95.18	67,324.43	\$0.00	67,324.43	\$95.18	\$0.00	\$95.18	\$0.00	\$0.00	\$0.00	\$95.18
9.	Polk	Transmontaigne	Polk	7/3/2007	F02	1,060.98	\$95.66	101,496.79	\$0.00	101,496.79	\$95.66	\$0.00	\$95.66	\$0.00	\$0.00	\$0.00	\$95.66
10.	Polk	Transmontaigne	Polk	7/4/2007	F02	1,233.71	\$95.66	118,021.55	\$0.00	118,021.55	\$95.66	\$0.00	\$95.66	\$0.00	\$0.00	\$0.00	\$95.66
11.	Polk	Transmontaigne	Polk	7/5/2007	F02	176.79	\$96.52	17,064.17	\$0.00	17,064.17	\$96.52	\$0.00	\$96.52	\$0.00	\$0.00	\$0.00	\$96.52
12.	Polk	Transmontaigne	Polk	7/6/2007	F02	707.26	\$96.88	68,520.67	\$0.00	68,520.67	\$96.88	\$0.00	\$96.88	\$0.00	\$0.00	\$0.00	\$96.88
13.	Polk	Transmontaigne	Polk	7/7/2007	F02	530.98	\$96.88	51,441.84	\$0.00	51,441.84	\$96.88	\$0.00	\$96.88	\$0.00	\$0.00	\$0.00	\$96.88
14.	Polk	Transmontaigne	Polk	7/9/2007	F02	353.55	\$96.69	34,185.41	\$0.00	34,185.41	\$96.69	\$0.00	\$96.69	\$0.00	\$0.00	\$0.00	\$96.69
15.	Polk	Transmontaigne	Polk	7/28/2007	F02	1,085.12	\$96.69	104,922.95	\$0.00	104,922.95	\$96.69	\$0.00	\$96.69	\$0.00	\$0.00	\$0.00	\$96.69
16.	Polk	Transmontaigne	Polk	7/29/2007	F02	544.74	\$96.69	52,672.11	\$0.00	52,672.11	\$96.69	\$0.00	\$96.69	\$0.00	\$0.00	\$0.00	\$96.69
17.	Polk	Transmontaigne	Polk	7/31/2007	F02	361.01	\$97.64	35,249.49	\$0.00	35,249.49	\$97.64	\$0.00	\$97.64	\$0.00	\$0.00	\$0.00	\$97.64
18.	Phillips	Transmontaigne	Phillips	7/5/2007	F02	353.67	\$97.21	34,379.66	\$0.00	34,379.66	\$97.21	\$0.00	\$97.21	\$0.00	\$0.00	\$0.00	\$97.21
19.	Phillips	Transmontaigne	Phillips	7/2/2007	F06	466.36	\$60.94	28,422.29	\$0.00	28,422.29	\$60.94	\$0.00	\$60.94	\$0.00	\$0.00	\$0.00	\$60.94

** SPECIFIED CONFIDENTIAL **
 MONTHLY REPORT OF COST AND QUALITY OF FUEL OIL FOR ELECTRIC PLANTS
 DETAIL OF INVOICE AND TRANSPORTATION CHARGES

1. Reporting Month: July Year: 2007
 2. Reporting Company: Tampa Electric Company

3. Name, Title & Telephone Number of Contact Person Concerning Data
 Submitted on this Form: Jeffrey Chronister, Assistant Controller
 (813) - 228 - 1609

4. Signature of Official Submitting Report: 
 Jeffrey Chronister, Assistant Controller

5. Date Completed: September 17, 2007

DECLASSIFIED

Line No. (a)	Plant Name (b)	Supplier Name (c)	Delivery Location (d)	Delivery Date (e)	Type Oil (f)	Volume (Bbls) (g)	Invoice Price (\$/Bbl) (h)	Invoice Amount \$ (i)	Discount \$ (j)	Net Amount \$ (k)	Net Price (\$/Bbl) (l)	Quality Adjust. (\$/Bbl) (m)	Effective Purchase Price (\$/Bbl) (n)	Transport to Terminal (\$/Bbl) (o)	Add'l Transport Charges (\$/Bbl) (p)	Other Charges (\$/Bbl) (q)	Delivered Price (\$/Bbl) (r)
20.	Phillips	Transmontaigne	Phillips	7/3/2007	F06	471.53	\$61.49	28,996.73	\$0.00	28,996.73	\$61.49	\$0.00	\$61.49	\$0.00	\$0.00	\$0.00	\$61.49
21.	Phillips	Transmontaigne	Phillips	7/5/2007	F06	471.50	\$61.43	28,966.59	\$0.00	28,966.59	\$61.43	\$0.00	\$61.43	\$0.00	\$0.00	\$0.00	\$61.43
22.	Phillips	Transmontaigne	Phillips	7/6/2007	F06	470.71	\$61.83	29,106.34	\$0.00	29,106.34	\$61.83	\$0.00	\$61.83	\$0.00	\$0.00	\$0.00	\$61.83
23.	Phillips	Transmontaigne	Phillips	7/9/2007	F06	311.74	\$62.59	19,511.79	\$0.00	19,511.79	\$62.59	\$0.00	\$62.59	\$0.00	\$0.00	\$0.00	\$62.59
24.	Phillips	Transmontaigne	Phillips	7/10/2007	F06	471.33	\$62.59	29,500.51	\$0.00	29,500.51	\$62.59	\$0.00	\$62.59	\$0.00	\$0.00	\$0.00	\$62.59
25.	Phillips	Transmontaigne	Phillips	7/11/2007	F06	626.09	\$62.23	38,964.65	\$0.00	38,964.65	\$62.23	\$0.00	\$62.23	\$0.00	\$0.00	\$0.00	\$62.23
26.	Phillips	Transmontaigne	Phillips	7/12/2007	F06	621.64	\$62.86	39,076.24	\$0.00	39,076.24	\$62.86	\$0.00	\$62.86	\$0.00	\$0.00	\$0.00	\$62.86
27.	Phillips	Transmontaigne	Phillips	7/13/2007	F06	472.08	\$62.99	29,738.66	\$0.00	29,738.66	\$62.99	\$0.00	\$62.99	\$0.00	\$0.00	\$0.00	\$62.99
28.	Phillips	Transmontaigne	Phillips	7/16/2007	F06	467.26	\$62.60	29,250.47	\$0.00	29,250.47	\$62.60	\$0.00	\$62.60	\$0.00	\$0.00	\$0.00	\$62.60
29.	Phillips	Transmontaigne	Phillips	7/17/2007	F06	622.28	\$62.74	39,041.83	\$0.00	39,041.83	\$62.74	\$0.00	\$62.74	\$0.00	\$0.00	\$0.00	\$62.74
30.	Phillips	Transmontaigne	Phillips	7/18/2007	F06	473.57	\$63.62	30,130.89	\$0.00	30,130.89	\$63.62	\$0.00	\$63.62	\$0.00	\$0.00	\$0.00	\$63.62
31.	Phillips	Transmontaigne	Phillips	7/19/2007	F06	470.69	\$65.27	30,724.28	\$0.00	30,724.28	\$65.27	\$0.00	\$65.27	\$0.00	\$0.00	\$0.00	\$65.27
32.	Phillips	Transmontaigne	Phillips	7/20/2007	F06	472.41	\$65.28	30,838.91	\$0.00	30,838.91	\$65.28	\$0.00	\$65.28	\$0.00	\$0.00	\$0.00	\$65.28
33.	Phillips	Transmontaigne	Phillips	7/23/2007	F06	473.74	\$65.53	31,046.53	\$0.00	31,046.53	\$65.53	\$0.00	\$65.53	\$0.00	\$0.00	\$0.00	\$65.53
34.	Phillips	Transmontaigne	Phillips	7/24/2007	F06	468.86	\$64.73	30,351.63	\$0.00	30,351.63	\$64.73	\$0.00	\$64.73	\$0.00	\$0.00	\$0.00	\$64.73

MONTHLY REPORT OF COST AND QUALITY OF FUEL OIL FOR ELECTRIC PLANTS
 REPORT OF ADJUSTMENTS TO PREVIOUS OIL DELIVERIES

1. Reporting Month: July Year: 2007
 2. Reporting Company: Tampa Electric Company

3. Name, Title & Telephone Number of Contact Person Concerning Data
 Submitted on this Form: Jeffrey Chronister, Director Financial Reporting
 (813) - 228 - 1609


4. Signature of Official Submitting Report: 
 Jeffrey Chronister, Assistant Controller

5. Date Completed: September 17, 2007

Line No. (a)	Month Reported (b)	Form Plant Name (c)	Supplier (d)	Original Line Number (e)	Old Volume (Bbls) (f)	Form No. (g)	Column Designator & Title (h)	Old Value (i)	New Value (j)	New Delivered Price (\$/Bbls) (k)	Reason for Revision (l)
None											

DECLASSIFIED

MONTHLY REPORT OF COST AND QUALITY OF COAL FOR ELECTRIC PLANTS
ORIGIN, TONNAGE, DELIVERED PRICE AND AS RECEIVED QUALITY

1. Reporting Month: July Year: 2007
2. Reporting Company: Tampa Electric Company
3. Plant Name: TECO Bulk Terminal Transfer Facility - Big Bend Station (1)
4. Name, Title & Telephone Number of Contact Person Concerning Data
Submitted on this Form: Jeffrey Chronister, Assistant Controller
(813) 228 - 1609
5. Signature of Official Submitting Form: 
Jeffrey Chronister, Assistant Controller
6. Date Completed: September 17, 2007

Line No. (a)	Supplier Name (b)	Mine Location (c)	Purchase Type (d)	Transport Mode (e)	Tons (f)	Effective Purchase Price (\$/Ton) (g)	Total Transport Charges (\$/Ton) (h)	Delivered Price Transfer Facility (\$/Ton) (i)	As Received Coal Quality			
									Sulfur Content % (j)	BTU Content (BTU/lb) (k)	Ash Content % (l)	Moisture Content % (m)
1.	Alliance Coal	10,IL,193	LTC	RB	31,521.90	\$38.44	\$10.98	\$49.42	3.02	12,015	7.28	10.46
2.	Coal Sales	10,IL,157	LTC	RB	38,776.30	\$30.98	\$11.28	\$42.26	2.88	10,927	8.84	14.14
3.	Dodge Hill Mining	9,KY,225	LTC	RB	34,521.60	\$42.60	\$10.56	\$53.16	2.66	12,631	9.10	6.63
4.	Synthetic American Fuel	10, IL,165	LTC	RB	46,505.40	\$34.14	\$10.64	\$44.78	2.89	12,108	8.89	8.96
5.	Knight Hawk	10,IL,77&145	LTC	RB	12,761.77	\$31.12	\$11.36	\$42.48	3.51	11,207	9.65	11.44
6.	SMCC	9, KY, 233	S	RB	22,057.00	\$32.00	\$12.40	\$44.40	2.96	11,576	11.17	9.63
7.	Phoenix	9,KY,177	S	RB	39,781.00	\$25.73	\$12.98	\$38.71	3.68	11,293	10.88	11.01
8.	Alliance Coal	9,KY,107	LTC	RB	32,751.10	\$38.08	\$10.30	\$48.38	3.02	12,015	7.28	10.46

(1) As TECO Bulk Terminal Transfer Facility is a central storage site for coal prior to its delivery to the power plant, the coal from suppliers noted on this schedule is usually delivered to Big Bend Station but could ultimately be delivered to Polk Station.

CONFIDENTIAL

DECLASSIFIED


MONTHLY REPORT OF COST AND QUALITY OF COAL FOR ELECTRIC PLANTS
 DETAILED PURCHASED COAL INVOICE INFORMATION

1. Reporting Month: July Year: 2007

2. Reporting Company: Tampa Electric Company

3. Plant Name: TECO Bulk Terminal Transfer Facility - Big Bend Station (1)

4. Name, Title & Telephone Number of Contact Person Concerning Data
 Submitted on this Form: Jeffrey Chronister, Assistant Controller
 (813) - 228 - 1609

5. Signature of Official Submitting Form: 
 Jeffrey Chronister, Assistant Controller

6. Date Completed: September 17, 2007

Line No. (a)	Supplier Name (b)	Mine Location (c)	Purchase Type (d)	Tons (e)	F.O.B.(2) Mine Price (\$/Ton) (f)	Shorthaul & Loading Charges (\$/Ton) (g)	Original Invoice Price (\$/Ton) (h)	Retro-active Price Adjustments (\$/Ton) (i)	Base Price (\$/Ton) (j)	Quality Adjustments (\$/Ton) (k)	Effective Purchase Price (\$/Ton) (l)
1.	Alliance Coal	10,IL,193	LTC	31,521.90	N/A	\$0.00	\$37.95	\$0.49	\$38.44	\$0.00	\$38.44
2.	Coal Sales	10,IL,157	LTC	38,776.30	N/A	\$0.00	\$30.98	\$0.00	\$30.98	\$0.00	\$30.98
3.	Dodge Hill Mining	9,KY,225	LTC	34,521.60	N/A	\$0.00	\$42.60	\$0.00	\$42.60	\$0.00	\$42.60
4.	Synthetic American Fuel	10, IL,165	LTC	46,505.40	N/A	\$0.00	\$34.14	\$0.00	\$34.14	\$0.00	\$34.14
5.	Knight Hawk	10,IL,77&145	LTC	12,761.77	N/A	\$0.00	\$30.52	\$0.04	\$30.56	\$0.56	\$31.12
6.	SMCC	9, KY, 233	S	22,057.00	N/A	\$0.00	\$32.00	\$0.00	\$32.00	\$0.00	\$32.00
7.	Phoenix	9,KY,177	S	39,781.00	N/A	\$0.00	\$25.50	\$0.00	\$25.50	\$0.23	\$25.73
8.	Alliance Coal	9,KY,107	LTC	32,751.10	N/A	\$0.00	\$37.95	\$0.13	\$38.08	\$0.00	\$38.08

(1) As TECO Bulk Terminal Transfer Facility is a central storage site for coal prior to its delivery to the power plant, the coal from suppliers noted on this schedule is usually delivered to Big Bend Station but could ultimately be delivered to Polk Station.

(2) Tampa Electric purchases coal F.O.B. shipping point or F.O.B. destination.

DECLASSIFIED

** SPECIFIED CONFIDENTIAL **

MONTHLY REPORT OF COST AND QUALITY OF COAL FOR ELECTRIC PLANTS
DETAIL OF TRANSPORTATION CHARGES


1. Reporting Month: July Year: 2007

2. Reporting Company: Tampa Electric Company

3. Plant Name: TECO Bulk Terminal Transfer Facility - Big Bend Station (1)

4. Name, Title & Telephone Number of Contact Person Concerning Data
Submitted on this Form: Jeffrey Chronister, Assistant Controller
(813) 228 - 1609

5. Signature of Official Submitting Form:



Jeffrey Chronister, Assistant Controller

6. Date Completed: September 17, 2007

Line No. (a)	Supplier Name (b)	Mine Location (c)	Shipping Point (d)	Transport Mode (e)	Tons (f)	(2) Effective Purchase Price (\$/Ton) (g)	Add'l Shorthaul & Loading Charges (\$/Ton) (h)	Rail Rate (\$/Ton) (i)	Other Rail Charges (\$/Ton) (j)	River Barge Rate (\$/Ton) (k)	Trans-loading Rate (\$/Ton) (l)	Ocean Barge Rate (\$/Ton) (m)	Other Water Charges (\$/Ton) (n)	Other Related Charges (\$/Ton) (o)	Total Transportation Charges (\$/Ton) (p)	Delivered Price Facility (\$/Ton) (q)
1.	Alliance Coal	10,IL,193	White Cnty., IL	RB	31,521.90	\$38.44	\$0.00	\$0.00	\$0.00	\$10.98	\$0.00	\$0.00	\$0.00	\$0.00	\$10.98	\$49.42
2.	Coal Sales	10,IL,157	Randolph Cnty., IL	RB	38,776.30	\$30.98	\$0.00	\$0.00	\$0.00	\$11.28	\$0.00	\$0.00	\$0.00	\$0.00	\$11.28	\$42.26
3.	Dodge Hill Mining	9,KY,225	Union Cnty., KY	RB	34,521.60	\$42.60	\$0.00	\$0.00	\$0.00	\$10.56	\$0.00	\$0.00	\$0.00	\$0.00	\$10.56	\$53.16
4.	Synthetic American Fuel	10, IL,165	Saline Cnty., IL	RB	46,505.40	\$34.14	\$0.00	\$0.00	\$0.00	\$10.64	\$0.00	\$0.00	\$0.00	\$0.00	\$10.64	\$44.78
5.	Knight Hawk	10,IL,77&145	Jackson & Perry Cnty., IL	RB	12,761.77	\$31.12	\$0.00	\$0.00	\$0.00	\$11.36	\$0.00	\$0.00	\$0.00	\$0.00	\$11.36	\$42.48
6.	SMCC	9, KY, 233	Webster Cnty., KY	RB	22,057.00	\$32.00	\$0.00	\$0.00	\$0.00	\$12.40	\$0.00	\$0.00	\$0.00	\$0.00	\$12.40	\$44.40
7.	Phoenix	9,KY,177	Muhlenberg Cnty., KY	RB	39,781.00	\$25.73	\$0.00	\$0.00	\$0.00	\$12.98	\$0.00	\$0.00	\$0.00	\$0.00	\$12.98	\$38.71
8.	Alliance Coal	9,KY,107	Hopkins Cnty., IL	RB	32,751.10	\$38.08	\$0.00	\$0.00	\$0.00	\$10.30	\$0.00	\$0.00	\$0.00	\$0.00	\$10.30	\$48.38

(1) As TECO Bulk Terminal Transfer Facility is a central storage site for coal prior to its delivery to the power plant, the coal from suppliers noted on this schedule is usually delivered to Big Bend Station but could ultimately be delivered to Polk Station.

(2) Tampa Electric purchases coal F.O.B. shipping point or F.O.B. destination.

CONFIDENTIAL

DECLASSIFIED


** SPECIFIED CONFIDENTIAL **

FPSC Form 423-2

MONTHLY REPORT OF COST AND QUALITY OF COAL FOR ELECTRIC PLANTS
ORIGIN, TONNAGE, DELIVERED PRICE AND AS RECEIVED QUALITY

- 1. Reporting Month: July Year: 2007
- 2. Reporting Company: Tampa Electric Company
- 3. Plant Name: TECO Bulk Terminal Transfer Facility - Polk Station (1)

4. Name, Title & Telephone Number of Contact Person Concerning Data
Submitted on this Form: Jeffrey Chronister, Assistant Controller
(813) 228 - 1609

5. Signature of Official Submitting Form: 
Jeffrey Chronister, Assistant Controller

6. Date Completed: September 17, 2007

Line No. (a)	Supplier Name (b)	Mine Location (c)	Purchase Type (d)	Transport Mode (e)	Tons (f)	Effective Purchase Price (\$/Ton) (g)	Total Transport Charges (\$/Ton) (h)	Delivered Price Transfer Facility (\$/Ton) (i)	As Received Coal Quality			
									Sulfur Content % (j)	BTU Content (BTU/lb) (k)	Ash Content % (l)	Moisture Content % (m)
1.	SSM Petcoke	N/A	S	RB	54,314.58	\$44.62	\$3.93	\$48.55	4.84	13,974	0.37	7.87

(1) As TECO Bulk Terminal Transfer Facility is a central storage site for coal prior to its delivery to the power plant, the coal from suppliers noted on this schedule is usually delivered to Polk Station but could ultimately be delivered to Big Bend Station.

CONFIDENTIAL

DECLASSIFIED

** SPECIFIED CONFIDENTIAL **

FPSC Form 423-2(a)

MONTHLY REPORT OF COST AND QUALITY OF COAL FOR ELECTRIC PLANTS
DETAILED PURCHASED COAL INVOICE INFORMATION

- 1. Reporting Month: July Year: 2007
- 2. Reporting Company: Tampa Electric Company
- 3. Plant Name: TECO Bulk Terminal Transfer Facility - Polk Station (1)

4. Name, Title & Telephone Number of Contact Person Concerning Data
Submitted on this Form: Jeffrey Chronister, Assistant Controller
(813) - 228 - 1609

5. Signature of Official Submitting Form:

Jeffrey Chronister, Assistant Controller

6. Date Completed: September 17, 2007

Line No. (a)	Supplier Name (b)	Mine Location (c)	Purchase Type (d)	Tons (e)	F.O.B.(2) Mine Price (\$/Ton) (f)	Shorthaul & Loading Charges (\$/Ton) (g)	Original Invoice Price (\$/Ton) (h)	Retro-active Price Adjustments (\$/Ton) (i)	Base Price (\$/Ton) (j)	Quality Adjustments (\$/Ton) (k)	Effective Purchase Price (\$/Ton) (l)
1.	SSM Petcoke	N/A	S	54,314.58	N/A	\$0.00	\$44.96	\$0.00	\$44.96	(\$0.34)	\$44.62

(1) As TECO Bulk Terminal Transfer Facility is a central storage site for coal prior to its delivery to the power plant, the coal from suppliers noted on this schedule is usually delivered to Polk Station but could ultimately be delivered to Big Bend Station.

(2) Tampa Electric purchases coal F.O.B. shipping point or F.O.B. destination.

CONFIDENTIAL

**** SPECIFIED CONFIDENTIAL ****


DECLASSIFIED

MONTHLY REPORT OF COST AND QUALITY OF COAL FOR ELECTRIC PLANTS
 DETAIL OF TRANSPORTATION CHARGES

- 1. Reporting Month: July Year: 2007
- 2. Reporting Company: Tampa Electric Company
- 3. Plant Name: TECO Bulk Terminal Transfer Facility - Polk Station (1)

4. Name, Title & Telephone Number of Contact Person Concerning Data
 Submitted on this Form: Jeffrey Chronister, Assistant Controller
 (813) 228 - 1609

5. Signature of Official Submitting Form:



Jeffrey Chronister, Assistant Controller

6. Date Completed: September 17, 2007

Line No. (a)	Supplier Name (b)	Mine Location (c)	Shipping Point (d)	Transport Mode (e)	Tons (f)	Rail Charges		Waterborne Charges					Total Transportation Charges (p)	Delivered Price Facility (q)		
						(2) Effective Purchase Price (\$/Ton) (g)	Add'l Shorthaul & Loading Charges (\$/Ton) (h)	Rail Rate (\$/Ton) (i)	Other Rail Charges (\$/Ton) (j)	River Barge Rate (\$/Ton) (k)	Trans-loading Rate (\$/Ton) (l)	Ocean Barge Rate (\$/Ton) (m)			Other Water Charges (\$/Ton) (n)	Other Related Charges (\$/Ton) (o)
1.	SSM Petcoke	N/A	Davant, La.	RB	54,314.58	\$44.62	\$0.00	\$0.00	\$0.00	\$3.93	\$0.00	\$0.00	\$0.00	\$0.00	\$3.93	\$48.55

(1) As TECO Bulk Terminal Transfer Facility is a central storage site for coal prior to its delivery to the power plant, the coal from suppliers noted on this schedule is usually delivered to Polk Station but could ultimately be delivered to Big Bend Station.

CONFIDENTIAL


FPSC Form 423-2

MONTHLY REPORT OF COST AND QUALITY OF COAL FOR ELECTRIC PLANTS
ORIGIN, TONNAGE, DELIVERED PRICE AND AS RECEIVED QUALITY

DECLASSIFIED

- 1. Reporting Month: July Year: 2007
- 2. Reporting Company: Tampa Electric Company
- 3. Plant Name: Big Bend Station

4. Name, Title & Telephone Number of Contact Person Concerning Data
Submitted on this Form: Jeffrey Chronister, Assistant Controller
(813) 228 - 1609

5. Signature of Official Submitting Form: 
Jeffrey Chronister, Assistant Controller

6. Date Completed: September 17, 2007

Line No.	Supplier Name	Mine Location	Purchase Type	Transport Mode	Tons	Effective Purchase Price (\$/Ton)	Total Transport Charges (\$/Ton)	FOB Plant Price (\$/Ton)	As Received Coal Quality			
									Sulfur Content %	BTU Content (BTU/lb)	Ash Content %	Moisture Content %
(a)	(b)	(c)	(d)	(e)	(f)	(g)	(h)	(i)	(j)	(k)	(l)	(m)
1.	Transfer Facility	N/A	N/A	OB	402,321.00	\$45.93	\$12.39	\$58.32	2.91	11,707	8.81	10.94


CONFIDENTIAL

DECLASSIFIED

MONTHLY REPORT OF COST AND QUALITY OF COAL FOR ELECTRIC PLANTS
DETAILED PURCHASED COAL INVOICE INFORMATION

- 1. Reporting Month: July Year: 2007
- 2. Reporting Company: Tampa Electric Company
- 3. Plant Name: Big Bend Station

4. Name, Title & Telephone Number of Contact Person Concerning Data
Submitted on this Form: Jeffrey Chronister, Assistant Controller
(813) 228 - 1609

5. Signature of Official Submitting Form: 
Jeffrey Chronister, Assistant Controller

6. Date Completed: September 17, 2007

Line No. (a)	Supplier Name (b)	Mine Location (c)	Purchase Type (d)	Tons (e)	F.O.B. Mine Price (\$/Ton) (f)	Shorthaul & Loading Charges (\$/Ton) (g)	Original Invoice Price (\$/Ton) (h)	Retro-active Price Adjustments (\$/Ton) (i)	Base Price (\$/Ton) (j)	Quality Adjustments (\$/Ton) (k)	Effective Purchase Price (\$/Ton) (l)
1.	Transfer Facility	N/A	N/A	402,321.00	N/A	\$0.00	\$45.93	\$0.00	\$45.93	\$0.00	\$45.93

DECLASSIFIED

MONTHLY REPORT OF COST AND QUALITY OF COAL FOR ELECTRIC PLANTS
DETAIL OF TRANSPORTATION CHARGES

1. Reporting Month: July Year: 2007


2. Reporting Company: Tampa Electric Company

3. Plant Name: Big Bend Station (1)

4. Name, Title & Telephone Number of Contact Person Concerning Data

Submitted on this Form: Jeffrey Chronister, Assistant Controller
(813) 228 - 1609

5. Signature of Official Submitting Form:



Jeffrey Chronister, Assistant Controller

6. Date Completed: September 17, 2007

Line No. (a)	Supplier Name (b)	Mine Location (c)	Shipping Point (d)	Transport Mode (e)	Tons (f)	Effective Purchase Price (\$/Ton) (g)	Add'l Shorthaul & Loading Charges (\$/Ton) (h)	Rail Charges		Waterborne Charges				Total Transportation Charges (\$/Ton) (p)	FOB Plant Price (\$/Ton) (q)	
								Rail Rate (\$/Ton) (i)	Other Rail Charges (\$/Ton) (j)	River Barge Rate (\$/Ton) (k)	Trans-loading Rate (\$/Ton) (l)	Ocean Barge Rate (\$/Ton) (m)	Other Water Charges (\$/Ton) (n)			Other Related Charges (\$/Ton) (o)
1.	Transfer Facility	N/A	Davant, La.	OB	402,321.00	\$45.93	\$0.00	\$0.00	\$0.00	\$0.00	\$0.00	\$12.39	\$0.00	\$0.00	\$12.39	\$58.32

(1) The Ocean Barge Rate (\$/Ton) reported in column (m) includes terminal charges incurred at TECO Bulk Terminal and ocean shipping charges.

CONFIDENTIAL

DECLASSIFIED

** SPECIFIED CONFIDENTIAL **

FPSC Form 423-2


MONTHLY REPORT OF COST AND QUALITY OF COAL FOR ELECTRIC PLANTS
ORIGIN, TONNAGE, DELIVERED PRICE AND AS RECEIVED QUALITY

1. Reporting Month: July Year: 2007

2. Reporting Company: Tampa Electric Company

3. Plant Name: Polk Station

4. Name, Title & Telephone Number of Contact Person Concerning Data
Submitted on this Form: Jeffrey Chronister, Assistant Controller
(813) 228 - 1609

5. Signature of Official Submitting Form: 
Jeffrey Chronister, Assistant Controller

6. Date Completed: September 17, 2007

Line No. (a)	Supplier Name (b)	Mine Location (c)	Purchase Type (d)	Transport Mode (e)	Tons (f)	Effective Purchase Price (\$/Ton) (g)	Total Transport Charges (\$/Ton) (h)	FOB Plant Price (\$/Ton) (i)	As Received Coal Quality			
									Sulfur Content % (j)	BTU Content (BTU/lb) (k)	Ash Content % (l)	Moisture Content % (m)
1.	Transfer facility	N/A	N/A	OB	26,357.00	\$49.14	\$16.57	\$65.71	2.69	12,354	6.64	9.32
2.	CMC-Columbia	45, Columbia, 999	LTC	OB	30,554.00	\$54.27	\$4.18	\$58.45	0.77	10,673	12.10	12.59

CONFIDENTIAL

DECLASSIFIED

** SPECIFIED CONFIDENTIAL **

FPSC Form 423-2(a)


MONTHLY REPORT OF COST AND QUALITY OF COAL FOR ELECTRIC PLANTS
DETAILED PURCHASED COAL INVOICE INFORMATION

1. Reporting Month: July Year: 2007

2. Reporting Company: Tampa Electric Company

3. Plant Name: Polk Station

4. Name, Title & Telephone Number of Contact Person Concerning Data
Submitted on this Form: Jeffrey Chronister, Assistant Controller
(813) 228 - 1609

5. Signature of Official Submitting Form: 
Jeffrey Chronister, Assistant Controller

6. Date Completed: September 17, 2007

Line No. (a)	Supplier Name (b)	Mine Location (c)	Purchase Type (d)	Tons (e)	F.O.B. Mine Price (\$/Ton) (f)	Shorthaul & Loading Charges (\$/Ton) (g)	Original Invoice Price (\$/Ton) (h)	Retro-active Price Adjustments (\$/Ton) (i)	Base Price (\$/Ton) (j)	Quality Adjustments (\$/Ton) (k)	Effective Purchase Price (\$/Ton) (l)
1.	Transfer facility	N/A	N/A	26,357.00	N/A	\$0.00	\$49.14	\$0.00	\$49.14	\$0.00	\$49.14
2.	CMC-Columbia	45, Columbia, 999	LTC	30,554.00	N/A	\$0.00	\$52.10	\$1.81	\$53.91	\$0.36	\$54.27

CONFIDENTIAL

** SPECIFIED CONFIDENTIAL **

FPSC Form 423-2(b)

MONTHLY REPORT OF COST AND QUALITY OF COAL FOR ELECTRIC PLANTS
DETAIL OF TRANSPORTATION CHARGES

DECLASSIFIED

1. Reporting Month: July Year: 2007


2. Reporting Company: Tampa Electric Company

3. Plant Name: Polk Station

4. Name, Title & Telephone Number of Contact Person Concerning Data

Submitted on this Form: Jeffrey Chronister, Assistant Controller
(813) 228 - 1609

5. Signature of Official Submitting Form:



Jeffrey Chronister, Assistant Controller

6. Date Completed: September 17, 2007

Line No. (a)	Supplier Name (b)	Mine Location (c)	Shipping Point (d)	Transport Mode (e)	Tons (f)	Effective Purchase Price (\$/Ton) (g)	Add'l Shorthaul & Loading Charges (\$/Ton) (h)	Rail Charges		Waterborne Charges					Total Transportation Charges (\$/Ton) (p)	FOB Plant Price (\$/Ton) (q)
								Rail Rate (\$/Ton) (i)	Other Rail Charges (\$/Ton) (j)	River Barge Rate (\$/Ton) (k)	Trans-loading Rate (\$/Ton) (l)	Ocean Barge Rate (\$/Ton) (m)	Other Water Charges (\$/Ton) (n)	Other Related Charges (\$/Ton) (o)		
1.	Transfer facility	N/A	N/A	OB	26,357.00	\$49.14	\$0.00	\$0.00	\$0.00	\$0.00	\$0.00	\$12.39	\$0.00	\$4.18	\$16.57	\$65.71
2.	CMC-Columbia	45, Columbia, 999	N/A	OB	30,554.00	\$54.27	\$0.00	\$0.00	\$0.00	\$0.00	\$0.00	\$0.00	\$0.00	\$4.18	\$4.18	\$58.45


(1) The Ocean Barge Rate (\$/Ton) reported in column (m) includes terminal charges incurred at TECO Bulk Terminal and ocean shipping charges.

CONFIDENTIAL

MONTHLY REPORT OF COST AND QUALITY OF COAL FOR ELECTRIC PLANTS
REPORT OF ADJUSTMENTS TO PREVIOUS COAL DELIVERED

1. Reporting Month: July Year: 2007
2. Reporting Company: Tampa Electric Company

3. Name, Title & Telephone Number of Contact Person Concerning Data
Submitted on this Form: Jeffrey Chronister, Assistant Controller
(813) 228 - 1609

4. Signature of Official Submitting Report

Jeffrey Chronister, Assistant Controller

5. Date Completed: September 17, 2007

Line No (a)	Month Reported (b)	Form Plant Name (c)	Intended Generating Plant (d)	Supplier (e)	Original Line Number (f)	Old Volume Tons (g)	Form No. (h)	Column Designator & Title (i)	Old Value (j)	New Value (k)	Delivered Price Transfer Facility (\$/Ton) (l)	Reason for Revision (m)
1.	July 2006	Big Bend Station	Big Bend	Transfer Facility	1.	367,086.00	423-2(a)	Col. (h), Original Invoice Price (\$/Ton)	\$47.888	\$45.74	\$58.10	Price Adjustment
2.	July 2006	Big Bend Station	Big Bend	Transfer Facility	1.	367,086.00	423-2(b)	Col. (m), Ocean Barge Rate (\$/Ton)	\$12.36	\$13.74	\$59.48	Transportation Price Adjustment
3.	July 2006	Big Bend Station	Big Bend	SSM Norway	2.	36,806.58	423-2(a)	Col. (h), Original Invoice Price (\$/Ton)	\$65.50	\$67.14	\$67.14	Price Adjustment
4.	August 2006	Polk Station	Polk	CMC - Columbia	2.	36,645.00	423-2(a)	Col. (k), Quality Adjustments (\$/Ton)	\$0.000	\$0.580	\$52.73	Quality Adjustment
5.	August 2006	Polk Station	Polk	CMC - Columbia	2.	36,645.00	423-2(b)	Col. (o), Other Related Charges (\$/Ton)	\$0.00	\$3.47	\$56.20	Transportation Price Adjustment
6.	August 2006	Polk Station	Polk	Transfer Facility	1.	41,393.00	423-2(a)	Col. (e), Tons	41,393.00	41,199.00	\$58.07	Tonnage Adjustment
7.	August 2006	Polk Station	Polk	Transfer Facility	1.	41,199.00	423-2(a)	Col. (h), Original Invoice Price (\$/Ton)	\$39.209	\$47.94	\$66.80	Price Adjustment
8.	August 2006	Polk Station	Polk	Transfer Facility	1.	41,199.00	423-2(b)	Col. (m), Ocean Barge Rate (\$/Ton)	\$14.975	\$12.40	\$64.22	Transportation Price Adjustment
9.	August 2006	Polk Station	Polk	Transfer Facility	1.	41,199.00	423-2(b)	Col. (o), Other Related Charges (\$/Ton)	\$3.89	\$3.47	\$63.80	Transportation Price Adjustment
10.	October 2006	Polk Station	Polk	CMC - Columbia	2.	33,358.00	423-2(b)	Col. (o), Other Related Charges (\$/Ton)	\$0.00	\$3.46	\$55.98	Transportation Price Adjustment
11.	October 2006	Polk Station	Polk	Transfer Facility	1.	19,830.00	423-2(a)	Col. (e), Tons	19,830.00	20,491.84	\$59.53	Tonnage Adjustment
12.	October 2006	Polk Station	Polk	Transfer Facility	1.	20,491.84	423-2(a)	Col. (h), Original Invoice Price (\$/Ton)	\$37.662	\$36.45	\$58.32	Price Adjustment
13.	October 2006	Polk Station	Polk	Transfer Facility	1.	20,491.84	423-2(b)	Col. (m), Ocean Barge Rate (\$/Ton)	\$17.904	\$12.06	\$52.48	Transportation Price Adjustment
14.	October 2006	Polk Station	Polk	Transfer Facility	1.	20,491.84	423-2(b)	Col. (o), Other Related Charges (\$/Ton)	\$3.96	\$3.46	\$51.98	Transportation Price Adjustment
15.	November 2006	Polk Station	Polk	Transfer Facility	1.	28,413.00	423-2(a)	Col. (e), Tons	28,413.00	28,388.42	\$58.21	Tonnage Adjustment
16.	November 2006	Polk Station	Polk	Transfer Facility	1.	28,388.42	423-2(a)	Col. (h), Original Invoice Price (\$/Ton)	\$38.757	\$39.11	\$58.56	Price Adjustment
17.	November 2006	Polk Station	Polk	Transfer Facility	1.	28,388.42	423-2(b)	Col. (m), Ocean Barge Rate (\$/Ton)	\$15.492	\$12.01	\$55.08	Transportation Price Adjustment
18.	November 2006	Polk Station	Polk	Transfer Facility	1.	28,388.42	423-2(b)	Col. (o), Other Related Charges (\$/Ton)	\$3.96	\$3.45	\$54.57	Transportation Price Adjustment
19.	November 2006	Polk Station	Polk	CMC - Columbia	2.	33,045.00	423-2(b)	Col. (o), Other Related Charges (\$/Ton)	\$0.00	\$3.45	\$55.28	Transportation Price Adjustment
20.	December 2006	Big Bend Station	Big Bend	Transfer Facility	1.	170,482.00	423-2(a)	Col. (h), Original Invoice Price (\$/Ton)	\$48.51	\$48.40	\$60.89	Price Adjustment
21.	January 2007	Polk Station	Polk	Transfer Facility	1.	36,519.00	423-2(b)	Col. (m), Ocean Barge Rate (\$/Ton)	\$15.13	\$12.14	\$64.28	Transportation Price Adjustment
22.	January 2007	Polk Station	Polk	Transfer Facility	1.	36,519.00	423-2(b)	Col. (o), Other Related Charges (\$/Ton)	\$3.82	\$6.81	\$67.27	Transportation Price Adjustment
23.	February 2007	Polk Station	Polk	CMC - Columbia	2.	19,950.00	423-2(b)	Col. (o), Other Related Charges (\$/Ton)	\$0.00	\$4.19	\$58.96	Transportation Price Adjustment
24.	February 2007	Polk Station	Polk	Transfer Facility	1.	62,876.39	423-2(a)	Col. (h), Original Invoice Price (\$/Ton)	\$54.87	\$48.07	\$59.23	Price Adjustment
25.	February 2007	Polk Station	Polk	Transfer Facility	1.	62,876.39	423-2(b)	Col. (m), Ocean Barge Rate (\$/Ton)	\$5.60	\$12.39	\$66.02	Transportation Price Adjustment
26.	February 2007	Polk Station	Polk	Transfer Facility	1.	62,876.39	423-2(b)	Col. (o), Other Related Charges (\$/Ton)	\$5.56	\$4.19	\$64.65	Transportation Price Adjustment

MONTHLY REPORT OF COST AND QUALITY OF COAL FOR ELECTRIC PLANTS
 REPORT OF ADJUSTMENTS TO PREVIOUS COAL DELIVERED

1. Reporting Month: July Year: 2007

2. Reporting Company: Tampa Electric Company

3. Name, Title & Telephone Number of Contact Person Concerning Data
 Submitted on this Form: Jeffrey Chronister, Assistant Controller
 (813) 228 - 1609

4. Signature of Official Submitting Report: 

Jeffrey Chronister, Assistant Controller

5. Date Completed: September 17, 2007

Line No. (a)	Month Reported (b)	Form Plant Name (c)	Intended Generating Plant (d)	Supplier (e)	Original Line Number (f)	Old Volume Tons (g)	Form No. (h)	Column Designator & Title (i)	Old Value (j)	New Value (k)	Delivered Price Transfer Facility (\$/Ton) (l)	Reason for Revision (m)
27.	April 2007	Polk Station	Polk	Transfer Facility	1.	27,624.00	423-2(b)	Col. (m), Ocean Barge Rate (\$/Ton)	\$10.49	\$12.28	\$68.76	Transportation Price Adjustment
28.	April 2007	Polk Station	Polk	Transfer Facility	1.	27,624.00	423-2(b)	Col. (o), Other Related Charges (\$/Ton)	\$5.23	\$1.78	\$65.31	Transportation Price Adjustment
29.	April 2007	Polk Station	Polk	CMC - Columbia	2.	25,781.00	423-2(b)	Col. (o), Other Related Charges (\$/Ton)	\$0.00	\$1.78	\$56.19	Transportation Price Adjustment
30.	June 2007	Polk Station	Polk	Transfer Facility	1.	21,303.00	423-2(b)	Col. (m), Ocean Barge Rate (\$/Ton)	\$13.91	\$11.76	\$64.05	Transportation Price Adjustment
31.	June 2007	Polk Station	Polk	Transfer Facility	1.	21,303.00	423-2(b)	Col. (o), Other Related Charges (\$/Ton)	\$3.91	\$4.81	\$64.95	Transportation Price Adjustment
32.	June 2007	Polk Station	Polk	CMC - Columbia	2.	29,708.00	423-2(b)	Col. (m), Ocean Barge Rate (\$/Ton)	\$3.91	\$0.00	\$59.52	Transportation Price Adjustment
33.	June 2007	Polk Station	Polk	CMC - Columbia	2.	29,708.00	423-2(b)	Col. (o), Other Related Charges (\$/Ton)	\$3.91	\$4.81	\$60.42	Transportation Price Adjustment