



DISTRIBUTION CENTER
07 SEP 20 AM 9:00

September 19, 2007

Ms. Ann Cole
Commission Clerk
Florida Public Service Commission
2540 Shumard Oak Boulevard
Tallahassee, Florida 32399-0850

REDACTED

RECEIVED-FPSC
07 SEP 20 AM 9:14
COMMISSION
CLERK

Re: Docket No. 070001-EI

Dear Ms. Cole:

Enclosed for filing on behalf of Progress Energy Florida, Inc. are an original plus ten (10) copies of FPSC 423 forms for the month of July 2007. Forms 423-1A, 423-2, 423-2A, 423-2B, and 423-2C contained in this filing have been edited to delete certain confidential information. Progress Energy Florida, Inc.'s Request for Specified Confidential Treatment, which includes an unedited copy of the 423 forms, has been submitted for filing this date under separate cover.

Please acknowledge your receipt and filing of the above on the enclosed copy of this letter and return same to me.

Very truly yours,

John Burnett
Associate General Counsel

- CMP JB/sc
- Enclosures
- COM cc: Parties of record
- CTR
- ECR**
- GCL 2
- OPC
- RCA
- SCR
- SGA
- SEC
- OTH


DOCUMENT NUMBER-DATE
08569 SEP 20 08
FPSC-COMMISSION CLERK

Progress Energy Florida, Inc.

CERTIFICATE OF SERVICE

Docket No. 070001-EI

I HEREBY CERTIFY that a true copy of Progress Energy Florida, Inc.'s FPSC 423 Forms for the month of July 2007 have been furnished to the following individuals by regular U.S. Mail this 19th day of September 2007.



Attorney

James W. Brew
Brickfield, Burchette, Ritts & Stone, P.C.
1025 Thomas Jefferson St. NW
8th Floor, West Tower
Washington, DC 20007-5201

Keino Young
Lisa Bennett, Esq.
Florida Public Service Commission
2540 Shumard Oak Blvd.
Tallahassee, FL 32399-0850

Lee L. Willis, Esq.
James D. Beasley, Esq.
Ausley & McMullen
P.O. Box 391
Tallahassee, FL 32302

Susan D. Ritenour
Gulf Power Company
One Energy Place
Pensacola, FL 32520-0780

Jeffrey A. Stone
Russell A. Badders
Steven R. Griffin
Beggs & Lane
P.O. Box 12950
Pensacola, FL 32591

Ms. Paula K. Brown
Regulatory Affairs
Tampa Electric Company
P.O. Box 111
Tampa, FL 33601-0111

Norman Horton, Jr.
Messer, Caparello & Self, P.A.
P.O. Box 15579
Tallahassee, FL 32317

Joseph A. McGlothlin, Esq.
Office of Public Counsel
111 W. Madison St., Room 812
Tallahassee, FL 32399

Florida Industrial Power Users Group
c/o John W. McWhirter, Jr.
McWhirter Reeves
400 North Tampa Street, Suite 2450
Tampa, FL 33602

Ms. Cheryl Martin
Florida Public Utilities Company
P.O. Box 3395
West Palm Beach, FL 33402-3395

Florida Power & Light Co.
Bill Walker
215 S. Mondroe Street, Suite 810
Tallahassee, Florida 32301


Florida Power & Light Co.
R. Wade Litchfield
John T. Butler
700 Universe Blvd.
Juno Beach, FL 33408-0420

FPSC FORM 423-1

MONTHLY REPORT OF COST AND QUALITY OF FUEL FOR ELECTRIC PLANTS
ORIGIN, VOLUME, DELIVERED PRICE AND AS RECEIVED QUALITY

1. REPORTING MONTH: 07/2007
2. REPORTING COMPANY: FLORIDA POWER CORPORATION

3. NAME, TITLE, TELEPHONE NUMBER OF CONTACT PERSON CONCERNING DATA
SUBMITTED ON THIS FORM: DAPHNE INGRAM, SR. BUS. FIN. ANALYST (919) 546-7908

4. SIGNATURE OF OFFICIAL SUBMITTED REPORT: 
JOEL RUTLEDGE
LEAD BUS. FIN. ANALYST

5. DATE COMPLETED: 09/11/2007

LINE NO.	PLANT NAME	SUPPLIER NAME	SHIPPING POINT	PURCHASE TYPE	DELIVERY LOCATION	DELIVERY DATE	DELIVERY TYPE OIL	SULFUR CONTENT (%)	BTU CONTENT (Btu/gal)	VOLUME (Bbls)	DELIVERED PRICE (\$/Bbl)
(a)	(b)	(c)	(d)	(e)	(f)	(g)	(h)	(i)	(j)	(k)	(l)
1	Anclote	Transfer Facility	Martin Gas Terminal	N/A	FOB PLANT	07/2007	FO2	0.41	138,639	687	\$(2.3030)
2	Avon Park Peakers	Transfer Facility	Martin Gas Terminal	N/A	FOB PLANT	07/2007	FO2	0.44	138,841	689	\$3.6120
3	Bartow Steam Plant	RIO Energy International Inc.	Houston, TX	MTC	FOB TERMINAL	07/2007	FO6	1.49	155,463	749,226	\$51.6509
4	Bayboro Peakers	Transfer Facility	Martin Gas Terminal	N/A	FOB PLANT	07/2007	FO2	0.41	138,639	19,262	\$0.9966
5	Crystal River	Transfer Facility	Martin Gas Terminal	N/A	FOB PLANT	07/2007	FO2	0.42	138,706	4,650	\$(0.0834)
6	DeBary Peakers	Colonial Oil Industries Inc.	Jacksonville, FL	MTC	FOB PLANT	07/2007	FO2	0.05	138,000	13,292	\$89.1445
7	DeBary Peakers	Transfer Facility	Martin Gas Terminal	N/A	FOB PLANT	07/2007	FO2	0.44	138,836	6,861	\$4.0612
8	Hines Energy Complex	TransMontaigne Product Services	Port Manatee, FL	S	FOB PLANT	07/2007	FO2	0.05	138,000	12,637	\$97.1099
9	Intersession City Peakers	BP Products North America Inc	Central Florida Pipeline, FL	MTC	FOB PLANT	07/2007	FO2	0.00	137,764	15,246	\$89.8984
10	Martin Gas Terminal	Martin Product Sales	Houston, TX	S	FOB TERMINAL	07/2007	FO2	0.44	138,841	80,000	\$89.1845
11	Rio Pinar Peakers	Transfer Facility	Martin Gas Terminal	N/A	FOB PLANT	07/2007	FO2	0.42	138,720	866	\$4.2841
12	Suwannee Peakers	Transfer Facility	Martin Gas Terminal	N/A	FOB PLANT	07/2007	FO2	0.41	138,579	47,830	\$4.8805
13	Suwannee Steam Plant	RIO Energy International Inc.	St. Marks, FL	MTC	FOB PLANT	07/2007	FO6	0.94	158,300	46,466	\$58.5875
14	Suwannee Steam Plant	TexPar Energy LLC	Bainbridge, GA	S	FOB PLANT	07/2007	FO5	0.83	146,643	3,312	\$40.7400
15	Suwannee Steam Plant	Western Fuels & Asphalt Supply	Toledo, OH	MTC	FOB PLANT	07/2007	FO6	0.71	155,000	15,882	\$61.1357
16	Turner Peakers	Transfer Facility	Martin Gas Terminal	N/A	FOB PLANT	07/2007	FO2	0.44	138,250	36,270	\$0.5169

DOCUMENT NUMBER-DATE

08569 SEP 20 08

FPSC-COMMISSION CLERK

MONTHLY REPORT OF COST AND QUALITY OF FUEL FOR ELECTRIC PLANTS
ORIGIN, VOLUME, DELIVERED PRICE AND AS RECEIVED QUALITY

SPECIFIED

CONFIDENTIAL

1. REPORTING MONTH: 07/2007
2. REPORTING COMPANY: FLORIDA POWER CORPORATION

3. NAME, TITLE, TELEPHONE NUMBER OF CONTACT PERSON CONCERNING DATA
SUBMITTED ON THIS FORM: DAPHNE INGRAM, SR. BUS. FIN. ANALYST (919) 546-7908 *DJI*

4. SIGNATURE OF OFFICIAL SUBMITTED REPORT: *Joel Rutledge*
JOEL RUTLEDGE
LEAD BUS. FIN. ANALYST

5. DATE COMPLETED: 09/11/2007

LINE NO.	PLANT NAME	SUPPLIER NAME	DELIVERY LOCATION	DELIVERY DATE	TYPE OIL	VOLUME (Bbbs)	EFFECTIVE TRANSPORT											
							INVOICE PRICE (\$/Bbbs)	INVOICE AMOUNT (\$)	DISCOUNT (\$)	NET AMOUNT (\$)	NET PRICE (\$/Bbbs)	QUALITY ADJUST (\$/Bbbs)	PURCHASE PRICE (\$/Bbbs)	TO TERMINAL (\$/Bbbs)	ADDITIONAL TRANSPORT (\$/Bbbs)	OTHER CHARGES (\$/Bbbs)	DELIVERED PRICE (\$/Bbbs)	
(a)	(b)	(c)	(d)	(e)	(f)	(g)	(h)	(i)	(j)	(k)	(l)	(m)	(n)	(o)	(p)	(q)	(r)	
1	Anclote	Transfer Facility	FOB PLANT	07/2007	FO2	687										\$2.70		\$(2.30)
2	Avon Park Peakers	Transfer Facility	FOB PLANT	07/2007	FO2	689										\$3.61		\$3.61
3	Bartow Steam Plant	RIO Energy International Inc.	FOB TERMINAL	07/2007	FO6	749,226										\$0.00		\$51.65
4	Bayboro Peakers	Transfer Facility	FOB PLANT	07/2007	FO2	19,262										\$4.63		\$1.00
5	Crystal River	Transfer Facility	FOB PLANT	07/2007	FO2	4,650										\$3.94		\$(0.08)
6	DeBary Peakers	Colonial Oil Industries Inc.	FOB PLANT	07/2007	FO2	13,292										\$0.00		\$89.14
7	DeBary Peakers	Transfer Facility	FOB PLANT	07/2007	FO2	6,861										\$4.30		\$4.06
8	Hines Energy Complex	TransMontaigne Product Services	FOB PLANT	07/2007	FO2	12,637										\$0.00		\$97.11
9	Intersession City Peakers	BP Products North America Inc	FOB PLANT	07/2007	FO2	15,246										\$0.00		\$89.90
10	Martin Gas Terminal	Martin Product Sales	FOB TERMINAL	07/2007	FO2	80,000										\$0.00		\$89.18
11	Rio Pinar Peakers	Transfer Facility	FOB PLANT	07/2007	FO2	866										\$4.28		\$4.28
12	Suwannee Peakers	Transfer Facility	FOB PLANT	07/2007	FO2	47,830										\$5.21		\$4.88
13	Suwannee Steam Plant	RIO Energy International Inc.	FOB PLANT	07/2007	FO6	46,466										\$0.00		\$58.59
14	Suwannee Steam Plant	TexPar Energy LLC	FOB PLANT	07/2007	FO5	3,312										\$0.00		\$40.74
15	Suwannee Steam Plant	Western Fuels & Asphalt Supply	FOB PLANT	07/2007	FO6	15,882										\$0.00		\$61.14
16	Turner Peakers	Transfer Facility	FOB PLANT	07/2007	FO2	36,270										\$3.44		\$0.52

**MONTHLY REPORT OF COST AND QUALITY OF COAL FOR ELECTRIC PLANTS
ORIGIN, TONNAGE, DELIVERED PRICE AND AS RECEIVED QUALITY**

**SPECIFIED
CONFIDENTIAL**

1. Report for: Mo. 07/2007
 2. Reporting Company: Florida Power Corporation
 3. Plant Name: Crystal River 1 & 2

4. NAME, TITLE, TELEPHONE NUMBER OF CONTACT PERSON CONCERNING DATA
 SUBMITTED ON THIS FORM: Jon Putnam, Business Financial Analyst, (919) 546-6368

5. Signature of Official Submitting Report : Joel Rutledge
 Joel Rutledge - Lead Business Financial Analyst

6. DATE COMPLETED: 9/10/2007

Line No.	Supplier Name	Mine Location	Purchase Type	Transportation Mode	Tons	Effective Purchase Price (\$/Ton)	Total Transportation Cost (\$/Ton)	F.O.B. Plant Price (\$/Ton)	As Received Coal Quality			
									Percent Sulfur (%)	Btu Content (Btu/lb)	Percent Ash (%)	Percent Moisture (%)
(a)	(b)	(c)	(d)	(e)	(f)	(g)	(h)	(i)	(j)	(k)	(l)	(m)
1	B&W Resources Inc	8, KY, 51	MTC	UR	33,525			\$76.13	0.88	12,043	11.71	6.16
2	CAM Mining LLC	8, KY, 195	MTC	UR	33,697			\$83.38	1.00	12,593	10.70	5.36
3	Consol Energy Sales Company	8, KY, 119	MTC	UR	22,006			\$81.82	0.93	12,599	8.18	7.31
4	ICG LLC	8, KY, 193	MTC	UR	11,107			\$76.54	1.10	12,458	9.15	7.57
5	Massey Utility Sales Company	8, KY, 195	MTC	UR	42,598			\$76.68	0.84	12,111	10.65	7.20
6	Trinity Coal Marketing LLC	8, KY, 193	LTC	UR	11,463			\$79.24	1.14	12,317	10.33	6.45

**MONTHLY REPORT OF COST AND QUALITY OF COAL FOR ELECTRIC PLANTS
ORIGIN, TONNAGE, DELIVERED PRICE AND AS RECEIVED QUALITY**

**SPECIFIED
CONFIDENTIAL**

1. Report for: Mo. 07/2007
 2. Reporting Company: Florida Power Corporation
 3. Plant Name: Crystal River 4 & 5

4. NAME, TITLE, TELEPHONE NUMBER OF CONTACT PERSON CONCERNING DATA
 SUBMITTED ON THIS FORM: Jon Putnam, Business Financial Analyst, (919) 546-6368

5. Signature of Official Submitting Report : Joel Rutledge
 Joel Rutledge - Lead Business Financial Analyst

6. DATE COMPLETED: 9/10/2007

Line No.	Supplier Name	Mine Location	Purchase Type	Transportation Mode	Tons	Effective Purchase Price (\$/Ton)	Total Transportation Cost (\$/Ton)	F.O.B. Plant Price (\$/Ton)	As Received Coal Quality			
									Percent Sulfur (%)	Btu Content (Btu/lb)	Percent Ash (%)	Percent Moisture (%)
(a)	(b)	(c)	(d)	(e)	(f)	(g)	(h)	(i)	(j)	(k)	(l)	(m)
1	Massey Utility Sales Company	8, WV, 5	MTC	UR	56,168			\$91.89	0.71	12,818	11.57	4.60
2	MC Mining LLC	8, KY, 195	MTC	UR	53,882			\$89.24	0.63	12,727	9.32	5.63
3	SSM Coal Americas LLC	8, WV, 45	S	UR	10,344			\$68.83	0.63	12,368	10.73	6.64
4	Transfer Facility	N/A	N/A	GB	63,145			\$70.82	0.63	11,862	7.05	11.01
5	Transfer Facility	N/A	N/A	GB	65,300			\$60.90	0.62	11,744	5.17	12.01
6	Transfer Facility	N/A	N/A	GB	113,486			\$79.54	0.65	12,062	10.12	8.95


**MONTHLY REPORT OF COST AND QUALITY OF COAL FOR ELECTRIC PLANTS
ORIGIN, TONNAGE, DELIVERED PRICE AND AS RECEIVED QUALITY**

**SPECIFIED
CONFIDENTIAL**

1. Report for: Mo. 07/2007
 2. Reporting Company: Florida Power Corporation
 3. Plant Name: Transfer Facility - IMT

4. NAME, TITLE, TELEPHONE NUMBER OF CONTACT PERSON CONCERNING DATA
 SUBMITTED ON THIS FORM: Jon Putnam, Business Financial Analyst, (919) 546-6368

5. Signature of Official Submitting Report :


 Joel Rutledge - Lead Business Financial Analyst

6. DATE COMPLETED: 9/10/2007


Line No.	Supplier Name	Mine Location	Purchase Type	Transportation Mode	Tons	Effective Purchase Price (\$/Ton)	Total Transportation Cost (\$/Ton)	F.O.B. Plant Price (\$/Ton)	As Received Coal Quality			
									Percent Sulfur (%)	Btu Content (Btu/lb)	Percent Ash (%)	Percent Moisture (%)
(a)	(b)	(c)	(d)	(e)	(f)	(g)	(h)	(i)	(j)	(k)	(l)	(m)
1	Central Coal Company	8, WV, 39	MTC	B	25,021			\$76.85	0.67	12,386	11.69	6.25
2	Guasare Coal International NV	999, IM, 50	MTC	OB	45,481			\$73.26	0.54	13,164	5.10	7.38
3	Keystone Industries LLC	8, WV, 39	MTC	B	26,041			\$77.00	0.69	12,323	11.49	6.47

MONTHLY REPORT OF COST AND QUALITY OF COAL FOR ELECTRIC PLANTS
ORIGIN, TONNAGE, DELIVERED PRICE AND AS RECEIVED QUALITY

**SPECIFIED
CONFIDENTIAL**

1. Report for: Mo. 07/2007
2. Reporting Company: Florida Power Corporation
3. Plant Name: Crystal River 1 & 2

4. NAME, TITLE, TELEPHONE NUMBER OF CONTACT PERSON CONCERNING DATA
SUBMITTED ON THIS FORM: Jon Putnam, Business Financial Analyst, (919) 546-6368

5. Signature of Official Submitting Report : 
Joel Rutledge - Lead Business Financial Analyst

6. DATE COMPLETED: 9/10/2007

Line No.	Supplier Name	Mine Location	Purchase Type	Tons	F.O.B. Mine Price (\$/Ton)	Short Haul & Loading Charges (\$/Ton)	Original Invoice Price (\$/Ton)	Retro-active Price Inc(Dec) (\$/Ton)	Base Price (\$/Ton)	Quality Adjust-ments (\$/Ton)	Effective Purchase Price (\$/Ton)
(a)	(b)	(c)	(d)	(e)	(f)	(g)	(h)	(i)	(j)	(k)	(l)
1	B&W Resources Inc	8, KY, 51	MTC	33,525		N/A		\$0.00			
2	CAM Mining LLC	8, KY, 195	MTC	33,697		N/A		\$0.00			
3	Consol Energy Sales Company	8, KY, 119	MTC	22,006		N/A		\$0.00			
4	ICG LLC	8, KY, 193	MTC	11,107		N/A		\$0.00			
5	Massey Utility Sales Company	8, KY, 195	MTC	42,598		N/A		\$0.00			
6	Trinity Coal Marketing LLC	8, KY, 193	LTC	11,463		N/A		\$0.00			

MONTHLY REPORT OF COST AND QUALITY OF COAL FOR ELECTRIC PLANTS
 ORIGIN, TONNAGE, DELIVERED PRICE AND AS RECEIVED QUALITY

**SPECIFIED
 CONFIDENTIAL**

1. Report for: Mo. 07/2007
 2. Reporting Company: Florida Power Corporation
 3. Plant Name: Transfer Facility - IMT

4. NAME, TITLE, TELEPHONE NUMBER OF CONTACT PERSON CONCERNING DATA
 SUBMITTED ON THIS FORM: Jon Putnam, Business Financial Analyst, (919) 546-6368

5. Signature of Official Submitting Report :

Joel Rutledge
 Joel Rutledge - Lead Business Financial Analyst

6. DATE COMPLETED: 9/10/2007


Line No.	Supplier Name	Mine Location	Purchase Type	Tons	F.O.B. Mine Price (\$/Ton)	Short Haul & Loading Charges (\$/Ton)	Original Invoice Price (\$/Ton)	Retro-active Price Inc(Dec) (\$/Ton)	Base Price (\$/Ton)	Quality Adjust-ments (\$/Ton)	Effective Purchase Price (\$/Ton)
(a)	(b)	(c)	(d)	(e)	(f)	(g)	(h)	(i)	(j)	(k)	(l)
1	Central Coal Company	8, WV, 39	MTC	25,021		N/A		\$0.00			
2	Guasare Coal International NV	999, IM, 50	MTC	45,481		N/A		\$0.00			
3	Keystone Industries LLC	8, WV, 39	MTC	26,041		N/A		\$0.00			

MONTHLY REPORT OF COST AND QUALITY OF COAL FOR ELECTRIC PLANTS
 ORIGIN, TONNAGE, DELIVERED PRICE AND AS RECEIVED QUALITY

**SPECIFIED
 CONFIDENTIAL**

1. Report for: Mo. 07/2007
 2. Reporting Company: Florida Power Corporation
 3. Plant Name: Crystal River 1 & 2

4. NAME, TITLE, TELEPHONE NUMBER OF CONTACT PERSON CONCERNING DATA
 SUBMITTED ON THIS FORM: Jon Putnam, Business Financial Analyst, (919) 546-6368

5. Signature of Official Submitting Report : 
 Joel Rutledge, Lead Business Financial Analyst

6. DATE COMPLETED: 9/10/2007

Line No.	Supplier Name	Mine Location	Shipping Point	Transportation Mode	Tons	Effective Purchase Price (\$/Ton)	Additional Shorthaul & Loading Charges (\$/Ton)	Rail Rate (\$/Ton)	Other Rail Charges (\$/Ton)	River Barge Rate (\$/Ton)	Trans-loading Rate (\$/Ton)	Ocean Barge Rate (\$/Ton)	Other Water Charges (\$/Ton)	Other Related Charges (\$/Ton)	Transportation Charges (\$/Ton)	F.O.B. Plant Price (\$/Ton)
(a)	(b)	(c)	(d)	(e)	(f)	(g)	(h)	(i)	(j)	(k)	(l)	(m)	(n)	(o)	(p)	(q)
1	B&W Resources Inc	8, KY, 51	Resource, KY	UR	33,525	██████████	N/A	██████████	██████████	N/A	N/A	N/A	N/A	N/A	██████████	\$76.13
2	CAM Mining LLC	8, KY, 195	Damron Fork, KY	UR	33,697	██████████	N/A	██████████	██████████	N/A	N/A	N/A	N/A	N/A	██████████	\$83.38
3	Consol Energy Sales Company	8, KY, 119	Mousie, KY	UR	22,006	██████████	N/A	██████████	██████████	N/A	N/A	N/A	N/A	N/A	██████████	\$81.82
4	ICG LLC	8, KY, 193	Typo	UR	11,107	██████████	N/A	██████████	██████████	N/A	N/A	N/A	N/A	N/A	██████████	\$76.54
5	Massey Utility Sales Company	8, KY, 195	Goff, KY	UR	42,598	██████████	N/A	██████████	██████████	N/A	N/A	N/A	N/A	N/A	██████████	\$76.68
6	Trinity Coal Marketing LLC	8, KY, 193	Sigmon, KY	UR	11,463	██████████	N/A	██████████	██████████	N/A	N/A	N/A	N/A	N/A	██████████	\$79.24

MONTHLY REPORT OF COST AND QUALITY OF COAL FOR ELECTRIC PLANTS
ORIGIN, TONNAGE, DELIVERED PRICE AND AS RECEIVED QUALITY

**SPECIFIED
CONFIDENTIAL**

1. Report for: Mo. 07/2007
2. Reporting Company: Florida Power Corporation
3. Plant Name: Crystal River 4 & 5

4. NAME, TITLE, TELEPHONE NUMBER OF CONTACT PERSON CONCERNING DATA
SUBMITTED ON THIS FORM: Jon Putnam, Business Financial Analyst, (919) 546-6368

5. Signature of Official Submitting Report :

Joel Rutledge
Joel Rutledge - Lead Business Financial Analyst

6. DATE COMPLETED: 9/10/2007

Line No.	Supplier Name	Mine Location	Shipping Point	Transportation Mode	Tons	Effective Purchase Price (\$/Ton)	Additional Shorthaul & Loading Charges (\$/Ton)	Rail Rate (\$/Ton)	Other Rail Charges (\$/Ton)	River Barge Rate (\$/Ton)	Trans-loading Rate (\$/Ton)	Ocean Barge Rate (\$/Ton)	Other Water Charges (\$/Ton)	Other Related Charges (\$/Ton)	Transportation Charges (\$/Ton)	F.O.B. Plant Price (\$/Ton)
1	Massey Utility Sales Company	8, WV, 5	Sylvester, WV	UR	56,168	██████████	N/A	██████████	██████████	N/A	N/A	N/A	N/A	N/A	██████████	\$91.89
2	MC Mining LLC	8, KY, 195	Scotts Branch,	UR	53,882	██████████	N/A	██████████	██████████	N/A	N/A	N/A	N/A	N/A	██████████	\$89.24
3	SSM Coal Americas LLC	8, WV, 45	Pardee, WV	UR	10,344	██████████	N/A	██████████	██████████	N/A	N/A	N/A	N/A	N/A	██████████	\$68.83
4	Transfer Facility	N/A	Davant, La	GB	63,145	██████████	N/A	N/A	N/A	N/A	██████████	██████████	██████████	N/A	██████████	\$70.82
5	Transfer Facility	N/A	Mobile, Al	GB	65,300	██████████	N/A	N/A	N/A	N/A	N/A	██████████	██████████	N/A	██████████	\$60.90
6	Transfer Facility	N/A	Myrtle Grove, La	GB	113,486	██████████	N/A	N/A	N/A	N/A	N/A	██████████	██████████	N/A	██████████	\$79.54

MONTHLY REPORT OF COST AND QUALITY OF COAL FOR ELECTRIC PLANTS
 ORIGIN, TONNAGE, DELIVERED PRICE AND AS RECEIVED QUALITY

SPECIFIED
CONFIDENTIAL

1. Report for: Mo. 07/2007

2. Reporting Company: Florida Power Corporation

3. Plant Name: Transfer Facility - IMT

4. NAME, TITLE, TELEPHONE NUMBER OF CONTACT PERSON CONCERNING DATA SUBMITTED ON THIS FORM: Jon Putnam, Business Financial Analyst, (919) 546-6368

5. Signature of Official Submitting Report :

Joe Rutledge
 Joe Rutledge - Lead Business Financial Analyst

6. DATE COMPLETED: 9/10/2007

Line No.	Supplier Name	Mine Location	Shipping Point	Transportation Mode	Tons	Price (\$/Ton)	Purchase & Loading Charges (\$/Ton)	Rail Loading Rate (\$/Ton)	Rail Charges Rate (\$/Ton)	Other River Barge loading Rate (\$/Ton)	Ocean Barge Rate (\$/Ton)	Other Water Barge Rate (\$/Ton)	Related Charges (\$/Ton)	Plant Charges (\$/Ton)	Price (\$/Ton)	
(a)	(b)	(c)	(d)	(e)	(f)	(g)	(h)	(i)	(j)	(k)	(l)	(m)	(n)	(o)	(p)	(q)
1	Central Coal Company	8, WV, 39	Wintrede Dock,	B	25,021	██████████	N/A	N/A	N/A	██████████	N/A	N/A	██████████	N/A	██████████	\$76.85
2	Guasare Coal International NV	999, IM, 50	Paso Diablo, S.A.	OB	45,481	██████████	N/A	N/A	N/A	██████████	N/A	N/A	██████████	N/A	██████████	\$73.26
3	Keystone Industries LLC	8, WV, 39	Marmet Dock,	B	26,041	██████████	N/A	N/A	N/A	██████████	N/A	N/A	██████████	N/A	██████████	\$77.00

Additional


MONTHLY REPORT OF COST AND QUALITY OF COAL FOR ELECTRIC PLANTS
 ORIGIN, TONNAGE, DELIVERED PRICE AND AS RECEIVED QUALITY

**SPECIFIED
 CONFIDENTIAL**

1. Report for: Mo. 7/2007
 2. Reporting Company: Florida Power Corporation
 3. Plant Name: Crystal River 1 & 2

4. NAME, TITLE, TELEPHONE NUMBER OF CONTACT PERSON CONCERNING DATA
 SUBMITTED ON THIS FORM: Jon Putnam, Business Financial Analyst, (919) 546-6368

5. Signature of Official Submitting Report:



Joel Rutledge - Lead Business Financial Analyst

6. DATE COMPLETED: 9/10/2007

Line No.	Month Reported	Form Plant Name	Intended Generating Plant	Supplier Name	Original Line Number	Volume (tons)	Form No.	Column Title	Old Value	New Value	New F.O.B. Plant Price	Reason for Revision
(a)	(b)	(c)	(d)	(e)	(f)	(g)	(h)	(i)	(j)	(k)	(l)	(m)
1	6/07	Crystal River 1&2	B&W Resources Inc		1	22,089	2B	(j) Other Rail Charges			\$79.15	Revision to Rate
2	6/07	Crystal River 1&2	Massey Utility Sales Company		7	31,848	2B	(j) Other Rail Charges			\$76.41	Revision to Rate


MONTHLY REPORT OF COST AND QUALITY OF COAL FOR ELECTRIC PLANTS
 ORIGIN, TONNAGE, DELIVERED PRICE AND AS RECEIVED QUALITY

**SPECIFIED
 CONFIDENTIAL**

1. Report for: Mo. 7/2007
 2. Reporting Company: Florida Power Corporation
 3. Plant Name: Crystal River 4 & 5

4. NAME, TITLE, TELEPHONE NUMBER OF CONTACT PERSON CONCERNING DATA
 SUBMITTED ON THIS FORM: Jon Putnam, Business Financial Analyst, (919) 546-6368

5. Signature of Official Submitting Report:


 Joel Rutledge - Lead Business Financial Analyst

6. DATE COMPLETED: 9/10/2007

Line No.	Month Reported	Form Plant Name	Intended Generating Plant	Supplier Name	Original Line Number	Volume (tons)	Form No.	Column Title	Old Value	New Value	New F.O.B. Plant Price	Reason for Revision
(a)	(b)	(c)	(d)	(e)	(f)	(g)	(h)	(i)	(j)	(k)	(l)	(m)
1	6/07	Crystal River 4&5	Transfer Facility		6	128,410	2B	(n) Other Water Charges			\$80.17	Revision to Rate


MONTHLY REPORT OF COST AND QUALITY OF COAL FOR ELECTRIC PLANTS
 ORIGIN, TONNAGE, DELIVERED PRICE AND AS RECEIVED QUALITY

**SPECIFIED
 CONFIDENTIAL**

1. Report for: Mo. 7/2007
 2. Reporting Company: Florida Power Corporation
 3. Plant Name: Transfer Facility - IMT

4. NAME, TITLE, TELEPHONE NUMBER OF CONTACT PERSON CONCERNING DATA
 SUBMITTED ON THIS FORM: Jon Putnam, Business Financial Analyst, (919) 546-6268

5. Signature of Official Submitting Report:


 Joel Rutledge - Lead Business Financial Analyst

6. DATE COMPLETED: 9/10/2007

Line No.	Month Reported	Form Plant Name	Intended Generating Plant	Supplier Name	Original Line Number	Volume (tons)	Form No.	Column Title	Old Value	New Value	New F.O.B. Plant Price	Reason for Revision
(a)	(b)	(c)	(d)	(e)	(f)	(g)	(h)	(i)	(j)	(k)	(l)	(m)

NONE

**MONTHLY REPORT OF COST AND QUALITY OF COAL FOR ELECTRIC PLANTS
ORIGIN, TONNAGE, DELIVERED PRICE AND AS RECEIVED QUALITY**

**SPECIFIED
CONFIDENTIAL**

1. Report for: Mo. 07/2007
 2. Reporting Company: Florida Power Corporation
 3. Plant Name: Transfer Facility - Mobile

4. NAME, TITLE, TELEPHONE NUMBER OF CONTACT PERSON CONCERNING DATA
 SUBMITTED ON THIS FORM: Jon Putnam, Business Financial Analyst, (919) 546-6868

5. Signature of Official Submitting Report :

Joel Rutledge
 Joel Rutledge - Lead Business Financial Analyst

6. DATE COMPLETED: 9/10/2007

Line No.	Supplier Name	Mine Location	Purchase Type	Transportation Mode	Tons	Effective Purchase Price (\$/Ton)	Total Transportation Cost (\$/Ton)	F.O.B. Plant Price (\$/Ton)	As Received Coal Quality			
									Percent Sulfur (%)	Btu Content (Btu/lb)	Percent Ash (%)	Percent Moisture (%)
(a)	(b)	(c)	(d)	(e)	(f)	(g)	(h)	(i)	(j)	(k)	(l)	(m)
1	Interocean Coal Sales	999, IM, 45	MTC	OB	47,222			\$54.48	0.63	11,590	5.10	12.32


MONTHLY REPORT OF COST AND QUALITY OF COAL FOR ELECTRIC PLANTS
ORIGIN, TONNAGE, DELIVERED PRICE AND AS RECEIVED QUALITY

**SPECIFIED
CONFIDENTIAL**

1. Report for: Mo. 07/2007
 2. Reporting Company: Florida Power Corporation
 3. Plant Name: Transfer Facility - Mobile

4. NAME, TITLE, TELEPHONE NUMBER OF CONTACT PERSON CONCERNING DATA
 SUBMITTED ON THIS FORM: Jon Putnam, Business Financial Analyst, (919) 546-6368

5. Signature of Official Submitting Report :


 Joel Rutledge - Lead Business Financial Analyst

6. DATE COMPLETED: 9/10/2007

Line No.	Supplier Name	Mine Location	Purchase Type	Tons	F.O.B. Mine Price (\$/Ton)	Short Haul & Loading Charges (\$/Ton)	Original Invoice Price (\$/Ton)	Retro-active Price Inc(Dec) (\$/Ton)	Base Price (\$/Ton)	Quality Adjust-ments (\$/Ton)	Effective Purchase Price (\$/Ton)
(a)	(b)	(c)	(d)	(e)	(f)	(g)	(h)	(i)	(j)	(k)	(l)
1	Interocean Coal Sales	999, IM, 45	MTC	47,222		N/A		\$0.00			


MONTHLY REPORT OF COST AND QUALITY OF COAL FOR ELECTRIC PLANTS
 ORIGIN, TONNAGE, DELIVERED PRICE AND AS RECEIVED QUALITY

**SPECIFIED
 CONFIDENTIAL**

1. Report for: Mo. 7/2007
 2. Reporting Company: Florida Power Corporation
 3. Plant Name: Transfer Facility - Mobile

4. NAME, TITLE, TELEPHONE NUMBER OF CONTACT PERSON CONCERNING DATA
 SUBMITTED ON THIS FORM: Jon Putnam, Business Financial Analyst, (919) 546-6368

5. Signature of Official Submitting Report:


 Joel Rutledge - Lead Business Financial Analyst

6. DATE COMPLETED: 9/10/2007

Line No.	Month Reported	Form Plant Name	Intended Generating Plant	Supplier Name	Original Line Number	Volume (tons)	Form No.	Column Title	Old Value	New Value	New F.O.B. Plant Price	Reason for Revision
(a)	(b)	(c)	(d)	(e)	(f)	(g)	(h)	(i)	(j)	(k)	(l)	(m)

NONE

MONTHLY REPORT OF COST AND QUALITY OF COAL FOR ELECTRIC PLANTS
 ORIGIN, TONNAGE, DELIVERED PRICE AND AS RECEIVED QUALITY

**SPECIFIED
 CONFIDENTIAL**

1. Report for: Mo. 07/2007
 2. Reporting Company: Florida Power Corporation
 3. Plant Name: Transfer Facility - TECO

4. NAME, TITLE, TELEPHONE NUMBER OF CONTACT PERSON CONCERNING DATA
 SUBMITTED ON THIS FORM: Jon Putnam, Business Financial Analyst, (919) 546-6368

5. Signature of Official Submitting Report : Joel Rutledge
 Joel Rutledge - Lead Business Financial Analyst

6. DATE COMPLETED: 9/10/2007

Line No.	Supplier Name	Mine Location	Purchase Type	Tons	F.O.B. Mine Price (\$/Ton)	Short Haul & Loading Charges (\$/Ton)	Original Invoice Price (\$/Ton)	Retro-active Price Inc(Dec) (\$/Ton)	Base Price (\$/Ton)	Quality Adjust-ments (\$/Ton)	Effective Purchase Price (\$/Ton)
(a)	(b)	(c)	(d)	(e)	(f)	(g)	(h)	(i)	(j)	(k)	(l)
1	Coal Marketing Company	999, IM, 45	MTC	81,937		N/A		\$0.00			
2	Glencore Ltd.	999, IM, 45	MTC	77,680		N/A		\$0.00			

MONTHLY REPORT OF COST AND QUALITY OF COAL FOR ELECTRIC PLANTS
ORIGIN, TONNAGE, DELIVERED PRICE AND AS RECEIVED QUALITY

**SPECIFIED
CONFIDENTIAL**

1. Report for: Mo. 07/2007
2. Reporting Company: Florida Power Corporation
3. Plant Name: Transfer Facility - TECO

4. NAME, TITLE, TELEPHONE NUMBER OF CONTACT PERSON CONCERNING DATA
SUBMITTED ON THIS FORM: Jon Putnam, Business Financial Analyst, (919) 546-6368

5. Signature of Official Submitting Report : Joel Rutledge
Joel Rutledge - Lead Business Financial Analyst

6. DATE COMPLETED: 9/10/2007

Line No.	Supplier Name	Mine Location	Shipping Point	Transportation Mode	Tons	Effective Purchase Price (\$/Ton)	Additional Shorthaul & Loading Charges (\$/Ton)	Rail Rate (\$/Ton)	Other Rail Charges (\$/Ton)	River Barge Rate (\$/Ton)	Trans-loading Rate (\$/Ton)	Ocean Barge Rate (\$/Ton)	Other Water Charges (\$/Ton)	Other Related Charges (\$/Ton)	Transportation Charges (\$/Ton)	F.O.B. Plant Price (\$/Ton)
1	Coal Marketing Company	999, IM, 45	Carbones del	OB	81,937	██████████	N/A	N/A	N/A	N/A	██████████	N/A	██████████	N/A	██████████	\$54.02
2	Glencore Ltd.	999, IM, 45	La Jagua, S.A.	OB	77,680	██████████	N/A	N/A	N/A	N/A	██████████	N/A	██████████	N/A	██████████	\$63.16


MONTHLY REPORT OF COST AND QUALITY OF COAL FOR ELECTRIC PLANTS
 ORIGIN, TONNAGE, DELIVERED PRICE AND AS RECEIVED QUALITY

**SPECIFIED
 CONFIDENTIAL**

1. Report for: Mo. 7/2007
 2. Reporting Company: Florida Power Corporation
 3. Plant Name: Transfer Facility - TECO

4. NAME, TITLE, TELEPHONE NUMBER OF CONTACT PERSON CONCERNING DATA
 SUBMITTED ON THIS FORM: Jon Putnam, Business Financial Analyst, (919) 546-6368

5. Signature of Official Submitting Report:


 Joel Rutledge - Lead Business Financial Analyst

6. DATE COMPLETED: 9/10/2007

Line No.	Month Reported	Form Plant Name	Intended Generating Plant	Supplier Name	Original Line Number	Volume (tons)	Form No.	Column Title	Old Value	New Value	New F.O.B. Plant Price	Reason for Revision
(a)	(b)	(c)	(d)	(e)	(f)	(g)	(h)	(i)	(j)	(k)	(l)	(m)
NONE												