



REDACTED

John T. Butler
Senior Attorney
Regulatory
Florida Power & Light Company
700 Universe Boulevard
Juno Beach, FL 33408-0420
(561) 304-5639
(561) 691-7135 (Facsimile)

RECEIVED-FPSC
07 OCT 11 PM 1:22
COMMISSION
CLERK

October 11, 2007

VIA HAND DELIVERY

Ms. Ann Cole, Director
Division of the Commission Clerk and
Administrative Services
Florida Public Service Commission
Betty Easley Conference Center, Room 110
2540 Shumard Oak Boulevard
Tallahassee, Florida 32399-0850

Re: Docket No. 070001-EI – Monthly Fuel Filings

Dear Ms. Bayó:


Enclosed herewith for filing are the original and five (5) copies of the following monthly fuel reports for FPL:

- (a) FPSC Forms 423-1, 423-1(a), and 423-1(b) for Florida Power & Light Company for the month of July 2007;
- (b) FPSC Forms 423-2, 423-2(a), and 423-2(b) for St. Johns River Power Park (SJRPP) for the month of July 2007; and
- (c) FPSC Forms 423-2, 423-2(a), and 423-2(b) for Plant Scherer for the month of June 2007.

CMP _____ FPL's Request for Confidential Classification of the information removed from FPL
 COM _____ FPSC Form 423 1(a) and SJRPP FPSC Forms 423-2, 423-2(a), and 423-2(b) is being filed under
 CTR _____ separate cover. Should you have any questions regarding this filing, please contact me at (561)
 ECR 3 _____ 304-5639.

GCL 2 _____ Thank you for your attention to this matter, I remain,

OPC _____
 RCA _____
 SCR _____

Sincerely,

 John T. Butler

SGA _____ JTB/jsb
 Enclosures
 SEC _____ cc: Service List
 OTH _____ Doc/423 Fuel Filing/July 2007

DOCUMENT NUMBER-DATE

09323 OCT 11 8

FPSC-COMMISSION CLERK

MONTHLY REPORT OF COST AND QUALITY OF FUEL OIL FOR ELECTRIC PLANTS
ORIGIN, VOLUME, DELIVERED PRICE AND AS RECEIVED QUANTITY

FPSC FORM NO. 423-1

1. REPORTING MONTH: JUL YEAR: 2007
2. REPORTING COMPANY: FLORIDA POWER & LIGHT COMPANY

3. NAME, TITLE TELEPHONE NUMBER OF CONTACT PERSON CONCERNING DATA
SUBMITTED ON THIS FORM: KORY DUBIN, REGULATORY AFFAIRS, (305) 552-4910.

4. SIGNATURE OF OFFICIAL SUBMITTING REPORT: 

5. DATE COMPLETED: 09/21/2007

LINE NO	PLANT	SUPPLIER	SHIPPING POINT	PURCHASE TYPE	DELIVERY LOCATION	DELIVERY DATE	TYPE OIL	SULFUR (%)	BTU CONTENT (BTU / GAL)	VOLUME (BBLs)	PRICE (\$/BBL)
1	MARTIN	CONOCO	MARRERO	MTC	PALM BEACH	07/04/2007	F06	0.97	155143	106452	59.5000
2	MARTIN	CONOCO	MARRERO	MTC	PALM BEACH	07/13/2007	F06	0.97	154476	106227	59.5000
3	MARTIN	CONOCO	ST. ROSE	MTC	PALM BEACH	07/24/2007	F06	0.98	154071	105763	59.5000
4	PT. EVERGLADES	CONOCO	NEW YORK	MTC	PORT EVERGLADES	07/27/2007	F06	0.85	153714	107237	61.6700
5	MARTIN	GLENCORE	RIVER	MTC	PALM BEACH	07/26/2007	F06	0.99	152476	66012	58.8600
6	PT. EVERGLADES	GLENCORE	RIVER	MTC	PORT EVERGLADES	07/03/2007	F06	0.99	151976	146892	56.6900
7	TURKEY POINT	GLENCORE	RIVER	MTC	FISHER ISLAND	07/25/2007	F06	1.00	152571	82294	58.8600
8	MANATEE	SEMPRA	RIVER	MTC	PORT MANATEE	07/09/2007	F06	1.00	153071	147070	56.0500
9	RIVIERA	SEMPRA	BORCO, BAHAMAS	MTC	RIVIERA	07/30/2007	F06	1.00	152262	144971	60.4100
10	CAPE CANAVERAL	SHELL	ST. ROSE	MTC	PORT CANAVERAL	07/14/2007	F06	0.97	153881	85410	58.7300
11	MARTIN	SHELL	ST. ROSE	MTC	PALM BEACH	07/03/2007	F06	0.95	154048	129705	58.9800
12	MANATEE	SHELL	ST. ROSE	MTC	PORT MANATEE	07/30/2007	F06	0.97	152929	129720	58.4800
13	PT. EVERGLADES	SHELL	ST. ROSE	MTC	PORT EVERGLADES	07/23/2007	F06	0.96	152976	134311	58.9800
14	RIVIERA	SHELL	ST. ROSE	MTC	RIVIERA	07/12/2007	F06	0.97	153690	49047	58.7300
15	RIVIERA	VITOL	BORCO, BAHAMAS	MTC	RIVIERA	07/07/2007	F06	0.99	152929	53352	62.6800
16	TURKEY POINT	VITOL	BORCO, BAHAMAS	MTC	FISHER ISLAND	07/02/2007	F06	0.95	152571	51919	62.6800
17	TURKEY POINT	VITOL	BORCO, BAHAMAS	MTC	FISHER ISLAND	07/04/2007	F06	1.00	152429	53234	62.6800
18	TURKEY POINT	VITOL	BORCO, BAHAMAS	MTC	FISHER ISLAND	07/31/2007	F06	1.00	152810	149547	62.6800
19	TURKEY POINT	AMERIGAS	NA-TRUCK DELIVERY	STC		07/13/2007	PRO	N/A	N/A	5	95.7600
20	PT. EVERGLADES	AMERIGAS	NA-TRUCK DELIVERY	STC		07/19/2007	PRO	N/A	N/A	8	105.4300
21	PT. EVERGLADES	FERRELL	NA-TRUCK DELIVERY	STC		07/05/2007	PRO	N/A	N/A	9	105.4700
22	RIVIERA	FERRELL	NA-TRUCK DELIVERY	STC		07/06/2007	PRO	N/A	N/A	2	124.9000
23	RIVIERA	FERRELL	NA-TRUCK DELIVERY	STC		07/13/2007	PRO	N/A	N/A	3	125.6700
24	RIVIERA	FERRELL	NA-TRUCK DELIVERY	STC		07/20/2007	PRO	N/A	N/A	3	126.1100
25	RIVIERA	FERRELL	NA-TRUCK DELIVERY	STC		07/27/2007	PRO	N/A	N/A	4	125.1500
26	MARTIN	INDIANTOWN	NA-TRUCK DELIVERY	STC		07/30/2007	PRO	N/A	N/A	10	81.4800
27	MANATEE	SUBURBAN	NA-TRUCK DELIVERY	STC		07/24/2007	PRO	N/A	N/A	27	71.2200

MONTHLY REPORT OF COST AND QUALITY OF FUEL OIL FOR ELECTRIC PLANTS
ORIGIN, VOLUME, DELIVERED PRICE AND AS RECEIVED QUANTITY

1. REPORTING MONTH: JUL YEAR: 2007

2. REPORTING COMPANY: FLORIDA POWER & LIGHT COMPANY

3. NAME, TITLE TELEPHONE NUMBER OF CONTACT PERSON CONCERNING DATA
SUBMITTED ON THIS FORM: KORY DUBIN, REGULATORY AFFAIRS, (305) 552-4910.

4. SIGNATURE OF OFFICIAL SUBMITTING REPORT: 

5. DATE COMPLETED: 09/21/2007

LINE NO	PLANT	SUPPLIER	SHIPPING POINT	PURCHASE TYPE	DELIVERY LOCATION	DELIVERY DATE	TYPE OIL	SULFUR (%)	BTU CONTENT (BTU / GAL)	VOLUME (BBLs)	PRICE (\$/BBL)
28	MANATEE	SUBURBAN	NA-TRUCK DELIVERY	STC		07/31/2007	PRO	N/A	N/A	18	71.2200
29	SANFORD	SUBURBAN	NA-TRUCK DELIVERY	STC		07/13/2007	PRO	N/A	N/A	5	85.6200
30	MANATEE	SUBURBAN	NA-TRUCK DELIVERY	STC		07/03/2007	PRO	N/A	N/A	13	71.1000

MONTHLY REPORT OF COST AND QUALITY OF FUEL OIL FOR ELECTRIC PLANTS
 DETAIL OF INVOICE AND TRANSPORTATION CHARGES

FPSC FORM NO. 423-1 (a)

1. REPORTING MONTH: JUL YEAR: 2007

2. REPORTING COMPANY: FLORIDA POWER LIGHT COMPANY

3. NAME, TITLE, TELEPHONE NUMBER OF CONTACT PERSON CONCERNING DATA
 SUBMITTED ON THIS FORM: KORY DUBIN, REGULATORY AFFAIRS, (305) 552-4910.

4. SIGNATURE OF OFFICIAL SUBMITTING REPORT: 

5. DATE COMPLETED: 09/21/2007

EDITED COPY

(A)	(B)	(C)	(D)	(E)	(F)	(G)	(H)	(I)	(J)	(K)	(L)	(M)	(N)	(O)	(P)	(Q)	(R)
LINE NO.	PLANT	SUPPLIER	DELIVERY LOCATION	DELIVERY DATE	TYPE OIL	VOLUME (BBL)	INVOICE PRICE (\$/BBL)	INVOICE AMOUNT (\$)	DISCOUNT (\$)	NET AMOUNT (\$)	NET PRICE (\$/BBL)	QUALITY ADJUST. (\$/BBL)	EFFECTIVE PUR PRICE (\$/BBL)	TRANSP TO TERM (\$/BBL)	ADDITIONAL TRANS CHGS (\$/BBL)	OTHER CHGS (\$/BBL)	DELIVERED PRICE (\$/BBL)
1	PMR	CONOCO	PALM BEACH	07/04/2007	F06	106452								0.0000			59.9379
2	PMR	CONOCO	PALM BEACH	07/13/2007	F06	106227								0.0000			59.9379
3	PMR	CONOCO	PALM BEACH	07/24/2007	F06	105763								0.0000			59.9379
4	PPE	CONOCO	PORT EVERGLADES	07/27/2007	F06	107237								0.0000			61.9142
5	PMR	GLENCORE	PALM BEACH	07/26/2007	F06	66012								0.0000			59.2979
6	PPE	GLENCORE	PORT EVERGLADES	07/03/2007	F06	146892								0.0000			56.9342
7	PTF	GLENCORE	FISHER ISLAND	07/25/2007	F06	82294								0.0000			59.6429
8	PMT	SEMPRA	PORT MANATEE	07/09/2007	F06	147070								0.0000			56.2857
9	PRV	SEMPRA	RIVIERA	07/30/2007	F06	144971								0.0000			60.6020
10	PCC	SHELL	PORT CANAVERAL	07/14/2007	F06	85410								0.0000			59.2865
11	PMR	SHELL	PALM BEACH	07/03/2007	F06	129705								0.0000			59.4179
12	PMT	SHELL	PORT MANATEE	07/30/2007	F06	129720								0.0000			58.7157
13	PPE	SHELL	PORT EVERGLADES	07/23/2007	F06	134311								0.0000			59.2242
14	PRV	SHELL	RIVIERA	07/12/2007	F06	49047								0.0000			58.9220
15	PRV	VITOL	RIVIERA	07/07/2007	F06	53352								0.0000			62.8720
16	PTF	VITOL	FISHER ISLAND	07/02/2007	F06	51919								0.0000			63.4629
17	PTF	VITOL	FISHER ISLAND	07/04/2007	F06	53234								0.0000			63.4629
18	PTF	VITOL	FISHER ISLAND	07/31/2007	F06	149547								0.0000			63.4629
19	PTF	AMERIGAS		07/13/2007	PRO	5	95.7600	479	0	479	95.7600	0.0000	95.7600	0.0000	0.0000	0.0000	95.7600
20	PPE	AMERIGAS		07/19/2007	PRO	8	105.4300	843	0	843	105.4300	0.0000	105.4300	0.0000	0.0000	0.0000	105.4300
21	PPE	FERRELL		07/05/2007	PRO	9	105.4700	949	0	949	105.4700	0.0000	105.4700	0.0000	0.0000	0.0000	105.4700
22	PRV	FERRELL		07/06/2007	PRO	2	124.9000	250	0	250	124.9000	0.0000	124.9000	0.0000	0.0000	0.0000	124.9000
23	PRV	FERRELL		07/13/2007	PRO	3	125.6700	377	0	377	125.6700	0.0000	125.6700	0.0000	0.0000	0.0000	125.6700
24	PRV	FERRELL		07/20/2007	PRO	3	126.1100	378	0	378	126.1100	0.0000	126.1100	0.0000	0.0000	0.0000	126.1100
25	PRV	FERRELL		07/27/2007	PRO	4	125.1500	501	0	501	125.1500	0.0000	125.1500	0.0000	0.0000	0.0000	125.1500
26	PMR	INDIANTOWN		07/30/2007	PRO	10	81.4800	815	0	815	81.4800	0.0000	81.4800	0.0000	0.0000	0.0000	81.4800

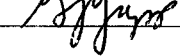
MONTHLY REPORT OF COST AND QUALITY OF FUEL OIL FOR ELECTRIC PLANTS
 DETAIL OF INVOICE AND TRANSPORTATION CHARGES

FPSC FORM NO. 423-1 (a)

1. REPORTING MONTH: JUL YEAR: 2007

2. REPORTING COMPANY: FLORIDA POWER LIGHT COMPANY

3. NAME, TITLE TELEPHONE NUMBER OF CONTACT PERSON CONCERNING DATA
 SUBMITTED ON THIS FORM: KORY DUBIN, REGULATORY AFFAIRS, (305) 552-4910.

4. SIGNATURE OF OFFICIAL SUBMITTING REPORT: 

5. DATE COMPLETED: 09/21/2007

(A)	(B)	(C)	(D)	(E)	(F)	(G)	(H)	(I)	(J)	(K)	(L)	(M)	(N)	(O)	(P)	(Q)	(R)
LINE NO.	PLANT	SUPPLIER	DELIVERY LOCATION	DELIVERY DATE	TYPE OIL	VOLUME (BBL)	INVOICE PRICE (\$/BBL)	INVOICE AMOUNT (\$)	DISCOUNT (\$)	NET AMOUNT (\$)	NET PRICE (\$/BBL)	QUALITY ADJUST. (\$/BBL)	EFFECTIVE PUR PRICE (\$/BBL)	TRANSP TO TERM (\$/BBL)	ADDITIONAL TRANS CHGS (\$/BBL)	OTHER CHGS (\$/BBL)	DELIVERED PRICE (\$/BBL)
27	PMT	SUBURBAN		07/24/2007	PRO	27	71.2200	1,923	0	1,923	71.2200	0.0000	71.2200	0.0000	0.0000	0.0000	71.2200
28	PMT	SUBURBAN		07/31/2007	PRO	18	71.2200	1,282	0	1,282	71.2200	0.0000	71.2200	0.0000	0.0000	0.0000	71.2200
29	PSN	SUBURBAN		07/13/2007	PRO	5	85.6200	428	0	428	85.6200	0.0000	85.6200	0.0000	0.0000	0.0000	85.6200
30	PMT	SUBURBAN		07/03/2007	PRO	13	71.1000	924	0	924	71.1000	0.0000	71.1000	0.0000	0.0000	0.0000	71.1000

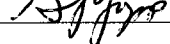
FPSC FORM NO. 423-1(b)

MONTHLY REPORT OF COST AND QUALITY OF FUEL OIL FOR ELECTRIC PLANTS
 REPORT OF ADJUSTMENTS TO PREVIOUS OIL DELIVERIES

1. REPORTING MONTH: JULY 2007

3. NAME, TITLE, & TELEPHONE NUMBER OF CONTACT PERSON CONCERNING DATA
 SUBMITTED ON THIS FORM: KORY DUBIN, REGULATORY AFFAIRS,

2. REPORTING COMPANY: FLORIDA POWER & LIGHT COMPANY

4. SIGNATURE OF OFFICIAL SUBMITTING REPORT: 

5. DATE COMPLETED: 9/17/2007

LINE NO.	MONTH REPORTED	FORM PLANT NAME	SUPPLIER	ORIGINAL LINE NUMBER	OLD VOLUME (BBLS)	FORM NO.	COLUMN DESIGNATOR & TITLE	OLD VALUE	NEW VALUE	NEW DELIVERED PRICE (\$/BBL)	REASON FOR REVISION
(A)	(B)	(C)	(D)	(E)	(F)	(G)	(H)	(I)	(J)	(K)	(L)
1	NONE										


**MONTHLY REPORT OF COST AND QUALITY OF COAL FOR ELECTRIC PLANTS
ORIGIN, TONNAGE, DELIVERED PRICE AND AS RECEIVED QUALITY**

1. Report For Month/Yr: **July 2007**

4. Name, Title & Telephone Number of Contact
Person Concerning Data Submitted on this Form: **Korel M. Dubin (305-552-4910)**

2. Reporting Company: **Florida Power & Light**

5. Signature of Official Submitting Report:



3. Plant Name: **St. Johns River Power Park (SJRPP)**

6. Date Completed:

August 7, 2007

Line No.	Supplier Name	Mine Location	Purchase Type	Transportation Mode	Tons	Effective Purchase Price (\$/Ton)	Total Trans Cost (\$/Ton)	FOB Plant Price (\$/Ton)	As Received Coal Quality			
									Sulfur Content (%)	Btu Content (%)	Ash Content (%)	Moisture Content (%)
(a)	(b)	(c)	(d)	(e)	(f)	(g)	(h)	(i)	(j)	(k)	(l)	(m)
1	Coal Marketing Company	45,IM,999	LTC	OC	63,515			48.60	0.65	11,047	10.39	12.26
2	DTE Clover, LLC	08,KY,095	LTC	UR	15,080			55.36	1.15	12,624	8.91	7.09
3	James River Coal Sales, Inc.	08,KY,195	S	UR	2,094			61.18	1.46	12,993	7.40	6.45

EDITED COPY

**MONTHLY REPORT OF COST AND QUALITY OF COAL FOR ELECTRIC PLANTS
DETAIL OF INVOICE PURCHASE PRICE**

1. Report For Month/Yr: **July 2007**

4. Name, Title & Telephone Number of Contact
Person Concerning Data Submitted on this Form: **Korel M. Dubin (305-552-4910)**

2. Reporting Company: **Florida Power & Light**

5. Signature of Official Submitting Report:



3. Plant Name: **St. Johns River Power Park (SJRPP)**

6. Date Completed: **August 7, 2007**

Line No.	Supplier Name	Mine Location	Purchase Type	Tons	FOB Mine Price (\$/Ton)	Short Haul & Loading Charge	Original Invoice Price (\$/Ton)	Retro-active Price Increases (\$/Ton)	Base Price (\$/Ton)	Quality Adjustments (\$/Ton)	Effective Purchase Price (\$/Ton)
(a)	(b)	(c)	(d)	(e)	(f)	(g)	(h)	(i)	(j)	(k)	(l)
1	Coal Marketing Company	45,IM,999	LTC	63,515		0.00		0.00		0.00	
2	DTE Clover, LLC	08,KY,095	LTC	15,080		0.00		0.00		0.00	
3	James River Coal Sales, Inc.	08,KY,195	S	2,094		0.00		0.00		0.00	

EDITED COPY

**MONTHLY REPORT OF COST AND QUALITY OF COAL FOR ELECTRIC PLANTS
DETAIL OF TRANSPORTATION CHARGES**


1. Report For Month/Yr: **July 2007**

4. Name, Title & Telephone Number of Contact

Person Concerning Data Submitted on this Form: **Korel M. Dubin (305-552-4910)**

2. Reporting Company: **Florida Power & Light**

5. Signature of Official Submitting Report:



3. Plant Name: **St. Johns River Power Park (SJRPP)**

6. Date Completed:

August 7, 2007

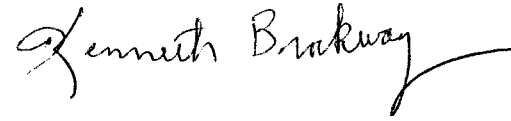
Line No.	Supplier Name	Mine Location	Shipping Point	Transportation Mode	Tons	Effective Purchase Price (\$/Ton)	Short Haul & Loading Charge (\$/Ton)	Rail Charges		Waterborne Charges					Total Transport Charges (\$/Ton)	FOB Plant Price (\$/Ton)
								Rail Rate (\$/Ton)	Other Rail Charges (\$/Ton)	River Barge Rate (\$/Ton)	Trans-loading Rate (\$/Ton)	Ocean Barge Rate (\$/Ton)	Other Water Charges (\$/Ton)	Related Charges (\$/Ton)		
(a)	(b)	(c)	(d)	(e)	(f)	(g)	(h)	(i)	(j)	(k)	(l)	(m)	(n)	(o)	(p)	(q)
1	Coal Marketing Company	45,IM,999	EL CERREJON	OC	63,515		0.00		0.00	0.00	0.00	0.00	0.00	0.00		48.60
2	DTE Clover, LLC	08,KY,095	CLOVER DTE	UR	15,080		0.00		0.00	0.00	0.00	0.00	0.00	0.00		55.36
3	James River Coal Sales, Inc.	08,KY,195	MCCOY ELKHOF	UR	2,094		0.00		0.00	0.00	0.00	0.00	0.00	0.00		61.18

EDITED COPY

**MONTHLY REPORT OF COST AND QUALITY OF COAL FOR ELECTRIC PLANTS
ORIGIN, TONNAGE, DELIVERED PRICE, AND AS RECEIVED QUALITY**

1. Reporting Month: **June** Year: **2007**
 2. Reporting Company: **FLORIDA POWER & LIGHT COMPANY**
 3. Plant Name: **R.W.SCHERER**

4. Name, Title & Telephone Number of Contact Person Concerning Data
 Submitted on this Form: **Korel M. Dubin**
 (305) 552-4910
 5. Signature of Official Submitting Report:
 6. Date Completed: **15-Aug-07**



Line No.	Supplier Name	Mine Location	Purchase Type	Transport Mode	Tons	Purchase Price (\$/Ton)	Effective Transport Charges (\$/Ton)	Total FOB Plant Price (\$/Ton)	Sulfur Content (%)	Btu Content (Btu/lb)	Ash Content (%)	Moisture Content (%)
(a)	(b)	(c)	(d)	(e)	(f)	(g)	(h)	(i)	(j)	(k)	(l)	(m)
(1)	FOUNDATION COAL WEST	19/WY/5	S	UR	5,920.57	16.120	23.41	39.530	0.27	8,590	4.10	29.03
(2)	KENNECOTT COAL SALES	19/WY/5	S	UR	54,760.45	8.386	24.72	33.106	0.28	8,845	5.48	25.44
(3)	POWDER RIVER COAL	19/WY/5	S	UR	39,837.71	9.193	23.34	32.533	0.23	8,753	4.35	27.01
(4)	FOUNDATION COAL WEST	19/WY/5	S	UR	19,525.29	8.095	23.31	31.405	0.40	8,479	4.52	29.15
(5)	COALSALES, LLC	19/WY/5	S	UR	41,396.49	8.578	23.35	31.928	0.34	8,395	4.95	29.59
(6)	COALSALES, LLC	19/WY/5	S	UR	53,209.11	7.124	23.37	30.494	0.42	8,258	5.20	29.87
(7)	FOUNDATION COAL WEST	19/WY/5	S	UR	30,624.55	10.833	23.36	34.193	0.40	8,512	4.43	28.89
(8)	BUCKSKIN MINING COMPAI	19/WY/5	S	UR	20,487.68	10.285	23.32	33.605	0.34	8,286	4.44	30.39
(9)	DTE COAL SERVICES	19/WY/5	S	UR	8,351.72	11.120	23.38	34.500	0.30	8,838	4.94	26.54
(10)	KENNECOTT COAL SALES	19/WY/5	S	UR	8,366.01	12.476	23.32	35.796	0.30	8,741	5.83	25.57

**MONTHLY REPORT OF COST AND QUALITY OF COAL FOR ELECTRIC PLANTS
DETAILED PURCHASED COAL INVOICE INFORMATION**

1. Reporting Month: **June** Year: **2007**
 2. Reporting Company: **FLORIDA POWER & LIGHT COMPANY**
 3. Plant Name: **R.W.SCHERER**

4. Name, Title & Telephone Number of Contact Person Concerning Data
 Submitted on this Form: **Korel M. Dubin**
 (305) 552-4910

5. Signature of Official Submitting Report:
 6. Date Completed: **15-Aug-07**



Line No. (a)	Supplier Name (b)	Mine Location (c)	Purch. Type (d)	Tons (e)	FOB Mine Price (\$/Ton) (f)	Shorthaul & Loading Charges (\$/Ton) (g)	Original Invoice Price (\$/Ton) (h)	Retroactive Price Increase (\$/Ton) (i)	Base Price (\$/Ton) (j)	Quality Adjustments (\$/Ton) (k)	Effective Purchase Price (\$/Ton) (l)
(1)	FOUNDATION COAL WEST	19/WY/5	S	5,920.57	16.050	-	16.050	-	16.050	0.070	16.120
(2)	KENNECOTT COAL SALES	19/WY/5	S	54,760.45	8.346	-	8.346	-	8.346	0.040	8.386
(3)	POWDER RIVER COAL	19/WY/5	S	39,837.71	9.363	-	9.363	-	9.363	(0.170)	9.193
(4)	FOUNDATION COAL WEST	19/WY/5	S	19,525.29	8.025	-	8.025	-	8.025	0.070	8.095
(5)	COALSALES, LLC	19/WY/5	S	41,396.49	8.678	-	8.678	-	8.678	(0.100)	8.578
(6)	COALSALES, LLC	19/WY/5	S	53,209.11	7.158	-	7.158	-	7.158	(0.034)	7.124
(7)	FOUNDATION COAL WEST	19/WY/5	S	30,624.55	10.700	-	10.700	-	10.700	0.133	10.833
(8)	BUCKSKIN MINING COMPAN	19/WY/5	S	20,487.68	10.540	-	10.540	-	10.540	(0.255)	10.285
(9)	DTE COAL SERVICES	19/WY/5	S	8,351.72	11.075	-	11.075	-	11.075	0.045	11.120
(10)	KENNECOTT COAL SALES	19/WY/5	S	8,366.01	12.712	-	12.712	-	12.712	(0.236)	12.476

**MONTHLY REPORT OF COST AND QUALITY OF COAL FOR ELECTRIC PLANTS
DETAILED TRANSPORTATION INVOICE INFORMATION**

1. Reporting Month: **June** Year: **2007**
 2. Reporting Company: **FLORIDA POWER & LIGHT COMPANY**
 3. Plant Name: **R.W.SCHERER**

4. Name, Title & Telephone Number of Contact Person Concerning Data
 Submitted on this Form: **Korel M. Dubin**
 (305) 552-4910

5. Signature of Official Submitting Report:



6. Date Completed: **15-Aug-07**

Line No.	Supplier Name	Mine Location	Shipping Point	Transport Mode	Tons	Effective Purchase Price (\$/Ton)	Additional Shorthaul & Loading Charges (\$/Ton)	Rail Charges		Waterborne Charges					Other Related Charges (\$/Ton)	Total Transportation Charges (\$/Ton)	FOB Plant Price (\$/Ton)
								Rail Rate (\$/Ton)	Other Rail Charges (\$/Ton)	River Barge Rate (\$/Ton)	Trans-loading Rate (\$/Ton)	Ocean Barge Rate (\$/Ton)	Other Water Charges (\$/Ton)				
(a)	(b)	(c)	(d)	(e)	(f)	(g)	(h)	(i)	(j)	(k)	(l)	(m)	(n)	(o)	(p)	(q)	
(1)	FOUNDATION COAL WEST	19/WY/5	BELLE AYR, WY	UR	5,920.57	16.120	-	23.41	-	-	-	-	-	-	23.41	39.530	
(2)	KENNECOTT COAL SALES	19/WY/5	CONVERSE, JCT, WY	UR	54,760.45	8.386	-	24.72	-	-	-	-	-	-	24.72	33.106	
(3)	POWDER RIVER COAL	19/WY/5	NACCO, JCT, WY	UR	39,837.71	9.193	-	23.34	-	-	-	-	-	-	23.34	32.533	
(4)	FOUNDATION COAL WEST	19/WY/5	EAGLE, JCT, WY	UR	19,525.29	8.095	-	23.31	-	-	-	-	-	-	23.31	31.405	
(5)	COALSALES, LLC	19/WY/5	CABALO JCT, WY	UR	41,396.49	8.578	-	23.35	-	-	-	-	-	-	23.35	31.928	
(6)	COALSALES, LLC	19/WY/5	RAWHIDE, JCT, WY	UR	53,209.11	7.124	-	23.37	-	-	-	-	-	-	23.37	30.494	
(7)	FOUNDATION COAL WEST	19/WY/5	EAGLE, JCT, WY	UR	30,624.55	10.833	-	23.36	-	-	-	-	-	-	23.36	34.193	
(8)	BUCKSKIN MINING COMPA	19/WY/5	BUCKSKIN, JCT, WY	UR	20,487.68	10.285	-	23.32	-	-	-	-	-	-	23.32	33.605	
(9)	DTE COAL SERVICES	19/WY/5	THUNDER, JCT, WY	UR	8,351.72	11.120	-	23.38	-	-	-	-	-	-	23.38	34.500	
(10)	KENNECOTT COAL SALES	19/WY/5	CONVERSE, JCT, WY	UR	8,366.01	12.476	-	23.32	-	-	-	-	-	-	23.32	35.796	

CERTIFICATE OF SERVICE

I, THE UNDERSIGNED COUNSEL, HEREBY CERTIFY that copies of Florida Power & Light Company's forms 423-1, 423-1(a) edited, and 423-1(b) for the month of July, 2007, copies of St. Johns River Power Park edited forms 423-2, 423-2(a), and 423-2(b) for the month of July, 2007; and copies of Plant Scherer forms 423-2, 423-2(a), and 423-2(b) for the month of June, 2007 have been served via first class mail, postage prepaid to the parties listed below, this 11th day of October, 2007.

Lisa Bennett, Esq.
Division of Legal Services
Florida Public Service Commission
2540 Shumard Oak Blvd.
Tallahassee, Florida 32399-0850

Charles J. Beck, Esq.
Office of Public Counsel
c/o The Florida Legislature
111 West Madison Street, Room 812
Tallahassee, Florida 32399

Lee L. Willis, Esq.
James D. Beasley, Esq.
Ausley & McMullen
Attorneys for Tampa Electric
P.O. Box 391
Tallahassee, Florida 32302

John T. Burnett, Esq.
Progress Energy Service
Company, LLC
P.O. Box 14042
St. Petersburg, Florida 33733-4042


John W. McWhirter, Jr., Esq.
McWhirter Reeves
Attorneys for FIPUG
400 North Tampa Street, Suite 2450
117 South Gadsden Street
Tampa, Florida 33602

Norman H. Horton, Jr., Esq.
Floyd R. Self, Esq.
Messer, Caparello & Self
Attorneys for FPUC
P.O. Box 1876
Tallahassee, Florida 32302-1876

Jeffrey A. Stone, Esq.
Russell A. Badders, Esq.
Beggs & Lane
Attorneys for Gulf Power
P.O. Box 12950
Pensacola, Florida 32576-2950

Michael B. Twomey, Esq.
Attorney for AARP
Post Office Box 5256
Tallahassee, Florida 32314-5256

James W. Brew, Esq.
Brickfield, Burchette, Ritts & Stone, P.C
Attorneys for PCS Phosphate
1025 Thomas Jefferson Street, NW,
Eighth Floor, West Tower
Washington, DC 20007-5201



John T. Butler