

AUSLEY & McMULLEN

ATTORNEYS AND COUNSELORS AT LAW

227 SOUTH CALHOUN STREET
P.O. BOX 391 (ZIP 32302)
TALLAHASSEE, FLORIDA 32301
(850) 224-9115 FAX (850) 222-7560

090001-EI

October 15, 2007

HAND DELIVERED

RECEIVED-FPSC
07 OCT 15 PM 3:15
COMMISSION
CLERK

Ms. Ann Cole, Director
Office of Commission Clerk
Florida Public Service Commission
2540 Shumard Oak Boulevard
Tallahassee, FL 32399-0850

CONFIDENTIAL

Re: Fuel and Purchased Power Cost Recovery Clause
and Generating Performance Incentive Factor
FPSC Docket No. 070001-EI

REQUEST FOR SPECIFIED CONFIDENTIAL TREATMENT
(CONFIDENTIAL DOCUMENTS ATTACHED)


Dear Ms. Cole:

We submit herewith a single confidential set of Tampa Electric Company's highlighted 423 Forms for the month of August 2007 and request specified confidential treatment of Forms 423-1(a), 423-2, 423-2(a) and 423-2(b). Our request is made pursuant to Section 366.093, Fla. Stat., for the reasons detailed in the document entitled "Tampa Electric Company's Request for Specified Confidential Treatment", which document was filed under separate cover (copy enclosed). The sensitive information contained in these forms has been highlighted in yellow.

Please acknowledge receipt and filing of the above by stamping the duplicate copy of this letter and returning same to this writer.

Thank you for your assistance in connection with this matter.

Sincerely,



James D. Beasley

JDB/pp
Enclosures

cc: All Parties of Record (w/o enc.)

DECLASSIFIED

10/15/09 kmf
DOCUMENT NUMBER-DATE

09410 OCT 15 08

FPSC-COMMISSION CLERK

MONTHLY REPORT OF COST AND QUALITY OF FUEL OIL FOR ELECTRIC PLANTS
ORIGIN, VOLUME, DELIVERED PRICE AND AS RECEIVED QUALITY

1. Reporting Month: August Year: 2007

2. Reporting Company: Tampa Electric Company

3. Name, Title & Telephone Number of Contact Person Concerning Data
Submitted on this Form: Jeffrey Chronister, Assistant Controller
(813) - 228 - 1609

4. Signature of Official Submitting Report: 
Jeffrey Chronister, Assistant Controller

5. Date Completed: October 15, 2007

DECLASSIFIED

Line No. (a)	Plant Name (b)	Supplier Name (c)	Shipping Point (d)	Purchase Type (e)	Delivery Location (f)	Delivery Date (g)	Type Oil (h)	Sulfur Content % (i)	BTU Content (BTU/Gal) (j)	Volume (Bbls) (k)	Delivered Price (\$/Bbl) (l)
1.	Big Bend	Transmontaigne	Manatee	MTC	Big Bend	8/5/2007	F02	*	*	530.45	\$91.62
2.	Big Bend	Transmontaigne	Manatee	MTC	Big Bend	8/6/2007	F02	*	*	1,935.26	\$88.03
3.	Big Bend	Transmontaigne	Manatee	MTC	Big Bend	8/7/2007	F02	*	*	529.43	\$88.99
4.	Big Bend	Transmontaigne	Manatee	MTC	Big Bend	8/8/2007	F02	*	*	902.00	\$88.91
5.	Big Bend	Transmontaigne	Manatee	MTC	Big Bend	8/22/2007	F02	*	*	352.88	\$92.65
6.	Big Bend	Transmontaigne	Manatee	MTC	Big Bend	8/24/2007	F02	*	*	352.98	\$94.12
7.	Big Bend	Transmontaigne	Manatee	MTC	Big Bend	8/25/2007	F02	*	*	882.69	\$94.12
8.	Big Bend	Transmontaigne	Manatee	MTC	Big Bend	8/27/2007	F02	*	*	706.29	\$94.31
9.	Big Bend	Transmontaigne	Manatee	MTC	Big Bend	8/28/2007	F02	*	*	715.48	\$93.38
10.	Big Bend	Transmontaigne	Manatee	MTC	Big Bend	8/31/2007	F02	*	*	529.65	\$94.49
11.	Polk	Transmontaigne	Manatee	MTC	Polk	8/1/2007	F02	*	*	184.05	\$93.92
12.	Polk	Transmontaigne	Manatee	MTC	Polk	8/4/2007	F02	*	*	181.60	\$92.22
13.	Polk	Transmontaigne	Manatee	MTC	Polk	8/10/2007	F02	*	*	1,942.26	\$91.36
14.	Polk	Transmontaigne	Manatee	MTC	Polk	8/14/2007	F02	*	*	1,752.02	\$92.68
15.	Polk	Transmontaigne	Manatee	MTC	Polk	8/15/2007	F02	*	*	1,936.81	\$94.97
16.	Polk	Transmontaigne	Manatee	MTC	Polk	8/16/2007	F02	*	*	1,419.10	\$94.80
17.	Polk	Transmontaigne	Manatee	MTC	Polk	8/17/2007	F02	*	*	352.19	\$97.83
18.	Polk	Transmontaigne	Manatee	MTC	Polk	8/22/2007	F02	*	*	176.48	\$93.25
19.	Polk	Transmontaigne	Manatee	MTC	Polk	8/23/2007	F02	*	*	181.24	\$92.93

* No analysis taken
FPSC FORM 423-1 (2/87)

DOCUMENT NUMBER-DATE
09410 OCT 15 07
FPSC-COMMISSION CLERK

CONFIDENTIAL

MONTHLY REPORT OF COST AND QUALITY OF FUEL OIL FOR ELECTRIC PLANTS
ORIGIN, VOLUME, DELIVERED PRICE AND AS RECEIVED QUALITY

1. Reporting Month: August Year: 2007

2. Reporting Company: Tampa Electric Company

3. Name, Title & Telephone Number of Contact Person Concerning Data
Submitted on this Form: Jeffrey Chronister, Assistant Controller
(813) - 228 - 1609

4. Signature of Official Submitting Report: 
Jeffrey Chronister, Assistant Controller

DECLASSIFIED

5. Date Completed: October 15, 2007

Line No (a)	Plant Name (b)	Supplier Name (c)	Shipping Point (d)	Purchase Type (e)	Delivery Location (f)	Delivery Date (g)	Type Oil (h)	Sulfur Content % (i)	BTU Content (BTU/Gal) (j)	Volume (Bbls) (k)	Delivered Price (\$/Bbl) (l)
20.	Polk	Transmontaigne	Manatee	MTC	Polk	8/24/2007	F02	*	*	362.45	\$94.72
21.	Polk	Transmontaigne	Manatee	MTC	Polk	8/25/2007	F02	*	*	543.76	\$94.72
22.	Polk	Transmontaigne	Manatee	MTC	Polk	8/27/2007	F02	*	*	544.05	\$94.91
23.	Polk	Transmontaigne	Manatee	MTC	Polk	8/28/2007	F02	*	*	362.67	\$93.98
24.	Polk	Transmontaigne	Manatee	MTC	Polk	8/29/2007	F02	*	*	362.62	\$95.96
25.	Polk	Transmontaigne	Manatee	MTC	Polk	8/30/2007	F02	*	*	543.97	\$94.57
26.	Phillips	Transmontaigne	Manatee	MTC	Phillips	8/8/2007	F02	*	*	176.12	\$90.19
27.	Phillips	Transmontaigne	Manatee	MTC	Phillips	8/24/2007	F02	*	*	176.40	\$95.41
28.	Phillips	Transmontaigne	Manatee	MTC	Phillips	8/27/2007	F02	*	*	176.55	\$95.59
29.	Phillips	Transmontaigne	Manatee	MTC	Phillips	8/21/2007	F06	*	*	308.00	\$60.08
30.	Phillips	Transmontaigne	Manatee	MTC	Phillips	8/22/2007	F06	*	*	311.00	\$60.41
31.	Phillips	Transmontaigne	Manatee	MTC	Phillips	8/23/2007	F06	*	*	307.57	\$60.87
32.	Phillips	Transmontaigne	Manatee	MTC	Phillips	8/24/2007	F06	*	*	309.43	\$61.36
33.	Phillips	Transmontaigne	Manatee	MTC	Phillips	8/27/2007	F06	*	*	315.45	\$61.54
34.	Phillips	Transmontaigne	Manatee	MTC	Phillips	8/28/2007	F06	*	*	310.05	\$61.79
35.	Phillips	Transmontaigne	Manatee	MTC	Phillips	8/29/2007	F06	*	*	312.64	\$62.24
36.	Phillips	Transmontaigne	Manatee	MTC	Phillips	8/30/2007	F06	*	*	314.74	\$62.24
37.	Phillips	Transmontaigne	Manatee	MTC	Phillips	8/31/2007	F06	*	*	622.08	\$62.74

* No analysis Taken
FPSC FORM 423-1 (2/87)

MONTHLY REPORT OF COST AND QUALITY OF FUEL OIL FOR ELECTRIC PLANTS
 DETAIL OF INVOICE AND TRANSPORTATION CHARGES

DECLASSIFIED

1. Reporting Month: August Year: 2007

2. Reporting Company: Tampa Electric Company

3. Name, Title & Telephone Number of Contact Person Concerning Data
 Submitted on this Form: Jeffrey Chronister, Assistant Controller
 (813) - 228 - 1609

4. Signature of Official Submitting Report: 
 Jeffrey Chronister, Assistant Controller

5. Date Completed: October 15, 2007

Line No. (a)	Plant Name (b)	Supplier Name (c)	Delivery Location (d)	Delivery Date (e)	Type Oil (f)	Volume (Bbls) (g)	Invoice Price (\$/Bbl) (h)	Invoice Amount \$ (i)	Discount \$ (j)	Net Amount \$ (k)	Net Price (\$/Bbl) (l)	Quality Adjust. (\$/Bbl) (m)	Effective Purchase Price (\$/Bbl) (n)	Transport to Terminal (\$/Bbl) (o)	Add'l Transport Charges (\$/Bbl) (p)	Other Charges (\$/Bbl) (q)	Delivered Price (\$/Bbl) (r)
1.	Big Bend	Transmontaigne	Big Bend	8/5/2007	F02	530.45	\$91.62	48,599.53	\$0.00	48,599.53	\$91.62	\$0.00	\$91.62	\$0.00	\$0.00	\$0.00	\$91.62
2.	Big Bend	Transmontaigne	Big Bend	8/6/2007	F02	1,935.26	\$88.03	170,357.27	\$0.00	170,357.27	\$88.03	\$0.00	\$88.03	\$0.00	\$0.00	\$0.00	\$88.03
3.	Big Bend	Transmontaigne	Big Bend	8/7/2007	F02	529.43	\$88.99	47,115.95	\$0.00	47,115.95	\$88.99	\$0.00	\$88.99	\$0.00	\$0.00	\$0.00	\$88.99
4.	Big Bend	Transmontaigne	Big Bend	8/8/2007	F02	902.00	\$88.91	80,196.78	\$0.00	80,196.78	\$88.91	\$0.00	\$88.91	\$0.00	\$0.00	\$0.00	\$88.91
5.	Big Bend	Transmontaigne	Big Bend	8/22/2007	F02	352.88	\$92.65	32,693.71	\$0.00	32,693.71	\$92.65	\$0.00	\$92.65	\$0.00	\$0.00	\$0.00	\$92.65
6.	Big Bend	Transmontaigne	Big Bend	8/24/2007	F02	352.98	\$94.12	33,221.39	\$0.00	33,221.39	\$94.12	\$0.00	\$94.12	\$0.00	\$0.00	\$0.00	\$94.12
7.	Big Bend	Transmontaigne	Big Bend	8/25/2007	F02	882.69	\$94.12	83,077.04	\$0.00	83,077.04	\$94.12	\$0.00	\$94.12	\$0.00	\$0.00	\$0.00	\$94.12
8.	Big Bend	Transmontaigne	Big Bend	8/27/2007	F02	706.29	\$94.31	66,607.70	\$0.00	66,607.70	\$94.31	\$0.00	\$94.31	\$0.00	\$0.00	\$0.00	\$94.31
9.	Big Bend	Transmontaigne	Big Bend	8/28/2007	F02	715.48	\$93.38	66,813.29	\$0.00	66,813.29	\$93.38	\$0.00	\$93.38	\$0.00	\$0.00	\$0.00	\$93.38
10.	Big Bend	Transmontaigne	Big Bend	8/31/2007	F02	529.65	\$94.49	50,049.14	\$0.00	50,049.14	\$94.49	\$0.00	\$94.49	\$0.00	\$0.00	\$0.00	\$94.49
11.	Polk	Transmontaigne	Polk	8/1/2007	F02	184.05	\$93.92	17,285.86	\$0.00	17,285.86	\$93.92	\$0.00	\$93.92	\$0.00	\$0.00	\$0.00	\$93.92
12.	Polk	Transmontaigne	Polk	8/4/2007	F02	181.60	\$92.22	16,746.65	\$0.00	16,746.65	\$92.22	\$0.00	\$92.22	\$0.00	\$0.00	\$0.00	\$92.22
13.	Polk	Transmontaigne	Polk	8/10/2007	F02	1,942.26	\$91.36	177,442.24	\$0.00	177,442.24	\$91.36	\$0.00	\$91.36	\$0.00	\$0.00	\$0.00	\$91.36
14.	Polk	Transmontaigne	Polk	8/14/2007	F02	1,752.02	\$92.68	162,380.36	\$0.00	162,380.36	\$92.68	\$0.00	\$92.68	\$0.00	\$0.00	\$0.00	\$92.68
15.	Polk	Transmontaigne	Polk	8/15/2007	F02	1,936.81	\$94.97	183,939.91	\$0.00	183,939.91	\$94.97	\$0.00	\$94.97	\$0.00	\$0.00	\$0.00	\$94.97
16.	Polk	Transmontaigne	Polk	8/16/2007	F02	1,419.10	\$94.80	134,533.86	\$0.00	134,533.86	\$94.80	\$0.00	\$94.80	\$0.00	\$0.00	\$0.00	\$94.80
17.	Polk	Transmontaigne	Polk	8/17/2007	F02	352.19	\$97.83	34,453.59	\$0.00	34,453.59	\$97.83	\$0.00	\$97.83	\$0.00	\$0.00	\$0.00	\$97.83
18.	Polk	Transmontaigne	Polk	8/22/2007	F02	176.48	\$93.25	16,456.15	\$0.00	16,456.15	\$93.25	\$0.00	\$93.25	\$0.00	\$0.00	\$0.00	\$93.25
19.	Polk	Transmontaigne	Polk	8/23/2007	F02	181.24	\$92.93	16,843.10	\$0.00	16,843.10	\$92.93	\$0.00	\$92.93	\$0.00	\$0.00	\$0.00	\$92.93

* No analysis Taken
 FPSC FORM 423-1(a) (2/87)

CONFIDENTIAL

** SPECIFIED CONFIDENTIAL **
 MONTHLY REPORT OF COST AND QUALITY OF FUEL OIL FOR ELECTRIC PLANTS
 DETAIL OF INVOICE AND TRANSPORTATION CHARGES

1. Reporting Month: August Year: 2007
 2. Reporting Company: Tampa Electric Company

3. Name, Title & Telephone Number of Contact Person Concerning Data
 Submitted on this Form. Jeffrey Chronister, Assistant Controller
 (813) - 228 - 1609

4. Signature of Official Submitting Report: 
 Jeffrey Chronister, Assistant Controller

5. Date Completed: October 15, 2007

DECLASSIFIED

Line No (a)	Plant Name (b)	Supplier Name (c)	Delivery Location (d)	Delivery Date (e)	Type Oil (f)	Volume (Bbls) (g)	Invoice Price (\$/Bbl) (h)	Invoice Amount \$ (i)	Discount \$ (j)	Net Amount \$ (k)	Net Price (\$/Bbl) (l)	Quality Adjust. (\$/Bbl) (m)	Effective Purchase Price (\$/Bbl) (n)	Transport to Terminal (\$/Bbl) (o)	Add'l Transport Charges (\$/Bbl) (p)	Other Charges (\$/Bbl) (q)	Delivered Price (\$/Bbl) (r)
20	Polk	Transmontaigne	Polk	8/24/2007	F02	362.45	\$94.72	34,330.97	\$0.00	34,330.97	\$94.72	\$0.00	\$94.72	\$0.00	\$0.00	\$0.00	\$94.72
21	Polk	Transmontaigne	Polk	8/25/2007	F02	543.76	\$94.72	51,504.34	\$0.00	51,504.34	\$94.72	\$0.00	\$94.72	\$0.00	\$0.00	\$0.00	\$94.72
22	Polk	Transmontaigne	Polk	8/27/2007	F02	544.05	\$94.91	51,634.25	\$0.00	51,634.25	\$94.91	\$0.00	\$94.91	\$0.00	\$0.00	\$0.00	\$94.91
23	Polk	Transmontaigne	Polk	8/28/2007	F02	362.67	\$93.98	34,084.72	\$0.00	34,084.72	\$93.98	\$0.00	\$93.98	\$0.00	\$0.00	\$0.00	\$93.98
24	Polk	Transmontaigne	Polk	8/29/2007	F02	362.62	\$95.96	34,796.04	\$0.00	34,796.04	\$95.96	\$0.00	\$95.96	\$0.00	\$0.00	\$0.00	\$95.96
25	Polk	Transmontaigne	Polk	8/30/2007	F02	543.97	\$94.57	51,444.68	\$0.00	51,444.68	\$94.57	\$0.00	\$94.57	\$0.00	\$0.00	\$0.00	\$94.57
26	Phillips	Transmontaigne	Phillips	8/8/2007	F02	176.12	\$90.19	15,885.08	\$0.00	15,885.08	\$90.19	\$0.00	\$90.19	\$0.00	\$0.00	\$0.00	\$90.19
27	Phillips	Transmontaigne	Phillips	8/24/2007	F02	176.40	\$95.41	16,829.59	\$0.00	16,829.59	\$95.41	\$0.00	\$95.41	\$0.00	\$0.00	\$0.00	\$95.41
28	Phillips	Transmontaigne	Phillips	8/27/2007	F02	176.55	\$95.59	16,876.57	\$0.00	16,876.57	\$95.59	\$0.00	\$95.59	\$0.00	\$0.00	\$0.00	\$95.59
29	Phillips	Transmontaigne	Phillips	8/21/2007	F06	308.00	\$60.08	18,504.63	\$0.00	18,504.63	\$60.08	\$0.00	\$60.08	\$0.00	\$0.00	\$0.00	\$60.08
30	Phillips	Transmontaigne	Phillips	8/22/2007	F06	311.00	\$60.41	18,789.04	\$0.00	18,789.04	\$60.41	\$0.00	\$60.41	\$0.00	\$0.00	\$0.00	\$60.41
31	Phillips	Transmontaigne	Phillips	8/23/2007	F06	307.57	\$60.87	18,720.25	\$0.00	18,720.25	\$60.87	\$0.00	\$60.87	\$0.00	\$0.00	\$0.00	\$60.87
32	Phillips	Transmontaigne	Phillips	8/24/2007	F06	309.43	\$61.36	18,988.16	\$0.00	18,988.16	\$61.36	\$0.00	\$61.36	\$0.00	\$0.00	\$0.00	\$61.36
33	Phillips	Transmontaigne	Phillips	8/27/2007	F06	315.45	\$61.54	19,412.77	\$0.00	19,412.77	\$61.54	\$0.00	\$61.54	\$0.00	\$0.00	\$0.00	\$61.54
34	Phillips	Transmontaigne	Phillips	8/28/2007	F06	310.05	\$61.79	19,157.98	\$0.00	19,157.98	\$61.79	\$0.00	\$61.79	\$0.00	\$0.00	\$0.00	\$61.79
35	Phillips	Transmontaigne	Phillips	8/29/2007	F06	312.64	\$62.24	19,458.69	\$0.00	19,458.69	\$62.24	\$0.00	\$62.24	\$0.00	\$0.00	\$0.00	\$62.24
36	Phillips	Transmontaigne	Phillips	8/30/2007	F06	314.74	\$62.23	19,587.63	\$0.00	19,587.63	\$62.24	\$0.00	\$62.24	\$0.00	\$0.00	\$0.00	\$62.24
37	Phillips	Transmontaigne	Phillips	8/31/2007	F06	622.08	\$62.74	39,029.27	\$0.00	39,029.27	\$62.74	\$0.00	\$62.74	\$0.00	\$0.00	\$0.00	\$62.74


* No analysis Taken
 FPSC FORM 423-1(a) (2/87)

CONFIDENTIAL

MONTHLY REPORT OF COST AND QUALITY OF FUEL OIL FOR ELECTRIC PLANTS
 REPORT OF ADJUSTMENTS TO PREVIOUS OIL DELIVERIES

1. Reporting Month: August Year: 2007
 2. Reporting Company: Tampa Electric Company

3. Name, Title & Telephone Number of Contact Person Concerning Data
 Submitted on this Form: Jeffrey Chronister, Director Financial Reporting
 (813) - 228 - 1609

4. Signature of Official Submitting Report: 
 Jeffrey Chronister, Assistant Controller

5. Date Completed: October 15, 2007

Line No. (a)	Month Reported (b)	Form Plant Name (c)	Supplier (d)	Original Line Number (e)	Old Volume (Bbls) (f)	Form No. (g)	Column Designator & Title (h)	Old Value (l)	New Value (j)	New Delivered Price (\$/Bbls) (k)	Reason for Revision (i)
None.											

DECLASSIFIED

MONTHLY REPORT OF COST AND QUALITY OF COAL FOR ELECTRIC PLANTS
ORIGIN, TONNAGE, DELIVERED PRICE AND AS RECEIVED QUALITY

1. Reporting Month: August Year: 2007
2. Reporting Company: Tampa Electric Company
3. Plant Name: TECO Bulk Terminal Transfer Facility - Big Bend Station (1)
4. Name, Title & Telephone Number of Contact Person Concerning Data
Submitted on this Form: Jeffrey Chronister, Assistant Controller
(813) 228 - 1609
5. Signature of Official Submitting Form:  Jeffrey Chronister, Assistant Controller
6. Date Completed: October 15, 2007

Line No. (a)	Supplier Name (b)	Mine Location (c)	Purchase Type (d)	Transport Mode (e)	Tons (f)	Effective Purchase Price (\$/Ton) (g)	Total Transport Charges (\$/Ton) (h)	Delivered Price Transfer Facility (\$/Ton) (i)	As Received Coal Quality			
									Sulfur Content % (j)	BTU Content (BTU/lb) (k)	Ash Content % (l)	Moisture Content % (m)
1.	Alliance Coal	10,IL,193	LTC	RB	39,073.40	\$38.49	\$10.98	\$49.47	3.10	11,986	7.56	10.31
2.	Coal Sales	10,IL,157	LTC	RB	36,765.80	\$30.98	\$11.28	\$42.26	2.90	11,078	8.48	13.41
3.	Dodge Hill Mining	9,KY,225	LTC	RB	36,036.10	\$42.60	\$10.56	\$53.16	2.69	12,673	9.30	6.35
4.	Synthetic American Fuel	10, IL,165	LTC	RB	53,205.30	\$34.14	\$10.64	\$44.78	2.84	12,096	8.97	9.03
5.	Knight Hawk	10,IL,77&145	LTC	RB	17,566.13	\$30.56	\$11.36	\$41.92	3.38	11,235	9.46	11.78
6.	SMCC	9, KY, 233	S	RB	15,512.90	\$32.40	\$12.40	\$44.80	2.92	11,692	10.40	9.76
7.	Phoenix	9,KY,177	S	RB	19,535.70	\$25.97	\$12.98	\$38.95	3.93	11,386	11.17	10.10
8.	Phoenix	9,KY,55	S	RB	21,900.50	\$35.61	\$10.55	\$46.16	2.15	11,644	10.92	9.41
9.	Alliance Coal	9,KY,107	LTC	RB	32,814.20	\$38.09	\$10.30	\$48.39	3.10	11,986	7.56	10.31

(1) As TECO Bulk Terminal Transfer Facility is a central storage site for coal prior to its delivery to the power plant, the coal from suppliers noted on this schedule is usually delivered to Big Bend Station but could ultimately be delivered to Polk Station.


MONTHLY REPORT OF COST AND QUALITY OF COAL FOR ELECTRIC PLANTS
 DETAILED PURCHASED COAL INVOICE INFORMATION

1. Reporting Month: August Year: 2007

2. Reporting Company: Tampa Electric Company

3. Plant Name: TECO Bulk Terminal Transfer Facility - Big Bend Station (1)

4. Name, Title & Telephone Number of Contact Person Concerning Data
 Submitted on this Form: Jeffrey Chronister, Assistant Controller
 (813) - 228 - 1609

5. Signature of Official Submitting Form: 
 Jeffrey Chronister, Assistant Controller

6. Date Completed: October 15, 2007

Line No. (a)	Supplier Name (b)	Mine Location (c)	Purchase Type (d)	Tons (e)	F.O.B.(2) Mine Price (\$/Ton) (f)	Shorthaul & Loading Charges (\$/Ton) (g)	Original Invoice Price (\$/Ton) (h)	Retro-active Price Adjustments (\$/Ton) (i)	Base Price (\$/Ton) (j)	Quality Adjust-ments (\$/Ton) (k)	Effective Purchase Price (\$/Ton) (l)
1	Alliance Coal	10,IL,193	LTC	39,073.40	N/A	\$0.00	\$37.95	\$0.54	\$38.49	\$0.00	\$38.49
2	Coal Sales	10,IL,157	LTC	36,765.80	N/A	\$0.00	\$30.98	\$0.00	\$30.98	\$0.00	\$30.98
3	Dodge Hill Mining	9,KY,225	LTC	36,036.10	N/A	\$0.00	\$42.60	\$0.00	\$42.60	\$0.00	\$42.60
4	Synthetic American Fuel	10, IL,165	LTC	53,205.30	N/A	\$0.00	\$34.14	\$0.00	\$34.14	\$0.00	\$34.14
5	Knight Hawk	10,IL,77&145	LTC	17,566.13	N/A	\$0.00	\$30.52	\$0.04	\$30.56	\$0.00	\$30.56
6	SMCC	9, KY, 233	S	15,512.90	N/A	\$0.00	\$32.00	\$0.00	\$32.00	\$0.40	\$32.40
7	Phoenix	9,KY,177	S	19,535.70	N/A	\$0.00	\$25.50	\$0.00	\$25.50	\$0.47	\$25.97
8	Phoenix	9,KY,55	S	21,900.50	N/A	\$0.00	\$34.00	\$0.00	\$34.00	\$1.61	\$35.61
9	Alliance Coal	9,KY,107	LTC	32,814.20	N/A	\$0.00	\$37.95	\$0.14	\$38.09	\$0.00	\$38.09

(1) As TECO Bulk Terminal Transfer Facility is a central storage site for coal prior to its delivery to the power plant, the coal from suppliers noted on this schedule is usually delivered to Big Bend Station but could ultimately be delivered to Polk Station.

(2) Tampa Electric purchases coal F.O.B. shipping point or F.O.B. destination.

DECLASSIFIED

CONFIDENTIAL

MONTHLY REPORT OF COST AND QUALITY OF COAL FOR ELECTRIC PLANTS
 DETAIL OF TRANSPORTATION CHARGES

1. Reporting Month: August Year: 2007

2. Reporting Company: Tampa Electric Company

3. Plant Name: TECO Bulk Terminal Transfer Facility - Big Bend Station (1)

4. Name, Title & Telephone Number of Contact Person Concerning Data
 Submitted on this Form: Jeffrey Chronister, Assistant Controller
 (813) 228 - 1609

5. Signature of Official Submitting Form:  Jeffrey Chronister, Assistant Controller

6. Date Completed: October 15, 2007

Line No. (a)	Supplier Name (b)	Mine Location (c)	Shipping Point (d)	Transport Mode (e)	Tons (f)	(2) Effective Purchase Price (\$/Ton) (g)	Add'l Shorthaul & Loading Charges (\$/Ton) (h)	Rail Rate (\$/Ton) (i)	Other Rail Charges (\$/Ton) (j)	River Barge Rate (\$/Ton) (k)	Trans-loading Rate (\$/Ton) (l)	Ocean Barge Rate (\$/Ton) (m)	Other Water Charges (\$/Ton) (n)	Other Related Charges (\$/Ton) (o)	Total Transportation Charges (\$/Ton) (p)	Delivered Price Facility (\$/Ton) (q)
1.	Alliance Coal	10,IL,193	White Cnty., IL	RB	39,073.40	\$38.49	\$0.00	\$0.00	\$0.00	\$10.98	\$0.00	\$0.00	\$0.00	\$0.00	\$10.98	\$49.47
2.	Coal Sales	10,IL,157	Randolph Cnty., IL	RB	36,765.80	\$30.98	\$0.00	\$0.00	\$0.00	\$11.28	\$0.00	\$0.00	\$0.00	\$0.00	\$11.28	\$42.26
3.	Dodge Hill Mining	9,KY,225	Union Cnty, KY	RB	36,036.10	\$42.60	\$0.00	\$0.00	\$0.00	\$10.56	\$0.00	\$0.00	\$0.00	\$0.00	\$10.56	\$53.16
4.	Synthetic American Fuel	10, IL,165	Saline Cnty., IL	RB	53,205.30	\$34.14	\$0.00	\$0.00	\$0.00	\$10.64	\$0.00	\$0.00	\$0.00	\$0.00	\$10.64	\$44.78
5.	Knight Hawk	10,IL,77&145	Jackson & Perry Cnty., IL	RB	17,566.13	\$30.56	\$0.00	\$0.00	\$0.00	\$11.36	\$0.00	\$0.00	\$0.00	\$0.00	\$11.36	\$41.92
6.	SMCC	9, KY, 233	Webster Cnty., KY	RB	15,512.90	\$32.40	\$0.00	\$0.00	\$0.00	\$12.40	\$0.00	\$0.00	\$0.00	\$0.00	\$12.40	\$44.80
7.	Phoenix	9,KY,177	Muhlenberg Cnty., KY	RB	19,535.70	\$25.97	\$0.00	\$0.00	\$0.00	\$12.98	\$0.00	\$0.00	\$0.00	\$0.00	\$12.98	\$38.95
8.	Phoenix	9,KY,55	Crittenden Cnty., KY	RB	21,900.50	\$35.61	\$0.00	\$0.00	\$0.00	\$10.55	\$0.00	\$0.00	\$0.00	\$0.00	\$10.55	\$46.16
9.	Alliance Coal	9,KY,107	Hopkins Cnty., IL	RB	32,814.20	\$38.09	\$0.00	\$0.00	\$0.00	\$10.30	\$0.00	\$0.00	\$0.00	\$0.00	\$10.30	\$48.39

(1) As TECO Bulk Terminal Transfer Facility is a central storage site for coal prior to its delivery to the power plant, the coal from suppliers noted on this schedule is usually delivered to Big Bend Station but could ultimately be delivered to Polk Station.

(2) Tampa Electric purchases coal F.O.B. shipping point or F.O.B destination.

DECLASSIFIED

CONFIDENTIAL

** SPECIFIED CONFIDENTIAL **

FPSC Form 423-2

MONTHLY REPORT OF COST AND QUALITY OF COAL FOR ELECTRIC PLANTS
ORIGIN, TONNAGE, DELIVERED PRICE AND AS RECEIVED QUALITY

1. Reporting Month: August Year: 2007

2. Reporting Company: Tampa Electric Company

3. Plant Name: TECO Bulk Terminal Transfer Facility - Polk Station (1)

4. Name, Title & Telephone Number of Contact Person Concerning Data
Submitted on this Form: Jeffrey Chronister, Assistant Controller
(813) 228 - 1609

5. Signature of Official Submitting Form: 

Jeffrey Chronister, Assistant Controller

6. Date Completed: October 15, 2007

Line No (a)	Supplier Name (b)	Mine Location (c)	Purchase Type (d)	Transport Mode (e)	Tons (f)	Effective Purchase Price (\$/Ton) (g)	Total Transport Charges (\$/Ton) (h)	Delivered Price Transfer Facility (\$/Ton) (i)	As Received Coal Quality			
									Sulfur Content % (j)	BTU Content (BTU/lb) (k)	Ash Content % (l)	Moisture Content % (m)
1.	SSM Petcoke	N/A	S	RB	31,215.14	\$42.81	\$3.93	\$46.74	4.79	14,061	0.31	7.44

(1) As TECO Bulk Terminal Transfer Facility is a central storage site for coal prior to its delivery to the power plant, the coal from suppliers noted on this schedule is usually delivered to Polk Station but could ultimately be delivered to Big Bend Station.

FPSC FORM 423-2 (2/87)

DECLASSIFIED

CONFIDENTIAL

** SPECIFIED CONFIDENTIAL **

FPSC Form 423-2(a)


MONTHLY REPORT OF COST AND QUALITY OF COAL FOR ELECTRIC PLANTS
DETAILED PURCHASED COAL INVOICE INFORMATION

1 Reporting Month: August Year: 2007

2. Reporting Company: Tampa Electric Company

3. Plant Name: TECO Bulk Terminal Transfer Facility - Polk Station (1)

4. Name, Title & Telephone Number of Contact Person Concerning Data
Submitted on this Form: Jeffrey Chronister, Assistant Controller
(813) - 228 - 1609

5. Signature of Official Submitting Form: 
Jeffrey Chronister, Assistant Controller

6. Date Completed: October 15, 2007

Line No. (a)	Supplier Name (b)	Mine Location (c)	Purchase Type (d)	Tons (e)	F.O.B.(2) Mine Price (\$/Ton) (f)	Shorthaul & Loading Charges (\$/Ton) (g)	Original Invoice Price (\$/Ton) (h)	Retro-active Price Adjustments (\$/Ton) (i)	Base Price (\$/Ton) (j)	Quality Adjustments (\$/Ton) (k)	Effective Purchase Price (\$/Ton) (l)
1.	SSM Petcoke	N/A	S	31,215.14	N/A	\$0.00	\$43.81	(\$1.00)	\$42.81	\$0.00	\$42.81

(1) As TECO Bulk Terminal Transfer Facility is a central storage site for coal prior to its delivery to the power plant, the coal from suppliers noted on this schedule is usually delivered to Polk Station but could ultimately be delivered to Big Bend Station.

(2) Tampa Electric purchases coal F.O.B. shipping point or F.O.B. destination.

DECLASSIFIED

CONFIDENTIAL

** SPECIFIED CONFIDENTIAL **

MONTHLY REPORT OF COST AND QUALITY OF COAL FOR ELECTRIC PLANTS
 DETAIL OF TRANSPORTATION CHARGES

1. Reporting Month: August Year: 2007

2. Reporting Company: Tampa Electric Company

3. Plant Name: TECO Bulk Terminal Transfer Facility - Polk Station (1)

4. Name, Title & Telephone Number of Contact Person Concerning Data
 Submitted on this Form: Jeffrey Chronister, Assistant Controller
 (813) 228 - 1609

5. Signature of Official Submitting Form:  Jeffrey Chronister, Assistant Controller

6. Date Completed: October 15, 2007

Line No. (a)	Supplier Name (b)	Mine Location (c)	Shipping Point (d)	Transport Mode (e)	Tons (f)	(2) Effective Purchase Price (\$/Ton) (g)	Add'l Shorthaul & Loading Charges (\$/Ton) (h)	Rail Charges		Waterborne Charges					Total Transportation Charges (\$/Ton) (p)	Delivered Price Transfer Facility (\$/Ton) (q)	
								Rail Rate (\$/Ton) (i)	Other Rail Charges (\$/Ton) (j)	River Barge Rate (\$/Ton) (k)	Trans-loading Rate (\$/Ton) (l)	Ocean Barge Rate (\$/Ton) (m)	Other Water Charges (\$/Ton) (n)	Other Related Charges (\$/Ton) (o)			
1	SSM Petcoke	N/A	Davant, La.	RB	31,215.14	\$42.81	\$0.00	\$0.00	\$0.00	\$3.93	\$0.00	\$0.00	\$0.00	\$0.00	\$0.00	\$3.93	\$46.74

(1) As TECO Bulk Terminal Transfer Facility is a central storage site for coal prior to its delivery to the power plant, the coal from suppliers noted on this schedule is usually delivered to Polk Station but could ultimately be delivered to Big Bend Station.


DECLASSIFIED
 CONFIDENTIAL

FPSC Form 423-2

MONTHLY REPORT OF COST AND QUALITY OF COAL FOR ELECTRIC PLANTS
ORIGIN, TONNAGE, DELIVERED PRICE AND AS RECEIVED QUALITY

- 1. Reporting Month: August Year: 2007
- 2. Reporting Company: Tampa Electric Company
- 3. Plant Name: Big Bend Station

4. Name, Title & Telephone Number of Contact Person Concerning Data
Submitted on this Form: Jeffrey Chronister, Assistant Controller
(813) 228 - 1609

5. Signature of Official Submitting Form: 
Jeffrey Chronister, Assistant Controller

6. Date Completed: October 15, 2007

Line No. (a)	Supplier Name (b)	Mine Location (c)	Purchase Type (d)	Transport Mode (e)	Tons (f)	Effective Purchase Price (\$/Ton) (g)	Total Transport Charges (\$/Ton) (h)	FOB Plant Price (\$/Ton) (i)	As Received Coal Quality			
									Sulfur Content % (j)	BTU Content (BTU/lb) (k)	Ash Content % (l)	Moisture Content % (m)
1.	Transfer Facility	N/A	N/A	OB	267,530.80	\$46.74	\$12.36	\$59.10	2.72	12,011	9.01	9.16
2.	SSM Norway	Svea Nord, Norway	S	OB	35,557.20	\$66.31	\$0.00	\$66.31	0.96	12,959	9.42	4.42

DECLASSIFIED

CONFIDENTIAL

MONTHLY REPORT OF COST AND QUALITY OF COAL FOR ELECTRIC PLANTS
 DETAILED PURCHASED COAL INVOICE INFORMATION

1. Reporting Month: August Year: 2007
 2. Reporting Company: Tampa Electric Company
 3. Plant Name: Big Bend Station

4. Name, Title & Telephone Number of Contact Person Concerning Data
 Submitted on this Form. Jeffrey Chronister, Assistant Controller
 (813) 228 - 1609

5. Signature of Official Submitting Form: 
 Jeffrey Chronister, Assistant Controller

6. Date Completed: October 15, 2007

Line No. (a)	Supplier Name (b)	Mine Location (c)	Purchase Type (d)	Tons (e)	F.O.B. Mine Price (\$/Ton) (f)	Shorthaul & Loading Charges (\$/Ton) (g)	Original Invoice Price (\$/Ton) (h)	Retro-active Price Adjustments (\$/Ton) (i)	Base Price (\$/Ton) (j)	Quality Adjust-ments (\$/Ton) (k)	Effective Purchase Price (\$/Ton) (l)
1.	Transfer Facility	N/A	N/A	267,530.80	N/A	\$0.00	\$46.74	\$0.00	\$46.74	\$0.00	\$46.74
2.	SSM Norway	Svea Nord, Norway	N/A	35,557.20	N/A	\$0.00	\$65.50	\$0.00	\$65.50	\$0.81	\$66.31


DECLASSIFIED

CONFIDENTIAL

MONTHLY REPORT OF COST AND QUALITY OF COAL FOR ELECTRIC PLANTS
 DETAIL OF TRANSPORTATION CHARGES

- 1. Reporting Month: August Year: 2007
- 2. Reporting Company: Tampa Electric Company
- 3. Plant Name: Big Bend Station (1)

4. Name, Title & Telephone Number of Contact Person Concerning Data
 Submitted on this Form: Jeffrey Chronister, Assistant Controller
 (813) 228 - 1609

5. Signature of Official Submitting Form: 
 Jeffrey Chronister, Assistant Controller

6. Date Completed: October 15, 2007

Line No. (a)	Supplier Name (b)	Mine Location (c)	Shipping Point (d)	Transport Mode (e)	Tons (f)	Effective Purchase Price (\$/Ton) (g)	Add'l Shorthaul & Loading Charges (\$/Ton) (h)	Rail Charges		Waterborne Charges					Total Transportation Charges (\$/Ton) (p)	FOB Plant Price (\$/Ton) (q)
								Rail Rate (\$/Ton) (i)	Other Rail Charges (\$/Ton) (j)	River Barge Rate (\$/Ton) (k)	Trans-loading Rate (\$/Ton) (l)	Ocean Barge Rate (\$/Ton) (m)	Other Water Charges (\$/Ton) (n)	Other Related Charges (\$/Ton) (o)		
1.	Transfer Facility	N/A	Davant, La.	OB	267,530.80	\$46.74	\$0.00	\$0.00	\$0.00	\$0.00	\$0.00	\$12.36	\$0.00	\$0.00	\$12.36	\$59.10
2.	SSM Norway	Svea Nord, Norway	65, Norway, 99	OB	35,557.20	\$66.31	\$0.00	\$0.00	\$0.00	\$0.00	\$0.00	\$0.00	\$0.00	\$0.00	\$0.00	\$66.31

DECLASSIFIED

(1) The Ocean Barge Rate (\$/Ton) reported in column (m) includes terminal charges incurred at TECO Bulk Terminal and ocean shipping charges.

CONFIDENTIAL

**** SPECIFIED CONFIDENTIAL ****

FPSC Form 423-2


MONTHLY REPORT OF COST AND QUALITY OF COAL FOR ELECTRIC PLANTS
ORIGIN, TONNAGE, DELIVERED PRICE AND AS RECEIVED QUALITY

1. Reporting Month: August Year: 2007

2. Reporting Company: Tampa Electric Company

3. Plant Name: Polk Station

4. Name, Title & Telephone Number of Contact Person Concerning Data
Submitted on this Form: Jeffrey Chronister, Assistant Controller
(813) 228 - 1609

5. Signature of Official Submitting Form: 
Jeffrey Chronister, Assistant Controller

6. Date Completed: October 15, 2007

Line No. (a)	Supplier Name (b)	Mine Location (c)	Purchase Type (d)	Transport Mode (e)	Tons (f)	Effective Purchase Price (\$/Ton) (g)	Total Transport Charges (\$/Ton) (h)	FOB Plant Price (\$/Ton) (i)	As Received Coal Quality			
									Sulfur Content % (j)	BTU Content (BTU/lb) (k)	Ash Content % (l)	Moisture Content % (m)
1.	Transfer facility	N/A	N/A	OB	76,537.00	\$49.63	\$15.09	\$64.72	3.78	13,979	3.22	7.72
2.	Lakeland Petcoke	N/A	S	OB	14,833.31	\$60.50	\$2.70	\$63.20	3.98	14,008	0.39	8.00

DECLASSIFIED

CONFIDENTIAL

**** SPECIFIED CONFIDENTIAL ****


MONTHLY REPORT OF COST AND QUALITY OF COAL FOR ELECTRIC PLANTS
 DETAILED PURCHASED COAL INVOICE INFORMATION

1. Reporting Month: August Year: 2007

2. Reporting Company: Tampa Electric Company

3. Plant Name: Polk Station

4. Name, Title & Telephone Number of Contact Person Concerning Data
 Submitted on this Form: Jeffrey Chronister, Assistant Controller
 (813) 228 - 1609

5. Signature of Official Submitting Form: 
 Jeffrey Chronister, Assistant Controller

6. Date Completed: October 15, 2007

Line No. (a)	Supplier Name (b)	Mine Location (c)	Purchase Type (d)	Tons (e)	F.O.B. Mine Price (\$/Ton) (f)	Shorthaul & Loading Charges (\$/Ton) (g)	Original Invoice Price (\$/Ton) (h)	Retro-active Price Adjustments (\$/Ton) (i)	Base Price (\$/Ton) (j)	Quality Adjustments (\$/Ton) (k)	Effective Purchase Price (\$/Ton) (l)
1.	Transfer facility	N/A	N/A	76,537.00	N/A	\$0.00	\$49.63	\$0.00	\$49.63	\$0.00	\$49.63
2.	Lakeland Petcoke	N/A	S	14,833.31	N/A	\$0.00	\$60.50	\$0.00	\$60.50	\$0.00	\$60.50

DECLASSIFIED

CONFIDENTIAL

MONTHLY REPORT OF COST AND QUALITY OF COAL FOR ELECTRIC PLANTS
DETAIL OF TRANSPORTATION CHARGES

1. Reporting Month: August Year: 2007

2. Reporting Company: Tampa Electric Company

3. Plant Name: Polk Station

4. Name, Title & Telephone Number of Contact Person Concerning Data
Submitted on this Form: Jeffrey Chronister, Assistant Controller
(813) 228 - 1609

5. Signature of Official Submitting Form: 
Jeffrey Chronister, Assistant Controller

6. Date Completed: October 15, 2007

Line No. (a)	Supplier Name (b)	Mine Location (c)	Shipping Point (d)	Transport Mode (e)	Tons (f)	Effective Purchase Price (\$/Ton) (g)	Add'l Shorthaul & Loading Charges (\$/Ton) (h)	Rail Charges		Waterborne Charges					Total Transportation Charges (\$/Ton) (p)	FOB Plant Price (\$/Ton) (q)
								Rail Rate (\$/Ton) (i)	Other Rail Charges (\$/Ton) (j)	River Barge Rate (\$/Ton) (k)	Trans-loading Rate (\$/Ton) (l)	Ocean Barge Rate (\$/Ton) (m)	Other Water Charges (\$/Ton) (n)	Other Related Charges (\$/Ton) (o)		
1.	Transfer facility	N/A	N/A	OB	76,537.00	\$49.63	\$0.00	\$0.00	\$0.00	\$0.00	\$0.00	\$12.39	\$0.00	\$2.70	\$15.09	\$64.72
2.	Lakeland Petcoke	N/A	Davant, La.	OB	14,833.31	\$60.50	\$0.00	\$0.00	\$0.00	\$0.00	\$0.00	\$0.00	\$0.00	\$2.70	\$2.70	\$63.20

(1) The Ocean Barge Rate (\$/Ton) reported in column (m) includes terminal charges incurred at TECO Bulk Terminal and ocean shipping charges.

DECLASSIFIED

CONFIDENTIAL

MONTHLY REPORT OF COST AND QUALITY OF COAL FOR ELECTRIC PLANTS
REPORT OF ADJUSTMENTS TO PREVIOUS COAL DELIVERED

1. Reporting Month: August Year: 2007

2. Reporting Company: Tampa Electric Company

3. Name, Title & Telephone Number of Contact Person Concerning Data Submitted on this Form: Jeffrey Chronister, Assistant Controller (813) 228 - 1609

4. Signature of Official Submitting Report: 
Jeffrey Chronister, Assistant Controller

5. Date Completed: October 15, 2007

Line No (a)	Month Reported (b)	Form Plant Name (c)	Intended Generating Plant (d)	Supplier (e)	Original Line Number (f)	Old Volume Tons (g)	Form No. (h)	Column Designator & Title (i)	Old Value (j)	New Value (k)	Delivered Price Transfer Facility (\$/Ton) (l)	Reason for Revision (m)
1.	July 2006	Polk Station	Polk	Transfer Facility	1.	58,113.00	423-2(b)	Col. (m), Ocean Barge Rate (\$/Ton)	\$12.408	\$12.36	\$59.18	Transportation Price Adjustment
2.	July 2006	Polk Station	Polk	Transfer Facility	1.	58,113.00	423-2(b)	Col. (o), Other Related Charges (\$/Ton)	\$3.888	\$3.96	\$59.25	Transportation Price Adjustment
3.	July 2006	Polk Station	Polk	Transfer Facility	1.	58,113.00	423-2(a)	Col. (h), Original Invoice Price (\$/Ton)	\$42.934	\$42.91	\$59.23	Transportation Price Adjustment
4.	September 2006	Polk Station	Polk	Transfer Facility	1.	35,745.00	423-2(b)	Col. (m), Ocean Barge Rate (\$/Ton)	\$14.897	\$12.35	\$57.48	Transportation Price Adjustment
5.	September 2006	Polk Station	Polk	Transfer Facility	1.	35,745.00	423-2(b)	Col. (o), Other Related Charges (\$/Ton)	\$3.890	\$6.44	\$60.03	Transportation Price Adjustment
6.	December 2006	Polk Station	Polk	Transfer Facility	1.	23,915.00	423-2(b)	Col. (m), Ocean Barge Rate (\$/Ton)	\$19.104	\$12.48	\$62.28	Transportation Price Adjustment
7.	December 2006	Polk Station	Polk	Transfer Facility	1.	23,915.00	423-2(b)	Col. (o), Other Related Charges (\$/Ton)	\$3.963	\$10.59	\$68.91	Transportation Price Adjustment
8.	March 2007	Polk Station	Polk	Transfer Facility	1.	49,813.00	423-2(b)	Col. (m), Ocean Barge Rate (\$/Ton)	\$12.830	\$12.14	\$69.35	Transportation Price Adjustment
9.	March 2007	Polk Station	Polk	Transfer Facility	1.	49,813.00	423-2(b)	Col. (o), Other Related Charges (\$/Ton)	\$3.890	\$4.58	\$70.04	Transportation Price Adjustment
10.	April 2007	Transfer Facility	Big Bend	Alliance Coal	1.	31,197.90	423-2(a)	Col. (k), Quality Adjustments (\$/Ton)	\$0.00	\$0.72	\$49.40	Quality Adjustment
11.	April 2007	Transfer Facility	Big Bend	Dodge Hill Mining	2.	73,657.10	423-2(a)	Col. (k), Quality Adjustments (\$/Ton)	\$0.00	\$2.13	\$55.24	Quality Adjustment
12.	April 2007	Transfer Facility	Big Bend	Dodge Hill Mining	2.	73,657.10	423-2(a)	Col. (i), Price Adjustments (\$/Ton)	\$0.00	\$0.43	\$55.67	Price Adjustment
13.	April 2007	Transfer Facility	Big Bend	Knight Hawk	4.	21,815.61	423-2(a)	Col. (k), Quality Adjustments (\$/Ton)	\$0.00	\$0.63	\$41.07	Quality Adjustment
14.	April 2007	Transfer Facility	Big Bend	SMCC	5.	21,922.80	423-2(a)	Col. (k), Quality Adjustments (\$/Ton)	\$0.00	\$0.41	\$44.11	Quality Adjustment
15.	April 2007	Transfer Facility	Big Bend	Phoenix	6.	28,335.80	423-2(a)	Col. (k), Quality Adjustments (\$/Ton)	\$0.00	\$0.64	\$38.39	Quality Adjustment
16.	April 2007	Transfer Facility	Big Bend	Phoenix	7.	12,837.60	423-2(a)	Col. (i), Price Adjustments (\$/Ton)	\$0.00	\$0.84	\$45.09	Price Adjustment
17.	April 2007	Transfer Facility	Big Bend	Phoenix	7.	12,837.60	423-2(a)	Col. (k), Quality Adjustments (\$/Ton)	\$0.00	\$0.77	\$45.86	Quality Adjustment
18.	April 2007	Transfer Facility	Big Bend	Alliance Coal	8.	43,067.70	423-2(a)	Col. (k), Quality Adjustments (\$/Ton)	\$0.00	\$0.72	\$48.78	Quality Adjustment
19.	May 2007	Transfer Facility	Big Bend	Alliance Coal	1.	30,638.10	423-2(a)	Col. (k), Quality Adjustments (\$/Ton)	\$0.00	\$1.37	\$50.15	Quality Adjustment
20.	May 2007	Transfer Facility	Big Bend	Coal Sales	2.	38,957.80	423-2(a)	Col. (k), Quality Adjustments (\$/Ton)	\$0.00	\$2.34	\$43.82	Quality Adjustment
21.	May 2007	Transfer Facility	Big Bend	Dodge Hill Mining	3.	50,165.20	423-2(a)	Col. (k), Quality Adjustments (\$/Ton)	\$0.00	\$2.09	\$55.20	Quality Adjustment
22.	May 2007	Transfer Facility	Big Bend	Dodge Hill Mining	3.	50,165.20	423-2(a)	Col. (i), Price Adjustments (\$/Ton)	\$0.00	(\$0.30)	\$54.90	Price Adjustment
23.	May 2007	Transfer Facility	Big Bend	Synthetic American Fuel	4.	53,985.20	423-2(a)	Col. (k), Quality Adjustments (\$/Ton)	\$0.00	\$0.53	\$42.53	Quality Adjustment
24.	May 2007	Transfer Facility	Big Bend	Knight Hawk	5.	18,915.51	423-2(a)	Col. (k), Quality Adjustments (\$/Ton)	\$0.00	\$0.82	\$41.26	Quality Adjustment
25.	May 2007	Transfer Facility	Big Bend	SMCC	6.	26,581.20	423-2(a)	Col. (k), Quality Adjustments (\$/Ton)	\$0.00	\$0.44	\$44.14	Quality Adjustment
26.	May 2007	Transfer Facility	Big Bend	Alliance Coal	8.	42,100.90	423-2(a)	Col. (k), Quality Adjustments (\$/Ton)	\$0.00	\$1.37	\$49.18	Quality Adjustment
27.	May 2007	Polk Station	Polk	Transfer Facility	1.	40,992.00	423-2(b)	Col. (m), Ocean Barge Rate (\$/Ton)	\$12.890	\$12.08	\$65.13	Transportation Price Adjustment
28.	May 2007	Polk Station	Polk	Transfer Facility	1.	40,992.00	423-2(b)	Col. (o), Other Related Charges (\$/Ton)	\$3.710	\$4.52	\$65.94	Transportation Price Adjustment
29.	June 2007	Transfer Facility	Big Bend	Alliance Coal	1.	15,983.10	423-2(a)	Col. (k), Quality Adjustments (\$/Ton)	\$0.00	\$1.54	\$50.27	Quality Adjustment

MONTHLY REPORT OF COST AND QUALITY OF COAL FOR ELECTRIC PLANTS
REPORT OF ADJUSTMENTS TO PREVIOUS COAL DELIVERED

1. Reporting Month: August Year: 2007
 2. Reporting Company: Tampa Electric Company
 3. Name, Title & Telephone Number of Contact Person Concerning Data Submitted on this Form: Jeffrey Chronister, Assistant Controller (813) 228 - 1609
 4. Signature of Official Submitting Report:  Jeffrey Chronister, Assistant Controller
 5. Date Completed: October 15, 2007

Line No. (a)	Month Reported (b)	Form Plant Name (c)	Intended Generating Plant (d)	Supplier (e)	Original Line Number (f)	Old Volume Tons (g)	Form No. (h)	Column Designator & Title (i)	Old Value (j)	New Value (k)	Delivered Price Transfer Facility (\$/Ton) (l)	Reason for Revision (m)
30.	June 2007	Transfer Facility	Big Bend	Coal Sales	2.	38,250.30	423-2(a)	Col. (k), Quality Adjustments (\$/Ton)	\$0.00	\$2.77	\$44.25	Quality Adjustment
31.	June 2007	Transfer Facility	Big Bend	Dodge Hill Mining	3.	6,414.10	423-2(a)	Col. (k), Quality Adjustments (\$/Ton)	\$0.00	\$1.87	\$54.36	Quality Adjustment
32.	June 2007	Transfer Facility	Big Bend	Synthetic American Fuel	4.	105,953.00	423-2(a)	Col. (k), Quality Adjustments (\$/Ton)	\$0.00	\$0.50	\$42.50	Quality Adjustment
33.	June 2007	Transfer Facility	Big Bend	Knight Hawk	5.	31,006.69	423-2(a)	Col. (k), Quality Adjustments (\$/Ton)	\$0.00	\$0.68	\$41.12	Quality Adjustment
34.	June 2007	Transfer Facility	Big Bend	SMCC	6.	28,369.00	423-2(a)	Col. (k), Quality Adjustments (\$/Ton)	\$0.00	\$0.27	\$43.97	Quality Adjustment
35.	June 2007	Transfer Facility	Big Bend	Alliance Coal	9.	24,707.50	423-2(a)	Col. (k), Quality Adjustments (\$/Ton)	\$0.00	\$1.54	\$49.30	Quality Adjustment