

REDACTED

BEFORE THE PUBLIC SERVICE COMMISSION

In re: Environmental Cost Recovery Clause

Docket No. 070007-EI

Dated: October 15, 2007

PROGRESS ENERGY FLORIDA'S RESPONSES TO STAFF'S FIRST SET OF INTERROGATORIES (NOS. 1-25)

PROGRESS ENERGY FLORIDA, INC. ("PEF"), pursuant to Rule 28-106.206, Florida Administrative Code, Rule 1.340, Florida Rules of Civil Procedure, and the Order Establishing Procedure in this matter, hereby responds to Staff's First Set of Interrogatories (Nos. 1-25):

RESPONSES

- 1. **What, if any, affiliate relationships exist between PEF and the various entities contracting with PEF for CAIR and CAMR compliance services?**

Response:

There are no affiliate relationships between PEF and the various entities contracting with PEF for CAIR and CAMR compliance services.

- 2. **What, if any, vendor relationships for unregulated vendor services exist between PEF and the various entities contracting with PEF for CAIR and CAMR compliance services?**

Response:

There are no vendor relationships for unregulated vendor services between PEF and the various entities contracting with PEF for CAIR and CAMR compliance services.

CMP _____

COM _____

CTR 3 _____

ECR 1 _____

GCL _____

OPC _____

RCA _____

SCR _____

SGA 4 _____

SEC _____

OTH _____

For each plan, please provide the components of costs and the cost amounts for each element of the plans shown in appearing in SSW-3 of Witness Waters direct testimony of June 1, 2007. Show annual detail.

Response:

See Attachment No.3, which is being provided separately along with a Request for Confidential Classification.

4. For each plan, please provide the components of costs and cost amounts aggregated to match the CPVRR data appearing in SSW-4 of Witness Waters direct testimony of June 1, 2007, to the extent it is different from the response to the preceding interrogatory. Show annual detail.

DOCUMENT NUMBER-DATE

09425 OCT 15 07

FPSC-COMMISSION CLERK

Response:

See Attachments No. 4, which shows the values used in SSW-4. The values in SSW-4 are in 2007 dollars while the Net Present Values shown in the documents provided in Interrogatory 3 and the summary documents provided in Attachment No. 4 are presented in 2006 dollars. Attachment No. 4 shows the discount rate used to transform the 2006 dollar values into 2007 dollars.

5. **Please identify the data points reflected in Figures 1, 2, 3, 5, 6, 7, 8, and 11 of the document titled "Progress Energy Florida Integrated Clean Air Compliance Plan" filed June 1, 2007.**

Response:

See Attachment No. 5, a portion of which containing confidential information is being provided separately with a Request for Confidential Classification.

6. **Describe whether PEF considered potential carbon capture/sequestration requirements in its development of the cost requirements associated with Plans A through F, or in any compliance cost sensitivities it may have conducted.**

Response:

For the reasons discussed in response to Interrogatory No. 7 below, PEF did not consider potential carbon capture/sequestration requirements in the development of the alternative environmental compliance plans A through F, or in any cost sensitivities.

7. **If potential carbon capture and sequestration requirements were not considered in PEF's compliance plan or any sensitivities, why did PEF choose not to include such potential cost impacts in its compliance plan?**

Response:

When PEF committed to placing environmental controls on Crystal River Units 4 & 5 to meet the CAIR and CAMR regulatory requirements, climate change issues were only beginning to be discussed, and no cost estimates of carbon capture technologies were available, nor were "carbon tax" costs even defined. As such, PEF did not perform any such analyses at the time it had to make decisions to make regulatory commitments, execute contracts, and purchase equipment in order to meet all applicable regulatory requirements. At present, there has been increased discussions regarding potential carbon regulation at the federal and state levels; however, to date, no legislation or regulatory requirements enacted.

8. **Provide PEF's actual CO2 emissions (tons) for 1990 and 2000 and the expected emissions of CO2 in each year from 2017 through 2035 for each CAIR/CAMR Compliance Plans A through F.**

Generation Cost Analysis (real \$/kwh)										
Unit Type	PEF Unit _____			Replacement Gas Unit(s)			Difference			
	Fuel Price Forecast	Low	Base	High	Low	Base	High	Low	Base	High
Without Carbon Capture Requirements										
With Requirements of Governor's Executive Order 07-127										
With PEF's Expected Carbon Capture Requirements										

Response:

As discussed in response to Interrogatories No. 7 and 9, no carbon capture/sequestration requirements or technologies exist at the present time. The Florida Department of Environmental Protection (FDEP) is still in the early stages of developing a plan for implementing the Governor's Executive Order and numerous key issues, including the basis approach (i.e., cap-and-trade v. carbon tax or fee) remain unresolved. As such, PEF has not performed an analysis of the potential impacts of carbon capture on the Crystal River Units 4 and 5 scrubber project costs. PEF has, however, performed an analysis to determine the economic impact of replacing these coal-fired units with natural gas generation without consideration of carbon regulation. This analysis replaced the capacity of Crystal River Units 4 and 5 with combined cycle and combustion turbine capacity in a cost-optimal manner, as determined by the Strategist program. PEF's planned nuclear additions were left in place in the analysis. A comparison of total CPVRR costs of the case with CR 4 and 5 left in-service versus a case with the two units removed in 2017 shows a net increase in CPVRR of approximately \$6 billion resulting from the shutdown of the units over the study period of approximately 40 years. Much of this increase in CPVRR to customers is the result of higher system fuel prices which follow from the replacement of coal energy with natural gas based energy. The cost to add environmental equipment to CR 4 and 5 is not included in this figure, i.e. the CPVRR cost would have to be subtracted from this total to obtain a net cost.

This analysis also did not, however, evaluate the impact of replacing Crystal River Unit 4 and 5 with natural gas capacity on PEF's overall fuel diversity and security. Shutdown of existing coal units and replacing the capacity with natural gas fired units would increase PEF's reliance on natural gas supplies and increase customer exposure to potential natural gas price volatility. Finally, although we believe that natural gas pipeline capacity in the state will increase to meet PEF's 2013 and 2014 demand, it is unlikely that gas transportation capacity could be installed in the state to replace the approximately 900MWs of coal capacity with natural gas by 2009.

Response:

PEF's actual CO₂ emissions for 1990 were 20,394,767 tons and in 2000 they were 24,080,628 tons. For the reasons detailed in question 7 above, CO₂ emissions were not calculated during the compliance plan analysis, so they are not available for Plans A-F.

9. **Does PEF believe it will be required to capture various forms of carbon emitted from its power plants during the period 2010 through 2035? Why/why not?**

Response:

As discussed in response to Interrogatory No. 7, no carbon capture/sequestration requirements exist at the present time and potential CO₂ regulation is in the early stages of development and consideration. Moreover, no carbon capture/sequestration technology exists today and the feasibility and potential costs of these technologies remain uncertain. As a result, it would be impossible to determine whether carbon capture would be a feasible or cost-effective means of complying with any yet-to-be-determined CO₂ regulatory regime.

10. **To the extent that PEF believes it will be required to capture carbon emitted from its power plants, provide PEF's view of a reasonable band of CO₂ emissions allowance costs (\$/ton CO₂) for 2010 through 2035 based on the CO₂ market which may result from such requirements. Explain how the band was developed.**

Response:

As indicated in the response to Question No. 9, PEF cannot determine whether it will be required to utilize carbon capture technology. Moreover, this question appears to assume a cap-and-trade system will be adopted when that may or may not be the case. For this analysis, PEF has made no assumptions about a reasonable band of CO₂ emissions allowance costs based on a CO₂ market that may result from carbon capture requirements.

11. **Provide an all-in generation cost analysis (\$/kwh) of Crystal River Units 4 and 5 for CAIR and CAMR compliance activities included in Plan D, compared to replacement of the associated MW output with output from new natural gas combined cycle unit(s). Assume the earliest time that natural gas plants could be permitted, constructed, and operational, and use the expected remaining life of the replaced unit in your calculations. Assume base, high, and low fuel price sensitivities and carbon capture/sequestration requirements including: 1. no carbon capture requirements; 2. PEF's expected carbon capture requirements; and 3. Governor Crist's Executive Order 07-127 requirements. Provide all assumptions and calculations. Identify source(s) and date(s) of the fuel price forecasts, and provide fuel price forecasts. Complete the following "Generation Cost Analysis" matrix for each planned retrofitted unit.**

PEF will continue to re-evaluate its Integrated Clean Air Compliance Plan as any new regulations are developed, including any developed under the Governor's Executive Order or other state, regional or national initiatives. At this time, however, PEF must comply with the requirements of CAIR/CAMR/CAVR which, unlike potential CO2 requirements, are certain and require compliance as early as 2009. The analyses presented in PEF's 2006 Integrated Compliance Plan demonstrate that PEF's "Plan D" is the most cost-effective alternative for meeting those requirements. In addition, because Plan D focuses on Crystal River Units 4 and 5, which are the largest and most efficient coal units on PEF's system, additional actions may be pursued related to other PEF units as new regulations develop

12. Explain how PEF determined the expected number of allowances (equivalent allowances for SO₂) shown in Figures 1-3 for each type of emission.

Response:

The expected number of allowances for each pollutant were determined as follows:

1. SO₂: SO₂ allowance allocations were first determined under Title IV of the Clean Air Act, also known as the Acid Rain Program. To calculate the allocations under CAIR, these allocations were divided by the appropriate CAIR factor, which is 2.0 for the years 2010 through 2014 and 2.86 for 2015 and beyond.
2. NO_x: The NO_x allowance allocations were obtained from the draft allocations calculated by the Florida Department of Environmental Protection (DEP).
3. Mercury: The mercury allowance allocations were obtained from the draft allocations calculated by the DEP.

13. Explain how PEF determined the expected emissions under the different plans as shown in Figures 1-3.

Response:

The projected emissions for the different plans were calculated using the following assumptions: projected annual amount of fuel burned (Btus) for the Crystal River and Anclote units, the sulfur content of the fuel (for SO₂ emissions), the mercury content of the coal (for mercury emissions), the emission rate without controls (for NO_x emissions), and the emission reduction capability of equipment installed (if any). The projected emissions for the units being included in the CAIR Compliance Plan were added to the projected annual emissions of the other PEF units (calculated in the same manner), for which controls are not being added. The projected annual amount of fuel burned was determined from a Prosym production cost model analysis.

14. What are the types and brands of each of the technologies (scrubber, LNB/SOFA, and SCR, etc.) which may be included in the PEF compliance plan in detail?

Response:

The Company has chosen to implement the following technologies at Crystal River 4 and 5 as part of its Integrated Clean Air Compliance Plan:

- Combination of Low NOx Burners (LNB) and Selective Catalytic Reduction systems (SCR's) for the removal of nitrous oxide.
 - LNB Manufacturer: Babcock & Wilcox Company
 - SCR System Manufacturer: Babcock & Wilcox Company
 - SCR catalyst manufacturer: CERAM Environmental, Inc.

- Wet Limestone Forced Oxidation (LSFO) Flue Gas Desulphurization (FGD) – also known as a 'scrubber,' for the removal of sulfur dioxide (SO₂).
 - FGD System Manufacturer: Babcock & Wilcox Company
 - FGD Absorber Tower Supply/Erection: The Stebbins Engineering & Manufacturing Company

PEF is still evaluating the installation of LNB/SOFA technologies at Anclote Units 1 & 2. Additional assessments will be required to determine the optimal compliance plan for these units.

15. Why were those types and brands chosen over other options.

Response:

The basis for the selection of B&W to provide the FGD system and the SCR system is detailed in the testimony of Mr. Thomas Cornell beginning on Page 13, line 4 and ending on page 15, line 5. In addition, it should be noted that the selection of B&W as the vendor for the supply of the LNBs was based on least cost \$/ton of NOx removed among 6 potential vendors, along with the fact that B&W is the original equipment manufacturer for the CR 4&5 boilers.

Mr. Thomas Cornell's testimony, beginning on page 16 at line 5 and ending on page 21, line 4, also discusses the selection of CERAM as the SCR catalyst provider, Stebbins to supply and erect the absorber tower, and Commonwealth Dynamics, Inc. to design, fabricate, and erect the chimney.

16. If PEF is unable to identify the types and brands of each of the technologies which will ultimately be used in its 2007 PEF Integrated Clean Air Compliance Plan, when will it know?

Response:

PEF has completed its assessment of the types and brands of the primary technologies necessary for compliance at the Crystal River 4 & 5 site. With regard to the selection of

technologies for Anclote Units 1 & 2LNB/SOFA projects, it was noted in PEF's Integrated Clean Air Compliance Plan filed June 1, 2007, that PEF is analyzing whether the LNB/SOFA projects will result in increases of particulate emissions that trigger BACT requirements. If BACT is required, additional particulate controls, such as precipitators, would likely need to be installed and, as a result, the project schedules would need to be revised. If it is determined that precipitators or other controls need to be installed, PEF will evaluate whether the cost of the additional controls increases the cost per ton of NOx removal above the expected cost of NOx allowances. Because PEF's analysis of this issue is ongoing selection of the technologies for Anclote Units 1 & 2 LNB/SOFA projects have not been finalized.

17. **Identify the expected retirement date of each unit impacted by CAIR and CAMR compliance, and explain how CAIR and CAMR compliance may affect the unit retirement dates.**

Response:

For planning purposes, no retirement dates have been assumed for any of the units and CAIR/CAMR compliance is not expected to impact useable lives of the units.

18. **Provide an estimate of the impact of CAIR/ CAMR compliance on the annual levelized ECRC factors (cents/kwh) through the forecast horizon utilized in the CPVRR analysis.**

Response:

Below is an estimate of the impact of CAIR/CAMR compliance on the annualized ECRC factors. The estimates included below are not for the same forecast horizon that was utilized in the CPVRR analysis. The forecast horizon utilized in the CPVRR analysis is the life cycle of the projects. The forecast horizon being illustrated below is the same forecast horizon that was assumed in the April 2007 Ten Year Site Plan; therefore we have only estimated price impacts through 2016. The ECRC price impacts illustrated below will be partially offset by fuel savings associated with increased fuel flexibility.

2007 - \$0.00
2008 - \$0.04
2009 - \$3.87
2010 - \$5.46
2011 - \$5.25
2012 - \$5.06
2013 - \$4.82
2014 - \$4.72
2015 - \$4.93
2016 - \$4.51

19. **Describe the process that identified only four qualified bidders for the EPC, including how those to be reviewed were selected and eliminated from consideration.**
-

Response:

The Crystal River project represents a significant scope of work in terms of size and complexity. There is a limited pool of suppliers with the technical capability, experience, and financial strength to handle a project of this magnitude. Based on Progress Energy's general knowledge of the industry, experience with similar projects at Progress Energy Carolinas (PEC), knowledge of the capability and expertise of potential vendors, and the expected scope of work for the Crystal River project, PEF identified 4 major vendors as qualified and potential EPC contractors. The process through which the EPC contract was established is discussed in detail in Mr. Cornell's testimony beginning at Page 8, line 9 and ending at page 11, line 24.

20. **Was the Request for Proposal for the EPC advertised, and if so, where?**

Response:

The Company did not advertise the Request for Proposal for the EPC contract because there was only a limited pool of suppliers due to the complexities of this type of construction project.

21. **Does the PEF Integrated Clean Air Compliance Plan include all the same generation assumptions included in the "PEF Ten Year Site Plan – April 2007"? Explain.**

Response:

The PEF Integrated Clean Air Compliance Plan does not include all the same generation assumptions that were included in the "PEF Ten Year Site Plan – April 2007". The assumptions in the April 2007 Ten Year Site Plan were developed before the assumptions used in the PEF Integrated Clean Air Compliance Plan were developed. The differences are related to the timing of the studies being used in both analyses.

22. **Reconcile the construction cost of Plan D as shown on Page 25 of the 2007 PEF Integrated Clean Air Compliance Plan (\$1,260 million) with the contract pricing amounts included in Witness Cornell's testimony. If these amounts cannot be reconciled because there are costs in Plan D not included in Witness Cornell's testimony, please identify those costs components and the associated dollars.**

Response:

The \$1,260 million included in Page 25 of the 2007 PEF Integrated Clean Air Compliance Plan includes conceptual estimates related to installation of an LNB/SOFA at each of the two Anclote Units (approximately \$12 million each) and an activated carbon injection system on Crystal River Unit 2 (approximately \$38 million). The

remaining \$1,200 million relates to the projects at Crystal River Units 4 & 5 and is the relevant amount to reconcile to Mr. Cornell's testimony.

Mr. Cornell's testimony notes the following contract costs:

- EPCR: \$ [REDACTED] million (anticipated at filing of Mr. Cornell's testimony)
- B&W: \$ [REDACTED] million estimated at filing of Mr. Cornell's testimony
- Worley Parsons: authorizations totaling \$ [REDACTED] million at the time of Mr. Cornell's testimony
- Stebbins Absorber Towers: totaling \$ [REDACTED] million for both units
- CERAM SCR catalysts: \$ [REDACTED] million
- CDI Flue Gas Chimney: \$ [REDACTED] million

These contracts noted in Mr. Cornell's testimony total approximately \$ [REDACTED] million. The remaining amount of approximately \$ [REDACTED] million is composed of the following items:

- Other contracts necessary for the completion of the projects.
- Estimated owner's labor and associated labor indirect costs
- Estimated owner's costs for additional boiler stiffening work, similar to work deemed necessary at other units on the Company's systems that have been retro-fitted with scrubbers
- Miscellaneous owner's costs such as builder's risk insurance, site accommodations for owner's staff, scrap yard costs, etc.

23. **Regarding the price increases referenced on Page 6 and 7 of Witness Cornell's direct testimony of June 1, 2007, please provide a breakout of dollar cost increases from 2006 to 2007 by contract, showing 2006 costs, 2007 costs, and difference.**

Response:

The cost estimates filed with the 2006 PEF CAIR compliance filing were estimated based on minimal design elements specific to the Crystal River units. There were no contracts approved or even near completion at the time of the 2006 filing.

24. **Regarding the price increases referenced on Page 6 and 7 of Witness Cornell's direct testimony of June 1, 2007, please provide a breakout of dollar cost increases from 2006 to 2007 by unit specific compliance activity (those activities of Plan D as shown on Page 21 of the 2007 PEF Integrated Clean Air Compliance Plan), showing 2006 costs, 2007 costs, and difference.**

Response:

(\$ in millions)

Unit	2006 Filing Amount	2007 Filing Amount	Increase / (Decrease)
Crystal River Unit 4 FGD	\$242.8	\$401.0	\$158.2
Crystal River Unit 5 FGD	241.2	440.3	199.1
Crystal River Unit 4 LNB/SCR	105.1	185.0	79.9
Crystal River Unit 5 LNB/SCR	104.4	171.2	66.8
Anclote Unit 1 LNB/SOFA	5.4	12.3	6.9
Anclote Unit 2 LNB/SOFA	5.6	12.5	6.9
Crystal River Unit 2 Activated Carbon Injection	31.3	38.0	6.7
Total	\$735.8	\$1,260.3	\$524.5

25. **What tests of reasonableness did PEF perform to assure itself that the 2007 price increases of CAIR and CAMR compliance activities as reflected in the 2007 PEF Integrated Clean Air Compliance Plan were market-based?**

Response:

The estimates used in the 2006 Integrated Clean Air Compliance Plan were based on the limited engineering and contract work done at the time of that filing. The 2007 estimates are based on more advanced engineering status, the known values for contracts that had been executed by the time of that filing, and the estimates that had been obtained for the EPCR contract at that time. Please refer to the testimony of Mr. Thomas Cornell on pages 8-21 for a detailed discussion of the status of and basis for contracts. Also refer to the response to Question No. 22 and the documentation provided in response to Production of Documents Requests Nos. 4 and 8 for further explanations.

DATED this 15th day of October, 2007.

HOPPING GREEN & SAMS, P.A.

By: 

Gary V. Perko, Esquire
Florida Bar No. 855898
Virginia C. Dailey, Esquire
Florida Bar No. 419168
P.O. Box 6526
Tallahassee, FL 32301
(850) 222-7500

Attorneys for Progress Energy Florida, Inc.

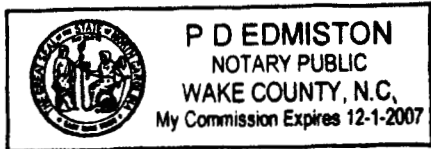
AFFIDAVIT

STATE OF NORTH CAROLINA)
)
COUNTY OF WAKE)

Before me, the undersigned authority, personally appeared Thomas Cornell, who
(✓) is personally known to me, or
() produced _____ as identification and who,
being duly sworn, deposes and says that the foregoing answers to Interrogatory Nos. 1, 2, 14, 15,
16, 19, 20, 21, 23, 24 and 25 of The Florida Public Service Commission's First Set of
Interrogatories to Progress Energy Florida, Inc., in Docket No. 070007-EI are true and correct to
the best of his knowledge, information and belief.

Thomas Cornell
Thomas Cornell

GM - Project Dev. + Engr.
Title



P D Edmiston
Notary Public
State of North Carolina

My commission Expires: 12-1-07

AFFIDAVIT

STATE OF FLORIDA)
)
COUNTY OF PINELLAS)

Before me, the undersigned authority, personally appeared J. Michael Kennedy,

who

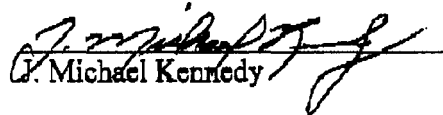
(✓) is personally known to me, or

() produced _____ as identification and who,


being duly sworn, deposes and says that the foregoing answers to Interrogatories No. 8 and No.

12 of Staff's First Set of Interrogatories to Progress Energy Florida, Inc., in Docket No. 070007-

EI are true and correct to the best of his knowledge, information and belief.


J. Michael Kennedy

Principal Environmental Specialist
Title


Notary Public
State of Florida

My commission Expires:



AFFIDAVIT

STATE OF NORTH CAROLINA)

COUNTY OF WAKE)

Before me, the undersigned authority, personally appeared Samuel S. Waters,
who

(X) is personally known to me, or

() produced _____ as identification and who,

being duly sworn, deposes and says that the foregoing answers to Interrogatory Nos. 3-7, 9-11,
13, 17 and 21 of The Florida Public Service Commission's First Set of Interrogatories to
Progress Energy Florida, Inc., in Docket No. 070007-EI are true and correct to the best of his
knowledge, information and belief.

Samuel S. Waters


Samuel S. Waters

DIRECTOR SYSTEM PLANNING

Title *REGULATORY PERFORMANCE*

Patty Lyn Bowers

Notary Public
State of North Carolina



My commission Expires: *November 21, 2010*

AFFIDAVIT

STATE OF FLORIDA)
)
COUNTY OF PINELLAS)

Before me, the undersigned authority, personally appeared MARITZA N.

IACONO, who

() is personally known to me, or

() produced _____ as identification and who,

being duly sworn, deposes and says that the foregoing answers to Interrogatory No. 18 of Staff's First Set of Interrogatories to Progress Energy Florida, Inc., in Docket No. 070007-EI are true and correct to the best of her knowledge, information and belief.

Maritza N. Iacono

Maritza N. Iacono
Supervisor, Regulatory Planning Projects

Suzanne H. Miller

Notary Public
State of Florida

My commission Expires:



PEF's Response to Staff's First Set of Interrogatories

No. 3

discount rate 8.10%
 Production Cost Summary (\$ Thousands)

	<u>Nominal</u>	<u>NPV ('06\$)</u>	<u>2006</u>	<u>2007</u>	<u>2008</u>	<u>2009</u>	<u>2010</u>	<u>2011</u>	<u>2012</u>	<u>2013</u>	<u>2014</u>	<u>2015</u>	<u>2016</u>	<u>2017</u>	<u>2018</u>	<u>2019</u>	<u>2020</u>	<u>2021</u>	<u>2022</u>	
PLAN A																				
Fuel delta																				1
Limestone																				2
Gypsum																				3
Ammonia																				4
Allowances																				5
SO2																				6
NOx																				7
Mercury																				8
Total Production																				9
PLAN B																				
Fuel delta																				10
Limestone																				11
Gypsum																				12
Ammonia																				13
Allowances																				14
SO2																				15
NOx																				16
Mercury																				17
Total Production																				18
PLAN C																				
Fuel delta																				19
Limestone																				20
Gypsum																				21
Ammonia																				22
Allowances																				23
SO2																				24
NOx																				25
Mercury																				26
Total Production																				27
PLAN D																				
Fuel delta																				28
Limestone																				29
Gypsum																				30
Ammonia																				31
Allowances																				32
SO2																				33
NOx																				34
Mercury																				35
Total Production																				36
PLAN E																				
Fuel delta																				37
Limestone																				38
Gypsum																				39
Ammonia																				40
Allowances																				41
SO2																				42
NOx																				43
Mercury																				44
Total Production																				45
PLAN F																				
Fuel delta																				46
Limestone																				47
Gypsum																				48
Ammonia																				49
Allowances																				50
SO2																				51
NOx																				52
Mercury																				53
Total Production																				54

discount rate
Production Cost :

	2023	2024	2025	2026	2027	2028	2029	2030	2031	2032	2033	2034	2035	2036	2037	2038	2039
PLAN A																	
Fuel delta																	1
Limestone																	2
Gypsum																	3
Ammonia																	4
Allowances																	5
SO2																	6
NOx																	7
Mercury																	8
Total Production																	9
PLAN B																	
Fuel delta																	10
Limestone																	11
Gypsum																	12
Ammonia																	13
Allowances																	14
SO2																	15
NOx																	16
Mercury																	17
Total Production																	18
PLAN C																	
Fuel delta																	19
Limestone																	20
Gypsum																	21
Ammonia																	22
Allowances																	23
SO2																	24
NOx																	25
Mercury																	26
Total Production																	27
PLAN D																	
Fuel delta																	28
Limestone																	29
Gypsum																	30
Ammonia																	31
Allowances																	32
SO2																	33
NOx																	34
Mercury																	35
Total Production																	36
PLAN E																	
Fuel delta																	37
Limestone																	38
Gypsum																	39
Ammonia																	40
Allowances																	41
SO2																	42
NOx																	43
Mercury																	44
Total Production																	45
PLAN F																	
Fuel delta																	46
Limestone																	47
Gypsum																	48
Ammonia																	49
Allowances																	50
SO2																	51
NOx																	52
Mercury																	53
Total Production																	54

Ancloste 1 LNB-SOFA

2006 2007 2008 2009 2010 2011 2012 2013 2014 2015 2016 2017 2018 2019 2020 2021 2022

Inservice

Revenue Requirements Calculation

Expenses\ Avoided Costs:

Fuel Costs	-	-	-	-	-	-	-	-	-	-	-	-	-	-	-	-
Fuel Reservation Charge	-	-	-	-	-	-	-	-	-	-	-	-	-	-	-	-
Capacity Cost	-	-	-	-	-	-	-	-	-	-	-	-	-	-	-	-
Transmission Cost	-	-	-	-	-	-	-	-	-	-	-	-	-	-	-	-
Fixed O&M	-	-	-	-	-	-	-	-	-	-	-	-	-	-	-	-
Non-Fuel Variable O&M	-	-	-	-	-	-	-	-	-	-	-	-	-	-	-	-
Consumables	-	-	-	-	-	-	-	-	-	-	-	-	-	-	-	-
Waste Disposal/(By-product Sales)	-	-	-	-	-	-	-	-	-	-	-	-	-	-	-	-
Overheads	-	-	-	-	-	-	-	-	-	-	-	-	-	-	-	-
Property Taxes	-	-	-	-	-	-	-	-	-	-	-	-	-	-	-	-
Avoided Capacity Payment	-	-	-	-	-	-	-	-	-	-	-	-	-	-	-	-
Change in Production Costs	-	-	-	-	-	-	-	-	-	-	-	-	-	-	-	-
Total Expenses	-	-	-	-	-	-	-	-	-	-	-	-	-	-	-	-
Return	-	-	-	-	-	-	-	-	-	-	-	-	-	-	-	-
Book Depreciation	-	-	-	-	-	-	-	-	-	-	-	-	-	-	-	-
Deferred Taxes	-	-	-	-	-	-	-	-	-	-	-	-	-	-	-	-
Book Depreciation, Deferred Taxes, and Return	-	-	-	-	-	-	-	-	-	-	-	-	-	-	-	-
Income Tax Required	-	-	-	-	-	-	-	-	-	-	-	-	-	-	-	-
Revenue Requirements	-	-	-	-	-	-	-	-	-	-	-	-	-	-	-	-
PV of Revenue Requirements (\$000s)	-	-	-	-	-	-	-	-	-	-	-	-	-	-	-	-
Cumulative Revenue Requirements	-	-	-	-	-	-	-	-	-	-	-	-	-	-	-	-
PVRR (\$000s)	-	-	-	-	-	-	-	-	-	-	-	-	-	-	-	-

1
2
3
4
5
6
7
8
9
10
11
12
13

Anclote 1 LNB-SOFA

2023 2024 2025 2026 2027 2028 2029 2030 2031 2032 2033 2034 2035 2036 2037 2038 2039

Revenue Requirements Cal

Expenses/ Avoided Costs:

Fuel Costs	-	-	-	-	-	-	-	-	-	-	-	-	-	-	-	-	
Fuel Reservation Charge	-	-	-	-	-	-	-	-	-	-	-	-	-	-	-	-	
Capacity Cost	-	-	-	-	-	-	-	-	-	-	-	-	-	-	-	-	
Transmission Cost	-	-	-	-	-	-	-	-	-	-	-	-	-	-	-	-	
Fixed O&M	-	-	-	-	-	-	-	-	-	-	-	-	-	-	-	-	
Non-Fuel Variable O&M	[REDACTED]																1
Consumables	-	-	-	-	-	-	-	-	-	-	-	-	-	-	-	-	
Waste Disposal/(By-product Sales	-	-	-	-	-	-	-	-	-	-	-	-	-	-	-	-	
Overheads	[REDACTED]																2
Property Taxes	[REDACTED]																3
Avoided Capacity Payment	[REDACTED]																3
Change in Production Costs	[REDACTED]																3
Total Expenses	[REDACTED]																4
Return	[REDACTED]																5
Book Depreciation	[REDACTED]																5
Deferred Taxes	[REDACTED]																5
Book Depreciation, Deferred Ta	[REDACTED]																8
Income Tax Required	[REDACTED]																9
Revenue Requirements	[REDACTED]																10
PV of Revenue Requirements (\$0	[REDACTED]																11
Cumulative Revenue Requireme	[REDACTED]																12
PVRR (\$000s)	[REDACTED]																12

Anclote 2 LNB-SOFA

2006 2007 2008 2009 2010 2011 2012 2013 2014 2015 2016 2017 2018 2019 2020 2021 2022

Inservice

Revenue Requirements Calculation

Expenses\ Avoided Costs:

Fuel Costs	-	-	-	-	-	-	-	-	-	-	-	-	-	-	-	-
Fuel Reservation Charge	-	-	-	-	-	-	-	-	-	-	-	-	-	-	-	-
Capacity Cost	-	-	-	-	-	-	-	-	-	-	-	-	-	-	-	-
Transmission Cost	-	-	-	-	-	-	-	-	-	-	-	-	-	-	-	-
Fixed O&M	-	-	-	-	-	-	-	-	-	-	-	-	-	-	-	-
Non-Fuel Variable O&M	-	-	-	-	-	-	-	-	-	-	-	-	-	-	-	-
Consumables	-	-	-	-	-	-	-	-	-	-	-	-	-	-	-	-
Waste Disposal/(By-product Sales)	-	-	-	-	-	-	-	-	-	-	-	-	-	-	-	-
Overheads	-	-	-	-	-	-	-	-	-	-	-	-	-	-	-	-
Property Taxes	-	-	-	-	-	-	-	-	-	-	-	-	-	-	-	-
Avoided Capacity Payment	-	-	-	-	-	-	-	-	-	-	-	-	-	-	-	-
Change in Production Costs	-	-	-	-	-	-	-	-	-	-	-	-	-	-	-	-
Total Expenses	-	-	-	-	-	-	-	-	-	-	-	-	-	-	-	-
Return	-	-	-	-	-	-	-	-	-	-	-	-	-	-	-	-
Book Depreciation	-	-	-	-	-	-	-	-	-	-	-	-	-	-	-	-
Deferred Taxes	-	-	-	-	-	-	-	-	-	-	-	-	-	-	-	-
Book Depreciation, Deferred Taxes, and Return	-	-	-	-	-	-	-	-	-	-	-	-	-	-	-	-
Income Tax Required	-	-	-	-	-	-	-	-	-	-	-	-	-	-	-	-
Revenue Requirements	-	-	-	-	-	-	-	-	-	-	-	-	-	-	-	-
PV of Revenue Requirements (\$000s)	-	-	-	-	-	-	-	-	-	-	-	-	-	-	-	-
Cumulative Revenue Requirements	-	-	-	-	-	-	-	-	-	-	-	-	-	-	-	-
PVRR (\$000s)	-	-	-	-	-	-	-	-	-	-	-	-	-	-	-	-

1
2
3
4
5
6
7
8
9
10
11
12
13

Anclote 2 LNB-SOFA

2023 2024 2025 2026 2027 2028 2029 2030 2031 2032 2033 2034 2035 2036 2037 2038 2039

Revenue Requirements Cal

Expenses\ Avoided Costs:

	2023	2024	2025	2026	2027	2028	2029	2030	2031	2032	2033	2034	2035	2036	2037	2038	2039
Fuel Costs	-	-	-	-	-	-	-	-	-	-	-	-	-	-	-	-	-
Fuel Reservation Charge	-	-	-	-	-	-	-	-	-	-	-	-	-	-	-	-	-
Capacity Cost	-	-	-	-	-	-	-	-	-	-	-	-	-	-	-	-	-
Transmission Cost	-	-	-	-	-	-	-	-	-	-	-	-	-	-	-	-	-
Fixed O&M	-	-	-	-	-	-	-	-	-	-	-	-	-	-	-	-	-
Non-Fuel Variable O&M	-	-	-	-	-	-	-	-	-	-	-	-	-	-	-	-	-
Consumables	-	-	-	-	-	-	-	-	-	-	-	-	-	-	-	-	-
Waste Disposal/(By-product Sales	-	-	-	-	-	-	-	-	-	-	-	-	-	-	-	-	-
Overheads	-	-	-	-	-	-	-	-	-	-	-	-	-	-	-	-	-
Property Taxes	-	-	-	-	-	-	-	-	-	-	-	-	-	-	-	-	-
Avoided Capacity Payment	-	-	-	-	-	-	-	-	-	-	-	-	-	-	-	-	-
Change in Production Costs	-	-	-	-	-	-	-	-	-	-	-	-	-	-	-	-	-
Total Expenses	-	-	-	-	-	-	-	-	-	-	-	-	-	-	-	-	-
Return	-	-	-	-	-	-	-	-	-	-	-	-	-	-	-	-	-
Book Depreciation	-	-	-	-	-	-	-	-	-	-	-	-	-	-	-	-	-
Deferred Taxes	-	-	-	-	-	-	-	-	-	-	-	-	-	-	-	-	-
Book Depreciation, Deferred Ta	-	-	-	-	-	-	-	-	-	-	-	-	-	-	-	-	-
Income Tax Required	-	-	-	-	-	-	-	-	-	-	-	-	-	-	-	-	-
Revenue Requirements	-	-	-	-	-	-	-	-	-	-	-	-	-	-	-	-	-
PV of Revenue Requirements (\$0	-	-	-	-	-	-	-	-	-	-	-	-	-	-	-	-	-
Cumulative Revenue Requireme	-	-	-	-	-	-	-	-	-	-	-	-	-	-	-	-	-
PVRR (\$000s)	-	-	-	-	-	-	-	-	-	-	-	-	-	-	-	-	-

1
2
3
4
5
6
7
8
9
10
11
12

6

Crystal River 1 ACI

2006 2007 2008 2009 2010 2011 2012 2013 2014 2015 2016 2017 2018 2019 2020 2021 2022

Revenue Requirements Calculation

Expenses\ Avoided Costs:

Fuel Costs	-	-	-	-	-	-	-	-	-	-	-	-	-	-	-	-
Fuel Reservation Charge	-	-	-	-	-	-	-	-	-	-	-	-	-	-	-	-
Capacity Cost	-	-	-	-	-	-	-	-	-	-	-	-	-	-	-	-
Transmission Cost	-	-	-	-	-	-	-	-	-	-	-	-	-	-	-	-
Fixed O&M	-	-	-	-	-	-	-	-	-	-	-	-	-	-	-	-
Non-Fuel Variable O&M	-	-	-	-	-	-	-	-	-	-	-	-	-	-	-	-
Consumables	-	-	-	-	-	-	-	-	-	-	-	-	-	-	-	-
Waste Disposal/(By-product Sales)	-	-	-	-	-	-	-	-	-	-	-	-	-	-	-	-
Overheads	-	-	-	-	-	-	-	-	-	-	-	-	-	-	-	-
Property Taxes	-	-	-	-	-	-	-	-	-	-	-	-	-	-	-	-
Avoided Capacity Payment	-	-	-	-	-	-	-	-	-	-	-	-	-	-	-	-
Change in Production Costs	-	-	-	-	-	-	-	-	-	-	-	-	-	-	-	-
Total Expenses	-	-	-	-	-	-	-	-	-	-	-	-	-	-	-	-

Return	-	-	-	-	-	-	-	-	-	-	-	-	-	-	-	-
Book Depreciation	-	-	-	-	-	-	-	-	-	-	-	-	-	-	-	-
Deferred Taxes	-	-	-	-	-	-	-	-	-	-	-	-	-	-	-	-
Book Depreciation, Deferred Taxes, and Return	-	-	-	-	-	-	-	-	-	-	-	-	-	-	-	-

Income Tax Required	-	-	-	-	-	-	-	-	-	-	-	-	-	-	-	-
----------------------------	---	---	---	---	---	---	---	---	---	---	---	---	---	---	---	---

Revenue Requirements	-	-	-	-	-	-	-	-	-	-	-	-	-	-	-	-
-----------------------------	---	---	---	---	---	---	---	---	---	---	---	---	---	---	---	---

PV of Revenue Requirements (\$000s)	-	-	-	-	-	-	-	-	-	-	-	-	-	-	-	-
Cumulative Revenue Requirements	-	-	-	-	-	-	-	-	-	-	-	-	-	-	-	-
PVRR (\$000s)	-	-	-	-	-	-	-	-	-	-	-	-	-	-	-	-

1
2
3
4
5
6
7
8

Crystal River 1 ACI

	2023	2024	2025	2026	2027	2028	2029	2030	2031	2032	2033	2034	2035	2036	2037	2038	2039
		Inservice															
Revenue Requirements Cal																	
Expenses\ Avoided Costs:																	
Fuel Costs	-	-	-	-	-	-	-	-	-	-	-	-	-	-	-	-	-
Fuel Reservation Charge	-	-	-	-	-	-	-	-	-	-	-	-	-	-	-	-	-
Capacity Cost	-	-	-	-	-	-	-	-	-	-	-	-	-	-	-	-	-
Transmission Cost	-	-	-	-	-	-	-	-	-	-	-	-	-	-	-	-	-
Fixed O&M	-	-	-	-	-	-	-	-	-	-	-	-	-	-	-	-	-
Non-Fuel Variable O&M	-	-	-	-	-	-	-	-	-	-	-	-	-	-	-	-	-
Consumables	-	-	-	-	-	-	-	-	-	-	-	-	-	-	-	-	-
Waste Disposal/(By-product Sales	-	-	-	-	-	-	-	-	-	-	-	-	-	-	-	-	-
Overheads	-	-	-	-	-	-	-	-	-	-	-	-	-	-	-	-	-
Property Taxes	-	-	-	-	-	-	-	-	-	-	-	-	-	-	-	-	-
Avoided Capacity Payment	-	-	-	-	-	-	-	-	-	-	-	-	-	-	-	-	-
Change in Production Costs	-	-	-	-	-	-	-	-	-	-	-	-	-	-	-	-	-
Total Expenses	-	-	-	-	-	-	-	-	-	-	-	-	-	-	-	-	-
Return	-	-	-	-	-	-	-	-	-	-	-	-	-	-	-	-	-
Book Depreciation	-	-	-	-	-	-	-	-	-	-	-	-	-	-	-	-	-
Deferred Taxes	-	-	-	-	-	-	-	-	-	-	-	-	-	-	-	-	-
Book Depreciation, Deferred Ta	-	-	-	-	-	-	-	-	-	-	-	-	-	-	-	-	-
Income Tax Required	-	-	-	-	-	-	-	-	-	-	-	-	-	-	-	-	-
Revenue Requirements	-	-	-	-	-	-	-	-	-	-	-	-	-	-	-	-	-
PV of Revenue Requirements (\$0	-	-	-	-	-	-	-	-	-	-	-	-	-	-	-	-	-
Cumulative Revenue Requireme	-	-	-	-	-	-	-	-	-	-	-	-	-	-	-	-	-
PVRR (\$000s)	-	-	-	-	-	-	-	-	-	-	-	-	-	-	-	-	-

1
2
3
4
5
6
7
8
9
10
11
12

Crystal River 1 FGD

2006 2007 2008 2009 2010 2011 2012 2013 2014 2015 2016 2017 2018 2019 2020 2021 2022

Inservice

Revenue Requirements Calculation

Expenses\ Avoided Costs:

	2006	2007	2008	2009	2010	2011	2012	2013	2014	2015	2016	2017	2018	2019	2020	2021	2022
Fuel Costs	-	-	-	-	-	-	-	-	-	-	-	-	-	-	-	-	-
Fuel Reservation Charge	-	-	-	-	-	-	-	-	-	-	-	-	-	-	-	-	-
Capacity Cost	-	-	-	-	-	-	-	-	-	-	-	-	-	-	-	-	-
Transmission Cost	-	-	-	-	-	-	-	-	-	-	-	-	-	-	-	-	-
Fixed O&M	-	-	-	-	-	-	-	-	-	-	-	-	-	-	-	-	-
Non-Fuel Variable O&M	-	-	-	-	-	-	-	-	-	-	-	-	-	-	-	-	-
Consumables	-	-	-	-	-	-	-	-	-	-	-	-	-	-	-	-	-
Waste Disposal/(By-product Sales)	-	-	-	-	-	-	-	-	-	-	-	-	-	-	-	-	-
Overheads	-	-	-	-	-	-	-	-	-	-	-	-	-	-	-	-	-
Property Taxes	-	-	-	-	-	-	-	-	-	-	-	-	-	-	-	-	-
Avoided Capacity Payment	-	-	-	-	-	-	-	-	-	-	-	-	-	-	-	-	-
Change in Production Costs	-	-	-	-	-	-	-	-	-	-	-	-	-	-	-	-	-
Total Expenses	-	-	-	-	-	-	-	-	-	-	-	-	-	-	-	-	-
Return	-	-	-	-	-	-	-	-	-	-	-	-	-	-	-	-	-
Book Depreciation	-	-	-	-	-	-	-	-	-	-	-	-	-	-	-	-	-
Deferred Taxes	-	-	-	-	-	-	-	-	-	-	-	-	-	-	-	-	-
Book Depreciation, Deferred Taxes, and Return	-	-	-	-	-	-	-	-	-	-	-	-	-	-	-	-	-
Income Tax Required	-	-	-	-	-	-	-	-	-	-	-	-	-	-	-	-	-
Revenue Requirements	-	-	-	-	-	-	-	-	-	-	-	-	-	-	-	-	-
PV of Revenue Requirements (\$000s)	-	-	-	-	-	-	-	-	-	-	-	-	-	-	-	-	-
Cumulative Revenue Requirements	-	-	-	-	-	-	-	-	-	-	-	-	-	-	-	-	-
PVRR (\$000s)	-	-	-	-	-	-	-	-	-	-	-	-	-	-	-	-	-

1
2
3
4
5
6
7
8
9
10
11
12
13
14

Crystal River 1 FGD

2023 2024 2025 2026 2027 2028 2029 2030 2031 2032 2033 2034 2035 2036 2037 2038 2039

Revenue Requirements Cal

Expenses/ Avoided Costs:

Fuel Costs	-	-	-	-	-	-	-	-	-	-	-	-	-	-	-	-
Fuel Reservation Charge	-	-	-	-	-	-	-	-	-	-	-	-	-	-	-	-
Capacity Cost	-	-	-	-	-	-	-	-	-	-	-	-	-	-	-	-
Transmission Cost	-	-	-	-	-	-	-	-	-	-	-	-	-	-	-	-
Fixed O&M	[REDACTED]															
Non-Fuel Variable O&M	[REDACTED]															
Consumables	-	-	-	-	-	-	-	-	-	-	-	-	-	-	-	-
Waste Disposal/(By-product Sales	-	-	-	-	-	-	-	-	-	-	-	-	-	-	-	-
Overheads	[REDACTED]															
Property Taxes	[REDACTED]															
Avoided Capacity Payment	-	-	-	-	-	-	-	-	-	-	-	-	-	-	-	-
Change in Production Costs	-	-	-	-	-	-	-	-	-	-	-	-	-	-	-	-
Total Expenses	[REDACTED]															
Return	[REDACTED]															
Book Depreciation	[REDACTED]															
Deferred Taxes	[REDACTED]															
Book Depreciation, Deferred Ta	[REDACTED]															
Income Tax Required	[REDACTED]															
Revenue Requirements	[REDACTED]															
PV of Revenue Requirements (\$0	[REDACTED]															
Cumulative Revenue Requireme	[REDACTED]															
PVRR (\$000s)	[REDACTED]															

1
2
3
4
5
6
7
8
10
11
12
13

Crystal River 1 FGD

	2006	2007	2008	2009	2010	2011	2012	2013	2014	2015 Inservice	2016	2017	2018	2019	2020	2021	2022
Revenue Requirements Calculation																	
Expenses\ Avoided Costs:																	
Fuel Costs	-	-	-	-	-	-	-	-	-	-	-	-	-	-	-	-	-
Fuel Reservation Charge	-	-	-	-	-	-	-	-	-	-	-	-	-	-	-	-	-
Capacity Cost	-	-	-	-	-	-	-	-	-	-	-	-	-	-	-	-	-
Transmission Cost	-	-	-	-	-	-	-	-	-	-	-	-	-	-	-	-	-
Fixed O&M	-	-	-	-	-	-	-	-	-	-	-	-	-	-	-	-	-
Non-Fuel Variable O&M	-	-	-	-	-	-	-	-	-	-	-	-	-	-	-	-	-
Consumables	-	-	-	-	-	-	-	-	-	-	-	-	-	-	-	-	-
Waste Disposal/(By-product Sales)	-	-	-	-	-	-	-	-	-	-	-	-	-	-	-	-	-
Overheads	-	-	-	-	-	-	-	-	-	-	-	-	-	-	-	-	-
Property Taxes	-	-	-	-	-	-	-	-	-	-	-	-	-	-	-	-	-
Avoided Capacity Payment	-	-	-	-	-	-	-	-	-	-	-	-	-	-	-	-	-
Change in Production Costs	-	-	-	-	-	-	-	-	-	-	-	-	-	-	-	-	-
Total Expenses	-	-	-	-	-	-	-	-	-	-	-	-	-	-	-	-	-
Return	-	-	-	-	-	-	-	-	-	-	-	-	-	-	-	-	-
Book Depreciation	-	-	-	-	-	-	-	-	-	-	-	-	-	-	-	-	-
Deferred Taxes	-	-	-	-	-	-	-	-	-	-	-	-	-	-	-	-	-
Book Depreciation, Deferred Taxes, and Return	-	-	-	-	-	-	-	-	-	-	-	-	-	-	-	-	-
Income Tax Required	-	-	-	-	-	-	-	-	-	-	-	-	-	-	-	-	-
Revenue Requirements	-	-	-	-	-	-	-	-	-	-	-	-	-	-	-	-	-
PV of Revenue Requirements (\$000s)	-	-	-	-	-	-	-	-	-	-	-	-	-	-	-	-	-
Cumulative Revenue Requirements	-	-	-	-	-	-	-	-	-	-	-	-	-	-	-	-	-
PVRR (\$000s)	-	-	-	-	-	-	-	-	-	-	-	-	-	-	-	-	-

1
2
3
4
5
6
7
8
9
10
11
12
13
14

Crystal River 1 FGD

2023 2024 2025 2026 2027 2028 2029 2030 2031 2032 2033 2034 2035 2036 2037 2038 2039

Revenue Requirements Cal

Expenses\ Avoided Costs:

Fuel Costs	-	-	-	-	-	-	-	-	-	-	-	-	-	-	-	-
Fuel Reservation Charge	-	-	-	-	-	-	-	-	-	-	-	-	-	-	-	-
Capacity Cost	-	-	-	-	-	-	-	-	-	-	-	-	-	-	-	-
Transmission Cost	-	-	-	-	-	-	-	-	-	-	-	-	-	-	-	-
Fixed O&M	[REDACTED]															
Non-Fuel Variable O&M	[REDACTED]															
Consumables	-	-	-	-	-	-	-	-	-	-	-	-	-	-	-	-
Waste Disposal/(By-product Sales	-	-	-	-	-	-	-	-	-	-	-	-	-	-	-	-
Overheads	[REDACTED]															
Property Taxes	[REDACTED]															
Avoided Capacity Payment	-	-	-	-	-	-	-	-	-	-	-	-	-	-	-	-
Change in Production Costs	-	-	-	-	-	-	-	-	-	-	-	-	-	-	-	-
Total Expenses	[REDACTED]															
Return	[REDACTED]															
Book Depreciation	[REDACTED]															
Deferred Taxes	[REDACTED]															
Book Depreciation, Deferred Ta	[REDACTED]															
Income Tax Required	[REDACTED]															
Revenue Requirements	[REDACTED]															
PV of Revenue Requirements (\$0	[REDACTED]															
Cumulative Revenue Requireme	[REDACTED]															
PVRR (\$000s)	[REDACTED]															

1
2
3
4
5
6
7
8
9
10
11
12
13

12

Crystal River 1 FGD

2006 2007 2008 2009 2010
Inservice 2011 2012 2013 2014 2015 2016 2017 2018 2019 2020 2021 2022

Revenue Requirements Calculation

Expenses/ Avoided Costs:

Fuel Costs	-	-	-	-	-	-	-	-	-	-	-	-	-	-	-	-	-
Fuel Reservation Charge	-	-	-	-	-	-	-	-	-	-	-	-	-	-	-	-	-
Capacity Cost	-	-	-	-	-	-	-	-	-	-	-	-	-	-	-	-	-
Transmission Cost	-	-	-	-	-	-	-	-	-	-	-	-	-	-	-	-	-
Fixed O&M	-	-	-	-	-	-	-	-	-	-	-	-	-	-	-	-	-
Non-Fuel Variable O&M	-	-	-	-	-	-	-	-	-	-	-	-	-	-	-	-	-
Consumables	-	-	-	-	-	-	-	-	-	-	-	-	-	-	-	-	-
Waste Disposal/(By-product Sales)	-	-	-	-	-	-	-	-	-	-	-	-	-	-	-	-	-
Overheads	-	-	-	-	-	-	-	-	-	-	-	-	-	-	-	-	-
Property Taxes	-	-	-	-	-	-	-	-	-	-	-	-	-	-	-	-	-
Avoided Capacity Payment	-	-	-	-	-	-	-	-	-	-	-	-	-	-	-	-	-
Change in Production Costs	-	-	-	-	-	-	-	-	-	-	-	-	-	-	-	-	-
Total Expenses	-	-	-	-	-	-	-	-	-	-	-	-	-	-	-	-	-
Return	-	-	-	-	-	-	-	-	-	-	-	-	-	-	-	-	-
Book Depreciation	-	-	-	-	-	-	-	-	-	-	-	-	-	-	-	-	-
Deferred Taxes	-	-	-	-	-	-	-	-	-	-	-	-	-	-	-	-	-
Book Depreciation, Deferred Taxes, and Return	-	-	-	-	-	-	-	-	-	-	-	-	-	-	-	-	-
Income Tax Required	-	-	-	-	-	-	-	-	-	-	-	-	-	-	-	-	-
Revenue Requirements	-	-	-	-	-	-	-	-	-	-	-	-	-	-	-	-	-
PV of Revenue Requirements (\$000s)	-	-	-	-	-	-	-	-	-	-	-	-	-	-	-	-	-
Cumulative Revenue Requirements	-	-	-	-	-	-	-	-	-	-	-	-	-	-	-	-	-
PVRR (\$000s)	-	-	-	-	-	-	-	-	-	-	-	-	-	-	-	-	-

1
2
3
4
5
6
7
8
9
10
11
12
13
14

Crystal River 1 FGD

2023 2024 2025 2026 2027 2028 2029 2030 2031 2032 2033 2034 2035 2036 2037 2038 2039

Revenue Requirements Cal

Expenses\ Avoided Costs:

Fuel Costs	-	-	-	-	-	-	-	-	-	-	-	-	-	-	-	-
Fuel Reservation Charge	-	-	-	-	-	-	-	-	-	-	-	-	-	-	-	-
Capacity Cost	-	-	-	-	-	-	-	-	-	-	-	-	-	-	-	-
Transmission Cost	-	-	-	-	-	-	-	-	-	-	-	-	-	-	-	-
Fixed O&M	-	-	-	-	-	-	-	-	-	-	-	-	-	-	-	-
Non-Fuel Variable O&M	-	-	-	-	-	-	-	-	-	-	-	-	-	-	-	-
Consumables	-	-	-	-	-	-	-	-	-	-	-	-	-	-	-	-
Waste Disposal\By-product Sales	-	-	-	-	-	-	-	-	-	-	-	-	-	-	-	-
Overheads	-	-	-	-	-	-	-	-	-	-	-	-	-	-	-	-
Property Taxes	-	-	-	-	-	-	-	-	-	-	-	-	-	-	-	-
Avoided Capacity Payment	-	-	-	-	-	-	-	-	-	-	-	-	-	-	-	-
Change in Production Costs	-	-	-	-	-	-	-	-	-	-	-	-	-	-	-	-
Total Expenses	-	-	-	-	-	-	-	-	-	-	-	-	-	-	-	-
Return	-	-	-	-	-	-	-	-	-	-	-	-	-	-	-	-
Book Depreciation	-	-	-	-	-	-	-	-	-	-	-	-	-	-	-	-
Deferred Taxes	-	-	-	-	-	-	-	-	-	-	-	-	-	-	-	-
Book Depreciation, Deferred Ta	-	-	-	-	-	-	-	-	-	-	-	-	-	-	-	-
Income Tax Required	-	-	-	-	-	-	-	-	-	-	-	-	-	-	-	-
Revenue Requirements	-	-	-	-	-	-	-	-	-	-	-	-	-	-	-	-
PV of Revenue Requirements (\$0	-	-	-	-	-	-	-	-	-	-	-	-	-	-	-	-
Cumulative Revenue Requireme	-	-	-	-	-	-	-	-	-	-	-	-	-	-	-	-
PVRR (\$000s)	-	-	-	-	-	-	-	-	-	-	-	-	-	-	-	-

1
2
3
4
5
6
7
8
9
10
11
12
13

12f

Crystal River 1 FGD

2006 2007 2008 2009 2010 2011 2012 2013 2014 2015 2016 2017 2018 2019 2020 2021 2022

Inservice

Revenue Requirements Calculation

Expenses\ Avoided Costs:

Fuel Costs	-	-	-	-	-	-	-	-	-	-	-	-	-	-	-	-
Fuel Reservation Charge	-	-	-	-	-	-	-	-	-	-	-	-	-	-	-	-
Capacity Cost	-	-	-	-	-	-	-	-	-	-	-	-	-	-	-	-
Transmission Cost	-	-	-	-	-	-	-	-	-	-	-	-	-	-	-	-
Fixed O&M	-	-	-	-	-	-	-	-	-	-	-	-	-	-	-	-
Non-Fuel Variable O&M	-	-	-	-	-	-	-	-	-	-	-	-	-	-	-	-
Consumables	-	-	-	-	-	-	-	-	-	-	-	-	-	-	-	-
Waste Disposal/(By-product Sales)	-	-	-	-	-	-	-	-	-	-	-	-	-	-	-	-
Overheads	-	-	-	-	-	-	-	-	-	-	-	-	-	-	-	-
Property Taxes	-	-	-	-	-	-	-	-	-	-	-	-	-	-	-	-
Avoided Capacity Payment	-	-	-	-	-	-	-	-	-	-	-	-	-	-	-	-
Change in Production Costs	-	-	-	-	-	-	-	-	-	-	-	-	-	-	-	-
Total Expenses	-	-	-	-	-	-	-	-	-	-	-	-	-	-	-	-
Return	-	-	-	-	-	-	-	-	-	-	-	-	-	-	-	-
Book Depreciation	-	-	-	-	-	-	-	-	-	-	-	-	-	-	-	-
Deferred Taxes	-	-	-	-	-	-	-	-	-	-	-	-	-	-	-	-
Book Depreciation, Deferred Taxes, and Return	-	-	-	-	-	-	-	-	-	-	-	-	-	-	-	-
Income Tax Required	-	-	-	-	-	-	-	-	-	-	-	-	-	-	-	-
Revenue Requirements	-	-	-	-	-	-	-	-	-	-	-	-	-	-	-	-
PV of Revenue Requirements (\$000s)	-	-	-	-	-	-	-	-	-	-	-	-	-	-	-	-
Cumulative Revenue Requirements	-	-	-	-	-	-	-	-	-	-	-	-	-	-	-	-
PVRR (\$000s)	-	-	-	-	-	-	-	-	-	-	-	-	-	-	-	-

1
2
3
4
5
6
7
8
9
10
11
12
13
14

Crystal River 1 FGD

2023 2024 2025 2026 2027 2028 2029 2030 2031 2032 2033 2034 2035 2036 2037 2038 2039

Revenue Requirements Cal

Expenses\ Avoided Costs:

	2023	2024	2025	2026	2027	2028	2029	2030	2031	2032	2033	2034	2035	2036	2037	2038	2039
Fuel Costs	-	-	-	-	-	-	-	-	-	-	-	-	-	-	-	-	-
Fuel Reservation Charge	-	-	-	-	-	-	-	-	-	-	-	-	-	-	-	-	-
Capacity Cost	-	-	-	-	-	-	-	-	-	-	-	-	-	-	-	-	-
Transmission Cost	-	-	-	-	-	-	-	-	-	-	-	-	-	-	-	-	-
Fixed O&M	-	-	-	-	-	-	-	-	-	-	-	-	-	-	-	-	-
Non-Fuel Variable O&M	-	-	-	-	-	-	-	-	-	-	-	-	-	-	-	-	-
Consumables	-	-	-	-	-	-	-	-	-	-	-	-	-	-	-	-	-
Waste Disposal/(By-product Sales)	-	-	-	-	-	-	-	-	-	-	-	-	-	-	-	-	-
Overheads	-	-	-	-	-	-	-	-	-	-	-	-	-	-	-	-	-
Property Taxes	-	-	-	-	-	-	-	-	-	-	-	-	-	-	-	-	-
Avoided Capacity Payment	-	-	-	-	-	-	-	-	-	-	-	-	-	-	-	-	-
Change in Production Costs	-	-	-	-	-	-	-	-	-	-	-	-	-	-	-	-	-
Total Expenses	-	-	-	-	-	-	-	-	-	-	-	-	-	-	-	-	-
Return	-	-	-	-	-	-	-	-	-	-	-	-	-	-	-	-	-
Book Depreciation	-	-	-	-	-	-	-	-	-	-	-	-	-	-	-	-	-
Deferred Taxes	-	-	-	-	-	-	-	-	-	-	-	-	-	-	-	-	-
Book Depreciation, Deferred Ta	-	-	-	-	-	-	-	-	-	-	-	-	-	-	-	-	-
Income Tax Required	-	-	-	-	-	-	-	-	-	-	-	-	-	-	-	-	-
Revenue Requirements	-	-	-	-	-	-	-	-	-	-	-	-	-	-	-	-	-
PV of Revenue Requirements (\$0	-	-	-	-	-	-	-	-	-	-	-	-	-	-	-	-	-
Cumulative Revenue Requireme	-	-	-	-	-	-	-	-	-	-	-	-	-	-	-	-	-
PVRR (\$000s)	-	-	-	-	-	-	-	-	-	-	-	-	-	-	-	-	-

1
2
3
4
5
6
7
8
9
10
11
12
13

Crystal River 1 SCR

	2006	2007	2008	2009	2010	2011	2012 Inservice	2013	2014	2015	2016	2017	2018	2019	2020	2021	2022
Revenue Requirements Calculation																	
Expenses/ Avoided Costs:																	
Fuel Costs	-	-	-	-	-	-	-	-	-	-	-	-	-	-	-	-	-
Fuel Reservation Charge	-	-	-	-	-	-	-	-	-	-	-	-	-	-	-	-	-
Capacity Cost	-	-	-	-	-	-	-	-	-	-	-	-	-	-	-	-	-
Transmission Cost	-	-	-	-	-	-	-	-	-	-	-	-	-	-	-	-	-
Fixed O&M	-	-	-	-	-	-	-	-	-	-	-	-	-	-	-	-	-
Non-Fuel Variable O&M	-	-	-	-	-	-	-	-	-	-	-	-	-	-	-	-	-
Consumables	-	-	-	-	-	-	-	-	-	-	-	-	-	-	-	-	-
Waste Disposal/(By-product Sales)	-	-	-	-	-	-	-	-	-	-	-	-	-	-	-	-	-
Overheads	-	-	-	-	-	-	-	-	-	-	-	-	-	-	-	-	-
Property Taxes	-	-	-	-	-	-	-	-	-	-	-	-	-	-	-	-	-
Avoided Capacity Payment	-	-	-	-	-	-	-	-	-	-	-	-	-	-	-	-	-
Change in Production Costs	-	-	-	-	-	-	-	-	-	-	-	-	-	-	-	-	-
Total Expenses	-	-	-	-	-	-	-	-	-	-	-	-	-	-	-	-	-
Return	-	-	-	-	-	-	-	-	-	-	-	-	-	-	-	-	-
Book Depreciation	-	-	-	-	-	-	-	-	-	-	-	-	-	-	-	-	-
Deferred Taxes	-	-	-	-	-	-	-	-	-	-	-	-	-	-	-	-	-
Book Depreciation, Deferred Taxes, and Return	-	-	-	-	-	-	-	-	-	-	-	-	-	-	-	-	-
Income Tax Required	-	-	-	-	-	-	-	-	-	-	-	-	-	-	-	-	-
Revenue Requirements	-	-	-	-	-	-	-	-	-	-	-	-	-	-	-	-	-
PV of Revenue Requirements (\$000s)	-	-	-	-	-	-	-	-	-	-	-	-	-	-	-	-	-
Cumulative Revenue Requirements	-	-	-	-	-	-	-	-	-	-	-	-	-	-	-	-	-
PVRR (\$000s)	-	-	-	-	-	-	-	-	-	-	-	-	-	-	-	-	-

1
2
3
4
5
6
7
8
9
10
11
12
13
14

Crystal River 1 SCR

2023 2024 2025 2026 2027 2028 2029 2030 2031 2032 2033 2034 2035 2036 2037 2038 2039

Revenue Requirements Cal

Expenses\ Avoided Costs:

Fuel Costs	-	-	-	-	-	-	-	-	-	-	-	-	-	-	-	-	1
Fuel Reservation Charge	-	-	-	-	-	-	-	-	-	-	-	-	-	-	-	-	2
Capacity Cost	-	-	-	-	-	-	-	-	-	-	-	-	-	-	-	-	3
Transmission Cost	-	-	-	-	-	-	-	-	-	-	-	-	-	-	-	-	4
Fixed O&M	-	-	-	-	-	-	-	-	-	-	-	-	-	-	-	-	5
Non-Fuel Variable O&M	-	-	-	-	-	-	-	-	-	-	-	-	-	-	-	-	6
Consumables	-	-	-	-	-	-	-	-	-	-	-	-	-	-	-	-	7
Waste Disposal/(By-product Sales)	-	-	-	-	-	-	-	-	-	-	-	-	-	-	-	-	8
Overheads	-	-	-	-	-	-	-	-	-	-	-	-	-	-	-	-	9
Property Taxes	-	-	-	-	-	-	-	-	-	-	-	-	-	-	-	-	10
Avoided Capacity Payment	-	-	-	-	-	-	-	-	-	-	-	-	-	-	-	-	11
Change in Production Costs	-	-	-	-	-	-	-	-	-	-	-	-	-	-	-	-	12
Total Expenses	-	-	-	-	-	-	-	-	-	-	-	-	-	-	-	-	13
Return	-	-	-	-	-	-	-	-	-	-	-	-	-	-	-	-	14
Book Depreciation	-	-	-	-	-	-	-	-	-	-	-	-	-	-	-	-	15
Deferred Taxes	-	-	-	-	-	-	-	-	-	-	-	-	-	-	-	-	16
Book Depreciation, Deferred Ta	-	-	-	-	-	-	-	-	-	-	-	-	-	-	-	-	17
Income Tax Required	-	-	-	-	-	-	-	-	-	-	-	-	-	-	-	-	18
Revenue Requirements	-	-	-	-	-	-	-	-	-	-	-	-	-	-	-	-	19
PV of Revenue Requirements (\$0	-	-	-	-	-	-	-	-	-	-	-	-	-	-	-	-	20
Cumulative Revenue Requireme	-	-	-	-	-	-	-	-	-	-	-	-	-	-	-	-	21
PVRR (\$000s)	-	-	-	-	-	-	-	-	-	-	-	-	-	-	-	-	22

Crystal River 1 SCR

2006 2007 2008 2009 2010 2011 2012 2013 2014 2015 2016 2017 2018 2019 2020 2021 2022

Inservice

Revenue Requirements Calculation

Expenses/ Avoided Costs:

Fuel Costs	-	-	-	-	-	-	-	-	-	-	-	-	-	-	-	-
Fuel Reservation Charge	-	-	-	-	-	-	-	-	-	-	-	-	-	-	-	-
Capacity Cost	-	-	-	-	-	-	-	-	-	-	-	-	-	-	-	-
Transmission Cost	-	-	-	-	-	-	-	-	-	-	-	-	-	-	-	-
Fixed O&M	-	-	-	-	-	-	-	-	-	-	-	-	-	-	-	-
Non-Fuel Variable O&M	-	-	-	-	-	-	-	-	-	-	-	-	-	-	-	-
Consumables	-	-	-	-	-	-	-	-	-	-	-	-	-	-	-	-
Waste Disposal/(By-product Sales)	-	-	-	-	-	-	-	-	-	-	-	-	-	-	-	-
Overheads	-	-	-	-	-	-	-	-	-	-	-	-	-	-	-	-
Property Taxes	-	-	-	-	-	-	-	-	-	-	-	-	-	-	-	-
Avoided Capacity Payment	-	-	-	-	-	-	-	-	-	-	-	-	-	-	-	-
Change in Production Costs	-	-	-	-	-	-	-	-	-	-	-	-	-	-	-	-
Total Expenses	-	-	-	-	-	-	-	-	-	-	-	-	-	-	-	-
Return	-	-	-	-	-	-	-	-	-	-	-	-	-	-	-	-
Book Depreciation	-	-	-	-	-	-	-	-	-	-	-	-	-	-	-	-
Deferred Taxes	-	-	-	-	-	-	-	-	-	-	-	-	-	-	-	-
Book Depreciation, Deferred Taxes, and Return	-	-	-	-	-	-	-	-	-	-	-	-	-	-	-	-
Income Tax Required	-	-	-	-	-	-	-	-	-	-	-	-	-	-	-	-
Revenue Requirements	-	-	-	-	-	-	-	-	-	-	-	-	-	-	-	-
PV of Revenue Requirements (\$000s)	-	-	-	-	-	-	-	-	-	-	-	-	-	-	-	-
Cumulative Revenue Requirements	-	-	-	-	-	-	-	-	-	-	-	-	-	-	-	-
PVRR (\$000s)	-	-	-	-	-	-	-	-	-	-	-	-	-	-	-	-

1
2
3
4
5
6
7
8
9
10
11
12
13
14

Crystal River 1 SCR

2023 2024 2025 2026 2027 2028 2029 2030 2031 2032 2033 2034 2035 2036 2037 2038 2039

Revenue Requirements Cal

Expenses\ Avoided Costs:

Fuel Costs	-	-	-	-	-	-	-	-	-	-	-	-	-	-	-	-
Fuel Reservation Charge	-	-	-	-	-	-	-	-	-	-	-	-	-	-	-	-
Capacity Cost	-	-	-	-	-	-	-	-	-	-	-	-	-	-	-	-
Transmission Cost	-	-	-	-	-	-	-	-	-	-	-	-	-	-	-	-
Fixed O&M	-	-	-	-	-	-	-	-	-	-	-	-	-	-	-	-
Non-Fuel Variable O&M	-	-	-	-	-	-	-	-	-	-	-	-	-	-	-	-
Consumables	-	-	-	-	-	-	-	-	-	-	-	-	-	-	-	-
Waste Disposal/(By-product Sales)	-	-	-	-	-	-	-	-	-	-	-	-	-	-	-	-
Overheads	-	-	-	-	-	-	-	-	-	-	-	-	-	-	-	-
Property Taxes	-	-	-	-	-	-	-	-	-	-	-	-	-	-	-	-
Avoided Capacity Payment	-	-	-	-	-	-	-	-	-	-	-	-	-	-	-	-
Change in Production Costs	-	-	-	-	-	-	-	-	-	-	-	-	-	-	-	-
Total Expenses	-	-	-	-	-	-	-	-	-	-	-	-	-	-	-	-
Return	-	-	-	-	-	-	-	-	-	-	-	-	-	-	-	-
Book Depreciation	-	-	-	-	-	-	-	-	-	-	-	-	-	-	-	-
Deferred Taxes	-	-	-	-	-	-	-	-	-	-	-	-	-	-	-	-
Book Depreciation, Deferred Ta	-	-	-	-	-	-	-	-	-	-	-	-	-	-	-	-
Income Tax Required	-	-	-	-	-	-	-	-	-	-	-	-	-	-	-	-
Revenue Requirements	-	-	-	-	-	-	-	-	-	-	-	-	-	-	-	-
PV of Revenue Requirements (\$0	-	-	-	-	-	-	-	-	-	-	-	-	-	-	-	-
Cumulative Revenue Requireme	-	-	-	-	-	-	-	-	-	-	-	-	-	-	-	-
PVRR (\$000s)	-	-	-	-	-	-	-	-	-	-	-	-	-	-	-	-

1
2
3
4
5
6
7
8
9
10
11
12
13

Crystal River 1 SCR

2006 2007 2008 2009 2010 2011 2012 2013 2014 2015 2016 2017 2018 2019 2020 2021 2022

Inservice

Revenue Requirements Calculation

Expenses \ Avoided Costs:

Fuel Costs	-	-	-	-	-	-	-	-	-	-	-	-	-	-	-	-
Fuel Reservation Charge	-	-	-	-	-	-	-	-	-	-	-	-	-	-	-	-
Capacity Cost	-	-	-	-	-	-	-	-	-	-	-	-	-	-	-	-
Transmission Cost	-	-	-	-	-	-	-	-	-	-	-	-	-	-	-	-
Fixed O&M	-	-	-	-	-	-	-	-	-	-	-	-	-	-	-	-
Non-Fuel Variable O&M	-	-	-	-	-	-	-	-	-	-	-	-	-	-	-	-
Consumables	-	-	-	-	-	-	-	-	-	-	-	-	-	-	-	-
Waste Disposal/(By-product Sales)	-	-	-	-	-	-	-	-	-	-	-	-	-	-	-	-
Overheads	-	-	-	-	-	-	-	-	-	-	-	-	-	-	-	-
Property Taxes	-	-	-	-	-	-	-	-	-	-	-	-	-	-	-	-
Avoided Capacity Payment	-	-	-	-	-	-	-	-	-	-	-	-	-	-	-	-
Change in Production Costs	-	-	-	-	-	-	-	-	-	-	-	-	-	-	-	-
Total Expenses	-	-	-	-	-	-	-	-	-	-	-	-	-	-	-	-
Return	-	-	-	-	-	-	-	-	-	-	-	-	-	-	-	-
Book Depreciation	-	-	-	-	-	-	-	-	-	-	-	-	-	-	-	-
Deferred Taxes	-	-	-	-	-	-	-	-	-	-	-	-	-	-	-	-
Book Depreciation, Deferred Taxes, and Return	-	-	-	-	-	-	-	-	-	-	-	-	-	-	-	-
Income Tax Required	-	-	-	-	-	-	-	-	-	-	-	-	-	-	-	-
Revenue Requirements	-	-	-	-	-	-	-	-	-	-	-	-	-	-	-	-
PV of Revenue Requirements (\$000s)	-	-	-	-	-	-	-	-	-	-	-	-	-	-	-	-
Cumulative Revenue Requirements	-	-	-	-	-	-	-	-	-	-	-	-	-	-	-	-
PVRR (\$000s)	-	-	-	-	-	-	-	-	-	-	-	-	-	-	-	-

1
2
3
4
5
6
7
8
9
10
11
12
13
14

Crystal River 1 SCR

2023 2024 2025 2026 2027 2028 2029 2030 2031 2032 2033 2034 2035 2036 2037 2038 2039

Revenue Requirements Cal

Expenses/ Avoided Costs:

	2023	2024	2025	2026	2027	2028	2029	2030	2031	2032	2033	2034	2035	2036	2037	2038	2039
Fuel Costs	-	-	-	-	-	-	-	-	-	-	-	-	-	-	-	-	-
Fuel Reservation Charge	-	-	-	-	-	-	-	-	-	-	-	-	-	-	-	-	-
Capacity Cost	-	-	-	-	-	-	-	-	-	-	-	-	-	-	-	-	-
Transmission Cost	-	-	-	-	-	-	-	-	-	-	-	-	-	-	-	-	-
Fixed O&M	-	-	-	-	-	-	-	-	-	-	-	-	-	-	-	-	-
Non-Fuel Variable O&M	-	-	-	-	-	-	-	-	-	-	-	-	-	-	-	-	-
Consumables	-	-	-	-	-	-	-	-	-	-	-	-	-	-	-	-	-
Waste Disposal/(By-product Sales	-	-	-	-	-	-	-	-	-	-	-	-	-	-	-	-	-
Overheads	-	-	-	-	-	-	-	-	-	-	-	-	-	-	-	-	-
Property Taxes	-	-	-	-	-	-	-	-	-	-	-	-	-	-	-	-	-
Avoided Capacity Payment	-	-	-	-	-	-	-	-	-	-	-	-	-	-	-	-	-
Change in Production Costs	-	-	-	-	-	-	-	-	-	-	-	-	-	-	-	-	-
Total Expenses	-	-	-	-	-	-	-	-	-	-	-	-	-	-	-	-	-
Return	-	-	-	-	-	-	-	-	-	-	-	-	-	-	-	-	-
Book Depreciation	-	-	-	-	-	-	-	-	-	-	-	-	-	-	-	-	-
Deferred Taxes	-	-	-	-	-	-	-	-	-	-	-	-	-	-	-	-	-
Book Depreciation, Deferred Ta	-	-	-	-	-	-	-	-	-	-	-	-	-	-	-	-	-
Income Tax Required	-	-	-	-	-	-	-	-	-	-	-	-	-	-	-	-	-
Revenue Requirements	-	-	-	-	-	-	-	-	-	-	-	-	-	-	-	-	-
PV of Revenue Requirements (\$0	-	-	-	-	-	-	-	-	-	-	-	-	-	-	-	-	-
Cumulative Revenue Requireme	-	-	-	-	-	-	-	-	-	-	-	-	-	-	-	-	-
PVRR (\$000s)	-	-	-	-	-	-	-	-	-	-	-	-	-	-	-	-	-

1
2
3
4
5
6
7
8
9
10
11
12
13

22

Crystal River 1 SCR

	2006	2007	2008	2009	2010	2011	2012	2013	2014	2015	2016	2017	2018	2019	2020	2021	2022
										inservice							
Revenue Requirements Calculation																	
Expenses\ Avoided Costs:																	
Fuel Costs	-	-	-	-	-	-	-	-	-	-	-	-	-	-	-	-	-
Fuel Reservation Charge	-	-	-	-	-	-	-	-	-	-	-	-	-	-	-	-	-
Capacity Cost	-	-	-	-	-	-	-	-	-	-	-	-	-	-	-	-	-
Transmission Cost	-	-	-	-	-	-	-	-	-	-	-	-	-	-	-	-	-
Fixed O&M	-	-	-	-	-	-	-	-	-	-	-	-	-	-	-	-	-
Non-Fuel Variable O&M	-	-	-	-	-	-	-	-	-	-	-	-	-	-	-	-	-
Consumables	-	-	-	-	-	-	-	-	-	-	-	-	-	-	-	-	-
Waste Disposal/(By-product Sales)	-	-	-	-	-	-	-	-	-	-	-	-	-	-	-	-	-
Overheads	-	-	-	-	-	-	-	-	-	-	-	-	-	-	-	-	-
Property Taxes	-	-	-	-	-	-	-	-	-	-	-	-	-	-	-	-	-
Avoided Capacity Payment	-	-	-	-	-	-	-	-	-	-	-	-	-	-	-	-	-
Change in Production Costs	-	-	-	-	-	-	-	-	-	-	-	-	-	-	-	-	-
Total Expenses	-	-	-	-	-	-	-	-	-	-	-	-	-	-	-	-	-
Return	-	-	-	-	-	-	-	-	-	-	-	-	-	-	-	-	-
Book Depreciation	-	-	-	-	-	-	-	-	-	-	-	-	-	-	-	-	-
Deferred Taxes	-	-	-	-	-	-	-	-	-	-	-	-	-	-	-	-	-
Book Depreciation, Deferred Taxes, and Return	-	-	-	-	-	-	-	-	-	-	-	-	-	-	-	-	-
Income Tax Required	-	-	-	-	-	-	-	-	-	-	-	-	-	-	-	-	-
Revenue Requirements	-	-	-	-	-	-	-	-	-	-	-	-	-	-	-	-	-
PV of Revenue Requirements (\$000s)	-	-	-	-	-	-	-	-	-	-	-	-	-	-	-	-	-
Cumulative Revenue Requirements	-	-	-	-	-	-	-	-	-	-	-	-	-	-	-	-	-
PVRR (\$000s)	-	-	-	-	-	-	-	-	-	-	-	-	-	-	-	-	-

1
2
3
4
5
6
7
8
9
10
11
12
13
14

Crystal River 1 SCR

2023 2024 2025 2026 2027 2028 2029 2030 2031 2032 2033 2034 2035 2036 2037 2038 2039

Revenue Requirements Cal

Expenses/ Avoided Costs:

	2023	2024	2025	2026	2027	2028	2029	2030	2031	2032	2033	2034	2035	2036	2037	2038	2039
Fuel Costs	-	-	-	-	-	-	-	-	-	-	-	-	-	-	-	-	-
Fuel Reservation Charge	-	-	-	-	-	-	-	-	-	-	-	-	-	-	-	-	-
Capacity Cost	-	-	-	-	-	-	-	-	-	-	-	-	-	-	-	-	-
Transmission Cost	-	-	-	-	-	-	-	-	-	-	-	-	-	-	-	-	-
Fixed O&M	-	-	-	-	-	-	-	-	-	-	-	-	-	-	-	-	-
Non-Fuel Variable O&M	-	-	-	-	-	-	-	-	-	-	-	-	-	-	-	-	-
Consumables	-	-	-	-	-	-	-	-	-	-	-	-	-	-	-	-	-
Waste Disposal/(By-product Sales)	-	-	-	-	-	-	-	-	-	-	-	-	-	-	-	-	-
Overheads	-	-	-	-	-	-	-	-	-	-	-	-	-	-	-	-	-
Property Taxes	-	-	-	-	-	-	-	-	-	-	-	-	-	-	-	-	-
Avoided Capacity Payment	-	-	-	-	-	-	-	-	-	-	-	-	-	-	-	-	-
Change in Production Costs	-	-	-	-	-	-	-	-	-	-	-	-	-	-	-	-	-
Total Expenses	-	-	-	-	-	-	-	-	-	-	-	-	-	-	-	-	-
Return	-	-	-	-	-	-	-	-	-	-	-	-	-	-	-	-	-
Book Depreciation	-	-	-	-	-	-	-	-	-	-	-	-	-	-	-	-	-
Deferred Taxes	-	-	-	-	-	-	-	-	-	-	-	-	-	-	-	-	-
Book Depreciation, Deferred Ta	-	-	-	-	-	-	-	-	-	-	-	-	-	-	-	-	-
Income Tax Required	-	-	-	-	-	-	-	-	-	-	-	-	-	-	-	-	-
Revenue Requirements	-	-	-	-	-	-	-	-	-	-	-	-	-	-	-	-	-
PV of Revenue Requirements (\$0	-	-	-	-	-	-	-	-	-	-	-	-	-	-	-	-	-
Cumulative Revenue Requireme	-	-	-	-	-	-	-	-	-	-	-	-	-	-	-	-	-
PVRR (\$000s)	-	-	-	-	-	-	-	-	-	-	-	-	-	-	-	-	-

1
2
3
4
5
6
7
8
9
10
11
12
13

Crystal River 2 ACI	2006	2007	2008	2009	2010	2011	2012	2013	2014	2015	2016	2017	2018	2019	2020	2021	2022 Inservice
Revenue Requirements Calculation																	
Expenses\ Avoided Costs:																	
Fuel Costs	-	-	-	-	-	-	-	-	-	-	-	-	-	-	-	-	-
Fuel Reservation Charge	-	-	-	-	-	-	-	-	-	-	-	-	-	-	-	-	-
Capacity Cost	-	-	-	-	-	-	-	-	-	-	-	-	-	-	-	-	-
Transmission Cost	-	-	-	-	-	-	-	-	-	-	-	-	-	-	-	-	-
Fixed O&M	-	-	-	-	-	-	-	-	-	-	-	-	-	-	-	-	-
Non-Fuel Variable O&M	-	-	-	-	-	-	-	-	-	-	-	-	-	-	-	-	-
Consumables	-	-	-	-	-	-	-	-	-	-	-	-	-	-	-	-	-
Waste Disposal/(By-product Sales)	-	-	-	-	-	-	-	-	-	-	-	-	-	-	-	-	-
Overheads	-	-	-	-	-	-	-	-	-	-	-	-	-	-	-	-	-
Property Taxes	-	-	-	-	-	-	-	-	-	-	-	-	-	-	-	-	-
Avoided Capacity Payment	-	-	-	-	-	-	-	-	-	-	-	-	-	-	-	-	-
Change in Production Costs	-	-	-	-	-	-	-	-	-	-	-	-	-	-	-	-	-
Total Expenses	-	-	-	-	-	-	-	-	-	-	-	-	-	-	-	-	-
Return	-	-	-	-	-	-	-	-	-	-	-	-	-	-	-	-	-
Book Depreciation	-	-	-	-	-	-	-	-	-	-	-	-	-	-	-	-	-
Deferred Taxes	-	-	-	-	-	-	-	-	-	-	-	-	-	-	-	-	-
Book Depreciation, Deferred Taxes, and Return	-	-	-	-	-	-	-	-	-	-	-	-	-	-	-	-	-
Income Tax Required	-	-	-	-	-	-	-	-	-	-	-	-	-	-	-	-	-
Revenue Requirements	-	-	-	-	-	-	-	-	-	-	-	-	-	-	-	-	-
PV of Revenue Requirements (\$000s)	-	-	-	-	-	-	-	-	-	-	-	-	-	-	-	-	-
Cumulative Revenue Requirements	-	-	-	-	-	-	-	-	-	-	-	-	-	-	-	-	-
PVRR (\$000s)	-	-	-	-	-	-	-	-	-	-	-	-	-	-	-	-	-

1
2
3
4
5
6
7
8
9
10
11
12
13

Crystal River 2 ACI

2023 2024 2025 2026 2027 2028 2029 2030 2031 2032 2033 2034 2035 2036 2037 2038 2039

Revenue Requirements Cal

Expenses/ Avoided Costs:

Fuel Costs	-	-	-	-	-	-	-	-	-	-	-	-	-	-	-	-
Fuel Reservation Charge	-	-	-	-	-	-	-	-	-	-	-	-	-	-	-	-
Capacity Cost	-	-	-	-	-	-	-	-	-	-	-	-	-	-	-	-
Transmission Cost	-	-	-	-	-	-	-	-	-	-	-	-	-	-	-	-
Fixed O&M	-	-	-	-	-	-	-	-	-	-	-	-	-	-	-	-
Non-Fuel Variable O&M	-	-	-	-	-	-	-	-	-	-	-	-	-	-	-	-
Consumables	-	-	-	-	-	-	-	-	-	-	-	-	-	-	-	-
Waste Disposal/(By-product Sales)	-	-	-	-	-	-	-	-	-	-	-	-	-	-	-	-
Overheads	-	-	-	-	-	-	-	-	-	-	-	-	-	-	-	-
Property Taxes	-	-	-	-	-	-	-	-	-	-	-	-	-	-	-	-
Avoided Capacity Payment	-	-	-	-	-	-	-	-	-	-	-	-	-	-	-	-
Change in Production Costs	-	-	-	-	-	-	-	-	-	-	-	-	-	-	-	-
Total Expenses	-	-	-	-	-	-	-	-	-	-	-	-	-	-	-	-
Return	-	-	-	-	-	-	-	-	-	-	-	-	-	-	-	-
Book Depreciation	-	-	-	-	-	-	-	-	-	-	-	-	-	-	-	-
Deferred Taxes	-	-	-	-	-	-	-	-	-	-	-	-	-	-	-	-
Book Depreciation, Deferred Ta	-	-	-	-	-	-	-	-	-	-	-	-	-	-	-	-
Income Tax Required	-	-	-	-	-	-	-	-	-	-	-	-	-	-	-	-
Revenue Requirements	-	-	-	-	-	-	-	-	-	-	-	-	-	-	-	-
PV of Revenue Requirements (\$0	-	-	-	-	-	-	-	-	-	-	-	-	-	-	-	-
Cumulative Revenue Requireme	-	-	-	-	-	-	-	-	-	-	-	-	-	-	-	-
PVRR (\$000s)	-	-	-	-	-	-	-	-	-	-	-	-	-	-	-	-

1
2
3
4
5
6
7
8
9
10
11
12

26

Crystal River 2 ACI

	2006	2007	2008	2009	2010	2011	2012	2013	2014	2015	2016	2017 Inservice	2018	2019	2020	2021	2022
Revenue Requirements Calculation																	
Expenses\ Avoided Costs:																	
Fuel Costs	-	-	-	-	-	-	-	-	-	-	-	-	-	-	-	-	-
Fuel Reservation Charge	-	-	-	-	-	-	-	-	-	-	-	-	-	-	-	-	-
Capacity Cost	-	-	-	-	-	-	-	-	-	-	-	-	-	-	-	-	-
Transmission Cost	-	-	-	-	-	-	-	-	-	-	-	-	-	-	-	-	-
Fixed O&M	-	-	-	-	-	-	-	-	-	-	-	-	-	-	-	-	-
Non-Fuel Variable O&M	-	-	-	-	-	-	-	-	-	-	-	-	-	-	-	-	-
Consumables	-	-	-	-	-	-	-	-	-	-	-	-	-	-	-	-	-
Waste Disposal/(By-product Sales)	-	-	-	-	-	-	-	-	-	-	-	-	-	-	-	-	-
Overheads	-	-	-	-	-	-	-	-	-	-	-	-	-	-	-	-	-
Property Taxes	-	-	-	-	-	-	-	-	-	-	-	-	-	-	-	-	-
Avoided Capacity Payment	-	-	-	-	-	-	-	-	-	-	-	-	-	-	-	-	-
Change in Production Costs	-	-	-	-	-	-	-	-	-	-	-	-	-	-	-	-	-
Total Expenses	-	-	-	-	-	-	-	-	-	-	-	-	-	-	-	-	-
Return	-	-	-	-	-	-	-	-	-	-	-	-	-	-	-	-	-
Book Depreciation	-	-	-	-	-	-	-	-	-	-	-	-	-	-	-	-	-
Deferred Taxes	-	-	-	-	-	-	-	-	-	-	-	-	-	-	-	-	-
Book Depreciation, Deferred Taxes, and Return	-	-	-	-	-	-	-	-	-	-	-	-	-	-	-	-	-
Income Tax Required	-	-	-	-	-	-	-	-	-	-	-	-	-	-	-	-	-
Revenue Requirements	-	-	-	-	-	-	-	-	-	-	-	-	-	-	-	-	-
PV of Revenue Requirements (\$000s)	-	-	-	-	-	-	-	-	-	-	-	-	-	-	-	-	-
Cumulative Revenue Requirements	-	-	-	-	-	-	-	-	-	-	-	-	-	-	-	-	-
PVRR (\$000s)	-	-	-	-	-	-	-	-	-	-	-	-	-	-	-	-	-

1
2
3
4
5
6
7
8
9
10
11
12
13

Crystal River 2 ACI

2023 2024 2025 2026 2027 2028 2029 2030 2031 2032 2033 2034 2035 2036 2037 2038 2039

Revenue Requirements Cal

Expenses/ Avoided Costs:

Fuel Costs	-	-	-	-	-	-	-	-	-	-	-	-	-	-	-	-
Fuel Reservation Charge	-	-	-	-	-	-	-	-	-	-	-	-	-	-	-	-
Capacity Cost	-	-	-	-	-	-	-	-	-	-	-	-	-	-	-	-
Transmission Cost	-	-	-	-	-	-	-	-	-	-	-	-	-	-	-	-
Fixed O&M	-	-	-	-	-	-	-	-	-	-	-	-	-	-	-	-
Non-Fuel Variable O&M	[REDACTED]															
Consumables	-	-	-	-	-	-	-	-	-	-	-	-	-	-	-	-
Waste Disposal/(By-product Sales)	-	-	-	-	-	-	-	-	-	-	-	-	-	-	-	-
Overheads	[REDACTED]															
Property Taxes	-	-	-	-	-	-	-	-	-	-	-	-	-	-	-	-
Avoided Capacity Payment	-	-	-	-	-	-	-	-	-	-	-	-	-	-	-	-
Change in Production Costs	-	-	-	-	-	-	-	-	-	-	-	-	-	-	-	-
Total Expenses	[REDACTED]															
Return	[REDACTED]															
Book Depreciation	[REDACTED]															
Deferred Taxes	[REDACTED]															
Book Depreciation, Deferred Ta	[REDACTED]															
Income Tax Required	[REDACTED]															
Revenue Requirements	[REDACTED]															
PV of Revenue Requirements (\$0	[REDACTED]															
Cumulative Revenue Requireme	[REDACTED]															
PVRR (\$000s)	[REDACTED]															

1
2
3
4
5
6
7
8
9
10
11
12

Crystal River 2 FGD

2006 2007 2008 2009 2010 2011 2012 2013 2014 2015 2016 2017 2018 2019 2020 2021 2022

Inservice

Revenue Requirements Calculation

Expenses/ Avoided Costs:

Fuel Costs	-	-	-	-	-	-	-	-	-	-	-	-	-	-	-	-
Fuel Reservation Charge	-	-	-	-	-	-	-	-	-	-	-	-	-	-	-	-
Capacity Cost	-	-	-	-	-	-	-	-	-	-	-	-	-	-	-	-
Transmission Cost	-	-	-	-	-	-	-	-	-	-	-	-	-	-	-	-
Fixed O&M	-	-	-	-	-	-	-	-	-	-	-	-	-	-	-	-
Non-Fuel Variable O&M	-	-	-	-	-	-	-	-	-	-	-	-	-	-	-	-
Consumables	-	-	-	-	-	-	-	-	-	-	-	-	-	-	-	-
Waste Disposal/(By-product Sales)	-	-	-	-	-	-	-	-	-	-	-	-	-	-	-	-
Overheads	-	-	-	-	-	-	-	-	-	-	-	-	-	-	-	-
Property Taxes	-	-	-	-	-	-	-	-	-	-	-	-	-	-	-	-
Avoided Capacity Payment	-	-	-	-	-	-	-	-	-	-	-	-	-	-	-	-
Change in Production Costs	-	-	-	-	-	-	-	-	-	-	-	-	-	-	-	-
Total Expenses	-	-	-	-	-	-	-	-	-	-	-	-	-	-	-	-
Return	-	-	-	-	-	-	-	-	-	-	-	-	-	-	-	-
Book Depreciation	-	-	-	-	-	-	-	-	-	-	-	-	-	-	-	-
Deferred Taxes	-	-	-	-	-	-	-	-	-	-	-	-	-	-	-	-
Book Depreciation, Deferred Taxes, and Return	-	-	-	-	-	-	-	-	-	-	-	-	-	-	-	-
Income Tax Required	-	-	-	-	-	-	-	-	-	-	-	-	-	-	-	-
Revenue Requirements	-	-	-	-	-	-	-	-	-	-	-	-	-	-	-	-
PV of Revenue Requirements (\$000s)	-	-	-	-	-	-	-	-	-	-	-	-	-	-	-	-
Cumulative Revenue Requirements	-	-	-	-	-	-	-	-	-	-	-	-	-	-	-	-
PVRR (\$000s)	-	-	-	-	-	-	-	-	-	-	-	-	-	-	-	-

1
2
3
4
5
6
7
8
9
10
11
12
13
14

Crystal River 2 FGD

2023 2024 2025 2026 2027 2028 2029 2030 2031 2032 2033 2034 2035 2036 2037 2038 2039

Revenue Requirements Cal

Expenses/ Avoided Costs:

Fuel Costs	-	-	-	-	-	-	-	-	-	-	-	-	-	-	-	-
Fuel Reservation Charge	-	-	-	-	-	-	-	-	-	-	-	-	-	-	-	-
Capacity Cost	-	-	-	-	-	-	-	-	-	-	-	-	-	-	-	-
Transmission Cost	-	-	-	-	-	-	-	-	-	-	-	-	-	-	-	-
Fixed O&M	-	-	-	-	-	-	-	-	-	-	-	-	-	-	-	-
Non-Fuel Variable O&M	-	-	-	-	-	-	-	-	-	-	-	-	-	-	-	-
Consumables	-	-	-	-	-	-	-	-	-	-	-	-	-	-	-	-
Waste Disposal/(By-product Sales	-	-	-	-	-	-	-	-	-	-	-	-	-	-	-	-
Overheads	-	-	-	-	-	-	-	-	-	-	-	-	-	-	-	-
Property Taxes	-	-	-	-	-	-	-	-	-	-	-	-	-	-	-	-
Avoided Capacity Payment	-	-	-	-	-	-	-	-	-	-	-	-	-	-	-	-
Change in Production Costs	-	-	-	-	-	-	-	-	-	-	-	-	-	-	-	-
Total Expenses	-	-	-	-	-	-	-	-	-	-	-	-	-	-	-	-
Return	-	-	-	-	-	-	-	-	-	-	-	-	-	-	-	-
Book Depreciation	-	-	-	-	-	-	-	-	-	-	-	-	-	-	-	-
Deferred Taxes	-	-	-	-	-	-	-	-	-	-	-	-	-	-	-	-
Book Depreciation, Deferred Ta	-	-	-	-	-	-	-	-	-	-	-	-	-	-	-	-
Income Tax Required	-	-	-	-	-	-	-	-	-	-	-	-	-	-	-	-
Revenue Requirements	-	-	-	-	-	-	-	-	-	-	-	-	-	-	-	-
PV of Revenue Requirements (\$0	-	-	-	-	-	-	-	-	-	-	-	-	-	-	-	-
Cumulative Revenue Requireme	-	-	-	-	-	-	-	-	-	-	-	-	-	-	-	-
PVRR (\$000s)	-	-	-	-	-	-	-	-	-	-	-	-	-	-	-	-

1
2
3
4
5
6
7
8
9
10
11
12
13

Crystal River 2 FGD

	2006	2007	2008	2009	2010	2011	2012	2013	2014 Inservice	2015	2016	2017	2018	2019	2020	2021	2022
Revenue Requirements Calculation																	
Expenses\ Avoided Costs:																	
Fuel Costs	-	-	-	-	-	-	-	-	-	-	-	-	-	-	-	-	-
Fuel Reservation Charge	-	-	-	-	-	-	-	-	-	-	-	-	-	-	-	-	-
Capacity Cost	-	-	-	-	-	-	-	-	-	-	-	-	-	-	-	-	-
Transmission Cost	-	-	-	-	-	-	-	-	-	-	-	-	-	-	-	-	-
Fixed O&M	-	-	-	-	-	-	-	-	-	-	-	-	-	-	-	-	-
Non-Fuel Variable O&M	-	-	-	-	-	-	-	-	-	-	-	-	-	-	-	-	-
Consumables	-	-	-	-	-	-	-	-	-	-	-	-	-	-	-	-	-
Waste Disposal/(By-product Sales)	-	-	-	-	-	-	-	-	-	-	-	-	-	-	-	-	-
Overheads	-	-	-	-	-	-	-	-	-	-	-	-	-	-	-	-	-
Property Taxes	-	-	-	-	-	-	-	-	-	-	-	-	-	-	-	-	-
Avoided Capacity Payment	-	-	-	-	-	-	-	-	-	-	-	-	-	-	-	-	-
Change in Production Costs	-	-	-	-	-	-	-	-	-	-	-	-	-	-	-	-	-
Total Expenses	-	-	-	-	-	-	-	-	-	-	-	-	-	-	-	-	-
Return	-	-	-	-	-	-	-	-	-	-	-	-	-	-	-	-	-
Book Depreciation	-	-	-	-	-	-	-	-	-	-	-	-	-	-	-	-	-
Deferred Taxes	-	-	-	-	-	-	-	-	-	-	-	-	-	-	-	-	-
Book Depreciation, Deferred Taxes, and Return	-	-	-	-	-	-	-	-	-	-	-	-	-	-	-	-	-
Income Tax Required	-	-	-	-	-	-	-	-	-	-	-	-	-	-	-	-	-
Revenue Requirements	-	-	-	-	-	-	-	-	-	-	-	-	-	-	-	-	-
PV of Revenue Requirements (\$000s)	-	-	-	-	-	-	-	-	-	-	-	-	-	-	-	-	-
Cumulative Revenue Requirements	-	-	-	-	-	-	-	-	-	-	-	-	-	-	-	-	-
PVRR (\$000s)	-	-	-	-	-	-	-	-	-	-	-	-	-	-	-	-	-

1
2
3
4
5
6
7
8
9
10
11
12
13
14

Crystal River 2 FGD

2023 2024 2025 2026 2027 2028 2029 2030 2031 2032 2033 2034 2035 2036 2037 2038 2039

Revenue Requirements Cal

Expenses\ Avoided Costs:

	2023	2024	2025	2026	2027	2028	2029	2030	2031	2032	2033	2034	2035	2036	2037	2038	2039
Fuel Costs	-	-	-	-	-	-	-	-	-	-	-	-	-	-	-	-	-
Fuel Reservation Charge	-	-	-	-	-	-	-	-	-	-	-	-	-	-	-	-	-
Capacity Cost	-	-	-	-	-	-	-	-	-	-	-	-	-	-	-	-	-
Transmission Cost	-	-	-	-	-	-	-	-	-	-	-	-	-	-	-	-	-
Fixed O&M	-	-	-	-	-	-	-	-	-	-	-	-	-	-	-	-	-
Non-Fuel Variable O&M	-	-	-	-	-	-	-	-	-	-	-	-	-	-	-	-	-
Consumables	-	-	-	-	-	-	-	-	-	-	-	-	-	-	-	-	-
Waste Disposal/(By-product Sales	-	-	-	-	-	-	-	-	-	-	-	-	-	-	-	-	-
Overheads	-	-	-	-	-	-	-	-	-	-	-	-	-	-	-	-	-
Property Taxes	-	-	-	-	-	-	-	-	-	-	-	-	-	-	-	-	-
Avoided Capacity Payment	-	-	-	-	-	-	-	-	-	-	-	-	-	-	-	-	-
Change in Production Costs	-	-	-	-	-	-	-	-	-	-	-	-	-	-	-	-	-
Total Expenses	-	-	-	-	-	-	-	-	-	-	-	-	-	-	-	-	-
Return	-	-	-	-	-	-	-	-	-	-	-	-	-	-	-	-	-
Book Depreciation	-	-	-	-	-	-	-	-	-	-	-	-	-	-	-	-	-
Deferred Taxes	-	-	-	-	-	-	-	-	-	-	-	-	-	-	-	-	-
Book Depreciation, Deferred Ta	-	-	-	-	-	-	-	-	-	-	-	-	-	-	-	-	-
Income Tax Required	-	-	-	-	-	-	-	-	-	-	-	-	-	-	-	-	-
Revenue Requirements	-	-	-	-	-	-	-	-	-	-	-	-	-	-	-	-	-
PV of Revenue Requirements (\$0	-	-	-	-	-	-	-	-	-	-	-	-	-	-	-	-	-
Cumulative Revenue Requireme	-	-	-	-	-	-	-	-	-	-	-	-	-	-	-	-	-
PVRR (\$000s)	-	-	-	-	-	-	-	-	-	-	-	-	-	-	-	-	-

1
2
3
4
5
6
7
8
9
10
11
12
13

Crystal River 2 FGD

2006 2007 2008 2009 2010 Inservice 2011 2012 2013 2014 2015 2016 2017 2018 2019 2020 2021 2022

Revenue Requirements Calculation

Expenses\ Avoided Costs:

Fuel Costs	-	-	-	-	-	-	-	-	-	-	-	-	-	-	-	-	-
Fuel Reservation Charge	-	-	-	-	-	-	-	-	-	-	-	-	-	-	-	-	-
Capacity Cost	-	-	-	-	-	-	-	-	-	-	-	-	-	-	-	-	-
Transmission Cost	-	-	-	-	-	-	-	-	-	-	-	-	-	-	-	-	-
Fixed O&M	-	-	-	-	-	-	-	-	-	-	-	-	-	-	-	-	-
Non-Fuel Variable O&M	-	-	-	-	-	-	-	-	-	-	-	-	-	-	-	-	-
Consumables	-	-	-	-	-	-	-	-	-	-	-	-	-	-	-	-	-
Waste Disposal/(By-product Sales)	-	-	-	-	-	-	-	-	-	-	-	-	-	-	-	-	-
Overheads	-	-	-	-	-	-	-	-	-	-	-	-	-	-	-	-	-
Property Taxes	-	-	-	-	-	-	-	-	-	-	-	-	-	-	-	-	-
Avoided Capacity Payment	-	-	-	-	-	-	-	-	-	-	-	-	-	-	-	-	-
Change in Production Costs	-	-	-	-	-	-	-	-	-	-	-	-	-	-	-	-	-
Total Expenses	-	-	-	-	-	-	-	-	-	-	-	-	-	-	-	-	-
Return	-	-	-	-	-	-	-	-	-	-	-	-	-	-	-	-	-
Book Depreciation	-	-	-	-	-	-	-	-	-	-	-	-	-	-	-	-	-
Deferred Taxes	-	-	-	-	-	-	-	-	-	-	-	-	-	-	-	-	-
Book Depreciation, Deferred Taxes, and Return	-	-	-	-	-	-	-	-	-	-	-	-	-	-	-	-	-
Income Tax Required	-	-	-	-	-	-	-	-	-	-	-	-	-	-	-	-	-
Revenue Requirements	-	-	-	-	-	-	-	-	-	-	-	-	-	-	-	-	-
PV of Revenue Requirements (\$000s)	-	-	-	-	-	-	-	-	-	-	-	-	-	-	-	-	-
Cumulative Revenue Requirements	-	-	-	-	-	-	-	-	-	-	-	-	-	-	-	-	-
PVRR (\$000s)	-	-	-	-	-	-	-	-	-	-	-	-	-	-	-	-	-

1
2
3
4
5
6
7
8
9
10
11
12
13
14

Crystal River 2 FGD

2023 2024 2025 2026 2027 2028 2029 2030 2031 2032 2033 2034 2035 2036 2037 2038 2039

Revenue Requirements Cal

Expenses/ Avoided Costs:

Fuel Costs	-	-	-	-	-	-	-	-	-	-	-	-	-	-	-	-
Fuel Reservation Charge	-	-	-	-	-	-	-	-	-	-	-	-	-	-	-	-
Capacity Cost	-	-	-	-	-	-	-	-	-	-	-	-	-	-	-	-
Transmission Cost	-	-	-	-	-	-	-	-	-	-	-	-	-	-	-	-
Fixed O&M	-	-	-	-	-	-	-	-	-	-	-	-	-	-	-	-
Non-Fuel Variable O&M	-	-	-	-	-	-	-	-	-	-	-	-	-	-	-	-
Consumables	-	-	-	-	-	-	-	-	-	-	-	-	-	-	-	-
Waste Disposal/(By-product Sales	-	-	-	-	-	-	-	-	-	-	-	-	-	-	-	-
Overheads	-	-	-	-	-	-	-	-	-	-	-	-	-	-	-	-
Property Taxes	-	-	-	-	-	-	-	-	-	-	-	-	-	-	-	-
Avoided Capacity Payment	-	-	-	-	-	-	-	-	-	-	-	-	-	-	-	-
Change in Production Costs	-	-	-	-	-	-	-	-	-	-	-	-	-	-	-	-
Total Expenses	-	-	-	-	-	-	-	-	-	-	-	-	-	-	-	-
Return	-	-	-	-	-	-	-	-	-	-	-	-	-	-	-	-
Book Depreciation	-	-	-	-	-	-	-	-	-	-	-	-	-	-	-	-
Deferred Taxes	-	-	-	-	-	-	-	-	-	-	-	-	-	-	-	-
Book Depreciation, Deferred Ta	-	-	-	-	-	-	-	-	-	-	-	-	-	-	-	-
Income Tax Required	-	-	-	-	-	-	-	-	-	-	-	-	-	-	-	-
Revenue Requirements	-	-	-	-	-	-	-	-	-	-	-	-	-	-	-	-
PV of Revenue Requirements (\$0	-	-	-	-	-	-	-	-	-	-	-	-	-	-	-	-
Cumulative Revenue Requireme	-	-	-	-	-	-	-	-	-	-	-	-	-	-	-	-
PVRR (\$000s)	-	-	-	-	-	-	-	-	-	-	-	-	-	-	-	-

1
2
3
4
5
6
7
8
9
10
11
12
13

Crystal River 2 FGD

2006 2007 2008 2009 2010 2011 2012 2013 2014 2015 2016 2017 2018 2019 2020 2021 2022

Inservice

Revenue Requirements Calculation

Expenses/ Avoided Costs:

Fuel Costs	-	-	-	-	-	-	-	-	-	-	-	-	-	-	-	-
Fuel Reservation Charge	-	-	-	-	-	-	-	-	-	-	-	-	-	-	-	-
Capacity Cost	-	-	-	-	-	-	-	-	-	-	-	-	-	-	-	-
Transmission Cost	-	-	-	-	-	-	-	-	-	-	-	-	-	-	-	-
Fixed O&M	-	-	-	-	-	-	-	-	-	-	-	-	-	-	-	-
Non-Fuel Variable O&M	-	-	-	-	-	-	-	-	-	-	-	-	-	-	-	-
Consumables	-	-	-	-	-	-	-	-	-	-	-	-	-	-	-	-
Waste Disposal/(By-product Sales)	-	-	-	-	-	-	-	-	-	-	-	-	-	-	-	-
Overheads	-	-	-	-	-	-	-	-	-	-	-	-	-	-	-	-
Property Taxes	-	-	-	-	-	-	-	-	-	-	-	-	-	-	-	-
Avoided Capacity Payment	-	-	-	-	-	-	-	-	-	-	-	-	-	-	-	-
Change in Production Costs	-	-	-	-	-	-	-	-	-	-	-	-	-	-	-	-
Total Expenses	-	-	-	-	-	-	-	-	-	-	-	-	-	-	-	-
Return	-	-	-	-	-	-	-	-	-	-	-	-	-	-	-	-
Book Depreciation	-	-	-	-	-	-	-	-	-	-	-	-	-	-	-	-
Deferred Taxes	-	-	-	-	-	-	-	-	-	-	-	-	-	-	-	-
Book Depreciation, Deferred Taxes, and Return	-	-	-	-	-	-	-	-	-	-	-	-	-	-	-	-
Income Tax Required	-	-	-	-	-	-	-	-	-	-	-	-	-	-	-	-
Revenue Requirements	-	-	-	-	-	-	-	-	-	-	-	-	-	-	-	-
PV of Revenue Requirements (\$000s)	-	-	-	-	-	-	-	-	-	-	-	-	-	-	-	-
Cumulative Revenue Requirements	-	-	-	-	-	-	-	-	-	-	-	-	-	-	-	-
PVRR (\$000s)	-	-	-	-	-	-	-	-	-	-	-	-	-	-	-	-

1
2
3
4
5
6
7
8
9
10
11
12
13
14

Crystal River 2 FGD

2023 2024 2025 2026 2027 2028 2029 2030 2031 2032 2033 2034 2035 2036 2037 2038 2039

Revenue Requirements Cal

Expenses\ Avoided Costs:

Fuel Costs	-	-	-	-	-	-	-	-	-	-	-	-	-	-	-	-
Fuel Reservation Charge	-	-	-	-	-	-	-	-	-	-	-	-	-	-	-	-
Capacity Cost	-	-	-	-	-	-	-	-	-	-	-	-	-	-	-	-
Transmission Cost	-	-	-	-	-	-	-	-	-	-	-	-	-	-	-	-
Fixed O&M	-	-	-	-	-	-	-	-	-	-	-	-	-	-	-	-
Non-Fuel Variable O&M	-	-	-	-	-	-	-	-	-	-	-	-	-	-	-	-
Consumables	-	-	-	-	-	-	-	-	-	-	-	-	-	-	-	-
Waste Disposal/(By-product Sales	-	-	-	-	-	-	-	-	-	-	-	-	-	-	-	-
Overheads	-	-	-	-	-	-	-	-	-	-	-	-	-	-	-	-
Property Taxes	-	-	-	-	-	-	-	-	-	-	-	-	-	-	-	-
Avoided Capacity Payment	-	-	-	-	-	-	-	-	-	-	-	-	-	-	-	-
Change in Production Costs	-	-	-	-	-	-	-	-	-	-	-	-	-	-	-	-
Total Expenses	-	-	-	-	-	-	-	-	-	-	-	-	-	-	-	-
Return	-	-	-	-	-	-	-	-	-	-	-	-	-	-	-	-
Book Depreciation	-	-	-	-	-	-	-	-	-	-	-	-	-	-	-	-
Deferred Taxes	-	-	-	-	-	-	-	-	-	-	-	-	-	-	-	-
Book Depreciation, Deferred Ta	-	-	-	-	-	-	-	-	-	-	-	-	-	-	-	-
Income Tax Required	-	-	-	-	-	-	-	-	-	-	-	-	-	-	-	-
Revenue Requirements	-	-	-	-	-	-	-	-	-	-	-	-	-	-	-	-
PV of Revenue Requirements (\$0	-	-	-	-	-	-	-	-	-	-	-	-	-	-	-	-
Cumulative Revenue Requireme	-	-	-	-	-	-	-	-	-	-	-	-	-	-	-	-
PVRR (\$000s)	-	-	-	-	-	-	-	-	-	-	-	-	-	-	-	-

1
2
3
4
5
6
7
8
9
10
11
12
13

Crystal River 2 SCR

	2006	2007	2008	2009	2010	2011 Inservice	2012	2013	2014	2015	2016	2017	2018	2019	2020	2021	2022
Revenue Requirements Calculation																	
Expenses\ Avoided Costs:																	
Fuel Costs	-	-	-	-	-	-	-	-	-	-	-	-	-	-	-	-	-
Fuel Reservation Charge	-	-	-	-	-	-	-	-	-	-	-	-	-	-	-	-	-
Capacity Cost	-	-	-	-	-	-	-	-	-	-	-	-	-	-	-	-	-
Transmission Cost	-	-	-	-	-	-	-	-	-	-	-	-	-	-	-	-	-
Fixed O&M	-	-	-	-	-	-	-	-	-	-	-	-	-	-	-	-	-
Non-Fuel Variable O&M	-	-	-	-	-	-	-	-	-	-	-	-	-	-	-	-	-
Consumables	-	-	-	-	-	-	-	-	-	-	-	-	-	-	-	-	-
Waste Disposal/(By-product Sales)	-	-	-	-	-	-	-	-	-	-	-	-	-	-	-	-	-
Overheads	-	-	-	-	-	-	-	-	-	-	-	-	-	-	-	-	-
Property Taxes	-	-	-	-	-	-	-	-	-	-	-	-	-	-	-	-	-
Avoided Capacity Payment	-	-	-	-	-	-	-	-	-	-	-	-	-	-	-	-	-
Change in Production Costs	-	-	-	-	-	-	-	-	-	-	-	-	-	-	-	-	-
Total Expenses	-	-	-	-	-	-	-	-	-	-	-	-	-	-	-	-	-
Return	-	-	-	-	-	-	-	-	-	-	-	-	-	-	-	-	-
Book Depreciation	-	-	-	-	-	-	-	-	-	-	-	-	-	-	-	-	-
Deferred Taxes	-	-	-	-	-	-	-	-	-	-	-	-	-	-	-	-	-
Book Depreciation, Deferred Taxes, and Return	-	-	-	-	-	-	-	-	-	-	-	-	-	-	-	-	-
Income Tax Required	-	-	-	-	-	-	-	-	-	-	-	-	-	-	-	-	-
Revenue Requirements	-	-	-	-	-	-	-	-	-	-	-	-	-	-	-	-	-
PV of Revenue Requirements (\$000s)	-	-	-	-	-	-	-	-	-	-	-	-	-	-	-	-	-
Cumulative Revenue Requirements	-	-	-	-	-	-	-	-	-	-	-	-	-	-	-	-	-
PVRR (\$000s)	-	-	-	-	-	-	-	-	-	-	-	-	-	-	-	-	-

1
2
3
4
5
6
7
8
9
10
11
12
13
14

Crystal River 2 SCR

2023 2024 2025 2026 2027 2028 2029 2030 2031 2032 2033 2034 2035 2036 2037 2038 2039

Revenue Requirements Cal

Expenses/ Avoided Costs:

Fuel Costs	-	-	-	-	-	-	-	-	-	-	-	-	-	-	-	-
Fuel Reservation Charge	-	-	-	-	-	-	-	-	-	-	-	-	-	-	-	-
Capacity Cost	-	-	-	-	-	-	-	-	-	-	-	-	-	-	-	-
Transmission Cost	-	-	-	-	-	-	-	-	-	-	-	-	-	-	-	-
Fixed O&M	-	-	-	-	-	-	-	-	-	-	-	-	-	-	-	-
Non-Fuel Variable O&M	-	-	-	-	-	-	-	-	-	-	-	-	-	-	-	-
Consumables	-	-	-	-	-	-	-	-	-	-	-	-	-	-	-	-
Waste Disposal/(By-product Sales)	-	-	-	-	-	-	-	-	-	-	-	-	-	-	-	-
Overheads	-	-	-	-	-	-	-	-	-	-	-	-	-	-	-	-
Property Taxes	-	-	-	-	-	-	-	-	-	-	-	-	-	-	-	-
Avoided Capacity Payment	-	-	-	-	-	-	-	-	-	-	-	-	-	-	-	-
Change in Production Costs	-	-	-	-	-	-	-	-	-	-	-	-	-	-	-	-
Total Expenses	-	-	-	-	-	-	-	-	-	-	-	-	-	-	-	-
Return	-	-	-	-	-	-	-	-	-	-	-	-	-	-	-	-
Book Depreciation	-	-	-	-	-	-	-	-	-	-	-	-	-	-	-	-
Deferred Taxes	-	-	-	-	-	-	-	-	-	-	-	-	-	-	-	-
Book Depreciation, Deferred Ta	-	-	-	-	-	-	-	-	-	-	-	-	-	-	-	-
Income Tax Required	-	-	-	-	-	-	-	-	-	-	-	-	-	-	-	-
Revenue Requirements	-	-	-	-	-	-	-	-	-	-	-	-	-	-	-	-
PV of Revenue Requirements (\$0	-	-	-	-	-	-	-	-	-	-	-	-	-	-	-	-
Cumulative Revenue Requireme	-	-	-	-	-	-	-	-	-	-	-	-	-	-	-	-
PVRR (\$000s)	-	-	-	-	-	-	-	-	-	-	-	-	-	-	-	-

1
2
3
4
5
6
7
8
9
10
11
12
13

Crystal River 2 SCR

2006 2007 2008 2009 2010 2011 2012 2013 2014 2015 2016 2017 2018 2019 2020 2021 2022

Inservice

Revenue Requirements Calculation

Expenses/ Avoided Costs:

	2006	2007	2008	2009	2010	2011	2012	2013	2014	2015	2016	2017	2018	2019	2020	2021	2022
Fuel Costs	-	-	-	-	-	-	-	-	-	-	-	-	-	-	-	-	-
Fuel Reservation Charge	-	-	-	-	-	-	-	-	-	-	-	-	-	-	-	-	-
Capacity Cost	-	-	-	-	-	-	-	-	-	-	-	-	-	-	-	-	-
Transmission Cost	-	-	-	-	-	-	-	-	-	-	-	-	-	-	-	-	-
Fixed O&M	-	-	-	-	-	-	-	-	-	-	-	-	-	-	-	-	-
Non-Fuel Variable O&M	-	-	-	-	-	-	-	-	-	-	-	-	-	-	-	-	-
Consumables	-	-	-	-	-	-	-	-	-	-	-	-	-	-	-	-	-
Waste Disposal/(By-product Sales)	-	-	-	-	-	-	-	-	-	-	-	-	-	-	-	-	-
Overheads	-	-	-	-	-	-	-	-	-	-	-	-	-	-	-	-	-
Property Taxes	-	-	-	-	-	-	-	-	-	-	-	-	-	-	-	-	-
Avoided Capacity Payment	-	-	-	-	-	-	-	-	-	-	-	-	-	-	-	-	-
Change in Production Costs	-	-	-	-	-	-	-	-	-	-	-	-	-	-	-	-	-
Total Expenses	-	-	-	-	-	-	-	-	-	-	-	-	-	-	-	-	-
Return	-	-	-	-	-	-	-	-	-	-	-	-	-	-	-	-	-
Book Depreciation	-	-	-	-	-	-	-	-	-	-	-	-	-	-	-	-	-
Deferred Taxes	-	-	-	-	-	-	-	-	-	-	-	-	-	-	-	-	-
Book Depreciation, Deferred Taxes, and Return	-	-	-	-	-	-	-	-	-	-	-	-	-	-	-	-	-
Income Tax Required	-	-	-	-	-	-	-	-	-	-	-	-	-	-	-	-	-
Revenue Requirements	-	-	-	-	-	-	-	-	-	-	-	-	-	-	-	-	-
PV of Revenue Requirements (\$000s)	-	-	-	-	-	-	-	-	-	-	-	-	-	-	-	-	-
Cumulative Revenue Requirements	-	-	-	-	-	-	-	-	-	-	-	-	-	-	-	-	-
PVRR (\$000s)	-	-	-	-	-	-	-	-	-	-	-	-	-	-	-	-	-

1
2
3
4
5
6
7
8
9
10
11
12
13
14

Crystal River 2 SCR

2023 2024 2025 2026 2027 2028 2029 2030 2031 2032 2033 2034 2035 2036 2037 2038 2039

Revenue Requirements Cal

Expenses/ Avoided Costs:

Fuel Costs	-	-	-	-	-	-	-	-	-	-	-	-	-	-	-	-
Fuel Reservation Charge	-	-	-	-	-	-	-	-	-	-	-	-	-	-	-	-
Capacity Cost	-	-	-	-	-	-	-	-	-	-	-	-	-	-	-	-
Transmission Cost	-	-	-	-	-	-	-	-	-	-	-	-	-	-	-	-
Fixed O&M	-	-	-	-	-	-	-	-	-	-	-	-	-	-	-	-
Non-Fuel Variable O&M	-	-	-	-	-	-	-	-	-	-	-	-	-	-	-	-
Consumables	-	-	-	-	-	-	-	-	-	-	-	-	-	-	-	-
Waste Disposal/(By-product Sales	-	-	-	-	-	-	-	-	-	-	-	-	-	-	-	-
Overheads	-	-	-	-	-	-	-	-	-	-	-	-	-	-	-	-
Property Taxes	-	-	-	-	-	-	-	-	-	-	-	-	-	-	-	-
Avoided Capacity Payment	-	-	-	-	-	-	-	-	-	-	-	-	-	-	-	-
Change in Production Costs	-	-	-	-	-	-	-	-	-	-	-	-	-	-	-	-
Total Expenses	-	-	-	-	-	-	-	-	-	-	-	-	-	-	-	-
Return	-	-	-	-	-	-	-	-	-	-	-	-	-	-	-	-
Book Depreciation	-	-	-	-	-	-	-	-	-	-	-	-	-	-	-	-
Deferred Taxes	-	-	-	-	-	-	-	-	-	-	-	-	-	-	-	-
Book Depreciation, Deferred Ta	-	-	-	-	-	-	-	-	-	-	-	-	-	-	-	-
Income Tax Required	-	-	-	-	-	-	-	-	-	-	-	-	-	-	-	-
Revenue Requirements	-	-	-	-	-	-	-	-	-	-	-	-	-	-	-	-
PV of Revenue Requirements (\$0	-	-	-	-	-	-	-	-	-	-	-	-	-	-	-	-
Cumulative Revenue Requireme	-	-	-	-	-	-	-	-	-	-	-	-	-	-	-	-
PVRR (\$000s)	-	-	-	-	-	-	-	-	-	-	-	-	-	-	-	-

1
2
3
4
5
6
7
8
9
10
11
12
13

3

Crystal River 2 SCR

2006 2007 2008 2009 2010 Inservice 2011 2012 2013 2014 2015 2016 2017 2018 2019 2020 2021 2022

Revenue Requirements Calculation

Expenses\ Avoided Costs:

Fuel Costs	-	-	-	-	-	-	-	-	-	-	-	-	-	-	-	-	-	-
Fuel Reservation Charge	-	-	-	-	-	-	-	-	-	-	-	-	-	-	-	-	-	-
Capacity Cost	-	-	-	-	-	-	-	-	-	-	-	-	-	-	-	-	-	-
Transmission Cost	-	-	-	-	-	-	-	-	-	-	-	-	-	-	-	-	-	-
Fixed O&M	-	-	-	-	-	-	-	-	-	-	-	-	-	-	-	-	-	-
Non-Fuel Variable O&M	-	-	-	-	-	-	-	-	-	-	-	-	-	-	-	-	-	-
Consumables	-	-	-	-	-	-	-	-	-	-	-	-	-	-	-	-	-	-
Waste Disposal/(By-product Sales)	-	-	-	-	-	-	-	-	-	-	-	-	-	-	-	-	-	-
Overheads	-	-	-	-	-	-	-	-	-	-	-	-	-	-	-	-	-	-
Property Taxes	-	-	-	-	-	-	-	-	-	-	-	-	-	-	-	-	-	-
Avoided Capacity Payment	-	-	-	-	-	-	-	-	-	-	-	-	-	-	-	-	-	-
Change in Production Costs	-	-	-	-	-	-	-	-	-	-	-	-	-	-	-	-	-	-
Total Expenses	-	-	-	-	-	-	-	-	-	-	-	-	-	-	-	-	-	-
Return	-	-	-	-	-	-	-	-	-	-	-	-	-	-	-	-	-	-
Book Depreciation	-	-	-	-	-	-	-	-	-	-	-	-	-	-	-	-	-	-
Deferred Taxes	-	-	-	-	-	-	-	-	-	-	-	-	-	-	-	-	-	-
Book Depreciation, Deferred Taxes, and Return	-	-	-	-	-	-	-	-	-	-	-	-	-	-	-	-	-	-
Income Tax Required	-	-	-	-	-	-	-	-	-	-	-	-	-	-	-	-	-	-
Revenue Requirements	-	-	-	-	-	-	-	-	-	-	-	-	-	-	-	-	-	-
PV of Revenue Requirements (\$000s)	-	-	-	-	-	-	-	-	-	-	-	-	-	-	-	-	-	-
Cumulative Revenue Requirements	-	-	-	-	-	-	-	-	-	-	-	-	-	-	-	-	-	-
PVRR (\$000s)	-	-	-	-	-	-	-	-	-	-	-	-	-	-	-	-	-	-

1
2
3
4
5
6
7
8
9
10
11
12
13
14

Crystal River 2 SCR

2023 2024 2025 2026 2027 2028 2029 2030 2031 2032 2033 2034 2035 2036 2037 2038 2039

Revenue Requirements Cal

Expenses/ Avoided Costs:

	2023	2024	2025	2026	2027	2028	2029	2030	2031	2032	2033	2034	2035	2036	2037	2038	2039
Fuel Costs	-	-	-	-	-	-	-	-	-	-	-	-	-	-	-	-	-
Fuel Reservation Charge	-	-	-	-	-	-	-	-	-	-	-	-	-	-	-	-	-
Capacity Cost	-	-	-	-	-	-	-	-	-	-	-	-	-	-	-	-	-
Transmission Cost	-	-	-	-	-	-	-	-	-	-	-	-	-	-	-	-	-
Fixed O&M	-	-	-	-	-	-	-	-	-	-	-	-	-	-	-	-	-
Non-Fuel Variable O&M	-	-	-	-	-	-	-	-	-	-	-	-	-	-	-	-	-
Consumables	-	-	-	-	-	-	-	-	-	-	-	-	-	-	-	-	-
Waste Disposal/(By-product Sales	-	-	-	-	-	-	-	-	-	-	-	-	-	-	-	-	-
Overheads	-	-	-	-	-	-	-	-	-	-	-	-	-	-	-	-	-
Property Taxes	-	-	-	-	-	-	-	-	-	-	-	-	-	-	-	-	-
Avoided Capacity Payment	-	-	-	-	-	-	-	-	-	-	-	-	-	-	-	-	-
Change in Production Costs	-	-	-	-	-	-	-	-	-	-	-	-	-	-	-	-	-
Total Expenses	-	-	-	-	-	-	-	-	-	-	-	-	-	-	-	-	-
Return	-	-	-	-	-	-	-	-	-	-	-	-	-	-	-	-	-
Book Depreciation	-	-	-	-	-	-	-	-	-	-	-	-	-	-	-	-	-
Deferred Taxes	-	-	-	-	-	-	-	-	-	-	-	-	-	-	-	-	-
Book Depreciation, Deferred Ta	-	-	-	-	-	-	-	-	-	-	-	-	-	-	-	-	-
Income Tax Required	-	-	-	-	-	-	-	-	-	-	-	-	-	-	-	-	-
Revenue Requirements	-	-	-	-	-	-	-	-	-	-	-	-	-	-	-	-	-
PV of Revenue Requirements (\$0	-	-	-	-	-	-	-	-	-	-	-	-	-	-	-	-	-
Cumulative Revenue Requireme	-	-	-	-	-	-	-	-	-	-	-	-	-	-	-	-	-
PVRR (\$000s)	-	-	-	-	-	-	-	-	-	-	-	-	-	-	-	-	-

1
2
3
4
5
6
7
8
9
10
11
12
13

42

Crystal River 2 SCR

2006 2007 2008 2009 2010 2011 2012 2013 2014 2015 2016 2017 2018 2019 2020 2021 2022

Inservice

Revenue Requirements Calculation

Expenses/ Avoided Costs:

Fuel Costs	-	-	-	-	-	-	-	-	-	-	-	-	-	-	-	-
Fuel Reservation Charge	-	-	-	-	-	-	-	-	-	-	-	-	-	-	-	-
Capacity Cost	-	-	-	-	-	-	-	-	-	-	-	-	-	-	-	-
Transmission Cost	-	-	-	-	-	-	-	-	-	-	-	-	-	-	-	-
Fixed O&M	-	-	-	-	-	-	-	-	-	-	-	-	-	-	-	-
Non-Fuel Variable O&M	-	-	-	-	-	-	-	-	-	-	-	-	-	-	-	-
Consumables	-	-	-	-	-	-	-	-	-	-	-	-	-	-	-	-
Waste Disposal/(By-product Sales)	-	-	-	-	-	-	-	-	-	-	-	-	-	-	-	-
Overheads	-	-	-	-	-	-	-	-	-	-	-	-	-	-	-	-
Property Taxes	-	-	-	-	-	-	-	-	-	-	-	-	-	-	-	-
Avoided Capacity Payment	-	-	-	-	-	-	-	-	-	-	-	-	-	-	-	-
Change in Production Costs	-	-	-	-	-	-	-	-	-	-	-	-	-	-	-	-
Total Expenses	-	-	-	-	-	-	-	-	-	-	-	-	-	-	-	-
Return	-	-	-	-	-	-	-	-	-	-	-	-	-	-	-	-
Book Depreciation	-	-	-	-	-	-	-	-	-	-	-	-	-	-	-	-
Deferred Taxes	-	-	-	-	-	-	-	-	-	-	-	-	-	-	-	-
Book Depreciation, Deferred Taxes, and Return	-	-	-	-	-	-	-	-	-	-	-	-	-	-	-	-
Income Tax Required	-	-	-	-	-	-	-	-	-	-	-	-	-	-	-	-
Revenue Requirements	-	-	-	-	-	-	-	-	-	-	-	-	-	-	-	-
PV of Revenue Requirements (\$000s)	-	-	-	-	-	-	-	-	-	-	-	-	-	-	-	-
Cumulative Revenue Requirements	-	-	-	-	-	-	-	-	-	-	-	-	-	-	-	-
PVRR (\$000s)	-	-	-	-	-	-	-	-	-	-	-	-	-	-	-	-

1
2
3
4
5
6
7
8
9
10
11
12
13
14

Crystal River 2 SCR

2023 2024 2025 2026 2027 2028 2029 2030 2031 2032 2033 2034 2035 2036 2037 2038 2039

Revenue Requirements Cal

Expenses\ Avoided Costs:

Fuel Costs	-	-	-	-	-	-	-	-	-	-	-	-	-	-	-	-	1
Fuel Reservation Charge	-	-	-	-	-	-	-	-	-	-	-	-	-	-	-	-	2
Capacity Cost	-	-	-	-	-	-	-	-	-	-	-	-	-	-	-	-	3
Transmission Cost	-	-	-	-	-	-	-	-	-	-	-	-	-	-	-	-	4
Fixed O&M	-	-	-	-	-	-	-	-	-	-	-	-	-	-	-	-	5
Non-Fuel Variable O&M	-	-	-	-	-	-	-	-	-	-	-	-	-	-	-	-	6
Consumables	-	-	-	-	-	-	-	-	-	-	-	-	-	-	-	-	7
Waste Disposal/(By-product Sales)	-	-	-	-	-	-	-	-	-	-	-	-	-	-	-	-	8
Overheads	-	-	-	-	-	-	-	-	-	-	-	-	-	-	-	-	9
Property Taxes	-	-	-	-	-	-	-	-	-	-	-	-	-	-	-	-	10
Avoided Capacity Payment	-	-	-	-	-	-	-	-	-	-	-	-	-	-	-	-	11
Change in Production Costs	-	-	-	-	-	-	-	-	-	-	-	-	-	-	-	-	12
Total Expenses	-	-	-	-	-	-	-	-	-	-	-	-	-	-	-	-	13
Return	-	-	-	-	-	-	-	-	-	-	-	-	-	-	-	-	
Book Depreciation	-	-	-	-	-	-	-	-	-	-	-	-	-	-	-	-	
Deferred Taxes	-	-	-	-	-	-	-	-	-	-	-	-	-	-	-	-	
Book Depreciation, Deferred Ta	-	-	-	-	-	-	-	-	-	-	-	-	-	-	-	-	
Income Tax Required	-	-	-	-	-	-	-	-	-	-	-	-	-	-	-	-	
Revenue Requirements	-	-	-	-	-	-	-	-	-	-	-	-	-	-	-	-	
PV of Revenue Requirements (\$0	-	-	-	-	-	-	-	-	-	-	-	-	-	-	-	-	
Cumulative Revenue Requireme	-	-	-	-	-	-	-	-	-	-	-	-	-	-	-	-	
PVRR (\$000s)	-	-	-	-	-	-	-	-	-	-	-	-	-	-	-	-	

44

Crystal River 4 ACI

2006 2007 2008 2009 2010 2011 2012 2013 2014 2015 2016 2017 2018 2019 2020 2021 2022

Inservice

Revenue Requirements Calculation

Expenses/ Avoided Costs:

Fuel Costs	-	-	-	-	-	-	-	-	-	-	-	-	-	-	-	-
Fuel Reservation Charge	-	-	-	-	-	-	-	-	-	-	-	-	-	-	-	-
Capacity Cost	-	-	-	-	-	-	-	-	-	-	-	-	-	-	-	-
Transmission Cost	-	-	-	-	-	-	-	-	-	-	-	-	-	-	-	-
Fixed O&M	-	-	-	-	-	-	-	-	-	-	-	-	-	-	-	-
Non-Fuel Variable O&M	-	-	-	-	-	-	-	-	-	-	-	-	-	-	-	-
Consumables	-	-	-	-	-	-	-	-	-	-	-	-	-	-	-	-
Waste Disposal/(By-product Sales)	-	-	-	-	-	-	-	-	-	-	-	-	-	-	-	-
Overheads	-	-	-	-	-	-	-	-	-	-	-	-	-	-	-	-
Property Taxes	-	-	-	-	-	-	-	-	-	-	-	-	-	-	-	-
Avoided Capacity Payment	-	-	-	-	-	-	-	-	-	-	-	-	-	-	-	-
Change in Production Costs	-	-	-	-	-	-	-	-	-	-	-	-	-	-	-	-
Total Expenses	-	-	-	-	-	-	-	-	-	-	-	-	-	-	-	-
Return	-	-	-	-	-	-	-	-	-	-	-	-	-	-	-	-
Book Depreciation	-	-	-	-	-	-	-	-	-	-	-	-	-	-	-	-
Deferred Taxes	-	-	-	-	-	-	-	-	-	-	-	-	-	-	-	-
Book Depreciation, Deferred Taxes, and Return	-	-	-	-	-	-	-	-	-	-	-	-	-	-	-	-
Income Tax Required	-	-	-	-	-	-	-	-	-	-	-	-	-	-	-	-
Revenue Requirements	-	-	-	-	-	-	-	-	-	-	-	-	-	-	-	-
PV of Revenue Requirements (\$000s)	-	-	-	-	-	-	-	-	-	-	-	-	-	-	-	-
Cumulative Revenue Requirements	-	-	-	-	-	-	-	-	-	-	-	-	-	-	-	-
PVRR (\$000s)	-	-	-	-	-	-	-	-	-	-	-	-	-	-	-	-

1
2
3
4
5
6
7
8
9
10
11
12
N

Crystal River 4 ACI

2023 2024 2025 2026 2027 2028 2029 2030 2031 2032 2033 2034 2035 2036 2037 2038 2039

Revenue Requirements Cal

Expenses/ Avoided Costs:

Fuel Costs	-	-	-	-	-	-	-	-	-	-	-	-	-	-	-	-
Fuel Reservation Charge	-	-	-	-	-	-	-	-	-	-	-	-	-	-	-	-
Capacity Cost	-	-	-	-	-	-	-	-	-	-	-	-	-	-	-	-
Transmission Cost	-	-	-	-	-	-	-	-	-	-	-	-	-	-	-	-
Fixed O&M	-	-	-	-	-	-	-	-	-	-	-	-	-	-	-	-
Non-Fuel Variable O&M	-	-	-	-	-	-	-	-	-	-	-	-	-	-	-	-
Consumables	-	-	-	-	-	-	-	-	-	-	-	-	-	-	-	-
Waste Disposal/(By-product Sales	-	-	-	-	-	-	-	-	-	-	-	-	-	-	-	-
Overheads	-	-	-	-	-	-	-	-	-	-	-	-	-	-	-	-
Property Taxes	-	-	-	-	-	-	-	-	-	-	-	-	-	-	-	-
Avoided Capacity Payment	-	-	-	-	-	-	-	-	-	-	-	-	-	-	-	-
Change in Production Costs	-	-	-	-	-	-	-	-	-	-	-	-	-	-	-	-
Total Expenses	-	-	-	-	-	-	-	-	-	-	-	-	-	-	-	-
Return	-	-	-	-	-	-	-	-	-	-	-	-	-	-	-	-
Book Depreciation	-	-	-	-	-	-	-	-	-	-	-	-	-	-	-	-
Deferred Taxes	-	-	-	-	-	-	-	-	-	-	-	-	-	-	-	-
Book Depreciation, Deferred Ta	-	-	-	-	-	-	-	-	-	-	-	-	-	-	-	-
Income Tax Required	-	-	-	-	-	-	-	-	-	-	-	-	-	-	-	-
Revenue Requirements	-	-	-	-	-	-	-	-	-	-	-	-	-	-	-	-
PV of Revenue Requirements (\$0	-	-	-	-	-	-	-	-	-	-	-	-	-	-	-	-
Cumulative Revenue Requireme	-	-	-	-	-	-	-	-	-	-	-	-	-	-	-	-
PVRR (\$000s)	-	-	-	-	-	-	-	-	-	-	-	-	-	-	-	-

1
2
3
4
5
6
7
8
9
10
11
12

4/8

Crystal River 4 FGD

2006 2007 2008 2009 2010 2011 2012 2013 2014 2015 2016 2017 2018 2019 2020 2021 2022

Inservice

Revenue Requirements Calculation

Expenses/ Avoided Costs:

Fuel Costs	-	-	-	-	-	-	-	-	-	-	-	-	-	-	-	-	
Fuel Reservation Charge	-	-	-	-	-	-	-	-	-	-	-	-	-	-	-	-	
Capacity Cost	-	-	-	-	-	-	-	-	-	-	-	-	-	-	-	-	
Transmission Cost	-	-	-	-	-	-	-	-	-	-	-	-	-	-	-	-	
Fixed O&M	-	-	-	-	-	-	-	-	-	-	-	-	-	-	-	-	1
Non-Fuel Variable O&M	-	-	-	-	-	-	-	-	-	-	-	-	-	-	-	-	2
Consumables	-	-	-	-	-	-	-	-	-	-	-	-	-	-	-	-	
Waste Disposal/(By-product Sales)	-	-	-	-	-	-	-	-	-	-	-	-	-	-	-	-	
Overheads	-	-	-	-	-	-	-	-	-	-	-	-	-	-	-	-	3
Property Taxes	-	-	-	-	-	-	-	-	-	-	-	-	-	-	-	-	4
Avoided Capacity Payment	-	-	-	-	-	-	-	-	-	-	-	-	-	-	-	-	
Change in Production Costs	-	-	-	-	-	-	-	-	-	-	-	-	-	-	-	-	
Total Expenses	-	-	-	-	-	-	-	-	-	-	-	-	-	-	-	-	5
Return	-	-	-	-	-	-	-	-	-	-	-	-	-	-	-	-	6
Book Depreciation	-	-	-	-	-	-	-	-	-	-	-	-	-	-	-	-	7
Deferred Taxes	-	-	-	-	-	-	-	-	-	-	-	-	-	-	-	-	8
Book Depreciation, Deferred Taxes, and Return	-	-	-	-	-	-	-	-	-	-	-	-	-	-	-	-	9
Income Tax Required	-	-	-	-	-	-	-	-	-	-	-	-	-	-	-	-	10
Revenue Requirements	-	-	-	-	-	-	-	-	-	-	-	-	-	-	-	-	11
PV of Revenue Requirements (\$000s)	-	-	-	-	-	-	-	-	-	-	-	-	-	-	-	-	12
Cumulative Revenue Requirements	-	-	-	-	-	-	-	-	-	-	-	-	-	-	-	-	13
PVRR (\$000s)	-	-	-	-	-	-	-	-	-	-	-	-	-	-	-	-	14

Crystal River 4 FGD

2023 2024 2025 2026 2027 2028 2029 2030 2031 2032 2033 2034 2035 2036 2037 2038 2039

Revenue Requirements Cal

Expenses/ Avoided Costs:

	2023	2024	2025	2026	2027	2028	2029	2030	2031	2032	2033	2034	2035	2036	2037	2038	2039
Fuel Costs	-	-	-	-	-	-	-	-	-	-	-	-	-	-	-	-	-
Fuel Reservation Charge	-	-	-	-	-	-	-	-	-	-	-	-	-	-	-	-	-
Capacity Cost	-	-	-	-	-	-	-	-	-	-	-	-	-	-	-	-	-
Transmission Cost	-	-	-	-	-	-	-	-	-	-	-	-	-	-	-	-	-
Fixed O&M	-	-	-	-	-	-	-	-	-	-	-	-	-	-	-	-	-
Non-Fuel Variable O&M	-	-	-	-	-	-	-	-	-	-	-	-	-	-	-	-	-
Consumables	-	-	-	-	-	-	-	-	-	-	-	-	-	-	-	-	-
Waste Disposal/(By-product Sales)	-	-	-	-	-	-	-	-	-	-	-	-	-	-	-	-	-
Overheads	-	-	-	-	-	-	-	-	-	-	-	-	-	-	-	-	-
Property Taxes	-	-	-	-	-	-	-	-	-	-	-	-	-	-	-	-	-
Avoided Capacity Payment	-	-	-	-	-	-	-	-	-	-	-	-	-	-	-	-	-
Change in Production Costs	-	-	-	-	-	-	-	-	-	-	-	-	-	-	-	-	-
Total Expenses	-	-	-	-	-	-	-	-	-	-	-	-	-	-	-	-	-
Return	-	-	-	-	-	-	-	-	-	-	-	-	-	-	-	-	-
Book Depreciation	-	-	-	-	-	-	-	-	-	-	-	-	-	-	-	-	-
Deferred Taxes	-	-	-	-	-	-	-	-	-	-	-	-	-	-	-	-	-
Book Depreciation, Deferred Ta	-	-	-	-	-	-	-	-	-	-	-	-	-	-	-	-	-
Income Tax Required	-	-	-	-	-	-	-	-	-	-	-	-	-	-	-	-	-
Revenue Requirements	-	-	-	-	-	-	-	-	-	-	-	-	-	-	-	-	-
PV of Revenue Requirements (\$0	-	-	-	-	-	-	-	-	-	-	-	-	-	-	-	-	-
Cumulative Revenue Requireme	-	-	-	-	-	-	-	-	-	-	-	-	-	-	-	-	-
PVRR (\$000s)	-	-	-	-	-	-	-	-	-	-	-	-	-	-	-	-	-

1
2
3
4
5
6
7
8
9
10
11
12
13

Crystal River 4 LNB/SCR

2006 2007 2008 2009 2010 2011 2012 2013 2014 2015 2016 2017 2018 2019 2020 2021 2022

Inservice

Revenue Requirements Calculation

Expenses/ Avoided Costs:

Fuel Costs	-	-	-	-	-	-	-	-	-	-	-	-	-	-	-	-
Fuel Reservation Charge	-	-	-	-	-	-	-	-	-	-	-	-	-	-	-	-
Capacity Cost	-	-	-	-	-	-	-	-	-	-	-	-	-	-	-	-
Transmission Cost	-	-	-	-	-	-	-	-	-	-	-	-	-	-	-	-
Fixed O&M	-	-	-	-	-	-	-	-	-	-	-	-	-	-	-	-
Non-Fuel Variable O&M	-	-	-	-	-	-	-	-	-	-	-	-	-	-	-	-
Consumables	-	-	-	-	-	-	-	-	-	-	-	-	-	-	-	-
Waste Disposal/(By-product Sales)	-	-	-	-	-	-	-	-	-	-	-	-	-	-	-	-
Overheads	-	-	-	-	-	-	-	-	-	-	-	-	-	-	-	-
Property Taxes	-	-	-	-	-	-	-	-	-	-	-	-	-	-	-	-
Avoided Capacity Payment	-	-	-	-	-	-	-	-	-	-	-	-	-	-	-	-
Change in Production Costs	-	-	-	-	-	-	-	-	-	-	-	-	-	-	-	-
Total Expenses	-	-	-	-	-	-	-	-	-	-	-	-	-	-	-	-
Return	-	-	-	-	-	-	-	-	-	-	-	-	-	-	-	-
Book Depreciation	-	-	-	-	-	-	-	-	-	-	-	-	-	-	-	-
Deferred Taxes	-	-	-	-	-	-	-	-	-	-	-	-	-	-	-	-
Book Depreciation, Deferred Taxes, and Return	-	-	-	-	-	-	-	-	-	-	-	-	-	-	-	-
Income Tax Required	-	-	-	-	-	-	-	-	-	-	-	-	-	-	-	-
Revenue Requirements	-	-	-	-	-	-	-	-	-	-	-	-	-	-	-	-
PV of Revenue Requirements (\$000s)	-	-	-	-	-	-	-	-	-	-	-	-	-	-	-	-
Cumulative Revenue Requirements	-	-	-	-	-	-	-	-	-	-	-	-	-	-	-	-
PVRR (\$000s)	-	-	-	-	-	-	-	-	-	-	-	-	-	-	-	-

1
2
3
4
5
6
7
8
9
10
11
12
13
14

Crystal River 4 LNB/SCR

2023 2024 2025 2026 2027 2028 2029 2030 2031 2032 2033 2034 2035 2036 2037 2038 2039

Revenue Requirements Cal

Expenses\ Avoided Costs:

	2023	2024	2025	2026	2027	2028	2029	2030	2031	2032	2033	2034	2035	2036	2037	2038	2039
Fuel Costs	-	-	-	-	-	-	-	-	-	-	-	-	-	-	-	-	-
Fuel Reservation Charge	-	-	-	-	-	-	-	-	-	-	-	-	-	-	-	-	-
Capacity Cost	-	-	-	-	-	-	-	-	-	-	-	-	-	-	-	-	-
Transmission Cost	-	-	-	-	-	-	-	-	-	-	-	-	-	-	-	-	-
Fixed O&M	-	-	-	-	-	-	-	-	-	-	-	-	-	-	-	-	-
Non-Fuel Variable O&M	-	-	-	-	-	-	-	-	-	-	-	-	-	-	-	-	-
Consumables	-	-	-	-	-	-	-	-	-	-	-	-	-	-	-	-	-
Waste Disposal/(By-product Sales	-	-	-	-	-	-	-	-	-	-	-	-	-	-	-	-	-
Overheads	-	-	-	-	-	-	-	-	-	-	-	-	-	-	-	-	-
Property Taxes	-	-	-	-	-	-	-	-	-	-	-	-	-	-	-	-	-
Avoided Capacity Payment	-	-	-	-	-	-	-	-	-	-	-	-	-	-	-	-	-
Change in Production Costs	-	-	-	-	-	-	-	-	-	-	-	-	-	-	-	-	-
Total Expenses	-	-	-	-	-	-	-	-	-	-	-	-	-	-	-	-	-
Return	-	-	-	-	-	-	-	-	-	-	-	-	-	-	-	-	-
Book Depreciation	-	-	-	-	-	-	-	-	-	-	-	-	-	-	-	-	-
Deferred Taxes	-	-	-	-	-	-	-	-	-	-	-	-	-	-	-	-	-
Book Depreciation, Deferred Ta	-	-	-	-	-	-	-	-	-	-	-	-	-	-	-	-	-
Income Tax Required	-	-	-	-	-	-	-	-	-	-	-	-	-	-	-	-	-
Revenue Requirements	-	-	-	-	-	-	-	-	-	-	-	-	-	-	-	-	-
PV of Revenue Requirements (\$0	-	-	-	-	-	-	-	-	-	-	-	-	-	-	-	-	-
Cumulative Revenue Requireme	-	-	-	-	-	-	-	-	-	-	-	-	-	-	-	-	-
PVRR (\$000s)	-	-	-	-	-	-	-	-	-	-	-	-	-	-	-	-	-

1
2
3
4
5
6
7
8
9
10
11
12
13

Crystal River 5 ACI

2006 2007 2008 2009 2010
Inservice 2011 2012 2013 2014 2015 2016 2017 2018 2019 2020 2021 2022

Revenue Requirements Calculation

Expenses\ Avoided Costs:

	2006	2007	2008	2009	2010 Inservice	2011	2012	2013	2014	2015	2016	2017	2018	2019	2020	2021	2022
Fuel Costs	-	-	-	-	-	-	-	-	-	-	-	-	-	-	-	-	-
Fuel Reservation Charge	-	-	-	-	-	-	-	-	-	-	-	-	-	-	-	-	-
Capacity Cost	-	-	-	-	-	-	-	-	-	-	-	-	-	-	-	-	-
Transmission Cost	-	-	-	-	-	-	-	-	-	-	-	-	-	-	-	-	-
Fixed O&M	-	-	-	-	-	-	-	-	-	-	-	-	-	-	-	-	-
Non-Fuel Variable O&M	-	-	-	-	-	-	-	-	-	-	-	-	-	-	-	-	-
Consumables	-	-	-	-	-	-	-	-	-	-	-	-	-	-	-	-	-
Waste Disposal/(By-product Sales)	-	-	-	-	-	-	-	-	-	-	-	-	-	-	-	-	-
Overheads	-	-	-	-	-	-	-	-	-	-	-	-	-	-	-	-	-
Property Taxes	-	-	-	-	-	-	-	-	-	-	-	-	-	-	-	-	-
Avoided Capacity Payment	-	-	-	-	-	-	-	-	-	-	-	-	-	-	-	-	-
Change in Production Costs	-	-	-	-	-	-	-	-	-	-	-	-	-	-	-	-	-
Total Expenses	-	-	-	-	-	-	-	-	-	-	-	-	-	-	-	-	-
Return	-	-	-	-	-	-	-	-	-	-	-	-	-	-	-	-	-
Book Depreciation	-	-	-	-	-	-	-	-	-	-	-	-	-	-	-	-	-
Deferred Taxes	-	-	-	-	-	-	-	-	-	-	-	-	-	-	-	-	-
Book Depreciation, Deferred Taxes, and Return	-	-	-	-	-	-	-	-	-	-	-	-	-	-	-	-	-
Income Tax Required	-	-	-	-	-	-	-	-	-	-	-	-	-	-	-	-	-
Revenue Requirements	-	-	-	-	-	-	-	-	-	-	-	-	-	-	-	-	-
PV of Revenue Requirements (\$000s)	-	-	-	-	-	-	-	-	-	-	-	-	-	-	-	-	-
Cumulative Revenue Requirements	-	-	-	-	-	-	-	-	-	-	-	-	-	-	-	-	-
PVRR (\$000s)	-	-	-	-	-	-	-	-	-	-	-	-	-	-	-	-	-

1
2
3
4
5
6
7
8
9
10
11
12
13

Crystal River 5 ACI

2023 2024 2025 2026 2027 2028 2029 2030 2031 2032 2033 2034 2035 2036 2037 2038 2039

Revenue Requirements Cal

Expenses\ Avoided Costs:

Fuel Costs	-	-	-	-	-	-	-	-	-	-	-	-	-	-	-	-	
Fuel Reservation Charge	-	-	-	-	-	-	-	-	-	-	-	-	-	-	-	-	
Capacity Cost	-	-	-	-	-	-	-	-	-	-	-	-	-	-	-	-	
Transmission Cost	-	-	-	-	-	-	-	-	-	-	-	-	-	-	-	-	
Fixed O&M	-	-	-	-	-	-	-	-	-	-	-	-	-	-	-	-	
Non-Fuel Variable O&M	[REDACTED]																1
Consumables	[REDACTED]																
Waste Disposal/(By-product Sales	[REDACTED]																
Overheads	[REDACTED]																2
Property Taxes	[REDACTED]																3
Avoided Capacity Payment	[REDACTED]																
Change in Production Costs	[REDACTED]																
Total Expenses	[REDACTED]																4
Return	[REDACTED]																
Book Depreciation	[REDACTED]																5
Deferred Taxes	[REDACTED]																6
Book Depreciation, Deferred Ta	[REDACTED]																7
Income Tax Required	[REDACTED]																8
Revenue Requirements	[REDACTED]																9
PV of Revenue Requirements (\$0	[REDACTED]																10
Cumulative Revenue Requireme	[REDACTED]																11
PVRR (\$000s)	[REDACTED]																12

Crystal River 5 FGD

2023 2024 2025 2026 2027 2028 2029 2030 2031 2032 2033 2034 2035 2036 2037 2038 2039

Revenue Requirements Cal

Expenses/ Avoided Costs:

	2023	2024	2025	2026	2027	2028	2029	2030	2031	2032	2033	2034	2035	2036	2037	2038	2039
Fuel Costs	-	-	-	-	-	-	-	-	-	-	-	-	-	-	-	-	-
Fuel Reservation Charge	-	-	-	-	-	-	-	-	-	-	-	-	-	-	-	-	-
Capacity Cost	-	-	-	-	-	-	-	-	-	-	-	-	-	-	-	-	-
Transmission Cost	-	-	-	-	-	-	-	-	-	-	-	-	-	-	-	-	-
Fixed O&M	-	-	-	-	-	-	-	-	-	-	-	-	-	-	-	-	-
Non-Fuel Variable O&M	-	-	-	-	-	-	-	-	-	-	-	-	-	-	-	-	-
Consumables	-	-	-	-	-	-	-	-	-	-	-	-	-	-	-	-	-
Waste Disposal/(By-product Sales)	-	-	-	-	-	-	-	-	-	-	-	-	-	-	-	-	-
Overheads	-	-	-	-	-	-	-	-	-	-	-	-	-	-	-	-	-
Property Taxes	-	-	-	-	-	-	-	-	-	-	-	-	-	-	-	-	-
Avoided Capacity Payment	-	-	-	-	-	-	-	-	-	-	-	-	-	-	-	-	-
Change in Production Costs	-	-	-	-	-	-	-	-	-	-	-	-	-	-	-	-	-
Total Expenses	-	-	-	-	-	-	-	-	-	-	-	-	-	-	-	-	-
Return	-	-	-	-	-	-	-	-	-	-	-	-	-	-	-	-	-
Book Depreciation	-	-	-	-	-	-	-	-	-	-	-	-	-	-	-	-	-
Deferred Taxes	-	-	-	-	-	-	-	-	-	-	-	-	-	-	-	-	-
Book Depreciation, Deferred Ta	-	-	-	-	-	-	-	-	-	-	-	-	-	-	-	-	-
Income Tax Required	-	-	-	-	-	-	-	-	-	-	-	-	-	-	-	-	-
Revenue Requirements	-	-	-	-	-	-	-	-	-	-	-	-	-	-	-	-	-
PV of Revenue Requirements (\$0	-	-	-	-	-	-	-	-	-	-	-	-	-	-	-	-	-
Cumulative Revenue Requireme	-	-	-	-	-	-	-	-	-	-	-	-	-	-	-	-	-
PVRR (\$000s)	-	-	-	-	-	-	-	-	-	-	-	-	-	-	-	-	-

1
2
3
4
5
6
7
8
10
11
12
13

Revenue Requirements Cal

Expenses\ Avoided Costs:

Fuel Costs	-	-	-	-	-	-	-	-	-	-	-	-	-	-	-	-
Fuel Reservation Charge	-	-	-	-	-	-	-	-	-	-	-	-	-	-	-	-
Capacity Cost	-	-	-	-	-	-	-	-	-	-	-	-	-	-	-	-
Transmission Cost	-	-	-	-	-	-	-	-	-	-	-	-	-	-	-	-
Fixed O&M	-	-	-	-	-	-	-	-	-	-	-	-	-	-	-	-
Non-Fuel Variable O&M	-	-	-	-	-	-	-	-	-	-	-	-	-	-	-	-
Consumables	-	-	-	-	-	-	-	-	-	-	-	-	-	-	-	-
Waste Disposal/(By-product Sales)	-	-	-	-	-	-	-	-	-	-	-	-	-	-	-	-
Overheads	-	-	-	-	-	-	-	-	-	-	-	-	-	-	-	-
Property Taxes	-	-	-	-	-	-	-	-	-	-	-	-	-	-	-	-
Avoided Capacity Payment	-	-	-	-	-	-	-	-	-	-	-	-	-	-	-	-
Change in Production Costs	-	-	-	-	-	-	-	-	-	-	-	-	-	-	-	-
Total Expenses	-	-	-	-	-	-	-	-	-	-	-	-	-	-	-	-
Return	-	-	-	-	-	-	-	-	-	-	-	-	-	-	-	-
Book Depreciation	-	-	-	-	-	-	-	-	-	-	-	-	-	-	-	-
Deferred Taxes	-	-	-	-	-	-	-	-	-	-	-	-	-	-	-	-
Book Depreciation, Deferred Ta	-	-	-	-	-	-	-	-	-	-	-	-	-	-	-	-
Income Tax Required	-	-	-	-	-	-	-	-	-	-	-	-	-	-	-	-
Revenue Requirements	-	-	-	-	-	-	-	-	-	-	-	-	-	-	-	-
PV of Revenue Requirements (\$0	-	-	-	-	-	-	-	-	-	-	-	-	-	-	-	-
Cumulative Revenue Requireme	-	-	-	-	-	-	-	-	-	-	-	-	-	-	-	-
PVRR (\$000s)	-	-	-	-	-	-	-	-	-	-	-	-	-	-	-	-

1
2
3
4
5
6
7
8
9
10
11
12
13

56

CR Coal Yard

2006 2007 2008 2009 2010 2011 2012 2013
Inservice 2014 2015 2016 2017 2018 2019 2020 2021 2022

Revenue Requirements Calculation

Expenses/ Avoided Costs:

Fuel Costs	-	-	-	-	-	-	-	-	-	-	-	-	-	-	-	-
Fuel Reservation Charge	-	-	-	-	-	-	-	-	-	-	-	-	-	-	-	-
Capacity Cost	-	-	-	-	-	-	-	-	-	-	-	-	-	-	-	-
Transmission Cost	-	-	-	-	-	-	-	-	-	-	-	-	-	-	-	-
Fixed O&M	-	-	-	-	-	-	-	-	-	-	-	-	-	-	-	-
Non-Fuel Variable O&M	-	-	-	-	-	-	-	-	-	-	-	-	-	-	-	-
Consumables	-	-	-	-	-	-	-	-	-	-	-	-	-	-	-	-
Waste Disposal/(By-product Sales)	-	-	-	-	-	-	-	-	-	-	-	-	-	-	-	-
Overheads	-	-	-	-	-	-	-	-	-	-	-	-	-	-	-	-
Property Taxes	-	-	-	-	-	-	-	-	-	-	-	-	-	-	-	-
Avoided Capacity Payment	-	-	-	-	-	-	-	-	-	-	-	-	-	-	-	-
Change in Production Costs	-	-	-	-	-	-	-	-	-	-	-	-	-	-	-	-
Total Expenses	-	-	-	-	-	-	-	-	-	-	-	-	-	-	-	-
Return	-	-	-	-	-	-	-	-	-	-	-	-	-	-	-	-
Book Depreciation	-	-	-	-	-	-	-	-	-	-	-	-	-	-	-	-
Deferred Taxes	-	-	-	-	-	-	-	-	-	-	-	-	-	-	-	-
Book Depreciation, Deferred Taxes, and Return	-	-	-	-	-	-	-	-	-	-	-	-	-	-	-	-
Income Tax Required	-	-	-	-	-	-	-	-	-	-	-	-	-	-	-	-
Revenue Requirements	-	-	-	-	-	-	-	-	-	-	-	-	-	-	-	-
PV of Revenue Requirements (\$000s)	-	-	-	-	-	-	-	-	-	-	-	-	-	-	-	-
Cumulative Revenue Requirements	-	-	-	-	-	-	-	-	-	-	-	-	-	-	-	-
PVRR (\$000s)	-	-	-	-	-	-	-	-	-	-	-	-	-	-	-	-

1
2
3
4
5
6
7
8
9
10
11
12

CR Coal Yard

2023 2024 2025 2026 2027 2028 2029 2030 2031 2032 2033 2034 2035 2036 2037 2038 2039

Revenue Requirements Cal

Expenses\ Avoided Costs:

Fuel Costs	-	-	-	-	-	-	-	-	-	-	-	-	-	-	-	-
Fuel Reservation Charge	-	-	-	-	-	-	-	-	-	-	-	-	-	-	-	-
Capacity Cost	-	-	-	-	-	-	-	-	-	-	-	-	-	-	-	-
Transmission Cost	-	-	-	-	-	-	-	-	-	-	-	-	-	-	-	-
Fixed O&M	-	-	-	-	-	-	-	-	-	-	-	-	-	-	-	-
Non-Fuel Variable O&M	-	-	-	-	-	-	-	-	-	-	-	-	-	-	-	-
Consumables	-	-	-	-	-	-	-	-	-	-	-	-	-	-	-	-
Waste Disposal/(By-product Sales	-	-	-	-	-	-	-	-	-	-	-	-	-	-	-	-
Overheads	-	-	-	-	-	-	-	-	-	-	-	-	-	-	-	-
Property Taxes	-	-	-	-	-	-	-	-	-	-	-	-	-	-	-	-
Avoided Capacity Payment	-	-	-	-	-	-	-	-	-	-	-	-	-	-	-	-
Change in Production Costs	-	-	-	-	-	-	-	-	-	-	-	-	-	-	-	-
Total Expenses	-	-	-	-	-	-	-	-	-	-	-	-	-	-	-	-
Return	-	-	-	-	-	-	-	-	-	-	-	-	-	-	-	-
Book Depreciation	-	-	-	-	-	-	-	-	-	-	-	-	-	-	-	-
Deferred Taxes	-	-	-	-	-	-	-	-	-	-	-	-	-	-	-	-
Book Depreciation, Deferred Ta	-	-	-	-	-	-	-	-	-	-	-	-	-	-	-	-
Income Tax Required	-	-	-	-	-	-	-	-	-	-	-	-	-	-	-	-
Revenue Requirements	-	-	-	-	-	-	-	-	-	-	-	-	-	-	-	-
PV of Revenue Requirements (\$0	-	-	-	-	-	-	-	-	-	-	-	-	-	-	-	-
Cumulative Revenue Requireme	-	-	-	-	-	-	-	-	-	-	-	-	-	-	-	-
PVRR (\$000s)	-	-	-	-	-	-	-	-	-	-	-	-	-	-	-	-

1
2
3
4
5
6
7
8
9
10
11

CR Coal Yard

	2006	2007	2008	2009	2010	2011	2012	2013	2014 Inservice	2015	2016	2017	2018	2019	2020	2021	2022
Revenue Requirements Calculation																	
Expenses\ Avoided Costs:																	
Fuel Costs	-	-	-	-	-	-	-	-	-	-	-	-	-	-	-	-	-
Fuel Reservation Charge	-	-	-	-	-	-	-	-	-	-	-	-	-	-	-	-	-
Capacity Cost	-	-	-	-	-	-	-	-	-	-	-	-	-	-	-	-	-
Transmission Cost	-	-	-	-	-	-	-	-	-	-	-	-	-	-	-	-	-
Fixed O&M	-	-	-	-	-	-	-	-	-	-	-	-	-	-	-	-	-
Non-Fuel Variable O&M	-	-	-	-	-	-	-	-	-	-	-	-	-	-	-	-	-
Consumables	-	-	-	-	-	-	-	-	-	-	-	-	-	-	-	-	-
Waste Disposal/(By-product Sales)	-	-	-	-	-	-	-	-	-	-	-	-	-	-	-	-	-
Overheads	-	-	-	-	-	-	-	-	-	-	-	-	-	-	-	-	-
Property Taxes	-	-	-	-	-	-	-	-	-	-	-	-	-	-	-	-	-
Avoided Capacity Payment	-	-	-	-	-	-	-	-	-	-	-	-	-	-	-	-	-
Change in Production Costs	-	-	-	-	-	-	-	-	-	-	-	-	-	-	-	-	-
Total Expenses	-	-	-	-	-	-	-	-	-	-	-	-	-	-	-	-	-
Return	-	-	-	-	-	-	-	-	-	-	-	-	-	-	-	-	-
Book Depreciation	-	-	-	-	-	-	-	-	-	-	-	-	-	-	-	-	-
Deferred Taxes	-	-	-	-	-	-	-	-	-	-	-	-	-	-	-	-	-
Book Depreciation, Deferred Taxes, and Return	-	-	-	-	-	-	-	-	-	-	-	-	-	-	-	-	-
Income Tax Required	-	-	-	-	-	-	-	-	-	-	-	-	-	-	-	-	-
Revenue Requirements	-	-	-	-	-	-	-	-	-	-	-	-	-	-	-	-	-
PV of Revenue Requirements (\$000s)	-	-	-	-	-	-	-	-	-	-	-	-	-	-	-	-	-
Cumulative Revenue Requirements	-	-	-	-	-	-	-	-	-	-	-	-	-	-	-	-	-
PVRR (\$000s)	-	-	-	-	-	-	-	-	-	-	-	-	-	-	-	-	-

2
3
4
5
6
7
8
9
10
11
12

CR Coal Yard

2023 2024 2025 2026 2027 2028 2029 2030 2031 2032 2033 2034 2035 2036 2037 2038 2039

Revenue Requirements Cal

Expenses/ Avoided Costs:

Fuel Costs	-	-	-	-	-	-	-	-	-	-	-	-	-	-	-	-
Fuel Reservation Charge	-	-	-	-	-	-	-	-	-	-	-	-	-	-	-	-
Capacity Cost	-	-	-	-	-	-	-	-	-	-	-	-	-	-	-	-
Transmission Cost	-	-	-	-	-	-	-	-	-	-	-	-	-	-	-	-
Fixed O&M	-	-	-	-	-	-	-	-	-	-	-	-	-	-	-	-
Non-Fuel Variable O&M	-	-	-	-	-	-	-	-	-	-	-	-	-	-	-	-
Consumables	-	-	-	-	-	-	-	-	-	-	-	-	-	-	-	-
Waste Disposal/(By-product Sales	-	-	-	-	-	-	-	-	-	-	-	-	-	-	-	-
Overheads	-	-	-	-	-	-	-	-	-	-	-	-	-	-	-	-
Property Taxes	-	-	-	-	-	-	-	-	-	-	-	-	-	-	-	-
Avoided Capacity Payment	-	-	-	-	-	-	-	-	-	-	-	-	-	-	-	-
Change in Production Costs	-	-	-	-	-	-	-	-	-	-	-	-	-	-	-	-
Total Expenses	-	-	-	-	-	-	-	-	-	-	-	-	-	-	-	-
Return	-	-	-	-	-	-	-	-	-	-	-	-	-	-	-	-
Book Depreciation	-	-	-	-	-	-	-	-	-	-	-	-	-	-	-	-
Deferred Taxes	-	-	-	-	-	-	-	-	-	-	-	-	-	-	-	-
Book Depreciation, Deferred Ta	-	-	-	-	-	-	-	-	-	-	-	-	-	-	-	-
Income Tax Required	-	-	-	-	-	-	-	-	-	-	-	-	-	-	-	-
Revenue Requirements	-	-	-	-	-	-	-	-	-	-	-	-	-	-	-	-
PV of Revenue Requirements (\$0	-	-	-	-	-	-	-	-	-	-	-	-	-	-	-	-
Cumulative Revenue Requireme	-	-	-	-	-	-	-	-	-	-	-	-	-	-	-	-
PVRR (\$000s)	-	-	-	-	-	-	-	-	-	-	-	-	-	-	-	-

1
2
3
4
5
6
7
8
9
10
11

60

**PEF's Response to Staff's
First Set of Interrogatories**

No. 5

2009 2010 2011 2012 2013 2014 2015 2016 2017 2018 2019

Figure 1. SO2 Emissions

Baseline

Plan A

Plan B

Plan C

Plan D

Plan E

Plan F

Equiv Allowances



1
2
3
4
5
6
7
8

Figure 2. NOx Emissions

Baseline

Plan A

Plan B

Plan C

Plan D

Plan E

Plan F

Allowances



9
10
11
12
13
14
15
14

Figure 3. Mercury Emissions

Baseline

Plan A

Plan B

Plan C

Plan D

Plan E

Plan F

Allowances




17
18
19
20
21
22
23
24

2020 2021 2022 2023 2024 2025 2026



1
2
3
4
5
6
7
8



9
10
11
12
13
14
15
16



17
18
19
20
21
22
23
24