

CONFIDENTIAL

080001-EI

DECLASSIFIED

FPSC FORM 423-1

MONTHLY REPORT OF COST AND QUALITY OF FUEL FOR ELECTRIC PLANTS
ORIGIN, VOLUME, DELIVERED PRICE AND AS RECEIVED QUALITY

1. REPORTING MONTH: 10/2007
2. REPORTING COMPANY: FLORIDA POWER CORPORATION

3. NAME, TITLE, TELEPHONE NUMBER OF CONTACT PERSON CONCERNING DATA
SUBMITTED ON THIS FORM: JILL ALLYSON BUS. FIN. ANALYST (919) 546-7949

4. SIGNATURE OF OFFICIAL SUBMITTED REPORT: [Signature]
JOEL RUTLEDGE
LEAD BUS. FIN. ANALYST

5. DATE COMPLETED: 12/13/2007

LINE NO.	PLANT NAME	SUPPLIER NAME	SHIPPING POINT	PURCHASE TYPE	DELIVERY LOCATION	DELIVERY DATE	DELIVERY TYPE OIL	SULFUR CONTENT (%)	BTU CONTENT (Btu/gal)	VOLUME (Bbls)	DELIVERED PRICE (\$/Bbl)
(a)	(b)	(c)	(d)	(e)	(f)	(g)	(h)	(i)	(j)	(k)	(l)
1	Anclote	Transfer Facility	Martin Gas Terminal	N/A	FOB PLANT	10/2007	FO2	0.44	137,879	1,033	\$0.1920
2	Avon Park Peakers	Transfer Facility	Martin Gas Terminal	N/A	FOB PLANT	10/2007	FO2	0.44	137,879	2,576	\$3.6742
3	Bartow Steam Plant	RIO Energy International Inc.	Houston, TX	MTC	FOB TERMINAL	10/2007	FO6	1.24	156,454	498,627	\$52.2931
4	Bayboro Peakers	Transfer Facility	Martin Gas Terminal	N/A	FOB PLANT	10/2007	FO2	0.44	137,879	41,252	\$1.7623
5	Crystal River	Transfer Facility	Martin Gas Terminal	N/A	FOB PLANT	10/2007	FO2	0.44	137,879	4,485	\$1.1377
6	DeBary Peakers	Colonial Oil Industries Inc.	Jacksonville, FL	MTC	FOB PLANT	10/2007	FO2	0.05	137,006	16,320	\$100.3327
7	DeBary Peakers	Transfer Facility	Martin Gas Terminal	N/A	FOB PLANT	10/2007	FO2	0.44	137,879	23,351	\$3.9473
8	Intersession City Peakers	BP Products North America Inc	Central Florida Pipeline, FL	MTC	FOB PLANT	10/2007	FO2	6.70	140,091	15,144	\$102.6697
9	Martin Gas Terminal	Martin Product Sales	Houston, TX	S	FOB TERMINAL	10/2007	FO2	0.44	137,879	90,521	\$96.9925
10	Rio Pinar Peakers	Transfer Facility	Martin Gas Terminal	N/A	FOB PLANT	10/2007	FO2	0.44	137,879	856	\$4.3074
11	Suwannee Steam Plant	RIO Energy International Inc.	St. Marks, FL	MTC	FOB PLANT	10/2007	FO6	0.94	158,300	32,606	\$69.8040
12	Suwannee Steam Plant	TexPar Energy LLC	Bainbridge, GA	S	FOB PLANT	10/2007	FO5	0.70	144,600	1,788	\$43.1174
13	Suwannee Steam Plant	Western Fuels & Asphalt Supply	El Dorado, KS	MTC	FOB PLANT	10/2007	FO6	1.00	155,000	520	\$64.8494
14	Suwannee Steam Plant	Western Fuels & Asphalt Supply	Toledo, OH	MTC	FOB PLANT	10/2007	FO6	1.00	155,000	4,045	\$64.8494
15	Turner Peakers	Transfer Facility	Martin Gas Terminal	N/A	FOB PLANT	10/2007	FO2	0.44	137,879	10,456	\$2.101

DECLASSIFIED

03/24/2010 kmp

DOCUMENT NUMBER-DATE

00238 JAN-98 *AKH*

FPSC-COMMISSION CLERK

DECLASSIFIED

**SPECIFIED
CONFIDENTIAL**

FPSC FORM 423-1(A)
MONTHLY REPORT OF COST AND QUALITY OF FUEL FOR ELECTRIC PLANTS
ORIGIN, VOLUME, DELIVERED PRICE AND AS RECEIVED QUALITY

1. REPORTING MONTH: 10/2007
2. REPORTING COMPANY: FLORIDA POWER CORPORATION

3. NAME, TITLE, TELEPHONE NUMBER OF CONTACT PERSON CONCERNING DATA
SUBMITTED ON THIS FORM: JILL ALLYSON BUS, FIN. ANALYST (919) 546-7949

4. SIGNATURE OF OFFICIAL SUBMITTED REPORT: 
JOEL RUTLEDGE
LEAD BUS. FIN. ANALYST

5. DATE COMPLETED: 12/13/2007

LINE NO.	PLANT NAME	SUPPLIER NAME	DELIVERY LOCATION	DELIVERY DATE	TYPE OIL	VOLUME (Bbbls)	INVOICE	INVOICE	DISCOUNT (\$)	NET	NET	QUALITY ADJUST (\$/Bbbls)	EFFECTIVE	TRANSPORT	ADDITIONAL TRANSPORT (\$/Bbbls)	OTHER CHARGES (\$/Bbbls)	DELIVERED
							PRICE (\$/Bbbls)	AMOUNT (\$)		AMOUNT (\$)	PRICE (\$/Bbbls)		PURCHASE PRICE (\$/Bbbls)	TO TERMINAL (\$/Bbbls)			PRICE (\$/Bbbls)
1	Anclote	Transfer Facility	FOB PLANT	10/2007	FO2	1,033	\$0.00	\$0.00	\$0.00	\$0.00	\$0.00	\$0.00	\$2.70	\$0.00	\$2.70	\$(2.51)	\$0.19
2	Avon Park Peakers	Transfer Facility	FOB PLANT	10/2007	FO2	2,576	\$0.00	\$0.00	\$0.00	\$0.00	\$0.00	\$0.00	\$3.67	\$0.00	\$3.67	\$0.00	\$3.67
3	Bartow Steam Plant	RIO Energy International Inc.	FOB TERMINAL	10/2007	FO6	498,627	\$62.00	\$30,916,412.42	\$0.00	\$30,916,412.42	\$62.00	\$0.23	\$62.24	\$0.39	\$0.00	\$(10.33)	\$52.29
4	Bayboro Peakers	Transfer Facility	FOB PLANT	10/2007	FO2	41,252	\$0.00	\$110.00	\$0.00	\$110.00	\$0.00	\$0.00	\$4.63	\$0.00	\$4.63	\$(2.87)	\$1.76
5	Crystal River	Transfer Facility	FOB PLANT	10/2007	FO2	4,485	\$0.00	\$0.00	\$0.00	\$0.00	\$0.00	\$0.00	\$3.91	\$0.00	\$3.91	\$(2.77)	\$1.14
6	DeBary Peakers	Colonial Oil Industries Inc.	FOB PLANT	10/2007	FO2	16,320	\$102.80	\$1,677,647.64	\$0.00	\$1,677,647.64	\$102.80	\$0.00	\$102.80	\$2.43	\$0.00	\$(4.90)	\$100.33
7	DeBary Peakers	Transfer Facility	FOB PLANT	10/2007	FO2	23,351	\$0.00	\$0.00	\$0.00	\$0.00	\$0.00	\$0.00	\$4.14	\$0.00	\$4.14	\$(1.19)	\$3.95
8	Intersession City Peakers	BP Products North America Inc	FOB PLANT	10/2007	FO2	15,144	\$108.10	\$1,637,073.01	\$0.00	\$1,637,073.01	\$108.10	\$0.00	\$108.10	\$0.00	\$0.00	\$(5.43)	\$102.67
9	Martin Gas Terminal	Martin Product Sales	FOB TERMINAL	10/2007	FO2	90,521	\$94.31	\$8,536,563.43	\$0.00	\$8,536,563.43	\$94.31	\$0.00	\$94.31	\$2.61	\$0.00	\$0.08	\$96.99
10	Rio Pinar Peakers	Transfer Facility	FOB PLANT	10/2007	FO2	856	\$0.00	\$0.00	\$0.00	\$0.00	\$0.00	\$0.00	\$4.31	\$0.00	\$4.31	\$0.00	\$4.31
11	Suwannee Steam Plant	RIO Energy International Inc.	FOB PLANT	10/2007	FO6	32,606	\$69.80	\$2,275,994.31	\$0.00	\$2,275,994.31	\$69.80	\$0.00	\$69.80	\$0.00	\$0.00	\$0.00	\$69.80
12	Suwannee Steam Plant	TexPar Energy LLC	FOB PLANT	10/2007	FO5	1,788	\$43.12	\$77,107.20	\$0.00	\$77,107.20	\$43.12	\$0.00	\$43.12	\$0.00	\$0.00	\$0.00	\$43.12
13	Suwannee Steam Plant	Western Fuels & Asphalt Supply	FOB PLANT	10/2007	FO6	520	\$64.85	\$33,701.61	\$0.00	\$33,701.61	\$64.85	\$0.00	\$64.85	\$0.00	\$0.00	\$0.00	\$64.85
14	Suwannee Steam Plant	Western Fuels & Asphalt Supply	FOB PLANT	10/2007	FO6	4,045	\$64.85	\$262,324.77	\$0.00	\$262,324.77	\$64.85	\$0.00	\$64.85	\$0.00	\$0.00	\$0.00	\$64.85
15	Turner Peakers	Transfer Facility	FOB PLANT	10/2007	FO2	10,456	\$0.00	\$0.00	\$0.00	\$0.00	\$0.00	\$0.00	\$3.51	\$0.00	\$3.51	\$(3.30)	\$ 21

MONTHLY REPORT OF COST AND QUALITY OF COAL FOR ELECTRIC PLANTS
ORIGIN, TONNAGE, DELIVERED PRICE AND AS RECEIVED QUALITY

**SPECIFIED
CONFIDENTIAL**

1. Report for: Mo. 10/2007
 2. Reporting Company: Florida Power Corporation
 3. Plant Name: Transfer Facility - IMT

4. NAME, TITLE, TELEPHONE NUMBER OF CONTACT PERSON CONCERNING DATA
 SUBMITTED ON THIS FORM: Jon Putnam, Business Financial Analyst, (919) 546-6368

5. Signature of Official Submitting Report : 
 Joel Rutledge - Lead Business Financial Analyst

6. DATE COMPLETED: 12/18/2007

DECLASSIFIED

Line No.	Supplier Name	Mine Location	Purchase Type	Transportation Mode	Tons	Effective Purchase Price (\$/Ton)	Total Transportation Cost (\$/Ton)	F.O.B. Plant Price (\$/Ton)	As Received Coal Quality			
									Percent Sulfur (%)	Btu Content (Btu/lb)	Percent Ash (%)	Percent Moisture (%)
(a)	(b)	(c)	(d)	(e)	(f)	(g)	(h)	(i)	(j)	(k)	(l)	(m)
1	Central Coal Company	8, WV, 39	MTC	B	24,821	\$65.03	\$12.28	\$77.31	0.72	12,449	11.17	6.34
2	Keystone Industries LLC	8, WV, 39	MTC	B	24,531	\$64.95	\$12.41	\$77.36	0.71	12,333	11.57	6.60
3	Massey Utility Sales Company	8, WV, 99	S	B	10,258	\$25.51	\$10.96	\$36.47	0.57	9,504	28.29	7.42

MONTHLY REPORT OF COST AND QUALITY OF COAL FOR ELECTRIC PLANTS
ORIGIN, TONNAGE, DELIVERED PRICE AND AS RECEIVED QUALITY

**SPECIFIED
CONFIDENTIAL**

1. Report for: Mo. 10/2007
2. Reporting Company: Florida Power Corporation
3. Plant Name: Transfer Facility - TECO

4. NAME, TITLE, TELEPHONE NUMBER OF CONTACT PERSON CONCERNING DATA
SUBMITTED ON THIS FORM: Jon Putnam, Business Financial Analyst, (919) 546-6368

5. Signature of Official Submitting Report : Joel Rutledge
Joel Rutledge - Lead Business Financial Analyst

6. DATE COMPLETED: 12/18/2007

DECLASSIFIED

As Received Coal Quality

Line No.	Supplier Name	Mine Location	Purchase Type	Transportation Mode	Tons	Effective Purchase Price (\$/Ton)	Total Transportation Cost (\$/Ton)	F.O.B. Plant Price (\$/Ton)	As Received Coal Quality			
									Percent Sulfur (%)	Btu Content (Btu/lb)	Percent Ash (%)	Percent Moisture (%)
(a)	(b)	(c)	(d)	(e)	(f)	(g)	(h)	(i)	(j)	(k)	(l)	(m)
1	Glencore Ltd.	999, IM, 45	MTC	OB	143,667	\$61.35	\$0.20	\$61.55	0.69	12,256	6.27	9.25


MONTHLY REPORT OF COST AND QUALITY OF COAL FOR ELECTRIC PLANTS
ORIGIN, TONNAGE, DELIVERED PRICE AND AS RECEIVED QUALITY

**SPECIFIED
CONFIDENTIAL**

1. Report for: Mo. 10/2007
2. Reporting Company: Florida Power Corporation
3. Plant Name: Crystal River 1 & 2

4. NAME, TITLE, TELEPHONE NUMBER OF CONTACT PERSON CONCERNING DATA
SUBMITTED ON THIS FORM: Jon Putnam, Business Financial Analyst, (919) 546-6368

5. Signature of Official Submitting Report :



Joel Rutledge - Lead Business Financial Analyst

6. DATE COMPLETED: 12/18/2007

DECLASSIFIED

Line No.	Supplier Name	Mine Location	Purchase Type	Transportation Mode	Tons	Effective Purchase Price (\$/Ton)	Total Transportation Cost (\$/Ton)	F.O.B. Plant Price (\$/Ton)	As Received Coal Quality			
									Percent Sulfur (%)	Btu Content (Btu/lb)	Percent Ash (%)	Percent Moisture (%)
(a)	(b)	(c)	(d)	(e)	(f)	(g)	(h)	(i)	(j)	(k)	(l)	(m)
1	B&W Resources Inc	8, KY, 51	MTC	UR	35,014	\$54.36	\$26.03	\$80.39	0.91	12,632	9.58	5.55
2	CAM Mining LLC	8, KY, 195	MTC	UR	11,620	\$57.97	\$26.04	\$84.01	0.97	12,499	9.65	6.99
3	Consol Energy Sales Company	8, KY, 119	MTC	UR	34,420	\$54.93	\$26.02	\$80.96	1.14	12,699	8.34	6.49
4	Constellation Energy Commodities Group Inc.	8, KY, 71	MTC	UR	22,878	\$52.25	\$25.40	\$77.64	1.12	12,440	9.80	5.67
5	ICG LLC	8, KY, 119	MTC	UR	10,981	\$49.02	\$25.90	\$74.91	1.08	12,279	11.88	5.57
6	Massey Utility Sales Company	8, WV, 5	MTC	UR	11,400	\$50.14	\$26.18	\$76.33	0.80	11,846	13.23	7.48
7	Transfer Facility	N/A	N/A	GB	4,235	\$73.39	\$7.18	\$80.57	0.71	11,998	6.37	11.40
8	Trinity Coal Marketing LLC	8, KY, 193	LTC	UR	22,690	\$52.48	\$26.05	\$78.53	0.99	12,312	10.63	6.65


MONTHLY REPORT OF COST AND QUALITY OF COAL FOR ELECTRIC PLANTS
ORIGIN, TONNAGE, DELIVERED PRICE AND AS RECEIVED QUALITY

**SPECIFIED
CONFIDENTIAL**

1. Report for: Mo. 10/2007
2. Reporting Company: Florida Power Corporation
3. Plant Name: Crystal River 4 & 5

4. NAME, TITLE, TELEPHONE NUMBER OF CONTACT PERSON CONCERNING DATA
SUBMITTED ON THIS FORM: Jon Putnam, Business Financial Analyst, (919) 546-6368

5. Signature of Official Submitting Report :


Joel Rutledge - Lead Business Financial Analyst

6. DATE COMPLETED: 12/18/2007

DECLASSIFIED

Line No.	Supplier Name	Mine Location	Purchase Type	Transportation Mode	Tons	Effective Purchase Price (\$/Ton)	Total Transportation Cost (\$/Ton)	F.O.B. Plant Price (\$/Ton)	As Received Coal Quality			
									Percent Sulfur (%)	Btu Content (Btu/lb)	Percent Ash (%)	Percent Moisture (%)
(a)	(b)	(c)	(d)	(e)	(f)	(g)	(h)	(i)	(j)	(k)	(l)	(m)
1	Massey Utility Sales Company	8, WV, 5	MTC	UR	23,343	\$62.36	\$27.90	\$90.27	0.73	12,344	10.45	7.57
2	Massey Utility Sales Company	8, WV, 5	MTC	UR	57,138	\$64.30	\$27.92	\$92.21	0.69	12,768	11.03	5.56
3	MC Mining LLC	8, KY, 195	MTC	UR	33,311	\$63.41	\$26.38	\$89.79	0.59	12,608	9.10	6.47
4	SSM Coal Americas LLC	8, WV, 45	S	UR	11,187	\$41.95	\$28.03	\$69.98	0.70	12,430	13.35	4.75
5	Transfer Facility	N/A	N/A	GB	64,866	\$63.16	\$10.16	\$73.33	0.67	12,189	6.61	9.64
6	Transfer Facility	N/A	N/A	GB	141,231	\$71.36	\$7.84	\$79.19	0.64	12,052	9.58	9.24


MONTHLY REPORT OF COST AND QUALITY OF COAL FOR ELECTRIC PLANTS
ORIGIN, TONNAGE, DELIVERED PRICE AND AS RECEIVED QUALITY

**SPECIFIED
CONFIDENTIAL**

1. Report for: Mo. 10/2007
2. Reporting Company: Florida Power Corporation
3. Plant Name: Transfer Facility - IMT

4. NAME, TITLE, TELEPHONE NUMBER OF CONTACT PERSON CONCERNING DATA
SUBMITTED ON THIS FORM: Jon Putnam, Business Financial Analyst, (919) 546-6368

5. Signature of Official Submitting Report :


Joel Rutledge - Lead Business Financial Analyst

6. DATE COMPLETED: 12/18/2007

DECLASSIFIED

Line No.	Supplier Name	Mine Location	Purchase Type	Tons	F.O.B. Mine Price (\$/Ton)	Short Haul & Loading Charges (\$/Ton)	Original Invoice Price (\$/Ton)	Retro-active Price Inc(Dec) (\$/Ton)	Base Price (\$/Ton)	Quality Adjust-ments (\$/Ton)	Effective Purchase Price (\$/Ton)
(a)	(b)	(c)	(d)	(e)	(f)	(g)	(h)	(i)	(j)	(k)	(l)
1	Central Coal Company	8, WV, 39	MTC	24,821	\$64.25	N/A	\$64.25	\$0.00	\$64.25	\$0.78	\$65.03
2	Keystone Industries LLC	8, WV, 39	MTC	24,531	\$64.25	N/A	\$64.25	\$0.00	\$64.25	\$0.70	\$64.95
3	Massey Utility Sales Company	8, WV, 99	S	10,258	\$25.51	N/A	\$25.51	\$0.00	\$25.51	\$0.00	\$25.51

MONTHLY REPORT OF COST AND QUALITY OF COAL FOR ELECTRIC PLANTS
ORIGIN, TONNAGE, DELIVERED PRICE AND AS RECEIVED QUALITY

**SPECIFIED
CONFIDENTIAL**

1. Report for: Mo. 10/2007
 2. Reporting Company: Florida Power Corporation
 3. Plant Name: Transfer Facility - TECO

4. NAME, TITLE, TELEPHONE NUMBER OF CONTACT PERSON CONCERNING DATA
 SUBMITTED ON THIS FORM: Jon Putnam, Business Financial Analyst, (919) 546-6368

5. Signature of Official Submitting Report :

Joel Rutledge
 Joel Rutledge - Lead Business Financial Analyst

6. DATE COMPLETED: 12/18/2007

DECLASSIFIED

Line No.	Supplier Name	Mine Location	Purchase Type	Tons	F.O.B. Mine Price (\$/Ton)	Short Haul & Loading Charges (\$/Ton)	Original Invoice Price (\$/Ton)	Retro-active Price Inc(Dec) (\$/Ton)	Base Price (\$/Ton)	Quality Adjust-ments (\$/Ton)	Effective Purchase Price (\$/Ton)
(a)	(b)	(c)	(d)	(e)	(f)	(g)	(h)	(i)	(j)	(k)	(l)
1	Glencore Ltd.	999, IM, 45	MTC	143,667	\$62.00	N/A	\$62.00	\$0.00	\$62.00	\$(0.65)	\$61.35


MONTHLY REPORT OF COST AND QUALITY OF COAL FOR ELECTRIC PLANTS
ORIGIN, TONNAGE, DELIVERED PRICE AND AS RECEIVED QUALITY

**SPECIFIED
CONFIDENTIAL**

1. Report for: Mo. 10/2007
2. Reporting Company: Florida Power Corporation
3. Plant Name: Crystal River 1 & 2

4. NAME, TITLE, TELEPHONE NUMBER OF CONTACT PERSON CONCERNING DATA
SUBMITTED ON THIS FORM: Jon Putnam, Business Financial Analyst, (919) 546-6368

5. Signature of Official Submitting Report :


Joel Rutledge - Lead Business Financial Analyst

6. DATE COMPLETED: 12/18/2007

DECLASSIFIED

Line No.	Supplier Name	Mine Location	Purchase Type	Tons	F.O.B. Mine Price (\$/Ton)	Short Haul & Loading Charges (\$/Ton)	Original Invoice Price (\$/Ton)	Retro-active Price Inc(Dec) (\$/Ton)	Base Price (\$/Ton)	Quality Adjust-ments (\$/Ton)	Effective Purchase Price (\$/Ton)
(a)	(b)	(c)	(d)	(e)	(f)	(g)	(h)	(i)	(j)	(k)	(l)
1	B&W Resources Inc	8, KY, 51	MTC	35,014	\$52.50	N/A	\$52.50	\$0.00	\$52.50	\$1.86	\$54.36
2	CAM Mining LLC	8, KY, 195	MTC	11,620	\$56.25	N/A	\$56.25	\$0.00	\$56.25	\$1.72	\$57.97
3	Consol Energy Sales Company	8, KY, 119	MTC	34,420	\$52.00	N/A	\$52.00	\$0.00	\$52.00	\$2.93	\$54.93
4	Constellation Energy Commodities Group Inc.	8, KY, 71	MTC	22,878	\$52.50	N/A	\$52.50	\$0.00	\$52.50	\$(0.25)	\$52.25
5	ICG LLC	8, KY, 119	MTC	10,981	\$48.15	N/A	\$48.15	\$0.00	\$48.15	\$0.87	\$49.02
6	Massey Utility Sales Company	8, WV, 5	MTC	11,400	\$51.75	N/A	\$51.75	\$0.00	\$51.75	\$(1.61)	\$50.14
7	Transfer Facility	N/A	N/A	4,235	\$73.39	N/A	\$73.39	\$0.00	\$73.39	N/A	\$73.39
8	Trinity Coal Marketing LLC	8, KY, 193	LTC	22,690	\$52.00	N/A	\$52.00	\$0.00	\$52.00	\$0.48	\$52.48


MONTHLY REPORT OF COST AND QUALITY OF COAL FOR ELECTRIC PLANTS
ORIGIN, TONNAGE, DELIVERED PRICE AND AS RECEIVED QUALITY

**SPECIFIED
CONFIDENTIAL**

1. Report for: Mo. 10/2007
2. Reporting Company: Florida Power Corporation
3. Plant Name: Crystal River 4 & 5

4. NAME, TITLE, TELEPHONE NUMBER OF CONTACT PERSON CONCERNING DATA
SUBMITTED ON THIS FORM: Jon Putnam, Business Financial Analyst, (919) 546-6368

5. Signature of Official Submitting Report :


Joel Rutledge - Lead Business Financial Analyst

6. DATE COMPLETED: 12/18/2007

DECLASSIFIED

Line No.	Supplier Name	Mine Location	Purchase Type	Tons	F.O.B. Mine Price (\$/Ton)	Short Haul & Loading Charges (\$/Ton)	Original Invoice Price (\$/Ton)	Retro-active Price Inc(Dec) (\$/Ton)	Base Price (\$/Ton)	Quality Adjust-ments (\$/Ton)	Effective Purchase Price (\$/Ton)
(a)	(b)	(c)	(d)	(e)	(f)	(g)	(h)	(i)	(j)	(k)	(l)
1	Massey Utility Sales Company	8, WV, 5	MTC	23,343	\$60.50	N/A	\$60.50	\$0.00	\$60.50	\$1.86	\$62.36
2	Massey Utility Sales Company	8, WV, 5	MTC	57,138	\$60.50	N/A	\$60.50	\$0.00	\$60.50	\$3.80	\$64.30
3	MC Mining LLC	8, KY, 195	MTC	33,311	\$61.00	N/A	\$61.00	\$0.00	\$61.00	\$2.41	\$63.41
4	SSM Coal Americas LLC	8, WV, 45	S	11,187	\$40.50	N/A	\$40.50	\$0.00	\$40.50	\$1.45	\$41.95
5	Transfer Facility	N/A	N/A	64,866	\$63.16	N/A	\$63.16	\$0.00	\$63.16	N/A	\$63.16
6	Transfer Facility	N/A	N/A	141,231	\$71.36	N/A	\$71.36	\$0.00	\$71.36	N/A	\$71.36

MONTHLY REPORT OF COST AND QUALITY OF COAL FOR ELECTRIC PLANTS
ORIGIN, TONNAGE, DELIVERED PRICE AND AS RECEIVED QUALITY

**SPECIFIED
CONFIDENTIAL**

1. Report for: Mo. 10/2007
2. Reporting Company: Florida Power Corporation
3. Plant Name: Transfer Facility - IMT

4. NAME, TITLE, TELEPHONE NUMBER OF CONTACT PERSON CONCERNING DATA
SUBMITTED ON THIS FORM: Jon Putnam, Business Financial Analyst, (919) 546-6368

5. Signature of Official Submitting Report :

Joel Rutledge
Joel Rutledge - Lead Business Financial Analyst

6. DATE COMPLETED: 12/18/2007

DECLASSIFIED

Line No.	Supplier Name	Mine Location	Shipping Point	Transportation Mode	Tons	Effective Purchase Price (\$/Ton)	Additional Shorthaul & Loading Charges (\$/Ton)	Rail Rate (\$/Ton)	Other Rail Charges (\$/Ton)	River Barge Rate (\$/Ton)	Trans-loading Rate (\$/Ton)	Ocean Barge Rate (\$/Ton)	Other Water Charges (\$/Ton)	Other Related Charges (\$/Ton)	Transportation Charges (\$/Ton)	F.O.B. Plant Price (\$/Ton)
(a)	(b)	(c)	(d)	(e)	(f)	(g)	(h)	(i)	(j)	(k)	(l)	(m)	(n)	(o)	(p)	(q)
1	Central Coal Company	8, WV, 39	Winifrede Dock,	B	24,821	\$65.03	N/A	N/A	N/A	\$10.55	\$1.64	N/A	\$0.09	N/A	\$12.28	\$77.31
2	Keystone Industries LLC	8, WV, 39	Marmet Dock,	B	24,531	\$64.95	N/A	N/A	N/A	\$10.55	\$1.86	N/A	\$0.00	N/A	\$12.41	\$77.36
3	Massey Utility Sales Company	8, WV, 99	Ceredo Dock,	B	10,258	\$25.51	N/A	N/A	N/A	\$8.79	\$2.02	N/A	\$0.15	N/A	\$10.96	\$36.47


MONTHLY REPORT OF COST AND QUALITY OF COAL FOR ELECTRIC PLANTS
ORIGIN, TONNAGE, DELIVERED PRICE AND AS RECEIVED QUALITY

**SPECIFIED
CONFIDENTIAL**

1. Report for: Mo. 10/2007
 2. Reporting Company: Florida Power Corporation
 3. Plant Name: Transfer Facility - TECO

4. NAME, TITLE, TELEPHONE NUMBER OF CONTACT PERSON CONCERNING DATA
 SUBMITTED ON THIS FORM: Jon Putnam, Business Financial Analyst, (919) 546-6368

5. Signature of Official Submitting Report :


 Joel Rutledge - Lead Business Financial Analyst

6. DATE COMPLETED: 12/18/2007

DECLASSIFIED

Line No.	Supplier Name	Mine Location	Shipping Point	Transportation Mode	Tons	Effective Purchase Price (\$/Ton)	Additional Shorthaul & Loading Charges (\$/Ton)	Rail Rate (\$/Ton)	Other Rail Charges (\$/Ton)	River Barge Rate (\$/Ton)	Trans-loading Rate (\$/Ton)	Ocean Barge Rate (\$/Ton)	Other Water Charges (\$/Ton)	Other Related Charges (\$/Ton)	Transportation Charges (\$/Ton)	F.O.B. Plant Price (\$/Ton)
(a)	(b)	(c)	(d)	(e)	(f)	(g)	(h)	(i)	(j)	(k)	(l)	(m)	(n)	(o)	(p)	(q)
1	Glencore Ltd.	999, IM, 45	La Jagua, S.A.	OB	143,667	\$61.35	N/A	N/A	N/A	N/A	\$0.00	N/A	\$0.20	N/A	\$0.20	\$61.55


MONTHLY REPORT OF COST AND QUALITY OF COAL FOR ELECTRIC PLANTS
ORIGIN, TONNAGE, DELIVERED PRICE AND AS RECEIVED QUALITY

**SPECIFIED
CONFIDENTIAL**

1. Report for: Mo. 10/2007
2. Reporting Company: Florida Power Corporation
3. Plant Name: Crystal River 1 & 2

4. NAME, TITLE, TELEPHONE NUMBER OF CONTACT PERSON CONCERNING DATA
SUBMITTED ON THIS FORM: Jon Putnam, Business Financial Analyst, (919) 546-6368

5. Signature of Official Submitting Report :


Joel Rutledge - Lead Business Financial Analyst

6. DATE COMPLETED: 12/18/2007

DECLASSIFIED

Line No.	Supplier Name	Mine Location	Shipping Point	Transportation Mode	Tons	Effective Purchase Price (\$/Ton)	Additional Shorthaul & Loading Charges (\$/Ton)	Rail Rate (\$/Ton)	Other Rail Charges (\$/Ton)	River Barge Rate (\$/Ton)	Trans-loading Rate (\$/Ton)	Ocean Barge Rate (\$/Ton)	Other Water Charges (\$/Ton)	Other Related Charges (\$/Ton)	Transportation Charges (\$/Ton)	F.O.B. Plant Price (\$/Ton)
(a)	(b)	(c)	(d)	(e)	(f)	(g)	(h)	(i)	(j)	(k)	(l)	(m)	(n)	(o)	(p)	(q)
1	B&W Resources Inc	8, KY, 51	Resource, KY	UR	35,014	\$54.36	N/A	\$24.72	\$1.31	N/A	N/A	N/A	N/A	N/A	\$26.03	\$80.39
2	CAM Mining LLC	8, KY, 195	Damron Fork, KY	UR	11,620	\$57.97	N/A	\$24.87	\$1.17	N/A	N/A	N/A	N/A	N/A	\$26.04	\$84.01
3	Consol Energy Sales Company	8, KY, 119	Mousie, KY	UR	34,420	\$54.93	N/A	\$24.87	\$1.15	N/A	N/A	N/A	N/A	N/A	\$26.02	\$80.96
4	Constellation Energy Commodities Group	8, KY, 71	Ivel, KY	UR	22,878	\$52.25	N/A	\$23.40	\$1.99	N/A	N/A	N/A	N/A	N/A	\$25.40	\$77.64
5	ICG LLC	8, KY, 119	Raven	UR	10,981	\$49.02	N/A	\$24.87	\$1.03	N/A	N/A	N/A	N/A	N/A	\$25.90	\$74.91
6	Massey Utility Sales Company	8, WV, 5	Hutchinson, WV	UR	11,400	\$50.14	N/A	\$26.60	\$(0.42)	N/A	N/A	N/A	N/A	N/A	\$26.18	\$76.33
7	Transfer Facility	N/A	Myrtle Grove, La	GB	4,235	\$73.39	N/A	N/A	N/A	N/A	\$0.00	\$7.18	\$0.00	N/A	\$7.18	\$80.57
8	Trinity Coal Marketing LLC	8, KY, 193	Banner, KY	UR	22,690	\$52.48	N/A	\$24.87	\$1.18	N/A	N/A	N/A	N/A	N/A	\$26.05	\$78.53

MONTHLY REPORT OF COST AND QUALITY OF COAL FOR ELECTRIC PLANTS
ORIGIN, TONNAGE, DELIVERED PRICE AND AS RECEIVED QUALITY

**SPECIFIED
CONFIDENTIAL**

1. Report for: Mo. 10/2007
2. Reporting Company: Florida Power Corporation
3. Plant Name: Crystal River 4 & 5

4. NAME, TITLE, TELEPHONE NUMBER OF CONTACT PERSON CONCERNING DATA
SUBMITTED ON THIS FORM: Jon Putnam, Business Financial Analyst, (919) 546-6368

5. Signature of Official Submitting Report : 
Joel Rutledge - Lead Business Financial Analyst

6. DATE COMPLETED: 12/18/2007

DECLASSIFIED

Line No.	Supplier Name	Mine Location	Shipping Point	Transportation Mode	Tons	Effective Purchase Price (\$/Ton)	Additional Shorthaul & Loading Charges (\$/Ton)	Rail Rate (\$/Ton)	Other Rail Charges (\$/Ton)	River Barge Rate (\$/Ton)	Trans-loading Rate (\$/Ton)	Ocean Barge Rate (\$/Ton)	Other Water Charges (\$/Ton)	Other Related Charges (\$/Ton)	Transportation Charges (\$/Ton)	F.O.B. Plant Price (\$/Ton)	
																	(a)
1	Massey Utility Sales Company	8, WV, 5	Hutchinson, WV	UR	23,343	\$62.36	N/A	\$26.60	\$1.30	N/A	N/A	N/A	N/A	N/A	N/A	\$27.90	\$90.27
2	Massey Utility Sales Company	8, WV, 5	Sylvester, WV	UR	57,138	\$64.30	N/A	\$26.60	\$1.32	N/A	N/A	N/A	N/A	N/A	N/A	\$27.92	\$92.21
3	MC Mining LLC	8, KY, 195	Scotts Branch,	UR	33,311	\$63.41	N/A	\$24.87	\$1.51	N/A	N/A	N/A	N/A	N/A	N/A	\$26.38	\$89.79
4	SSM Coal Americas LLC	8, WV, 45	Pardee, WV	UR	11,187	\$41.95	N/A	\$26.60	\$1.43	N/A	N/A	N/A	N/A	N/A	N/A	\$28.03	\$69.98
5	Transfer Facility	N/A	Davant, La	GB	64,866	\$63.16	N/A	N/A	N/A	N/A	\$2.54	\$7.49	\$0.13	N/A	\$10.16	\$73.33	
6	Transfer Facility	N/A	Myrtle Grove, La	GB	141,231	\$71.36	N/A	N/A	N/A	N/A	\$0.00	\$7.44	\$0.40	N/A	\$7.84	\$79.19	

MONTHLY REPORT OF COST AND QUALITY OF COAL FOR ELECTRIC PLANTS
ORIGIN, TONNAGE, DELIVERED PRICE AND AS RECEIVED QUALITY

**SPECIFIED
CONFIDENTIAL**

1. Report for: Mo. 10/2007
 2. Reporting Company: Florida Power Corporation
 3. Plant Name: Transfer Facility - IMT

4. NAME, TITLE, TELEPHONE NUMBER OF CONTACT PERSON CONCERNING DATA
 SUBMITTED ON THIS FORM: Jon Putnam, Business Financial Analyst, (919) 546-6368

5. Signature of Official Submitting Report:


 Joel Rutledge - Lead Business Financial Analyst

6. DATE COMPLETED: 12/18/2007

DECLASSIFIED

Line No.	Month Reported	Form Plant Name	Intended Generating Plant	Supplier Name	Original Line Number	Volume (tons)	Form No.	Column Title	Old Value	New Value	New F.O.B. Plant Price	Reason for Revision
(a)	(b)	(c)	(d)	(e)	(f)	(g)	(h)	(i)	(j)	(k)	(l)	(m)
2	06/07	Transfer Facility - IMT	Glencore Ltd		3	70,210	2B	(n) Other Water Charges	\$0.30	\$0.54	\$65.86	Revision to Rate
3	07/07	Transfer Facility - IMT	Guasare Coal International NV		2	45,481	2B	(n) Other Water Charges	\$2.28	\$2.38	\$73.35	Revision to Rate


MONTHLY REPORT OF COST AND QUALITY OF COAL FOR ELECTRIC PLANTS
ORIGIN, TONNAGE, DELIVERED PRICE AND AS RECEIVED QUALITY

**SPECIFIED
CONFIDENTIAL**

1. Report for: Mo. 10/2007
 2. Reporting Company: Florida Power Corporation
 3. Plant Name: Transfer Facility - TECO

4. NAME, TITLE, TELEPHONE NUMBER OF CONTACT PERSON CONCERNING DATA
 SUBMITTED ON THIS FORM: Jon Putnam, Business Financial Analyst, (919) 546-6368

5. Signature of Official Submitting Report:


 Joel Rutledge - Lead Business Financial Analyst

6. DATE COMPLETED: 12/19/2007

DECLASSIFIED

Line No.	Month Reported	Form Plant Name	Intended Generating Plant	Supplier Name	Original Line Number	Volume (tons)	Form No.	Column Title	Old Value	New Value	New F.O.B. Plant Price	Reason for Revision
(a)	(b)	(c)	(d)	(e)	(f)	(g)	(h)	(i)	(j)	(k)	(l)	(m)
1	07/07	Transfer Facility - TECO	Glencore Ltd		2	81,937	2B	(n) Other Water Charges	\$0.19	(\$0.01)	\$62.96	Revision to Rate
2	09/07	Transfer Facility - TECO	Guasare Coal International NV		2	45,046	2B	(n) Other Water Charges	\$2.56	\$2.66	\$69.78	Revision to Rate

MONTHLY REPORT OF COST AND QUALITY OF COAL FOR ELECTRIC PLANTS
ORIGIN, TONNAGE, DELIVERED PRICE AND AS RECEIVED QUALITY

**SPECIFIED
CONFIDENTIAL**

1. Report for: Mo. 10/2007
 2. Reporting Company: Florida Power Corporation
 3. Plant Name: Crystal River 1 & 2

4. NAME, TITLE, TELEPHONE NUMBER OF CONTACT PERSON CONCERNING DATA
 SUBMITTED ON THIS FORM: Jon Putnam, Business Financial Analyst, (919) 546-6368

5. Signature of Official Submitting Report:

Joel Rutledge

 Joel Rutledge - Lead Business Financial Analyst

6. DATE COMPLETED: 12/18/2007

DECLASSIFIED

Line No.	Month Reported	Form Plant Name	Intended Generating Plant	Supplier Name	Original Line Number	Volume (tons)	Form No.	Column Title	Old Value	New Value	New F.O.B. Plant Price	Reason for Revision
(a)	(b)	(c)	(d)	(e)	(f)	(g)	(h)	(i)	(j)	(k)	(l)	(m)
1	05/06	Crystal River 1&2		Alpha Coal Sales Co	1	9,909	2A	(k) Quality Adjustments	(\$0.30)	\$0.00	\$69.39	Quality Price Adjustment
2	06/07	Crystal River 1&2		CAM Mining LLC	2	33,241	2A	(k) Quality Adjustments	\$0.05	\$1.17	\$82.50	Quality Price Adjustment
3	08/07	Crystal River 1&2		ICG LLC	5	10,831	2A	(k) Quality Adjustments	\$0.36	\$1.75	\$74.76	Quality Price Adjustment
4	08/07	Crystal River 1&2		Transfer Facility	7	2,191	2B	(n) Other Water Charges	\$4.40	\$5.76	\$78.62	Revision to Rate
5	09/07	Crystal River 1&2		ICG LLC	5	11,522	2A	(k) Quality Adjustments	\$0.49	(\$2.47)	\$72.51	Quality Price Adjustment


MONTHLY REPORT OF COST AND QUALITY OF COAL FOR ELECTRIC PLANTS
ORIGIN, TONNAGE, DELIVERED PRICE AND AS RECEIVED QUALITY

**SPECIFIED
CONFIDENTIAL**

1. Report for: Mo. 10/2007
2. Reporting Company: Florida Power Corporation
3. Plant Name: Crystal River 4 & 5

4. NAME, TITLE, TELEPHONE NUMBER OF CONTACT PERSON CONCERNING DATA
SUBMITTED ON THIS FORM: Jon Putnam, Business Financial Analyst, (919) 546-6368

5. Signature of Official Submitting Report:


Joel Rutledge - Lead Business Financial Analyst

6. DATE COMPLETED: 12/18/2007

DECLASSIFIED

Line No.	Month Reported	Form Plant Name	Intended Generating Plant	Supplier Name	Original Line Number	Volume (tons)	Form No.	Column Title	Old Value	New Value	New F.O.B. Plant Price	Reason for Revision
(a)	(b)	(c)	(d)	(e)	(f)	(g)	(h)	(i)	(j)	(k)	(l)	(m)
1	01/06	Crystal River 4&5		Massey Utility Sales Company	5	26,057	2A	(k) Quality Adjustments	\$4.22	\$4.32	\$91.08	Quality Price Adjustment
2	03/06	Crystal River 4&5		Massey Utility Sales Company	8	19,863	2A	(k) Quality Adjustments	\$1.74	\$1.99	\$88.95	Quality Price Adjustment
3	03/06	Crystal River 4&5		Massey Utility Sales Company	9	10,623	2A	(k) Quality Adjustments	\$0.68	\$0.93	\$87.90	Quality Price Adjustment
4	04/06	Crystal River 4&5		Massey Utility Sales Company	4	77,957	2A	(k) Quality Adjustments	\$1.59	\$2.04	\$91.26	Quality Price Adjustment
5	05/06	Crystal River 4&5		Massey Utility Sales Company	3	20,252	2A	(k) Quality Adjustments	\$1.54	\$1.75	\$92.49	Quality Price Adjustment
6	06/06	Crystal River 4&5		Massey Utility Sales Company	5	41,430	2A	(k) Quality Adjustments	\$2.49	\$2.78	\$92.01	Quality Price Adjustment
7	06/06	Crystal River 4&5		Massey Utility Sales Company	6	10,241	2A	(k) Quality Adjustments	\$4.55	\$4.84	\$94.04	Quality Price Adjustment
8	07/06	Crystal River 4&5		Massey Utility Sales Company	5	15,847	2A	(k) Quality Adjustments	\$3.01	\$3.37	\$98.05	Quality Price Adjustment
9	08/06	Crystal River 4&5		Massey Utility Sales Company	6	34,641	2A	(k) Quality Adjustments	\$2.39	\$2.59	\$94.17	Quality Price Adjustment
10	09/06	Crystal River 4&5		Massey Utility Sales Company	5	51,026	2A	(k) Quality Adjustments	\$2.13	\$2.52	\$91.67	Quality Price Adjustment
11	09/06	Crystal River 4&5		Massey Utility Sales Company	6	21,351	2A	(k) Quality Adjustments	\$2.13	\$2.52	\$91.67	Quality Price Adjustment
11	10/06	Crystal River 4&5		Massey Utility Sales Company	3	51,693	2A	(k) Quality Adjustments	\$3.25	\$3.61	\$90.67	Quality Price Adjustment
12	11/06	Crystal River 4&5		Massey Utility Sales Company	5	43,565	2A	(k) Quality Adjustments	\$2.60	\$2.80	\$91.42	Quality Price Adjustment
13	12/06	Crystal River 4&5		Massey Utility Sales Company	5	42,246	2A	(k) Quality Adjustments	\$3.79	\$4.06	\$92.49	Quality Price Adjustment
14	01/07	Crystal River 4&5		Massey Utility Sales Company	3	41,795	2A	(k) Quality Adjustments	\$2.61	\$2.95	\$89.70	Quality Price Adjustment
15	02/07	Crystal River 4&5		Massey Utility Sales Company	2	63,142	2A	(k) Quality Adjustments	\$2.79	\$3.12	\$88.38	Quality Price Adjustment
16	03/07	Crystal River 4&5		Massey Utility Sales Company	2	3,044	2A	(k) Quality Adjustments	\$0.13	\$0.52	\$76.88	Quality Price Adjustment
17	03/07	Crystal River 4&5		Massey Utility Sales Company	3	10,803	2A	(k) Quality Adjustments	\$6.11	\$6.50	\$93.07	Quality Price Adjustment
18	03/07	Crystal River 4&5		Massey Utility Sales Company	4	43,256	2A	(k) Quality Adjustments	\$3.04	\$3.43	\$90.13	Quality Price Adjustment
19	04/07	Crystal River 4&5		Massey Utility Sales Company	2	53,178	2A	(k) Quality Adjustments	\$2.26	\$2.44	\$89.50	Quality Price Adjustment
20	05/07	Crystal River 4&5		Massey Utility Sales Company	2	75,282	2A	(k) Quality Adjustments	\$2.99	\$3.21	\$90.36	Quality Price Adjustment
21	06/07	Crystal River 4&5		Massey Utility Sales Company	1	10,866	2A	(k) Quality Adjustments	(\$0.03)	\$0.29	\$88.45	Quality Price Adjustment
22	06/07	Crystal River 4&5		Massey Utility Sales Company	2	43,377	2A	(k) Quality Adjustments	\$3.19	\$3.51	\$90.97	Quality Price Adjustment
23	07/07	Crystal River 4&5		Massey Utility Sales Company	1	56,168	2A	(k) Quality Adjustments	\$3.63	\$4.04	\$92.30	Quality Price Adjustment
24	07/07	Crystal River 4&5		Transfer Facility	4	63,145	2B	(n) Other Water Charges	\$0.09	\$3.11	\$73.84	Revision to Rate
25	07/07	Crystal River 4&5		Transfer Facility	5	65,300	2B	(n) Other Water Charges	\$0.10	\$0.41	\$61.21	Revision to Rate
26	07/07	Crystal River 4&5		Transfer Facility	6	113,486	2B	(n) Other Water Charges	\$0.09	\$2.20	\$81.65	Revision to Rate
27	08/07	Crystal River 4&5		Massey Utility Sales Company	1	11,171	2A	(k) Quality Adjustments	\$1.36	\$1.81	\$88.30	Quality Price Adjustment
28	08/07	Crystal River 4&5		Massey Utility Sales Company	2	33,231	2A	(k) Quality Adjustments	\$4.19	\$4.64	\$93.32	Quality Price Adjustment
29	08/07	Crystal River 4&5		Transfer Facility	5	128,801	2B	(n) Other Water Charges	\$1.14	\$2.19	\$70.61	Revision to Rate
30	08/07	Crystal River 4&5		Transfer Facility	6	16,187	2B	(n) Other Water Charges	\$1.32	\$1.43	\$62.96	Revision to Rate
31	08/07	Crystal River 4&5		Transfer Facility	7	112,902	2B	(n) Other Water Charges	\$0.99	\$2.39	\$76.43	Revision to Rate
32	09/07	Crystal River 4&5		Massey Utility Sales Company	1	67,109	2A	(k) Quality Adjustments	\$2.62	\$2.90	\$91.78	Quality Price Adjustment
33	09/07	Crystal River 4&5		Massey Utility Sales Company	1	67,109	2B	(j) Other Rail Charges	\$1.77	\$1.87	\$91.78	Revision to Rate
34	09/07	Crystal River 4&5		Transfer Facility	3	96,558	2B	(n) Other Water Charges	\$4.12	\$4.69	\$73.05	Revision to Rate
35	09/07	Crystal River 4&5		Transfer Facility	4	32,893	2B	(n) Other Water Charges	\$3.52	\$5.06	\$70.30	Revision to Rate
36	09/07	Crystal River 4&5		Transfer Facility	5	97,749	2B	(n) Other Water Charges	\$5.12	\$5.78	\$85.15	Revision to Rate