

AUSLEY & McMULLEN

ATTORNEYS AND COUNSELORS AT LAW

227 SOUTH CALHOUN STREET
P.O. BOX 391 (ZIP 32302)
TALLAHASSEE, FLORIDA 32301
(850) 224-9115 FAX (850) 222-7560

SCANNED

REDACTED

January 15, 2008

HAND DELIVERED

Ms. Ann Cole, Director
Office of Commission Clerk
Florida Public Service Commission
2540 Shumard Oak Boulevard
Tallahassee, Florida 32399-0850

RECEIVED-FPSC
08 JAN 15 AM 11:55
COMMISSION
CLERK

Re: Fuel and Purchased Power Cost Recovery Clause
and Generating Performance Incentive Factor;
FPSC Docket No. 080001-EI

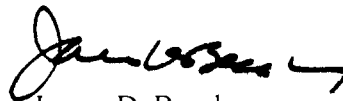
Dear Ms. Cole:

Enclosed for filing in the above-styled docket are the original and ten (10) copies of Tampa Electric Company's Forms 423-1, 423-1(a), 423-1(b), 423-2, 423-2(a), 423-2(b) and 423-2(c) for the month of November 2007. Portions of Forms 423-1(a), 423-2, 423-2(a) and 423-2(b) have been whited out to delete certain confidential proprietary business information which is the subject of a separate request for specified confidential treatment being simultaneously filed herewith.

Please acknowledge receipt and filing of the above by stamping the duplicate copy of this letter and returning same to this writer.

Thank you for your assistance in connection with this matter.

Sincerely,


James D. Beasley

- CMP _____
- COM _____
- CTR _____
- ECR _____
- GCL 2 _____
- JDB/pp _____
- OPC _____
- Enclosures _____
- ROA _____
- cc: All Parties of Record (w/o enc.)
- SOR _____
- SGA _____
- SEC _____
- OTH _____

DOCUMENT NUMBER-DATE
00369 JAN 15 08
FPSC-COMMISSION CLERK

MONTHLY REPORT OF COST AND QUALITY OF FUEL OIL FOR ELECTRIC PLANTS
ORIGIN, VOLUME, DELIVERED PRICE AND AS RECEIVED QUALITY


1. Reporting Month: November Year: 2007

2. Reporting Company: Tampa Electric Company

3. Name, Title & Telephone Number of Contact Person Concerning Data

Submitted on this Form: Jeffrey Chronister, Assistant Controller
(813) - 228 - 1609

4. Signature of Official Submitting Report



Jeffrey Chronister, Assistant Controller

5. Date Completed: January 15, 2008

REDACTED

Line No. (a)	Plant Name (b)	Supplier Name (c)	Shipping Point (d)	Purchase Type (e)	Delivery Location (f)	Delivery Date (g)	Type Oil (h)	Sulfur Content % (i)	BTU Content (BTU/Gal) (j)	Volume (Bbls) (k)	Delivered Price (\$/Bbl) (l)
1.	Polk	Transmontaigne	Manatee	MTC	Polk	11/01/2007	F02	*	*	181.98	\$114.30
2.	Polk	Transmontaigne	Manatee	MTC	Polk	11/02/2007	F02	*	*	546.07	\$116.69
3.	Polk	Transmontaigne	Manatee	MTC	Polk	11/03/2007	F02	*	*	1,450.93	\$116.69
4.	Polk	Transmontaigne	Manatee	MTC	Polk	11/04/2007	F02	*	*	354.88	\$116.69
5.	Polk	Transmontaigne	Manatee	MTC	Polk	11/05/2007	F02	*	*	546.86	\$116.47
6.	Polk	Transmontaigne	Manatee	MTC	Polk	11/06/2007	F02	*	*	177.62	\$118.52
7.	Polk	Transmontaigne	Manatee	MTC	Polk	11/08/2007	F02	*	*	184.76	\$118.44
8.	Polk	Transmontaigne	Manatee	MTC	Polk	11/10/2007	F02	*	*	725.45	\$117.94
9.	Polk	Transmontaigne	Manatee	MTC	Polk	11/12/2007	F02	*	*	1,095.60	\$116.50
10.	Polk	Transmontaigne	Manatee	MTC	Polk	11/13/2007	F02	*	*	369.95	\$113.25
11.	Polk	Transmontaigne	Manatee	MTC	Polk	11/14/2007	F02	*	*	177.76	\$115.61
12.	Polk	Transmontaigne	Manatee	MTC	Polk	11/15/2007	F02	*	*	177.88	\$115.52
13.	Polk	Transmontaigne	Manatee	MTC	Polk	11/30/2007	F02	*	*	548.02	\$113.01

* No analysis taken
FPSC FORM 423-1 (2/87)

DOCUMENT NUMBER-DATE
00369 JAN 15 08
FPSC-COMMISSION CLERK


MONTHLY REPORT OF COST AND QUALITY OF FUEL OIL FOR ELECTRIC PLANTS
 DETAIL OF INVOICE AND TRANSPORTATION CHARGES

1. Reporting Month: November Year: 2007

2. Reporting Company: Tampa Electric Company

3. Name, Title & Telephone Number of Contact Person Concerning Data
 Submitted on this Form: Jeffrey Chronister, Assistant Controller
 (813) - 228 - 1609

4. Signature of Official Submitting Report:



Jeffrey Chronister, Assistant Controller

5. Date Completed: January 15, 2008


Line No. (a)	Plant Name (b)	Supplier Name (c)	Delivery Location (d)	Delivery Date (e)	Type Oil (f)	Volume (Bbls) (g)	Invoice Price (\$/Bbl) (h)	Invoice Amount \$ (i)	Discount \$ (j)	Net Amount \$ (k)	Net Price (\$/Bbl) (l)	Quality Adjust. (\$/Bbl) (m)	Effective Purchase Price (\$/Bbl) (n)	Transport to Terminal (\$/Bbl) (o)	Add'l Transport Charges (\$/Bbl) (p)	Other Charges (\$/Bbl) (q)	Delivered Price (\$/Bbl) (r)
1.	Polk	Transmontaigne	Polk	11/01/07	F02	181.98									\$0.00	\$0.00	\$114.30
2.	Polk	Transmontaigne	Polk	11/02/07	F02	546.07									\$0.00	\$0.00	\$116.69
3.	Polk	Transmontaigne	Polk	11/03/07	F02	1,450.93									\$0.00	\$0.00	\$116.69
4.	Polk	Transmontaigne	Polk	11/04/07	F02	354.88									\$0.00	\$0.00	\$116.69
5.	Polk	Transmontaigne	Polk	11/05/07	F02	546.86									\$0.00	\$0.00	\$116.47
6.	Polk	Transmontaigne	Polk	11/06/07	F02	177.62									\$0.00	\$0.00	\$118.52
7.	Polk	Transmontaigne	Polk	11/08/07	F02	184.76									\$0.00	\$0.00	\$118.44
8.	Polk	Transmontaigne	Polk	11/10/07	F02	725.45									\$0.00	\$0.00	\$117.94
9.	Polk	Transmontaigne	Polk	11/12/07	F02	1,095.60									\$0.00	\$0.00	\$116.50
10.	Polk	Transmontaigne	Polk	11/13/07	F02	369.95									\$0.00	\$0.00	\$113.25
11.	Polk	Transmontaigne	Polk	11/14/07	F02	177.76									\$0.00	\$0.00	\$115.61
12.	Polk	Transmontaigne	Polk	11/15/07	F02	177.88									\$0.00	\$0.00	\$115.52
13.	Polk	Transmontaigne	Polk	11/30/07	F02	548.02									\$0.00	\$0.00	\$113.01

MONTHLY REPORT OF COST AND QUALITY OF FUEL OIL FOR ELECTRIC PLANTS
 REPORT OF ADJUSTMENTS TO PREVIOUS OIL DELIVERIES

1. Reporting Month: November Year: 2007
 2. Reporting Company: Tampa Electric Company

3. Name, Title & Telephone Number of Contact Person Concerning Data
 Submitted on this Form: Jeffrey Chronister, Director Financial Reporting
 (813) - 228 - 1609

4. Signature of Official Submitting Report:



Jeffrey Chronister, Assistant Controller

5. Date Completed: January 15, 2008

Line No. (a)	Month Reported (b)	Form Plant Name (c)	Supplier (d)	Original Line Number (e)	Old Volume (Bbls) (f)	Form No. (g)	Column Designator & Title (h)	Old Value (i)	New Value (j)	New Delivered Price (\$/Bbls) (k)	Reason for Revision (l)
-----------------	-----------------------	------------------------	-----------------	-----------------------------	--------------------------	-----------------	----------------------------------	------------------	------------------	--------------------------------------	----------------------------

None.


MONTHLY REPORT OF COST AND QUALITY OF COAL FOR ELECTRIC PLANTS
 ORIGIN, TONNAGE, DELIVERED PRICE AND AS RECEIVED QUALITY

1. Reporting Month: November Year: 2007

2. Reporting Company: Tampa Electric Company

3. Plant Name: TECO Bulk Terminal Transfer Facility - Big Bend Station (1)

4. Name, Title & Telephone Number of Contact Person Concerning Data
 Submitted on this Form: Jeffrey Chronister, Assistant Controller
 (813) - 228 - 1609

5. Signature of Official Submitting Form: 
 Jeffrey Chronister, Assistant Controller

6. Date Completed: January 15, 2008

Line No. (a)	Supplier Name (b)	Mine Location (c)	Purchase Type (d)	Transport Mode (e)	Tons (f)	Effective Purchase Price (\$/Ton) (g)	Total Transport Charges (\$/Ton) (h)	Delivered Price Facility (\$/Ton) (i)	As Received Coal Quality			
									Sulfur Content % (j)	BTU Content (BTU/lb) (k)	Ash Content % (l)	Moisture Content % (m)
1.	Alliance Coal	10,IL,193	LTC	RB	36,268.60			\$50.18	2.97	11,991	6.92	10.94
2.	Coal Sales	10,IL,157	LTC	RB	38,996.50			\$42.94	2.88	11,127	8.23	13.31
3.	Dodge Hill Mining	9,KY,225	LTC	RB	50,577.10			\$54.15	2.56	12,638	9.51	6.42
4.	Synthetic American Fuel	10,IL,165	LTC	RB	9,286.24			\$45.00	2.87	12,137	8.92	8.91
5.	Coal Sales	10,IL,59	LTC	RB	34,482.16			\$46.42	2.96	12,169	8.90	8.84
6.	Dodge Hill Mining	9,KY,225	LTC	RB	27,474.30			\$54.65	2.59	12,580	9.53	6.80
7.	Knight Hawk	10,IL,77&145	LTC	RB	28,046.49			\$42.69	3.20	11,256	8.85	12.39
8.	SMCC	9, KY, 233	S	RB	24,660.80			\$44.97	2.92	11,803	9.77	9.77
9.	Phoenix	9,KY,55	S	RB	10,812.80			\$45.10	2.92	11,456	10.70	10.72
10.	Phoenix	9,KY,177	S	RB	22,036.70			\$45.57	2.92	11,456	10.70	10.72
11.	Alliance Coal	9,KY,107	LTC	RB	31,953.80			\$48.93	2.97	11,991	6.92	10.94

(1) As TECO Bulk Terminal Transfer Facility is a central storage site for coal prior to its delivery to the power plant, the coal from suppliers noted on this schedule is usually delivered to Big Bend Station but cou

MONTHLY REPORT OF COST AND QUALITY OF COAL FOR ELECTRIC PLANTS
 DETAILED PURCHASED COAL INVOICE INFORMATION


1. Reporting Month: November Year: 2007

2. Reporting Company: Tampa Electric Company

3. Plant Name: TECO Bulk Terminal Transfer Facility - Big Bend Station (1)

4. Name, Title & Telephone Number of Contact Person Concerning Data
 Submitted on this Form: Jeffrey Chronister, Assistant Controller
 (813) - 228 - 1609

5. Signature of Official Submitting Form:



Jeffrey Chronister, Assistant Controller

6. Date Completed: January 15, 2008

Line No. (a)	Supplier Name (b)	Mine Location (c)	Purchase Type (d)	Tons (e)	F.O.B. (2) Mine Price (\$/Ton) (f)	Shorthaul & Loading Charges (\$/Ton) (g)	Original Invoice Price (\$/Ton) (h)	Retro-active Price Adjustments (\$/Ton) (i)	Base Price (\$/Ton) (j)	Quality Adjustments (\$/Ton) (k)	Effective Purchase Price (\$/Ton) (l)
1.	Alliance Coal	10,IL,193	LTC	36,268.60	N/A	\$0.00		\$0.68		\$0.00	
2.	Coal Sales	10,IL,157	LTC	38,996.50	N/A	\$0.00		\$0.10		\$0.00	
3.	Dodge Hill Mining	9,KY,225	LTC	50,577.10	N/A	\$0.00		\$0.00		\$0.00	
4.	Synthetic American Fuel	10, IL,165	LTC	9,286.24	N/A	\$0.00		\$0.14		\$0.00	
5.	Coal Sales	10,IL,59	LTC	34,482.16	N/A	\$0.00		\$0.14		\$0.00	
6.	Dodge Hill Mining	9,KY,225	LTC	27,474.30	N/A	\$0.00		\$0.08		\$0.00	
7.	Knight Hawk	10,IL,77&145	LTC	28,046.49	N/A	\$0.00		\$0.00		\$0.00	
8.	SMCC	9, KY, 233	S	24,660.80	N/A	\$0.00		\$0.00		\$0.00	
9.	Phoenix	9,KY,55	S	10,812.80	N/A	\$0.00		\$0.00		\$0.00	
10.	Phoenix	9,KY,177	S	22,036.70	N/A	\$0.00		\$0.00		\$0.00	
11.	Alliance Coal	9,KY,107	LTC	31,953.80	N/A	\$0.00		\$0.16		\$0.00	

(1) As TECO Bulk Terminal Transfer Facility is a central storage site for coal prior to its delivery to the power plant, the coal from suppliers noted on this schedule is usually delivered to Big Bend Station but could

(2) Tampa Electric purchases coal F.O.B. shipping point or F.O.B. destination.

MONTHLY REPORT OF COST AND QUALITY OF COAL FOR ELECTRIC PLANTS
 DETAIL OF TRANSPORTATION CHARGES

1. Reporting Month: November Year: 2007


2. Reporting Company: Tampa Electric Company

3. Plant Name: TECO Bulk Terminal Transfer Facility - Big Bend Station (1)

4. Name, Title & Telephone Number of Contact Person Concerning Data

Submitted on this Form: Jeffrey Chronister, Assistant Controller
 (813) - 228 - 1609

5. Signature of Official Submitting Form:



Jeffrey Chronister, Assistant Controller

6. Date Completed: January 15, 2008

Line No. (a)	Supplier Name (b)	Mine Location (c)	Shipping Point (d)	Transport Mode (e)	Tons (f)	(2) Effective Purchase Price (\$/Ton) (g)	Add'l Shorthaul & Loading Charges (\$/Ton) (h)	Rail Charges		Waterborne Charges					Total Transportation Charges (\$/Ton) (p)	Delivered Price Transfer Facility (\$/Ton) (q)	
								Rail Rate (\$/Ton) (i)	Other Rail Charges (\$/Ton) (j)	River Barge Rate (\$/Ton) (k)	Trans-loading Rate (\$/Ton) (l)	Ocean Barge Rate (\$/Ton) (m)	Other Water Charges (\$/Ton) (n)	Other Related Charges (\$/Ton) (o)			
1.	Alliance Coal	10,IL,193	White Cnty., IL	RB	36,268.60		\$0.00		\$0.00								\$50.18
2.	Coal Sales	10,IL,157	Randolph Cnty., IL	RB	38,996.50		\$0.00		\$0.00								\$42.94
3.	Dodge Hill Mining	9,KY,225	Union Cnty., KY	RB	50,577.10		\$0.00		\$0.00								\$54.15
4.	Synthetic American Fuel	10, IL,165	Saline Cnty., IL	RB	9,286.24		\$0.00		\$0.00								\$45.00
5.	Coal Sales	10,IL,59	Gallatin Cnty., IL	RB	34,482.16		\$0.00		\$0.00								\$46.42
6.	Dodge Hill Mining	9,KY,225	Union Cnty, KY	RB	27,474.30		\$0.00		\$0.00								\$54.65
7.	Knight Hawk	10,IL,77&145	Jackson & Perry Cnty., IL	RB	28,046.49		\$0.00		\$0.00								\$42.69
8.	SMCC	9, KY, 233	Webster Cnty., KY	RB	24,660.80		\$0.00		\$0.00								\$44.97
9.	Phoenix	9,KY,55	Crittenden Cnty., KY	RB	10,812.80		\$0.00		\$0.00								\$45.10
10.	Phoenix	9,KY,177	Muhlenberg Cnty., KY	RB	22,036.70		\$0.00		\$0.00								\$45.57
11.	Alliance Coal	9,KY,107	Hopkins Cnty., IL	RB	31,953.80		\$0.00		\$0.00								\$48.93

(1) As TECO Bulk Terminal Transfer Facility is a central storage site for coal prior to its delivery to the power plant, the coal from suppliers noted on this schedule is usually delivered to Big Bend Station but could ultimately be

(2) Tampa Electric purchases coal F.O.B. shipping point or F.O.B. destination.


MONTHLY REPORT OF COST AND QUALITY OF COAL FOR ELECTRIC PLANTS
ORIGIN, TONNAGE, DELIVERED PRICE AND AS RECEIVED QUALITY

1. Reporting Month: November Year: 2007

2. Reporting Company: Tampa Electric Company

3. Plant Name: TECO Bulk Terminal Transfer Facility - Polk Station (1)

4. Name, Title & Telephone Number of Contact Person Concerning Data
Submitted on this Form: Jeffrey Chronister, Assistant Controller
(813) 228 - 1609

5. Signature of Official Submitting Form: 
Jeffrey Chronister, Assistant Controller


6. Date Completed: January 15, 2008

Line No. (a)	Supplier Name (b)	Mine Location (c)	Purchase Type (d)	Transport Mode (e)	Tons (f)	Effective Purchase Price (\$/Ton) (g)	Total Transport Charges (\$/Ton) (h)	Delivered Price Transfer Facility (\$/Ton) (i)	As Received Coal Quality			
									Sulfur Content % (j)	BTU Content (BTU/lb) (k)	Ash Content % (l)	Moisture Content % (m)
1.	SSM Petcoke	N/A	S	RB	36,396.64			\$46.93	4.86	14,146	0.37	6.70

(1) As TECO Bulk Terminal Transfer Facility is a central storage site for coal prior to its delivery to the power plant, the coal from suppliers noted on this schedule is usually delivered to Polk Station but could ultimately be delivered to Big Bend Station.

MONTHLY REPORT OF COST AND QUALITY OF COAL FOR ELECTRIC PLANTS
 DETAILED PURCHASED COAL INVOICE INFORMATION

- 1. Reporting Month: November Year: 2007
- 2. Reporting Company: Tampa Electric Company
- 3. Plant Name: TECO Bulk Terminal Transfer Facility - Polk Station (1)

- 4. Name, Title & Telephone Number of Contact Person Concerning Data
 Submitted on this Form: Jeffrey Chronister, Manager Financial Reporting
 (813) - 228 - 1609
- 5. Signature of Official Submitting Form: 
 Jeffrey Chronister, Assistant Controller
- 6. Date Completed: January 15, 2008

Line No. (a)	Supplier Name (b)	Mine Location (c)	Purchase Type (d)	Tons (e)	F.O.B.(2) Mine Price (\$/Ton) (f)	Shorthaul & Loading Charges (\$/Ton) (g)	Original Invoice Price (\$/Ton) (h)	Retro-active Price Adjustments (\$/Ton) (i)	Base Price (\$/Ton) (j)	Quality Adjustments (\$/Ton) (k)	Effective Purchase Price (\$/Ton) (l)
1.	SSM Petcoke	N/A	S	36,396.64	N/A	\$0.00		\$0.00		\$0.00	

(1) As TECO Bulk Terminal Transfer Facility is a central storage site for coal prior to its delivery to the power plant, the coal from suppliers noted on this schedule is usually delivered to Polk Station but could ultimately be delivered to Big Bend Station.

(2) Tampa Electric purchases coal F.O.B. shipping point or F.O.B. destination.

MONTHLY REPORT OF COST AND QUALITY OF COAL FOR ELECTRIC PLANTS
 DETAIL OF TRANSPORTATION CHARGES

- 1. Reporting Month: November Year: 2007
- 2. Reporting Company: Tampa Electric Company
- 3. Plant Name: TECO Bulk Terminal Transfer Facility - Polk Station (1)

4. Name, Title & Telephone Number of Contact Person Concerning Data
 Submitted on this Form: Jeffrey Chronister, Assistant Controller
 (813) 228 - 1609

5. Signature of Official Submitting Form: 
 Jeffrey Chronister, Assistant Controller

6. Date Completed: January 15, 2008


Line No. (a)	Supplier Name (b)	Mine Location (c)	Shipping Point (d)	Transport Mode (e)	Tons (f)	Effective Purchase Price (\$/Ton) (g)	Rail Charges				Waterborne Charges				Total Transportation Charges (\$/Ton) (p)	Delivered Price Facility Transfer (\$/Ton) (q)
							Add'l Shorthaul & Loading Charges (\$/Ton) (h)	Rail Rate (\$/Ton) (i)	Other Rail Charges (\$/Ton) (j)	River Barge Rate (\$/Ton) (k)	Trans-loading Rate (\$/Ton) (l)	Ocean Barge Rate (\$/Ton) (m)	Other Water Charges (\$/Ton) (n)	Other Related Charges (\$/Ton) (o)		
1.	SSM Petcoke	N/A	Davant, La.	RB	36,396.64		\$0.00		\$0.00							\$46.93

(1) As TECO Bulk Terminal Transfer Facility is a central storage site for coal prior to its delivery to the power plant, the coal from suppliers noted on this schedule is usually delivered to Polk Station but could ultimately be delivered to Big Bend Station.

MONTHLY REPORT OF COST AND QUALITY OF COAL FOR ELECTRIC PLANTS
 ORIGIN, TONNAGE, DELIVERED PRICE AND AS RECEIVED QUALITY

- 1. Reporting Month: November Year: 2007
- 2. Reporting Company: Tampa Electric Company
- 3. Plant Name: Big Bend Station

4. Name, Title & Telephone Number of Contact Person Concerning Data
 Submitted on this Form: Jeffrey Chronister, Assistant Controller
 (813) - 228 - 1609

5. Signature of Official Submitting Form: 
 Jeffrey Chronister, Assistant Controller


6. Date Completed: January 15, 2008

Line No. (a)	Supplier Name (b)	Mine Location (c)	Purchase Type (d)	Transport Mode (e)	Tons (f)	Effective Purchase Price (\$/Ton) (g)	Total Transport Charges (\$/Ton) (h)	FOB Plant Price (\$/Ton) (i)	Sulfur Content % (j)	BTU Content (BTU/lb) (k)	Ash Content % (l)	Moisture Content % (m)
1.	Transfer Facility	N/A	N/A	OB	329,219.00			\$59.96	2.84	11,601	8.99	10.92

MONTHLY REPORT OF COST AND QUALITY OF COAL FOR ELECTRIC PLANTS
 DETAILED PURCHASED COAL INVOICE INFORMATION

1. Reporting Month: November Year: 2007
 2. Reporting Company: Tampa Electric Company
 3. Plant Name: Big Bend Station

4. Name, Title & Telephone Number of Contact Person Concerning Data
 Submitted on this Form: Jeffrey Chronister, Assistant Controller
 (813) - 228 - 1609

5. Signature of Official Submitting Form: 
 Jeffrey Chronister, Assistant Controller

6. Date Completed: January 15, 2008

Line No. (a)	Supplier Name (b)	Mine Location (c)	Purchase Type (d)	Tons (e)	F.O.B. Mine Price (\$/Ton) (f)	Shorthaul & Loading Charges (\$/Ton) (g)	Original Invoice Price (\$/Ton) (h)	Retro-active Price Adjustments (\$/Ton) (i)	Base Price (\$/Ton) (j)	Quality Adjustments (\$/Ton) (k)	Effective Purchase Price (\$/Ton) (l)
1.	Transfer Facility	N/A	N/A	329,219.00	N/A	\$0.00		\$0.00		\$0.00	

MONTHLY REPORT OF COST AND QUALITY OF COAL FOR ELECTRIC PLANTS
 DETAIL OF TRANSPORTATION CHARGES

1. Reporting Month: November Year: 2007
 2. Reporting Company: Tampa Electric Company
 3. Plant Name: Big Bend Station

4. Name, Title & Telephone Number of Contact Person Concerning Data
 Submitted on this Form: Jeffrey Chronister, Assistant Controller
 (813) - 228 - 1609

5. Signature of Official Submitting Form:  Jeffrey Chronister, Assistant Controller

6. Date Completed: January 15, 2008

Line No. (a)	Supplier Name (b)	Mine Location (c)	Shipping Point (d)	Transport Mode (e)	Tons (f)	Effective Purchase Price (\$/Ton) (g)	Add'l Shorthaul & Loading Charges (\$/Ton) (h)	Rail Rate (\$/Ton) (i)	Other Rail Charges (\$/Ton) (j)	River Barge Rate (\$/Ton) (k)	Trans-loading Rate (\$/Ton) (l)	Ocean Barge Rate (\$/Ton) (m)	Other Water Charges (\$/Ton) (n)	Other Related Charges (\$/Ton) (o)	Total Transportation Charges (\$/Ton) (p)	FOB Plant Price (\$/Ton) (q)
1.	Transfer Facility	N/A	Davant, La.	OB	329,219.00		\$0.00		\$0.00							\$59.96


MONTHLY REPORT OF COST AND QUALITY OF COAL FOR ELECTRIC PLANTS
 ORIGIN, TONNAGE, DELIVERED PRICE AND AS RECEIVED QUALITY

1. Reporting Month: November Year: 2007

2. Reporting Company: Tampa Electric Company

3. Plant Name: Polk Station

4. Name, Title & Telephone Number of Contact Person Concerning Data
 Submitted on this Form: Jeffrey Chronister, Assistant Controller
 (813) 228 - 1609

5. Signature of Official Submitting Form: 
 Jeffrey Chronister, Assistant Controller


6. Date Completed: January 15, 2008

Line No. (a)	Supplier Name (b)	Mine Location (c)	Purchase Type (d)	Transport Mode (e)	Tons (f)	Effective Purchase Price (\$/Ton) (g)	Total Transport Charges (\$/Ton) (h)	FOB Plant Price (\$/Ton) (i)	As Received Coal Quality			
									Sulfur Content % (j)	BTU Content (BTU/lb) (k)	Ash Content % (l)	Moisture Content % (m)
1.	Transfer facility	N/A	N/A	OB	53,064.69			\$64.77	5.04	14,379	0.49	4.64
2.	Lakeland Petcoke	N/A	S	OB	8,168.17			\$68.77	0.76	12,349	6.77	8.22

MONTHLY REPORT OF COST AND QUALITY OF COAL FOR ELECTRIC PLANTS
 DETAILED PURCHASED COAL INVOICE INFORMATION

- 1. Reporting Month: November Year: 2007
- 2. Reporting Company: Tampa Electric Company
- 3. Plant Name: Polk Station

4. Name, Title & Telephone Number of Contact Person Concerning Data
 Submitted on this Form: Jeffrey Chronister, Assistant Controller
 (813) 228 - 1609

5. Signature of Official Submitting Form: 
 Jeffrey Chronister, Assistant Controller

6. Date Completed: January 15, 2008

Line No. (a)	Supplier Name (b)	Mine Location (c)	Purchase Type (d)	Tons (e)	F.O.B. Mine Price (\$/Ton) (f)	Shorthaul & Loading Charges (\$/Ton) (g)	Original Invoice Price (\$/Ton) (h)	Retro-active Price Adjustments (\$/Ton) (i)	Base Price (\$/Ton) (j)	Quality Adjustments (\$/Ton) (k)	Effective Purchase Price (\$/Ton) (l)
1.	Transfer facility	N/A	N/A	53,064.69	N/A	\$0.00		\$0.00		\$0.00	
2.	Lakeland Petcoke	N/A	S	8,168.17	N/A	\$0.00		\$0.00		\$0.00	

MONTHLY REPORT OF COST AND QUALITY OF COAL FOR ELECTRIC PLANTS
 DETAIL OF TRANSPORTATION CHARGES

1. Reporting Month: November Year: 2007
 2. Reporting Company: Tampa Electric Company
 3. Plant Name: Polk Station

4. Name, Title & Telephone Number of Contact Person Concerning Data
 Submitted on this Form: Jeffrey Chronister, Assistant Controller
 (813) 228 - 1609

5. Signature of Official Submitting Form: 
 Jeffrey Chronister, Assistant Controller
 6. Date Completed: January 15, 2008


Line No. (a)	Supplier Name (b)	Mine Location (c)	Shipping Point (d)	Transport Mode (e)	Tons (f)	Effective Purchase Price (\$/Ton) (g)	Add'l Shorthaul & Loading Charges (\$/Ton) (h)	Rail Charges		Waterborne Charges					Total Transportation Charges (\$/Ton) (p)	FOB Plant Price (\$/Ton) (q)	
								Rail Rate (\$/Ton) (i)	Other Rail Charges (\$/Ton) (j)	River Barge Rate (\$/Ton) (k)	Trans-loading Rate (\$/Ton) (l)	Ocean Barge Rate (\$/Ton) (m)	Other Water Charges (\$/Ton) (n)	Other Related Charges (\$/Ton) (o)			
1.	Transfer facility	N/A	N/A	OB	53,064.69		\$0.00		\$0.00								\$64.77
2.	Lakeland Petcoke	N/A	N/A	OB	8,168.17		\$0.00		\$0.00								\$68.77

MONTHLY REPORT OF COST AND QUALITY OF COAL FOR ELECTRIC PLANTS
 REPORT OF ADJUSTMENTS TO PREVIOUS COAL DELIVERED

1. Reporting Month: November Year: 2007

2. Reporting Company: Tampa Electric Company

3. Name, Title & Telephone Number of Contact Person Concerning Data
 Submitted on this Form: Jeffrey Chronister, Assistant Controller
 (813) 228 - 1609

4. Signature of Official Submitting Report: 
 Jeffrey Chronister, Assistant Controller

5. Date Completed: January 15, 2008

Line No. (a)	Month Reported (b)	Form Plant Name (c)	Intended Generating Plant (d)	Supplier (e)	Original Line Number (f)	Old Volume Tons (g)	Form No. (h)	Column Designator & Title (i)	Old Value (j)	New Value (k)	Delivered Price Transfer Facility (\$/Ton) (l)	Reason for Revision (m)
None.												