

**CONFIDENTIAL
DECLASSIFIED**


080001-ET

FPS FORM 423-1

MONTHLY REPORT OF COST AND QUALITY OF FUEL FOR ELECTRIC PLANTS
ORIGIN, VOLUME, DELIVERED PRICE AND AS RECEIVED QUALITY

1. REPORTING MONTH: 12/2007
2. REPORTING COMPANY: FLORIDA POWER CORPORATION

3. NAME, TITLE, TELEPHONE NUMBER OF CONTACT PERSON CONCERNING DATA
SUBMITTED ON THIS FORM: JILL ALLYSON BUS. FIN. ANALYST (919) 546-7949

4. SIGNATURE OF OFFICIAL SUBMITTED REPORT: 
JOEL RUTLEDGE
LEAD BUS. FIN. ANALYST

5. DATE COMPLETED: 02/07/2008

LINE NO.	PLANT NAME	SUPPLIER NAME	SHIPPING POINT	PURCHASE TYPE	DELIVERY LOCATION	DELIVERY DATE	TYPE OIL	SULFUR CONTENT (%)	BTU CONTENT (Btu/gal)	VOLUME (Bbls)	DELIVERED PRICE (\$/Bbl)
(a)	(b)	(c)	(d)	(e)	(f)	(g)	(h)	(i)	(j)	(k)	(l)
1	Anclote	Transfer Facility	Martin Gas Terminal	N/A	FOB PLANT	12/2007		0.43	138,415	865	\$2.7048
2	Bartow Peakers	Transfer Facility	Martin Gas Terminal	N/A	FOB PLANT	12/2007		0.43	138,415	10,441	(\$1.5887)
3	Bartow Steam Plant	RIO Energy International Inc.	Houston, TX	MTC	FOB TERMINAL	12/2007		1.02	158,434	458,994	\$59.6064
4	Bayboro Peakers	Transfer Facility	Martin Gas Terminal	N/A	FOB PLANT	12/2007		0.43	138,415	8,046	\$5.4918
5	Crystal River	Transfer Facility	Martin Gas Terminal	N/A	FOB PLANT	12/2007		0.43	138,415	7,085	\$3.9342
6	Intersession City Peakers	BP Products North America Inc	Central Florida Pipeline, FL	MTC	FOB PLANT	12/2007		0.00	136,794	15,132	\$116.1799

DECLASSIFIED

03/24/2010 kmf

DOCUMENT NUMBER-DATE

01790 MAR 10 8

FPS-COMMISSION CLERK

DECLASSIFIED

**SPECIFIED
CONFIDENTIAL**

FPSC FOR 423-1(A)

MONTHLY REPORT OF COST AND QUALITY OF FUEL FOR ELECTRIC PLANTS
ORIGIN, VOLUME, DELIVERED PRICE AND AS RECEIVED QUALITY

1. REPORTING MONTH: 12/2007
2. REPORTING COMPANY: FLORIDA POWER CORPORATION

3. NAME, TITLE, TELEPHONE NUMBER OF CONTACT PERSON CONCERNING DATA
SUBMITTED ON THIS FORM: JILL ALLYSON BUS. FIN. ANALYST (919) 546-7949

4. SIGNATURE OF OFFICIAL SUBMITTED REPORT: 
JOEL RUTLEDGE
LEAD BUS. FIN. ANALYST

5. DATE COMPLETED: 02/07/2008

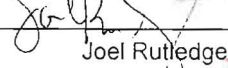
LINE NO.	PLANT NAME	SUPPLIER NAME	DELIVERY LOCATION	DELIVERY DATE	TYPE OIL	VOLUME (Bbls)	INVOICE			NET			EFFECTIVE PURCHASE		TO TERMINAL	ADDITIONAL TRANSPORT	OTHER CHARGES	DELIVERED PRICE
							PRICE (\$/Bbls)	AMOUNT (\$)	DISCOUNT (\$)	AMOUNT (\$)	PRICE (\$/Bbls)	ADJUST (\$/Bbls)	PRICE (\$/Bbls)					
(a)	(b)	(c)	(d)	(e)	(f)	(g)	(h)	(i)	(j)	(k)	(l)	(m)	(n)	(o)	(p)	(q)	(r)	
1	Anclote	Transfer Facility	FOB PLANT	12/2007		865	\$0.00	\$0.00	\$0.00	\$0.00	\$0.00	\$0.00	\$2.70	\$0.00	\$2.70	\$0.00	\$2.70	
2	Bartow Peakers	Transfer Facility	FOB PLANT	12/2007		10,441	\$0.00	\$27.50	\$0.00	\$27.50	\$0.00	\$0.00	\$4.63	\$0.00	\$4.63	\$(6.22)	\$(1.59)	
3	Bartow Steam Plant	RIO Energy International Inc.	FOB TERMINAL	12/2007		458,994	\$72.15	\$33,115,702.33	\$0.00	\$33,115,702.33	\$72.15	\$0.46	\$72.60	\$0.39	\$0.00	\$(13.38)	\$59.61	
4	Bayboro Peakers	Transfer Facility	FOB PLANT	12/2007		8,046	\$0.00	\$27.50	\$0.00	\$27.50	\$0.00	\$0.00	\$5.49	\$0.00	\$5.49	\$(0.00)	\$5.49	
5	Crystal River	Transfer Facility	FOB PLANT	12/2007		7,085	\$0.00	\$0.00	\$0.00	\$0.00	\$0.00	\$0.00	\$3.93	\$0.00	\$3.93	\$(0.00)	\$3.93	
6	Intersession City Peakers	BP Products North America Inc	FOB PLANT	12/2007		15,132	\$116.18	\$1,758,027.08	\$0.00	\$1,758,027.08	\$116.18	\$0.00	\$116.18	\$0.00	\$0.00	\$(0.00)	\$116.18	

MONTHLY REPORT OF COST AND QUALITY OF COAL FOR ELECTRIC PLANTS
ORIGIN, TONNAGE, DELIVERED PRICE AND AS RECEIVED QUALITY

**SPECIFIED
CONFIDENTIAL**

1. Report for: Mo. 12/2007
2. Reporting Company: Florida Power Corporation
3. Plant Name: Crystal River 1 & 2

4. NAME, TITLE, TELEPHONE NUMBER OF CONTACT PERSON CONCERNING DATA
SUBMITTED ON THIS FORM: Jon Putnam, Business Financial Analyst, (919) 546-6368

5. Signature of Official Submitting Report: 
Joel Rutledge - Lead Business Financial Analyst

6. DATE COMPLETED: 2/12/2008

DECLASSIFIED

Line No.	Supplier Name	Mine Location	Purchase Type	Transportation Mode	Tons	Effective Purchase Price (\$/Ton)	Total Transportation Cost (\$/Ton)	F.O.B. Plant Price (\$/Ton)	As Received Coal Quality			
									Percent Sulfur (%)	Btu Content (Btu/lb)	Percent Ash (%)	Percent Moisture (%)
(a)	(b)	(c)	(d)	(e)	(f)	(g)	(h)	(i)	(j)	(k)	(l)	(m)
1	B&W Resources Inc	8, KY, 51	MTC	UR	34,646	\$52.72	\$26.88	\$79.60	0.98	12,251	9.72	7.28
2	CAM Mining LLC	8, KY, 195	MTC	UR	23,299	\$55.87	\$27.05	\$82.92	1.07	12,327	10.08	7.39
3	Consol Energy Sales Company	8, KY, 119	MTC	UR	34,487	\$53.83	\$26.96	\$80.79	1.17	12,566	8.89	7.11
4	Constellation Energy Commodities Group Inc.	8, KY, 193	MTC	UR	23,301	\$51.87	\$28.71	\$80.58	0.88	12,086	11.47	7.12
5	ICG LLC	8, KY, 193	MTC	UR	11,423	\$45.12	\$28.55	\$73.67	1.21	12,189	11.02	7.01
6	Massey Utility Sales Company	8, KY, 195	MTC	UR	21,670	\$52.13	\$27.47	\$79.60	1.10	12,196	9.59	8.77
7	Transfer Facility	N/A	N/A	GB	15,821	\$27.32	\$7.31	\$34.63	0.89	11,826	9.95	10.44
8	Trinity Coal Marketing LLC	8, KY, 193	LTC	UR	22,737	\$50.93	\$26.98	\$77.91	0.89	11,950	11.86	8.06

MONTHLY REPORT OF COST AND QUALITY OF COAL FOR ELECTRIC PLANTS
ORIGIN, TONNAGE, DELIVERED PRICE AND AS RECEIVED QUALITY

**SPECIFIED
CONFIDENTIAL**

1. Report for: Mo. 12/2007
2. Reporting Company: Florida Power Corporation
3. Plant Name: Crystal River 4 & 5

4. NAME, TITLE, TELEPHONE NUMBER OF CONTACT PERSON CONCERNING DATA
SUBMITTED ON THIS FORM: Jon Putnam, Business Financial Analyst, (919) 546-6368

5. Signature of Official Submitting Report : Joel Rutledge
Joel Rutledge, Lead Business Financial Analyst

6. DATE COMPLETED: 2/12/2008

DECLASSIFIED

Line No.	Supplier Name	Mine Location	Purchase Type	Transportation Mode	Tons	Effective Purchase Price (\$/Ton)	Total Transportation Cost (\$/Ton)	F.O.B. Plant Price (\$/Ton)	As Received Coal Quality			
									Percent Sulfur (%)	Btu Content (Btu/lb)	Percent Ash (%)	Percent Moisture (%)
(a)	(b)	(c)	(d)	(e)	(f)	(g)	(h)	(i)	(j)	(k)	(l)	(m)
1	Massey Utility Sales Company	8, WV, 5	MTC	UR	57,753	\$63.97	\$29.20	\$93.17	0.72	12,730	11.09	5.56
2	MC Mining LLC	8, KY, 195	MTC	UR	44,927	\$63.19	\$27.34	\$90.53	0.62	12,654	8.67	6.77
3	SSM Coal Americas LLC	8, WV, 45	S	UR	10,751	\$41.63	\$28.62	\$70.25	0.71	12,334	14.16	4.34
4	Transfer Facility	N/A	N/A	GB	79,745	\$60.04	\$10.20	\$70.25	0.62	11,904	7.16	10.29
5	Transfer Facility	N/A	N/A	GB	64,378	\$59.30	\$6.69	\$65.99	0.54	11,479	5.21	12.54
6	Transfer Facility	N/A	N/A	GB	78,842	\$69.64	\$9.27	\$78.91	0.66	12,077	11.02	8.25

MONTHLY REPORT OF COST AND QUALITY OF COAL FOR ELECTRIC PLANTS
ORIGIN, TONNAGE, DELIVERED PRICE AND AS RECEIVED QUALITY

**SPECIFIED
CONFIDENTIAL**

1. Report for: Mo. 12/2007
2. Reporting Company: Florida Power Corporation
3. Plant Name: Transfer Facility - IMT

4. NAME, TITLE, TELEPHONE NUMBER OF CONTACT PERSON CONCERNING DATA
SUBMITTED ON THIS FORM: Jon Putnam, Business Financial Analyst, (919) 546-6368

5. Signature of Official Submitting Report : *Joel Rutledge*
Joel Rutledge - Lead Business Financial Analyst

6. DATE COMPLETED: 2/12/2008

DECLASSIFIED


Line No.	Supplier Name	Mine Location	Purchase Type	Transportation Mode	Tons	Effective Purchase Price (\$/Ton)	Total Transportation Cost (\$/Ton)	F.O.B. Plant Price (\$/Ton)	As Received Coal Quality			
									Percent Sulfur (%)	Btu Content (Btu/lb)	Percent Ash (%)	Percent Moisture (%)
(a)	(b)	(c)	(d)	(e)	(f)	(g)	(h)	(i)	(j)	(k)	(l)	(m)
1	Central Coal Company	8, WV, 39	MTC	B	25,667	\$65.14	\$12.20	\$77.33	0.70	12,470	10.38	7.06
2	Guasare Coal International NV	999, IM, 50	MTC	OB	40,456	\$68.05	\$3.92	\$71.97	0.60	12,957	6.45	6.85
3	Keystone Industries LLC	8, WV, 39	MTC	B	25,756	\$64.17	\$12.17	\$76.34	0.70	12,184	11.84	7.24
4	Massey Utility Sales Company	8, WV, 99	S	B	29,799	\$25.51	\$13.45	\$38.96	0.53	9,197	29.82	7.52
5	Oxbow Carbon & Minerals LLC	17, CO, 51	S	B	13,273	\$52.27	\$10.12	\$62.39	0.47	11,890	9.75	9.08

MONTHLY REPORT OF COST AND QUALITY OF COAL FOR ELECTRIC PLANTS
ORIGIN, TONNAGE, DELIVERED PRICE AND AS RECEIVED QUALITY

**SPECIFIED
CONFIDENTIAL**

1. Report for: Mo. 12/2007
2. Reporting Company: Florida Power Corporation
3. Plant Name: Transfer Facility - Mobile

4. NAME, TITLE, TELEPHONE NUMBER OF CONTACT PERSON CONCERNING DATA
SUBMITTED ON THIS FORM: Jon Putnam, Business Financial Analyst, (919) 546-6368

5. Signature of Official Submitting Report : 
Joel Rutledge - Lead Business Financial Analyst

6. DATE COMPLETED: 2/12/2008

DECLASSIFIED


Line No.	Supplier Name	Mine Location	Purchase Type	Transportation Mode	Tons	Effective Purchase Price (\$/Ton)	Total Transportation Cost (\$/Ton)	F.O.B. Plant Price (\$/Ton)	As Received Coal Quality			
									Percent Sulfur (%)	Btu Content (Btu/lb)	Percent Ash (%)	Percent Moisture (%)
(a)	(b)	(c)	(d)	(e)	(f)	(g)	(h)	(i)	(j)	(k)	(l)	(m)
1	Interocean Coal Sales	999, IM, 45	MTC	OB	63,676	\$61.23	\$0.00	\$61.23	0.54	11,479	5.21	12.54

MONTHLY REPORT OF COST AND QUALITY OF COAL FOR ELECTRIC PLANTS
ORIGIN, TONNAGE, DELIVERED PRICE AND AS RECEIVED QUALITY

**SPECIFIED
CONFIDENTIAL**

1. Report for: Mo. 12/2007
2. Reporting Company: Florida Power Corporation
3. Plant Name: Transfer Facility - TECO

4. NAME, TITLE, TELEPHONE NUMBER OF CONTACT PERSON CONCERNING DATA
SUBMITTED ON THIS FORM: Jon Putnam, Business Financial Analyst, (919) 546-6368

5. Signature of Official Submitting Report : 
Joel Rutledge - Lead Business Financial Analyst

6. DATE COMPLETED: 2/12/2008

DECLASSIFIED


Line No.	Supplier Name	Mine Location	Purchase Type	Transportation Mode	Tons	Effective Purchase Price (\$/Ton)	Total Transportation Cost (\$/Ton)	F.O.B. Plant Price (\$/Ton)	As Received Coal Quality			
									Percent Sulfur (%)	Btu Content (Btu/lb)	Percent Ash (%)	Percent Moisture (%)
(a)	(b)	(c)	(d)	(e)	(f)	(g)	(h)	(i)	(j)	(k)	(l)	(m)
1	Coal Marketing Company	999, IM, 45	MTC	OB	76,316	\$54.09	\$0.12	\$54.21	0.57	11,383	8.48	12.27
2	Glencore Ltd.	999, IM, 45	MTC	OB	74,352	\$60.68	\$0.22	\$60.90	0.66	12,108	7.22	9.17
3	Glencore Ltd.	999, IM, 45	MTC	OB	77,260	\$62.80	\$0.22	\$63.02	0.64	12,356	6.05	8.74

MONTHLY REPORT OF COST AND QUALITY OF COAL FOR ELECTRIC PLANTS
ORIGIN, TONNAGE, DELIVERED PRICE AND AS RECEIVED QUALITY

**SPECIFIED
CONFIDENTIAL**

1. Report for: Mo. 12/2007
2. Reporting Company: Florida Power Corporation
3. Plant Name: Crystal River 1 & 2

4. NAME, TITLE, TELEPHONE NUMBER OF CONTACT PERSON CONCERNING DATA
SUBMITTED ON THIS FORM: Jon Putnam, Business Financial Analyst, (919) 546-6368

5. Signature of Official Submitting Report :  Joel Rutledge - Lead Business Financial Analyst

6. DATE COMPLETED: 2/12/2008

DECLASSIFIED

Line No.	Supplier Name	Mine Location	Purchase Type	Tons	F.O.B. Mine Price (\$/Ton)	Short Haul & Loading Charges (\$/Ton)	Original Invoice Price (\$/Ton)	Retro-active Price Inc(Dec) (\$/Ton)	Base Price (\$/Ton)	Quality Adjust-ments (\$/Ton)	Effective Purchase Price (\$/Ton)
(a)	(b)	(c)	(d)	(e)	(f)	(g)	(h)	(i)	(j)	(k)	(l)
1	B&W Resources Inc	8, KY, 51	MTC	34,646	\$52.50	N/A	\$52.50	\$0.00	\$52.50	\$0.22	\$52.72
2	CAM Mining LLC	8, KY, 195	MTC	23,299	\$56.25	N/A	\$56.25	\$0.00	\$56.25	\$(0.38)	\$55.87
3	Consol Energy Sales Company	8, KY, 119	MTC	34,487	\$52.00	N/A	\$52.00	\$0.00	\$52.00	\$1.83	\$53.83
4	Constellation Energy Commodities Group Inc.	8, KY, 193	MTC	23,301	\$52.50	N/A	\$52.50	\$0.00	\$52.50	\$(0.63)	\$51.87
5	ICG LLC	8, KY, 193	MTC	11,423	\$48.15	N/A	\$48.15	\$0.00	\$48.15	\$(3.03)	\$45.12
6	Massey Utility Sales Company	8, KY, 195	MTC	21,670	\$51.75	N/A	\$51.75	\$0.00	\$51.75	\$0.38	\$52.13
7	Transfer Facility	N/A	N/A	15,821	\$27.32	N/A	\$27.32	\$0.00	\$27.32	N/A	\$27.32
8	Trinity Coal Marketing LLC	8, KY, 193	LTC	22,737	\$52.00	N/A	\$52.00	\$0.00	\$52.00	\$(1.07)	\$50.93

MONTHLY REPORT OF COST AND QUALITY OF COAL FOR ELECTRIC PLANTS
ORIGIN, TONNAGE, DELIVERED PRICE AND AS RECEIVED QUALITY

**SPECIFIED
CONFIDENTIAL**

1. Report for: Mo. 12/2007
2. Reporting Company: Florida Power Corporation
3. Plant Name: Crystal River 4 & 5

4. NAME, TITLE, TELEPHONE NUMBER OF CONTACT PERSON CONCERNING DATA
SUBMITTED ON THIS FORM: Jon Putnam, Business Financial Analyst, (919) 546-6368

5. Signature of Official Submitting Report : Joel Rutledge
Joel Rutledge - Lead Business Financial Analyst

6. DATE COMPLETED: 2/12/2008

DECLASSIFIED


Line No.	Supplier Name	Mine Location	Purchase Type	Tons	F.O.B. Mine Price (\$/Ton)	Short Haul & Loading Charges (\$/Ton)	Original Invoice Price (\$/Ton)	Retro-active Price Inc(Dec) (\$/Ton)	Base Price (\$/Ton)	Quality Adjust-ments (\$/Ton)	Effective Purchase Price (\$/Ton)
(a)	(b)	(c)	(d)	(e)	(f)	(g)	(h)	(i)	(j)	(k)	(l)
1	Massey Utility Sales Company	8, WV, 5	MTC	57,753	\$60.50	N/A	\$60.50	\$0.00	\$60.50	\$3.47	\$63.97
2	MC Mining LLC	8, KY, 195	MTC	44,927	\$61.00	N/A	\$61.00	\$0.00	\$61.00	\$2.19	\$63.19
3	SSM Coal Americas LLC	8, WV, 45	S	10,751	\$40.50	N/A	\$40.50	\$0.00	\$40.50	\$1.13	\$41.63
4	Transfer Facility	N/A	N/A	79,745	\$60.04	N/A	\$60.04	\$0.00	\$60.04	N/A	\$60.04
5	Transfer Facility	N/A	N/A	64,378	\$59.30	N/A	\$59.30	\$0.00	\$59.30	N/A	\$59.30
6	Transfer Facility	N/A	N/A	78,842	\$69.64	N/A	\$69.64	\$0.00	\$69.64	N/A	\$69.64

MONTHLY REPORT OF COST AND QUALITY OF COAL FOR ELECTRIC PLANTS
ORIGIN, TONNAGE, DELIVERED PRICE AND AS RECEIVED QUALITY

**SPECIFIED
CONFIDENTIAL**

1. Report for: Mo. 12/2007
2. Reporting Company: Florida Power Corporation
3. Plant Name: Transfer Facility - IMT

4. NAME, TITLE, TELEPHONE NUMBER OF CONTACT PERSON CONCERNING DATA
SUBMITTED ON THIS FORM: Jon Putnam, Business Financial Analyst, (919) 546-6368

5. Signature of Official Submitting Report : 
Joel Rutledge - Lead Business Financial Analyst

6. DATE COMPLETED: 2/12/2008

DECLASSIFIED

Line No.	Supplier Name	Mine Location	Purchase Type	Tons	F.O.B. Mine Price (\$/Ton)	Short Haul & Loading Charges (\$/Ton)	Original Invoice Price (\$/Ton)	Retro-active Price Inc(Dec) (\$/Ton)	Base Price (\$/Ton)	Quality Adjust-ments (\$/Ton)	Effective Purchase Price (\$/Ton)
(a)	(b)	(c)	(d)	(e)	(f)	(g)	(h)	(i)	(j)	(k)	(l)
1	Central Coal Company	8, WV, 39	MTC	25,667	\$64.25	N/A	\$64.25	\$0.00	\$64.25	\$0.89	\$65.14
2	Guasare Coal International NV	999, IM, 50	MTC	40,456	\$67.23	N/A	\$67.23	\$0.00	\$67.23	\$0.82	\$68.05
3	Keystone Industries LLC	8, WV, 39	MTC	25,756	\$64.25	N/A	\$64.25	\$0.00	\$64.25	\$(0.08)	\$64.17
4	Massey Utility Sales Company	8, WV, 99	S	29,799	\$25.51	N/A	\$25.51	\$0.00	\$25.51	\$0.00	\$25.51
5	Oxbow Carbon & Minerals LLC	17, CO, 51	S	13,273	\$52.00	N/A	\$52.00	\$0.00	\$52.00	\$0.27	\$52.27

MONTHLY REPORT OF COST AND QUALITY OF COAL FOR ELECTRIC PLANTS
ORIGIN, TONNAGE, DELIVERED PRICE AND AS RECEIVED QUALITY

**SPECIFIED
CONFIDENTIAL**

1. Report for: Mo. 12/2007
2. Reporting Company: Florida Power Corporation
3. Plant Name: Transfer Facility - Mobile

4. NAME, TITLE, TELEPHONE NUMBER OF CONTACT PERSON CONCERNING DATA
SUBMITTED ON THIS FORM: Jon Putnam, Business Financial Analyst, (919) 546-6368

5. Signature of Official Submitting Report : Joel Rutledge
Joel Rutledge, Lead Business Financial Analyst

6. DATE COMPLETED: 2/12/2008

DECLASSIFIED

Line No.	Supplier Name	Mine Location	Purchase Type	Tons	F.O.B. Mine Price (\$/Ton)	Short Haul & Loading Charges (\$/Ton)	Original Invoice Price (\$/Ton)	Retro-active Price Inc(Dec) (\$/Ton)	Base Price (\$/Ton)	Quality Adjust-ments (\$/Ton)	Effective Purchase Price (\$/Ton)
(a)	(b)	(c)	(d)	(e)	(f)	(g)	(h)	(i)	(j)	(k)	(l)
1	Interocean Coal Sales	999, IM, 45	MTC	63,676	\$59.74	N/A	\$59.74	\$0.00	\$59.74	\$1.49	\$61.23

MONTHLY REPORT OF COST AND QUALITY OF COAL FOR ELECTRIC PLANTS
ORIGIN, TONNAGE, DELIVERED PRICE AND AS RECEIVED QUALITY

**SPECIFIED
CONFIDENTIAL**

1. Report for: Mo. 12/2007
2. Reporting Company: Florida Power Corporation
3. Plant Name: Transfer Facility - TECO

4. NAME, TITLE, TELEPHONE NUMBER OF CONTACT PERSON CONCERNING DATA
SUBMITTED ON THIS FORM: Jon Putnam, Business Financial Analyst, (919) 546-6368

5. Signature of Official Submitting Report : Joel Rutledge
Joel Rutledge - Lead Business Financial Analyst

6. DATE COMPLETED: 2/12/2008

DECLASSIFIED

Line No.	Supplier Name	Mine Location	Purchase Type	Tons	F.O.B. Mine Price (\$/Ton)	Short Haul & Loading Charges (\$/Ton)	Original Invoice Price (\$/Ton)	Retro-active Price Inc(Dec) (\$/Ton)	Base Price (\$/Ton)	Quality Adjust-ments (\$/Ton)	Effective Purchase Price (\$/Ton)
(a)	(b)	(c)	(d)	(e)	(f)	(g)	(h)	(i)	(j)	(k)	(l)
1	Coal Marketing Company	999, IM, 45	MTC	76,316	\$53.75	N/A	\$53.75	\$0.00	\$53.75	\$0.34	\$54.09
2	Glencore Ltd.	999, IM, 45	MTC	74,352	\$62.00	N/A	\$62.00	\$0.00	\$62.00	\$(1.32)	\$60.68
3	Glencore Ltd.	999, IM, 45	MTC	77,260	\$63.00	N/A	\$63.00	\$0.00	\$63.00	\$(0.20)	\$62.80

MONTHLY REPORT OF COST AND QUALITY OF COAL FOR ELECTRIC PLANTS
ORIGIN, TONNAGE, DELIVERED PRICE AND AS RECEIVED QUALITY

**SPECIFIED
CONFIDENTIAL**

1. Report for: Mo. 12/2007
2. Reporting Company: Florida Power Corporation
3. Plant Name: Crystal River 1 & 2

4. NAME, TITLE, TELEPHONE NUMBER OF CONTACT PERSON CONCERNING DATA
SUBMITTED ON THIS FORM: Jon Putnam, Business Financial Analyst, (919) 546-6368

5. Signature of Official Submitting Report : 
Joel Rutledge - Lead Business Financial Analyst

6. DATE COMPLETED: 2/12/2008

DECLASSIFIED


Line No.	Supplier Name	Mine Location	Shipping Point	Transportation Mode	Tons	Effective Purchase Price (\$/Ton)	Additional Shorthaul & Loading Charges (\$/Ton)	Rail Rate (\$/Ton)	Other Rail Charges (\$/Ton)	River Barge Rate (\$/Ton)	Trans-loading Rate (\$/Ton)	Ocean Barge Rate (\$/Ton)	Other Water Charges (\$/Ton)	Other Related Charges (\$/Ton)	Transportation Charges (\$/Ton)	F.O.B. Plant Price (\$/Ton)
(a)	(b)	(c)	(d)	(e)	(f)	(g)	(h)	(i)	(j)	(k)	(l)	(m)	(n)	(o)	(p)	(q)
1	B&W Resources Inc	8, KY, 51	Resource, KY	UR	34,646	\$52.72	N/A	\$26.21	\$0.67	N/A	N/A	N/A	N/A	N/A	\$26.88	\$79.60
2	CAM Mining LLC	8, KY, 195	Damron Fork, KY	UR	23,299	\$55.87	N/A	\$26.37	\$0.68	N/A	N/A	N/A	N/A	N/A	\$27.05	\$82.92
3	Consol Energy Sales Company	8, KY, 119	Mousie, KY	UR	34,487	\$53.83	N/A	\$26.37	\$0.59	N/A	N/A	N/A	N/A	N/A	\$26.96	\$80.79
4	Constellation Energy Commodities Group Inc	8, KY, 193	Charlene, KY	UR	23,301	\$51.87	N/A	\$27.80	\$0.91	N/A	N/A	N/A	N/A	N/A	\$28.71	\$80.58
5	ICG LLC	8, KY, 193	Typo	UR	11,423	\$45.12	N/A	\$27.80	\$0.75	N/A	N/A	N/A	N/A	N/A	\$28.55	\$73.67
6	Massey Utility Sales Company	8, KY, 195	Goff, KY	UR	21,670	\$52.13	N/A	\$26.37	\$1.10	N/A	N/A	N/A	N/A	N/A	\$27.47	\$79.60
7	Transfer Facility	N/A	Myrtle Grove, La	GB	15,821	\$27.32	N/A	N/A	N/A	N/A	\$0.00	\$7.18	\$0.13	N/A	\$7.31	\$34.63
8	Trinity Coal Marketing LLC	8, KY, 193	Banner, KY	UR	22,737	\$50.93	N/A	\$26.37	\$0.61	N/A	N/A	N/A	N/A	N/A	\$26.98	\$77.91

MONTHLY REPORT OF COST AND QUALITY OF COAL FOR ELECTRIC PLANTS
ORIGIN, TONNAGE, DELIVERED PRICE AND AS RECEIVED QUALITY

**SPECIFIED
CONFIDENTIAL**

1. Report for: Mo. 12/2007
2. Reporting Company: Florida Power Corporation
3. Plant Name: Crystal River 4 & 5

4. NAME, TITLE, TELEPHONE NUMBER OF CONTACT PERSON CONCERNING DATA
SUBMITTED ON THIS FORM: Jon Putnam, Business Financial Analyst, (919) 546-6368

5. Signature of Official Submitting Report : 
Joel Rutledge - Lead Business Financial Analyst

6. DATE COMPLETED: 2/12/2008

DECLASSIFIED

Line No.	Supplier Name	Mine Location	Shipping Point	Transportation Mode	Tons	Effective Purchase Price (\$/Ton)	Additional Shorthaul & Loading Charges (\$/Ton)	Rail Rate (\$/Ton)	Other Rail Charges (\$/Ton)	River Barge Rate (\$/Ton)	Trans-loading Rate (\$/Ton)	Ocean Barge Rate (\$/Ton)	Other Water Charges (\$/Ton)	Other Related Charges (\$/Ton)	Transportation Charges (\$/Ton)	F.O.B. Plant Price (\$/Ton)
(a)	(b)	(c)	(d)	(e)	(f)	(g)	(h)	(i)	(j)	(k)	(l)	(m)	(n)	(o)	(p)	(q)
1	Massey Utility Sales Company	8, WV, 5	Sylvester, WV	UR	57,753	\$63.97	N/A	\$28.21	\$0.99	N/A	N/A	N/A	N/A	N/A	\$29.20	\$93.17
2	MC Mining LLC	8, KY, 195	Scotts Branch, KY	UR	44,927	\$63.19	N/A	\$26.37	\$0.97	N/A	N/A	N/A	N/A	N/A	\$27.34	\$90.53
3	SSM Coal Americas LLC	8, WV, 45	Pardee, WV	UR	10,751	\$41.63	N/A	\$28.21	\$0.41	N/A	N/A	N/A	N/A	N/A	\$28.62	\$70.25
4	Transfer Facility	N/A	Davant, La	GB	79,745	\$60.04	N/A	N/A	N/A	N/A	\$2.55	\$7.42	\$0.23	N/A	\$10.20	\$70.25
5	Transfer Facility	N/A	Mobile, Al	GB	64,378	\$59.30	N/A	N/A	N/A	N/A	\$0.00	\$6.62	\$0.07	N/A	\$6.69	\$65.99
6	Transfer Facility	N/A	Myrtle Grove, La	GB	78,842	\$69.64	N/A	N/A	N/A	N/A	\$0.00	\$7.92	\$1.35	N/A	\$9.27	\$78.91

MONTHLY REPORT OF COST AND QUALITY OF COAL FOR ELECTRIC PLANTS
ORIGIN, TONNAGE, DELIVERED PRICE AND AS RECEIVED QUALITY

**SPECIFIED
CONFIDENTIAL**

1. Report for: Mo. 12/2007
2. Reporting Company: Florida Power Corporation
3. Plant Name: Transfer Facility - IMT

4. NAME, TITLE, TELEPHONE NUMBER OF CONTACT PERSON CONCERNING DATA
SUBMITTED ON THIS FORM: Jon Putnam, Business Financial Analyst, (919) 546-6368

5. Signature of Official Submitting Report : 
Joel Rutledge - Lead Business Financial Analyst

6. DATE COMPLETED: 2/12/2008

DECLASSIFIED

Line No.	Supplier Name	Mine Location	Shipping Point	Transportation Mode	Tons	Effective Purchase Price (\$/Ton)	Additional Shorthaul & Loading Charges (\$/Ton)	Rail Rate (\$/Ton)	Other Rail Charges (\$/Ton)	River Barge Rate (\$/Ton)	Trans-loading Rate (\$/Ton)	Ocean Barge Rate (\$/Ton)	Other Water Charges (\$/Ton)	Other Related Charges (\$/Ton)	Transportation Charges (\$/Ton)	F.O.B. Plant Price (\$/Ton)
(a)	(b)	(c)	(d)	(e)	(f)	(g)	(h)	(i)	(j)	(k)	(l)	(m)	(n)	(o)	(p)	(q)
1	Central Coal Company	8, WV, 39	Winifrede Dock, WV	B	25,667	\$65.14	N/A	N/A	N/A	\$10.55	\$1.57	N/A	\$0.08	N/A	\$12.20	\$77.33
2	Guasare Coal International NV	999, IM, 50	Paso Diablo, S.A.	OB	40,456	\$68.05	N/A	N/A	N/A	N/A	\$1.90	N/A	\$0.12	N/A	\$3.92	\$71.97
3	Keystone Industries LLC	8, WV, 39	Marmet Dock, WV	B	25,756	\$64.17	N/A	N/A	N/A	\$10.55	\$1.62	N/A	\$0.00	N/A	\$12.17	\$76.34
4	Massey Utility Sales Company	8, WV, 99	Ceredo Dock, WV	B	29,799	\$25.51	N/A	N/A	N/A	\$11.45	\$1.98	N/A	\$0.02	N/A	\$13.45	\$38.96
5	Oxbow Carbon & Minerals LLC	17, CO, 51	Elk Creek Mine, CO	B	13,273	\$52.27	N/A	N/A	N/A	\$8.02	\$2.10	N/A	\$0.00	N/A	\$10.12	\$62.39

MONTHLY REPORT OF COST AND QUALITY OF COAL FOR ELECTRIC PLANTS
ORIGIN, TONNAGE, DELIVERED PRICE AND AS RECEIVED QUALITY

**SPECIFIED
CONFIDENTIAL**

1. Report for: Mo. 12/2007
2. Reporting Company: Florida Power Corporation
3. Plant Name: Transfer Facility - Mobile

4. NAME, TITLE, TELEPHONE NUMBER OF CONTACT PERSON CONCERNING DATA
SUBMITTED ON THIS FORM: Jon Putnam, Business Financial Analyst, (919) 546-6368

5. Signature of Official Submitting Report : Joel Rutledge
Joel Rutledge - Lead Business Financial Analyst

6. DATE COMPLETED: 2/12/2008

DECLASSIFIED

Line No.	Supplier Name	Mine Location	Shipping Point	Transportation Mode	Tons	Effective Purchase Price (\$/Ton)	Additional Shorthaul & Loading Charges (\$/Ton)	Rail Rate (\$/Ton)	Other Rail Charges (\$/Ton)	River Barge Rate (\$/Ton)	Trans-loading Rate (\$/Ton)	Ocean Barge Rate (\$/Ton)	Other Water Charges (\$/Ton)	Other Related Charges (\$/Ton)	Transportation Charges (\$/Ton)	F.O.B. Plant Price (\$/Ton)
1	Interocean Coal Sales	999, IM, 45	Cartagena, S.A.	OB	63,676	\$61.23	N/A	N/A	N/A	N/A	N/A	N/A	\$0.00	N/A	\$0.00	\$61.23

MONTHLY REPORT OF COST AND QUALITY OF COAL FOR ELECTRIC PLANTS
ORIGIN, TONNAGE, DELIVERED PRICE AND AS RECEIVED QUALITY

**SPECIFIED
CONFIDENTIAL**

1. Report for: Mo. 12/2007
2. Reporting Company: Florida Power Corporation
3. Plant Name: Transfer Facility - TECO

4. NAME, TITLE, TELEPHONE NUMBER OF CONTACT PERSON CONCERNING DATA
SUBMITTED ON THIS FORM: Jon Putnam, Business Financial Analyst, (919) 546-6368

5. Signature of Official Submitting Report :

Joel Rutledge
Joel Rutledge - Lead Business Financial Analyst

6. DATE COMPLETED: 2/12/2008

DECLASSIFIED

Line No.	Supplier Name	Mine Location	Shipping Point	Transportation Mode	Tons	Effective Purchase Price (\$/Ton)	Additional Shorthaul & Loading Charges (\$/Ton)	Rail Rate (\$/Ton)	Other Rail Charges (\$/Ton)	River Barge Rate (\$/Ton)	Trans-loading Rate (\$/Ton)	Ocean Barge Rate (\$/Ton)	Other Water Charges (\$/Ton)	Other Related Charges (\$/Ton)	Transportation Charges (\$/Ton)	F.O.B. Plant Price (\$/Ton)
(a)	(b)	(c)	(d)	(e)	(f)	(g)	(h)	(i)	(j)	(k)	(l)	(m)	(n)	(o)	(p)	(q)
1	Coal Marketing Company	999, IM, 45	Carbones del Cerrejón	OB SA	76,316	\$54.09	N/A	N/A	N/A	N/A	\$0.00	N/A	\$0.12	N/A	\$0.12	\$54.21
2	Glencore Ltd.	999, IM, 45	La Jagua, S.A.	OB	74,352	\$60.68	N/A	N/A	N/A	N/A	\$0.00	N/A	\$0.22	N/A	\$0.22	\$60.90
3	Glencore Ltd.	999, IM, 45	La Jagua, S.A.	OB	77,260	\$62.80	N/A	N/A	N/A	N/A	\$0.00	N/A	\$0.22	N/A	\$0.22	\$63.02


MONTHLY REPORT OF COST AND QUALITY OF COAL FOR ELECTRIC PLANTS
ORIGIN, TONNAGE, DELIVERED PRICE AND AS RECEIVED QUALITY

**SPECIFIED
CONFIDENTIAL**

1. Report for: Mo 12/2007
2. Reporting Company: Florida Power Corporation
3. Plant Name: Crystal River 1 & 2

4. NAME, TITLE, TELEPHONE NUMBER OF CONTACT PERSON CONCERNING DATA
SUBMITTED ON THIS FORM: Jon Putnam, Business Financial Analyst, (919) 546-6368

5. Signature of Official Submitting Report:



Joel Rutledge - Lead Business Financial Analyst

6. DATE COMPLETED: 2/12/2008

DECLASSIFIED

Line No.	Month Reported	Form Plant Name	Intended Generating Plant	Supplier Name	Original Line Number	Volume (tons)	Form No.	Column Title	Old Value	New Value	New F.O.B. Plant Price	Reason for Revision
(a)	(b)	(c)	(d)	(e)	(f)	(g)	(h)	(i)	(j)	(k)	(l)	(m)
1	7/07	Crystal River 1&2	ICG LLC		1	22,768	2B	(i) Rail Rate	\$25.48	\$26.13	\$77.19	Update to Rate
2	7/07	Crystal River 1&2	Trinity Coal Marketing		2	11,094	2B	(i) Rail Rate	\$25.48	\$26.13	\$79.89	Update to Rate
3	9/07	Crystal River 1&2	Trinity Coal Marketing		13	22,099	2C	(i) Rail Rate	\$25.96	\$26.61	\$78.83	Update to Rate

MONTHLY REPORT OF COST AND QUALITY OF COAL FOR ELECTRIC PLANTS
ORIGIN, TONNAGE, DELIVERED PRICE AND AS RECEIVED QUALITY

**SPECIFIED
CONFIDENTIAL**

1. Report for: Mo. 12/2007
2. Reporting Company: Florida Power Corporation
3. Plant Name: Crystal River 4 & 5

4. NAME, TITLE, TELEPHONE NUMBER OF CONTACT PERSON CONCERNING DATA
SUBMITTED ON THIS FORM: Jon Putnam, Business Financial Analyst, (919) 546-6368

5. Signature of Official Submitting Report:

Joel Rutledge
Joel Rutledge - Lead Business Financial Analyst

6. DATE COMPLETED: 2/12/2008

DECLASSIFIED

Line No.	Month Reported	Form Plant Name	Intended Generating Plant	Supplier Name	Original Line Number	Volume (tons)	Form No.	Column Title	Old Value	New Value	New F.O.B. Plant Price	Reason for Revision
(a)	(b)	(c)	(d)	(e)	(f)	(g)	(h)	(i)	(j)	(k)	(l)	(m)
1	10/07	Crystal River 4&5	Transfer Facility		5	64,866	2B	(n) Other Water Charges	\$0.13	\$1.40	\$74.60	Update to Rate
2	10/07	Crystal River 4&5	Transfer Facility		6	141,231	2B	(n) Other Water Charges	\$0.40	\$0.73	\$79.52	Update to Rate
3	11/07	Crystal River 4&5	Transfer Facility		4	112,094	2B	(n) Other Water Charges	\$0.22	\$0.91	\$70.60	Update to Rate
4	11/07	Crystal River 4&5	Transfer Facility		6	46,372	2B	(n) Other Water Charges	\$0.20	\$2.10	\$84.11	Update to Rate


MONTHLY REPORT OF COST AND QUALITY OF COAL FOR ELECTRIC PLANTS
 ORIGIN, TONNAGE, DELIVERED PRICE AND AS RECEIVED QUALITY

**SPECIFIED
 CONFIDENTIAL**

1. Report for: Mo. 12/2007
 2. Reporting Company: Florida Power Corporation
 3. Plant Name: Transfer Facility - IMT

4. NAME, TITLE, TELEPHONE NUMBER OF CONTACT PERSON CONCERNING DATA
 SUBMITTED ON THIS FORM: Jon Putnam, Business Financial Analyst, (919) 546-6368

5. Signature of Official Submitting Report:


 Joel Rutledge - Lead Business Financial Analyst

6. DATE COMPLETED: 2/12/2008

DECLASSIFIED

Line No.	Month Reported	Form Plant Name	Intended Generating Plant	Supplier Name	Original Line Number	Volume (tons)	Form No.	Column Title	Old Value	New Value	New F.O.B. Plant Price	Reason for Revision
(a)	(b)	(c)	(d)	(e)	(f)	(g)	(h)	(i)	(j)	(k)	(l)	(m)

NONE

MONTHLY REPORT OF COST AND QUALITY OF COAL FOR ELECTRIC PLANTS
ORIGIN, TONNAGE, DELIVERED PRICE AND AS RECEIVED QUALITY

**SPECIFIED
CONFIDENTIAL**

1. Report for: Mo. 12/2007
 2. Reporting Company: Florida Power Corporation
 3. Plant Name: Transfer Facility - Mobile

4. NAME, TITLE, TELEPHONE NUMBER OF CONTACT PERSON CONCERNING DATA
 SUBMITTED ON THIS FORM: Jon Putnam, Business Financial Analyst, (919) 546-6368

5. Signature of Official Submitting Report:


 Joel Rutledge - Lead Business Financial Analyst

6. DATE COMPLETED: 2/12/2008

DECLASSIFIED

Line No.	Month Reported	Form Plant Name	Intended Generating Plant	Supplier Name	Original Line Number	Volume (tons)	Form No.	Column Title	Old Value	New Value	New F.O.B. Plant Price	Reason for Revision
(a)	(b)	(c)	(d)	(e)	(f)	(g)	(h)	(i)	(j)	(k)	(l)	(m)

NONE

MONTHLY REPORT OF COST AND QUALITY OF COAL FOR ELECTRIC PLANTS
 ORIGIN, TONNAGE, DELIVERED PRICE AND AS RECEIVED QUALITY

**SPECIFIED
 CONFIDENTIAL**

1. Report for: Mo. 12/2007
 2. Reporting Company: Florida Power Corporation
 3. Plant Name: Transfer Facility - TECO

4. NAME, TITLE, TELEPHONE NUMBER OF CONTACT PERSON CONCERNING DATA
 SUBMITTED ON THIS FORM: Jon Putnam, Business Financial Analyst, (919) 546-6368

5. Signature of Official Submitting Report:

Joel Rutledge

 Joel Rutledge - Lead Business Financial Analyst

6. DATE COMPLETED: 2/12/2008

DECLASSIFIED

Line No.	Month Reported	Form Plant Name	Intended Generating Plant	Supplier Name	Original Line Number	Volume (tons)	Form No.	Column Title	Old Value	New Value	New F.O.B. Plant Price	Reason for Revision
(a)	(b)	(c)	(d)	(e)	(f)	(g)	(h)	(i)	(j)	(k)	(l)	(m)
NONE												