

DECLASSIFIED
CONFIDENTIAL

080001-EI

FPSC FORM 423-1

MONTHLY REPORT OF COST AND QUALITY OF FUEL FOR ELECTRIC PLANTS
ORIGIN, VOLUME, DELIVERED PRICE AND AS RECEIVED QUALITY

1. REPORTING MONTH: 01/2008
2. REPORTING COMPANY: FLORIDA POWER CORPORATION

3. NAME, TITLE, TELEPHONE NUMBER OF CONTACT PERSON CONCERNING DATA
SUBMITTED ON THIS FORM: JILL ALLYSON BUS. FIN. ANALYST (919) 546-7949

4. SIGNATURE OF OFFICIAL SUBMITTED REPORT: *Joel Rutledge* 3/14/08
JOEL RUTLEDGE
LEAD BUS. FIN. ANALYST

5. DATE COMPLETED: 03/06/2008

LINE NO.	PLANT NAME	SUPPLIER NAME	SHIPPING POINT	PURCHASE TYPE	DELIVERY LOCATION	DELIVERY DATE	DELIVERY TYPE	SULFUR CONTENT (%)	BTU CONTENT (Btu/gal)	VOLUME (Bbls)	DELIVERED PRICE (\$/Bbl)
(a)	(b)	(c)	(d)	(e)	(f)	(g)	(h)	(i)	(j)	(k)	(l)
1	Ancote	Transfer Facility	Martin Gas Terminal	N/A	FOB PLANT	01/2008		0.43	138,415	347	\$2.7624
2	Bartow Steam Plant	RIO Energy International Inc.	Houston, TX	MTC	FOB TERMINAL	01/2008		1.14	158,805	449,954	\$61.2902
3	Bayboro Peakers	Transfer Facility	Martin Gas Terminal	N/A	FOB PLANT	01/2008		0.43	138,415	8,139	\$10.6624
4	Crystal River	Transfer Facility	Martin Gas Terminal	N/A	FOB PLANT	01/2008		0.42	138,440	7,114	\$3.9431
5	Martin Gas Terminal	Martin Product Sales	Houston, TX	S	FOB TERMINAL	01/2008		0.36	138,586	35,000	\$108.6858

DECLASSIFIED
03/24/2010 Kmp

DOCUMENT NUMBER-DATE

02283 MAR 26 8 *FW*

FPSC-COMMISSION CLERK

DECLASSIFIED

FPSC FORM 423-1(A)

MONTHLY REPORT OF COST AND QUALITY OF FUEL FOR ELECTRIC PLANTS
ORIGIN, VOLUME, DELIVERED PRICE AND AS RECEIVED QUALITY

**SPECIFIED
CONFIDENTIAL**

1. REPORTING MONTH: 01/2008

3. NAME, TITLE, TELEPHONE NUMBER OF CONTACT PERSON CONCERNING DATA

SUBMITTED ON THIS FORM: JILL ALLYSON BUS. FIN. ANALYST (919) 546-7949

2. REPORTING COMPANY: FLORIDA POWER CORPORATION

4. SIGNATURE OF OFFICIAL SUBMITTED REPORT: *Joel Rutledge* 3/1/08
JOEL RUTLEDGE
LEAD BUS. FIN. ANALYST

5. DATE COMPLETED: 03/06/2008

LINE NO.	PLANT NAME	SUPPLIER NAME	DELIVERY LOCATION	DELIVERY DATE	TYPE OIL	VOLUME (Bb/s)	EFFECTIVE TRANSPORT										
							INVOICE PRICE (\$/Bb/s)	INVOICE AMOUNT (\$)	DISCOUNT (\$)	NET AMOUNT (\$)	NET PRICE (\$/Bb/s)	QUALITY ADJUST (\$/Bb/s)	PURCHASE PRICE (\$/Bb/s)	TO TERMINAL (\$/Bb/s)	ADDITIONAL TRANSPORT (\$/Bb/s)	OTHER CHARGES (\$/Bb/s)	DELIVERED PRICE (\$/Bb/s)
1	Anciole	Transfer Facility	FOB PLANT	01/2008		347	\$0.00	\$0.00	\$0.00	\$0.00	\$0.00	\$0.00	\$2.76	\$0.00	\$2.76	\$0.00	\$2.76
2	Bartow Steam Plant	RIO Energy International Inc.	FOB TERMINAL	01/2008		449,954	\$74.00	\$33,295,320.59	\$0.00	\$33,295,320.59	\$74.00	\$0.51	\$74.50	\$0.44	\$0.00	\$(13.65)	\$61.29
3	Bayboro Peakers	Transfer Facility	FOB PLANT	01/2008		8,139	\$0.00	\$27.50	\$0.00	\$27.50	\$0.00	\$0.00	\$10.66	\$0.00	\$10.66	\$0.00	\$10.66
4	Crystal River	Transfer Facility	FOB PLANT	01/2008		7,114	\$0.00	\$0.00	\$0.00	\$0.00	\$0.00	\$0.00	\$3.94	\$0.00	\$3.94	\$0.00	\$3.94
5	Martin Gas Terminal	Martin Product Sales	FOB TERMINAL	01/2008		35,000	\$104.95	\$3,673,312.31	\$0.00	\$3,673,312.31	\$104.95	\$0.00	\$104.95	\$3.65	\$0.00	\$0.08	\$108.69

MONTHLY REPORT OF COST AND QUALITY OF COAL FOR ELECTRIC PLANTS
ORIGIN, TONNAGE, DELIVERED PRICE AND AS RECEIVED QUALITY

**SPECIFIED
CONFIDENTIAL**

1. Report for: Mo. 01/2008
2. Reporting Company: Florida Power Corporation
3. Plant Name: Crystal River 1 & 2

4. NAME, TITLE, TELEPHONE NUMBER OF CONTACT PERSON CONCERNING DATA
SUBMITTED ON THIS FORM: Jon Putnam, Business Financial Analyst, (919) 546-6368

5. Signature of Official Submitting Report :

Joel Rutledge
Joel Rutledge - Lead Business Financial Analyst

6. DATE COMPLETED: 3/14/2008

DECLASSIFIED

Line No.	Supplier Name	Mine Location	Purchase Type	Transportation Mode	Tons	Effective Purchase Price (\$/Ton)	Total Transportation Cost (\$/Ton)	F.O.B. Plant Price (\$/Ton)	As Received Coal Quality			
									Percent Sulfur (%)	Btu Content (Btu/lb)	Percent Ash (%)	Percent Moisture (%)
(a)	(b)	(c)	(d)	(e)	(f)	(g)	(h)	(i)	(j)	(k)	(l)	(m)
1	B&W Resources Inc	8, KY, 51	MTC	UR	23,171	\$50.18	\$27.47	\$77.65	0.93	12,183	9.90	7.18
2	B&W Resources Inc	8, KY, 51	MTC	UR	11,605	\$53.53	\$27.67	\$81.20	0.94	12,510	9.00	6.56
3	Consol Energy Sales Company	8, KY, 119	MTC	UR	45,852	\$54.32	\$27.65	\$81.97	1.11	12,551	8.52	7.55
4	Constellation Energy Commodities Group Inc.	8, KY, 193	MTC	UR	22,367	\$54.58	\$29.22	\$83.81	0.85	12,692	8.98	6.52
5	ICG LLC	8, KY, 193	MTC	UR	34,648	\$48.17	\$29.29	\$77.46	1.16	12,132	11.65	6.32
6	ICG LLC	8, KY, 119	MTC	UR	11,520	\$49.84	\$27.57	\$77.41	0.99	12,557	10.26	5.59
7	Massey Utility Sales Company	8, WV, 5	MTC	UR	10,372	\$47.39	\$29.98	\$77.38	0.84	12,245	12.70	5.65
8	Massey Utility Sales Company	8, WV, 5	MTC	UR	11,426	\$48.06	\$29.72	\$77.78	0.86	12,416	12.14	6.30
9	Transfer Facility	N/A	N/A	GB	3,109	\$77.36	\$8.88	\$86.24	0.72	12,081	11.42	8.56
10	Trinity Coal Marketing LLC	8, KY, 71	LTC	UR	21,777	\$51.00	\$27.53	\$78.53	0.89	12,231	10.79	6.96

MONTHLY REPORT OF COST AND QUALITY OF COAL FOR ELECTRIC PLANTS
ORIGIN, TONNAGE, DELIVERED PRICE AND AS RECEIVED QUALITY

**SPECIFIED
CONFIDENTIAL**

1. Report for: Mo. 01/2008
2. Reporting Company: Florida Power Corporation
3. Plant Name: Crystal River 4 & 5

4. NAME, TITLE, TELEPHONE NUMBER OF CONTACT PERSON CONCERNING DATA
SUBMITTED ON THIS FORM: Jon Putnam, Business Financial Analyst, (919) 546-6368

5. Signature of Official Submitting Report :


Joel Rutledge - Lead Business Financial Analyst

6. DATE COMPLETED: 3/14/2008

DECLASSIFIED

Line No.	Supplier Name	Mine Location	Purchase Type	Transportation Mode	Tons	Effective Purchase Price (\$/Ton)	Total Transportation Cost (\$/Ton)	F.O.B. Plant Price (\$/Ton)	As Received Coal Quality			
									Percent Sulfur (%)	Btu Content (Btu/lb)	Percent Ash (%)	Percent Moisture (%)
(a)	(b)	(c)	(d)	(e)	(f)	(g)	(h)	(i)	(j)	(k)	(l)	(m)
1	Constellation Energy Commodities Group Inc.	8, WV, 5	S	UR	10,948	\$60.94	\$30.14	\$91.08	0.70	13,022	10.19	4.60
2	Massey Utility Sales Company	8, WV, 5	MTC	UR	57,655	\$56.44	\$30.44	\$86.88	0.71	12,695	11.17	5.74
3	MC Mining LLC	8, KY, 195	MTC	UR	22,280	\$63.04	\$28.44	\$91.49	0.65	12,696	8.69	6.62
4	Transfer Facility	N/A	N/A	GB	138,758	\$55.43	\$8.36	\$63.79	0.58	11,580	7.18	12.51
5	Transfer Facility	N/A	N/A	GB	89,866	\$71.59	\$6.25	\$77.84	0.66	11,969	11.41	8.57

MONTHLY REPORT OF COST AND QUALITY OF COAL FOR ELECTRIC PLANTS
ORIGIN, TONNAGE, DELIVERED PRICE AND AS RECEIVED QUALITY

**SPECIFIED
CONFIDENTIAL**

1. Report for: Mo. 01/2008
2. Reporting Company: Florida Power Corporation
3. Plant Name: Transfer Facility - IMT

4. NAME, TITLE, TELEPHONE NUMBER OF CONTACT PERSON CONCERNING DATA
SUBMITTED ON THIS FORM: Jon Putnam, Business Financial Analyst, (919) 546-6368

5. Signature of Official Submitting Report : 
Joel Rutledge - Lead Business Financial Analyst

6. DATE COMPLETED: 3/14/2008

DECLASSIFIED

Line No.	Supplier Name	Mine Location	Purchase Type	Transportation Mode	Tons	Effective Purchase Price (\$/Ton)	Total Transportation Cost (\$/Ton)	F.O.B. Plant Price (\$/Ton)	As Received Coal Quality			
									Percent Sulfur (%)	Btu Content (Btu/lb)	Percent Ash (%)	Percent Moisture (%)
(a)	(b)	(c)	(d)	(e)	(f)	(g)	(h)	(i)	(j)	(k)	(l)	(m)
1	Central Coal Company	8, WV, 39	MTC	B	6,985	\$53.58	\$14.22	\$67.80	0.68	12,236	12.33	6.28
2	Central Coal Company	8, WV, 39	MTC	B	9,120	\$65.64	\$14.30	\$79.95	0.69	12,567	10.99	5.77
3	Guasare Coal International NV	999, IM, 50	MTC	OB	40,456	\$68.61	\$3.92	\$72.53	0.63	13,063	5.82	7.11
4	Keystone Industries LLC	8, WV, 39	MTC	B	1,919	\$64.87	\$14.27	\$79.14	0.70	12,318	11.20	7.59
5	Massey Utility Sales Company	8, KY, 119	S	B	9,676	\$25.51	\$14.28	\$39.79	0.51	8,891	33.49	5.53
6	Oxbow Carbon & Minerals LLC	17, CO, 51	S	B	14,209	\$52.40	\$9.77	\$62.17	0.47	11,939	10.88	7.22

MONTHLY REPORT OF COST AND QUALITY OF COAL FOR ELECTRIC PLANTS
ORIGIN, TONNAGE, DELIVERED PRICE AND AS RECEIVED QUALITY

**SPECIFIED
CONFIDENTIAL**

1. Report for: Mo. 01/2008
2. Reporting Company: Florida Power Corporation
3. Plant Name: Transfer Facility - UBT

4. NAME, TITLE, TELEPHONE NUMBER OF CONTACT PERSON CONCERNING DATA
SUBMITTED ON THIS FORM: Jon Putnam, Business Financial Analyst, (919) 546-6368

5. Signature of Official Submitting Report : Joel Rutledge
Joel Rutledge - Lead Business Financial Analyst

6. DATE COMPLETED: 3/14/2008

DECLASSIFIED

Line No.	Supplier Name	Mine Location	Purchase Type	Transportation Mode	Tons	Effective Purchase Price (\$/Ton)	Total Transportation Cost (\$/Ton)	F.O.B. Plant Price (\$/Ton)	As Received Coal Quality			
									Percent Sulfur (%)	Btu Content (Btu/lb)	Percent Ash (%)	Percent Moisture (%)
(a)	(b)	(c)	(d)	(e)	(f)	(g)	(h)	(i)	(j)	(k)	(l)	(m)
1	Apex Coal Sales	8, WV, 45	MTC	B	15,814	\$34.17	\$12.34	\$46.51	0.51	10,003	26.07	6.44
2	Central Coal Company	8, WV, 39	MTC	B	19,260	\$64.81	\$12.41	\$77.22	0.68	12,407	11.36	6.37
3	Central Coal Company	8, WV, 39	MTC	B	17,564	\$53.94	\$12.40	\$66.34	0.68	12,318	12.05	6.26
4	Coal Marketing Company	999, IM, 45	MTC	OB	75,793	\$53.94	\$(0.18)	\$53.77	0.56	11,347	8.69	12.11
5	Keystone Industries LLC	8, WV, 39	MTC	B	21,655	\$64.17	\$12.34	\$76.51	0.66	12,185	12.02	7.35

MONTHLY REPORT OF COST AND QUALITY OF COAL FOR ELECTRIC PLANTS
ORIGIN, TONNAGE, DELIVERED PRICE AND AS RECEIVED QUALITY

**SPECIFIED
CONFIDENTIAL**

1. Report for: Mo. 01/2008
2. Reporting Company: Florida Power Corporation
3. Plant Name: Crystal River 1 & 2

4. NAME, TITLE, TELEPHONE NUMBER OF CONTACT PERSON CONCERNING DATA
SUBMITTED ON THIS FORM: Jon Putnam, Business Financial Analyst, (919) 546-6368

5. Signature of Official Submitting Report : 
Joel Rutledge - Lead Business Financial Analyst

6. DATE COMPLETED: 3/14/2008

DECLASSIFIED

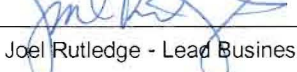
Line No.	Supplier Name	Mine Location	Purchase Type	Tons	F.O.B. Mine Price (\$/Ton)	Short Haul & Loading Charges (\$/Ton)	Original Invoice Price (\$/Ton)	Retro-active Price Inc(Dec) (\$/Ton)	Base Price (\$/Ton)	Quality Adjust-ments (\$/Ton)	Effective Purchase Price (\$/Ton)
(a)	(b)	(c)	(d)	(e)	(f)	(g)	(h)	(i)	(j)	(k)	(l)
1	B&W Resources Inc	8, KY, 51	MTC	23,171	\$50.25	N/A	\$50.25	\$0.00	\$50.25	\$(0.07)	\$50.18
2	B&W Resources Inc	8, KY, 51	MTC	11,605	\$52.20	N/A	\$52.20	\$0.00	\$52.20	\$1.33	\$53.53
3	Consol Energy Sales Company	8, KY, 119	MTC	45,852	\$52.00	N/A	\$52.00	\$0.00	\$52.00	\$2.32	\$54.32
4	Constellation Energy Commodities Group Inc.	8, KY, 193	MTC	22,367	\$52.50	N/A	\$52.50	\$0.00	\$52.50	\$2.08	\$54.58
5	ICG LLC	8, KY, 193	MTC	34,648	\$48.40	N/A	\$48.40	\$0.00	\$48.40	\$(0.23)	\$48.17
6	ICG LLC	8, KY, 119	MTC	11,520	\$48.40	N/A	\$48.40	\$0.00	\$48.40	\$1.44	\$49.84
7	Massey Utility Sales Company	8, WV, 5	MTC	10,372	\$47.22	N/A	\$47.22	\$0.00	\$47.22	\$0.17	\$47.39
8	Massey Utility Sales Company	8, WV, 5	MTC	11,426	\$47.22	N/A	\$47.22	\$0.00	\$47.22	\$0.84	\$48.06
9	Transfer Facility	N/A	N/A	3,109	\$77.36	N/A	\$77.36	\$0.00	\$77.36	N/A	\$77.36
10	Trinity Coal Marketing LLC	8, KY, 71	LTC	21,777	\$51.00	N/A	\$51.00	\$0.00	\$51.00	\$0.00	\$51.00

MONTHLY REPORT OF COST AND QUALITY OF COAL FOR ELECTRIC PLANTS
ORIGIN, TONNAGE, DELIVERED PRICE AND AS RECEIVED QUALITY

**SPECIFIED
CONFIDENTIAL**

1. Report for: Mo. 01/2008
2. Reporting Company: Florida Power Corporation
3. Plant Name: Crystal River 4 & 5

4. NAME, TITLE, TELEPHONE NUMBER OF CONTACT PERSON CONCERNING DATA
SUBMITTED ON THIS FORM: Jon Putnam, Business Financial Analyst, (919) 546-6368

5. Signature of Official Submitting Report : 
Joel Rutledge - Lead Business Financial Analyst

6. DATE COMPLETED: 3/14/2008

DECLASSIFIED

Line No.	Supplier Name	Mine Location	Purchase Type	Tons	F.O.B. Mine Price (\$/Ton)	Short Haul & Loading Charges (\$/Ton)	Original Invoice Price (\$/Ton)	Retro-active Price Inc(Dec) (\$/Ton)	Base Price (\$/Ton)	Quality Adjust-ments (\$/Ton)	Effective Purchase Price (\$/Ton)
(a)	(b)	(c)	(d)	(e)	(f)	(g)	(h)	(i)	(j)	(k)	(l)
1	Constellation Energy Commodities Group Inc.	8, WV, 5	S	10,948	\$58.50	N/A	\$58.50	\$0.00	\$58.50	\$2.44	\$60.94
2	Massey Utility Sales Company	8, WV, 5	MTC	57,655	\$53.37	N/A	\$53.37	\$0.00	\$53.37	\$3.07	\$56.44
3	MC Mining LLC	8, KY, 195	MTC	22,280	\$61.00	N/A	\$61.00	\$0.00	\$61.00	\$2.04	\$63.04
4	Transfer Facility	N/A	N/A	138,758	\$55.43	N/A	\$55.43	\$0.00	\$55.43	N/A	\$55.43
5	Transfer Facility	N/A	N/A	89,866	\$71.59	N/A	\$71.59	\$0.00	\$71.59	N/A	\$71.59

MONTHLY REPORT OF COST AND QUALITY OF COAL FOR ELECTRIC PLANTS
ORIGIN, TONNAGE, DELIVERED PRICE AND AS RECEIVED QUALITY

**SPECIFIED
CONFIDENTIAL**

1. Report for: Mo. 01/2008
2. Reporting Company: Florida Power Corporation
3. Plant Name: Transfer Facility - IMT

4. NAME, TITLE, TELEPHONE NUMBER OF CONTACT PERSON CONCERNING DATA
SUBMITTED ON THIS FORM: Jon Putnam, Business Financial Analyst, (919) 546-6368

5. Signature of Official Submitting Report :

Joel Rutledge
Joel Rutledge - Lead Business Financial Analyst

6. DATE COMPLETED: 3/14/2008

DECLASSIFIED

Line No.	Supplier Name	Mine Location	Purchase Type	Tons	F.O.B. Mine Price (\$/Ton)	Short Haul & Loading Charges (\$/Ton)	Original Invoice Price (\$/Ton)	Retro-active Price Inc(Dec) (\$/Ton)	Base Price (\$/Ton)	Quality Adjust-ments (\$/Ton)	Effective Purchase Price (\$/Ton)
(a)	(b)	(c)	(d)	(e)	(f)	(g)	(h)	(i)	(j)	(k)	(l)
1	Central Coal Company	8, WV, 39	MTC	6,985	\$52.00	N/A	\$52.00	\$0.00	\$52.00	\$1.58	\$53.58
2	Central Coal Company	8, WV, 39	MTC	9,120	\$64.25	N/A	\$64.25	\$0.00	\$64.25	\$1.39	\$65.64
3	Guasare Coal International NV	999, IM, 50	MTC	40,456	\$67.23	N/A	\$67.23	\$0.00	\$67.23	\$1.38	\$68.61
4	Keystone Industries LLC	8, WV, 39	MTC	1,919	\$64.25	N/A	\$64.25	\$0.00	\$64.25	\$0.62	\$64.87
5	Massey Utility Sales Company	8, KY, 119	S	9,676	\$25.51	N/A	\$25.51	\$0.00	\$25.51	\$0.00	\$25.51
6	Oxbow Carbon & Minerals LLC	17, CO, 51	S	14,209	\$51.97	N/A	\$51.97	\$0.00	\$51.97	\$0.43	\$52.40

MONTHLY REPORT OF COST AND QUALITY OF COAL FOR ELECTRIC PLANTS
ORIGIN, TONNAGE, DELIVERED PRICE AND AS RECEIVED QUALITY

**SPECIFIED
CONFIDENTIAL**

1. Report for: Mo. 01/2008
2. Reporting Company: Florida Power Corporation
3. Plant Name: Transfer Facility - UBT

4. NAME, TITLE, TELEPHONE NUMBER OF CONTACT PERSON CONCERNING DATA
SUBMITTED ON THIS FORM: Jon Putnam, Business Financial Analyst (919) 546-6368

5. Signature of Official Submitting Report :

Joel Rutledge
Joel Rutledge - Lead Business Financial Analyst

6. DATE COMPLETED: 3/14/2008

DECLASSIFIED

Line No.	Supplier Name	Mine Location	Purchase Type	Tons	F.O.B. Mine Price (\$/Ton)	Short Haul & Loading Charges (\$/Ton)	Original Invoice Price (\$/Ton)	Retro-active Price Inc(Dec) (\$/Ton)	Base Price (\$/Ton)	Quality Adjust-ments (\$/Ton)	Effective Purchase Price (\$/Ton)
(a)	(b)	(c)	(d)	(e)	(f)	(g)	(h)	(i)	(j)	(k)	(l)
1	Apex Coal Sales	8, WV, 45	MTC	15,814	\$34.50	N/A	\$34.50	\$0.00	\$34.50	\$(0.33)	\$34.17
2	Central Coal Company	8, WV, 39	MTC	19,260	\$64.25	N/A	\$64.25	\$0.00	\$64.25	\$0.56	\$64.81
3	Central Coal Company	8, WV, 39	MTC	17,564	\$52.00	N/A	\$52.00	\$0.00	\$52.00	\$1.94	\$53.94
4	Coal Marketing Company	999, IM, 45	MTC	75,793	\$53.75	N/A	\$53.75	\$0.00	\$53.75	\$0.19	\$53.94
5	Keystone Industries LLC	8, WV, 39	MTC	21,655	\$64.25	N/A	\$64.25	\$0.00	\$64.25	\$(0.08)	\$64.17

MONTHLY REPORT OF COST AND QUALITY OF COAL FOR ELECTRIC PLANTS
ORIGIN, TONNAGE, DELIVERED PRICE AND AS RECEIVED QUALITY

**SPECIFIED
CONFIDENTIAL**

1. Report for: Mo. 01/2008
2. Reporting Company: Florida Power Corporation
3. Plant Name: Crystal River 1 & 2

4. NAME, TITLE, TELEPHONE NUMBER OF CONTACT PERSON CONCERNING DATA
SUBMITTED ON THIS FORM: Jon Putnam, Business Financial Analyst, (919) 546-6368

5. Signature of Official Submitting Report :

Joel Rutledge
Joel Rutledge - Lead Business Financial Analyst

6. DATE COMPLETED: 3/14/2008

DECLASSIFIED

Line No.	Supplier Name	Mine Location	Shipping Point	Transportation Mode	Tons	Effective Purchase Price (\$/Ton)	Additional Shorthaul & Loading Charges (\$/Ton)	Rail Rate (\$/Ton)	Other Rail Charges (\$/Ton)	River Barge Rate (\$/Ton)	Trans-loading Rate (\$/Ton)	Ocean Barge Rate (\$/Ton)	Other Water Charges (\$/Ton)	Other Related Charges (\$/Ton)	Transportation Charges (\$/Ton)	F.O.B. Plant Price (\$/Ton)
(a)	(b)	(c)	(d)	(e)	(f)	(g)	(h)	(i)	(j)	(k)	(l)	(m)	(n)	(o)	(p)	(q)
1	B&W Resources Inc	8, KY, 51	Resource, KY	UR	23,171	\$50.18	N/A	\$26.64	\$0.83	N/A	N/A	N/A	N/A	N/A	\$27.47	\$77.65
2	B&W Resources Inc	8, KY, 51	Resource, KY	UR	11,605	\$53.53	N/A	\$26.64	\$1.03	N/A	N/A	N/A	N/A	N/A	\$27.67	\$81.20
3	Consol Energy Sales Company	8, KY, 119	Mousie, KY	UR	45,852	\$54.32	N/A	\$26.79	\$0.86	N/A	N/A	N/A	N/A	N/A	\$27.65	\$81.97
4	Constellation Energy Commodities Group	8, KY, 193	Leatherwood, KY	UR	22,367	\$54.58	N/A	\$28.26	\$0.96	N/A	N/A	N/A	N/A	N/A	\$29.22	\$83.81
5	ICG LLC	8, KY, 193	Typo	UR	34,648	\$48.17	N/A	\$28.26	\$1.03	N/A	N/A	N/A	N/A	N/A	\$29.29	\$77.46
6	ICG LLC	8, KY, 119	Raven	UR	11,520	\$49.84	N/A	\$26.79	\$0.78	N/A	N/A	N/A	N/A	N/A	\$27.57	\$77.41
7	Massey Utility Sales Company	8, WV, 5	Homer	UR	10,372	\$47.39	N/A	\$28.92	\$1.06	N/A	N/A	N/A	N/A	N/A	\$29.98	\$77.38
8	Massey Utility Sales Company	8, WV, 5	Sylvester, WV	UR	11,426	\$48.06	N/A	\$28.67	\$1.05	N/A	N/A	N/A	N/A	N/A	\$29.72	\$77.78
9	Transfer Facility	N/A	Myrtle Grove, La	GB	3,109	\$77.36	N/A	N/A	N/A	N/A	\$0.00	\$8.88	\$0.00	N/A	\$8.88	\$86.24
10	Trinity Coal Marketing LLC	8, KY, 71	Banner, KY	UR	21,777	\$51.00	N/A	\$26.79	\$0.74	N/A	N/A	N/A	N/A	N/A	\$27.53	\$78.53

MONTHLY REPORT OF COST AND QUALITY OF COAL FOR ELECTRIC PLANTS
ORIGIN, TONNAGE, DELIVERED PRICE AND AS RECEIVED QUALITY

**SPECIFIED
CONFIDENTIAL**

1. Report for: Mo. 01/2008
2. Reporting Company: Florida Power Corporation
3. Plant Name: Crystal River 4 & 5

4. NAME, TITLE, TELEPHONE NUMBER OF CONTACT PERSON CONCERNING DATA
SUBMITTED ON THIS FORM: Jon Putnam, Business Financial Analyst, (919) 546-6368

5. Signature of Official Submitting Report :


Joe Rutledge - Lead Business Financial Analyst

6. DATE COMPLETED: 3/14/2008

DECLASSIFIED

Line No.	Supplier Name	Mine Location	Shipping Point	Transportation Mode	Tons	Effective Purchase Price (\$/Ton)	Additional Shorthaul & Loading Charges (\$/Ton)	Rail Rate (\$/Ton)	Other Rail Charges (\$/Ton)	River Barge Rate (\$/Ton)	Trans-loading Rate (\$/Ton)	Ocean Barge Rate (\$/Ton)	Other Water Charges (\$/Ton)	Other Related Charges (\$/Ton)	Transportation Charges (\$/Ton)	F.O.B.
																Plant Price (\$/Ton)
(a)	(b)	(c)	(d)	(e)	(f)	(g)	(h)	(i)	(j)	(k)	(l)	(m)	(n)	(o)	(p)	(q)
1	Constellation Energy Commodities Group	8, WV, 5	Sylvester, WV	UR	10,948	\$60.94	N/A	\$28.67	\$1.47	N/A	N/A	N/A	N/A	N/A	\$30.14	\$91.08
2	Massey Utility Sales Company	8, WV, 5	Sylvester, WV	UR	57,655	\$56.44	N/A	\$28.67	\$1.77	N/A	N/A	N/A	N/A	N/A	\$30.44	\$86.88
3	MC Mining LLC	8, KY, 195	Scotts Branch,	UR	22,280	\$63.04	N/A	\$26.79	\$1.65	N/A	N/A	N/A	N/A	N/A	\$28.44	\$91.49
4	Transfer Facility	N/A	Davant, La	GB	138,758	\$55.43	N/A	N/A	N/A	N/A	\$2.55	\$7.74	\$(1.93)	N/A	\$8.36	\$63.79
5	Transfer Facility	N/A	Myrtle Grove, La	GB	89,866	\$71.59	N/A	N/A	N/A	N/A	\$0.00	\$7.88	\$(1.63)	N/A	\$6.25	\$77.84

MONTHLY REPORT OF COST AND QUALITY OF COAL FOR ELECTRIC PLANTS
ORIGIN, TONNAGE, DELIVERED PRICE AND AS RECEIVED QUALITY

**SPECIFIED
CONFIDENTIAL**

1. Report for: Mo. 01/2008
2. Reporting Company: Florida Power Corporation
3. Plant Name: Transfer Facility - IMT

4. NAME, TITLE, TELEPHONE NUMBER OF CONTACT PERSON CONCERNING DATA
SUBMITTED ON THIS FORM: Jon Putnam, Business Financial Analyst, (919) 546-6368

5. Signature of Official Submitting Report :


Joel Rutledge - Lead Business Financial Analyst

6. DATE COMPLETED: 3/14/2008

DECLASSIFIED

Line No.	Supplier Name	Mine Location	Shipping Point	Transportation Mode	Tons	Effective Purchase Price (\$/Ton)	Additional Shorthaul & Loading Charges (\$/Ton)	Rail Rate (\$/Ton)	Other Rail Charges (\$/Ton)	River Barge Rate (\$/Ton)	Trans-loading Rate (\$/Ton)	Ocean Barge Rate (\$/Ton)	Other Water Charges (\$/Ton)	Other Related Charges (\$/Ton)	Transportation Charges (\$/Ton)	F.O.B. Plant Price (\$/Ton)
(a)	(b)	(c)	(d)	(e)	(f)	(g)	(h)	(i)	(j)	(k)	(l)	(m)	(n)	(o)	(p)	(q)
1	Central Coal Company	8, WV, 39	Kanahwa Eagle	B	6,985	\$53.58	N/A	N/A	N/A	\$12.34	\$1.80	N/A	\$0.08	N/A	\$14.22	\$67.80
2	Central Coal Company	8, WV, 39	Kanahwa Eagle	B	9,120	\$65.64	N/A	N/A	N/A	\$12.34	\$1.89	N/A	\$0.08	N/A	\$14.30	\$79.95
3	Guasare Coal International NV	999, IM, 50	Paso Diablo, S.A.	OB	40,456	\$68.61	N/A	N/A	N/A	N/A	\$1.90	N/A	\$0.12	N/A	\$3.92	\$72.53
4	Keystone Industries LLC	8, WV, 39	Marmet Dock,	B	1,919	\$64.87	N/A	N/A	N/A	\$12.34	\$1.93	N/A	\$0.00	N/A	\$14.27	\$79.14
5	Massey Utility Sales Company	8, KY, 119	Supreme/ Bates	B	9,676	\$25.51	N/A	N/A	N/A	\$12.16	\$2.10	N/A	\$0.02	N/A	\$14.28	\$39.79
6	Oxbow Carbon & Minerals LLC	17, CO, 51	Elk Creek Mine,	B	14,209	\$52.40	N/A	N/A	N/A	\$8.02	\$1.75	N/A	\$0.00	N/A	\$9.77	\$62.17

MONTHLY REPORT OF COST AND QUALITY OF COAL FOR ELECTRIC PLANTS
ORIGIN, TONNAGE, DELIVERED PRICE AND AS RECEIVED QUALITY

**SPECIFIED
CONFIDENTIAL**

1. Report for: Mo. 01/2008
2. Reporting Company: Florida Power Corporation
3. Plant Name: Transfer Facility - UBT

4. NAME, TITLE, TELEPHONE NUMBER OF CONTACT PERSON CONCERNING DATA
SUBMITTED ON THIS FORM: Jon Putnam, Business Financial Analyst, (919) 546-6368

5. Signature of Official Submitting Report : 
Joel Rutledge - Lead Business Financial Analyst

6. DATE COMPLETED: 3/14/2008

DECLASSIFIED

Line No.	Supplier Name	Mine Location	Shipping Point	Transportation Mode	Tons	Effective Purchase Price (\$/Ton)	Additional Shorthaul & Loading Charges (\$/Ton)	Rail Rate (\$/Ton)	Other Rail Charges (\$/Ton)	River Barge Rate (\$/Ton)	Trans-loading Rate (\$/Ton)	Ocean Barge Rate (\$/Ton)	Other Water Charges (\$/Ton)	Other Related Charges (\$/Ton)	Transportation Charges (\$/Ton)	F.O.B. Plant Price (\$/Ton)
(a)	(b)	(c)	(d)	(e)	(f)	(g)	(h)	(i)	(j)	(k)	(l)	(m)	(n)	(o)	(p)	(q)
1	Apex Coal Sales	8, WV, 45	Amherstdale, WV	B	15,814	\$34.17	N/A	N/A	N/A	\$12.34	\$0.00	N/A	\$0.00	N/A	\$12.34	\$46.51
2	Central Coal Company	8, WV, 39	Kanahwa Eagle	B	19,260	\$64.81	N/A	N/A	N/A	\$12.34	\$0.00	N/A	\$0.07	N/A	\$12.41	\$77.22
3	Central Coal Company	8, WV, 39	Kanahwa Eagle	B	17,564	\$53.94	N/A	N/A	N/A	\$12.34	\$0.00	N/A	\$0.06	N/A	\$12.40	\$66.34
4	Coal Marketing Company	999, IM, 45	Carbones del	OB	75,793	\$53.94	N/A	N/A	N/A	N/A	\$0.00	N/A	\$(0.18)	N/A	\$(0.18)	\$53.77
5	Keystone Industries LLC	8, WV, 39	Marmet Dock,	B	21,655	\$64.17	N/A	N/A	N/A	\$12.34	\$0.00	N/A	\$0.00	N/A	\$12.34	\$76.51


MONTHLY REPORT OF COST AND QUALITY OF COAL FOR ELECTRIC PLANTS
ORIGIN, TONNAGE, DELIVERED PRICE AND AS RECEIVED QUALITY

**SPECIFIED
CONFIDENTIAL**

1. Report for: Mo. 01/2008
2. Reporting Company: Florida Power Corporation
3. Plant Name: Crystal River 1 & 2

4. NAME, TITLE, TELEPHONE NUMBER OF CONTACT PERSON CONCERNING DATA
SUBMITTED ON THIS FORM: Jon Putnam, Business Financial Analyst, (919) 546-6388

5. Signature of Official Submitting Report:



Joel Rutledge - Lead Business Financial Analyst

6. DATE COMPLETED: 3/14/2008

DECLASSIFIED

Line No.	Month Reported	Form Plant Name	Intended Generating Plant	Supplier Name	Original Line Number	Volume (tons)	Form No.	Column Title	Old Value	New Value	New F.O.B. Plant Price	Reason for Revision
(a)	(b)	(c)	(d)	(e)	(f)	(g)	(h)	(i)	(j)	(k)	(l)	(m)
1	2/07	Crystal River 1&2		B&W Resources Inc	1	21,687	2B	(j) Other Rail Charges	(\$0.71)	(\$0.54)	\$75.71	Update to Rate
2	2/07	Crystal River 1&2		CAM Mining LLC	2	21,433	2B	(j) Other Rail Charges	(\$0.73)	(\$0.57)	\$80.10	Update to Rate
3	2/07	Crystal River 1&2		Consol Energy Sales Company	3	21,693	2B	(j) Other Rail Charges	(\$0.77)	(\$0.61)	\$77.90	Update to Rate
4	2/07	Crystal River 1&2		Constellation Energy Commodities Group Inc	4	21,816	2B	(j) Other Rail Charges	\$0.02	\$0.19	\$77.00	Update to Rate
5	2/07	Crystal River 1&2		ICG LLC	5	11,011	2B	(j) Other Rail Charges	(\$0.60)	(\$0.43)	\$73.45	Update to Rate
6	2/07	Crystal River 1&2		Massey Utility Sales Company	6	18,641	2B	(j) Other Rail Charges	(\$0.70)	(\$0.44)	\$74.43	Update to Rate
7	2/07	Crystal River 1&2		Trinity Coal Marketing LLC	7	31,800	2B	(j) Other Rail Charges	(\$0.69)	(\$0.47)	\$76.53	Update to Rate
8	3/07	Crystal River 1&2		CAM Mining LLC	2	21,828	2B	(j) Other Rail Charges	\$1.01	\$0.98	\$81.50	Update to Rate
9	4/07	Crystal River 1&2		Transfer Facility	6	2,922	2A	(f) FOB Mine Price	\$78.65	\$76.18	\$85.62	Correction to Rate
10	4/07	Crystal River 1&2		Transfer Facility	6	2,922	2B	(n) Other Water Charges	\$0.07	\$0.22	\$85.62	Update to Rate
11	4/07	Crystal River 1&2		B&W Resources Inc	2	32,166	2C	(k) New Value	\$1.22	\$1.18	\$76.69	Update to Rate
12	4/07	Crystal River 1&2		B&W Resources Inc	3	32,166	2C	(k) New Value	\$23.06	\$22.98	\$76.69	Correction to Rate
13	4/07	Crystal River 1&2		CAM Mining LLC	4	21,828	2C	(k) New Value	\$23.19	\$23.11	\$81.50	Correction to Rate
14	4/07	Crystal River 1&2		Consol Energy Sales Company	6	32,088	2C	(k) New Value	\$23.19	\$23.11	\$78.76	Correction to Rate
15	4/07	Crystal River 1&2		Constellation Energy Commodities Group Inc	7	32,637	2C	(k) New Value	\$23.19	\$23.11	\$78.99	Correction to Rate
16	4/07	Crystal River 1&2		ICG LLC	9	11,029	2C	(k) New Value	\$23.19	\$23.11	\$73.41	Correction to Rate
17	4/07	Crystal River 1&2		Massey Utility Sales Company	10	18,266	2C	(k) New Value	\$23.19	\$23.11	\$75.50	Correction to Rate
18	4/07	Crystal River 1&2		Trinity Coal Marketing LLC	12	21,934	2C	(k) New Value	\$24.47	\$24.38	\$77.50	Correction to Rate
19	5/07	Crystal River 1&2		Constellation Energy Commodities Group Inc	5	11,070	2B	(j) Other Rail Charges	\$0.81	\$0.87	\$79.22	Update to Rate
20	5/07	Crystal River 1&2		Massey Utility Sales Company	7	30,671	2B	(j) Other Rail Charges	\$0.96	\$1.02	\$76.52	Update to Rate
21	5/07	Crystal River 1&2		ICG LLC	1	11,029	2C	(k) New Value	\$1.17	\$1.05	\$73.41	Update to Rate
22	6/07	Crystal River 1&2		B&W Resources Inc	1	22,089	2B	(j) Other Rail Charges	\$1.54	\$1.66	\$79.10	Update to Rate
23	6/07	Crystal River 1&2		Consol Energy Sales Company	3	32,373	2B	(j) Other Rail Charges	\$0.94	\$0.89	\$80.68	Update to Rate
24	6/07	Crystal River 1&2		Constellation Energy Commodities Group Inc	4	10,770	2B	(j) Other Rail Charges	\$1.74	\$1.69	\$79.14	Update to Rate
25	6/07	Crystal River 1&2		Constellation Energy Commodities Group Inc	5	10,936	2B	(j) Other Rail Charges	\$0.87	\$0.82	\$79.18	Update to Rate
26	6/07	Crystal River 1&2		ICG LLC	6	11,118	2B	(j) Other Rail Charges	\$0.78	\$0.73	\$75.07	Update to Rate
27	6/07	Crystal River 1&2		Trinity Coal Marketing LLC	9	10,756	2B	(j) Other Rail Charges	\$0.77	\$0.72	\$78.84	Update to Rate
28	8/07	Crystal River 1&2		Transfer Facility	7	2,191	2A	(f) FOB Mine Price	\$65.78	\$66.22	\$77.17	Correction to Rate
29	8/07	Crystal River 1&2		Transfer Facility	4	2,191	2C	(k) New Value	\$5.76	\$1.57	\$77.17	Update to Rate
30	9/07	Crystal River 1&2		B&W Resources Inc	1	22,768	2B	(j) Other Rail Charges	\$1.60	\$1.67	\$78.87	Update to Rate
31	10/07	Crystal River 1&2		Transfer Facility	7	16,090	2B	(n) Other Water Charges	\$0.00	\$0.22	\$42.55	Update to Rate
32	10/07	Crystal River 1&2		ICG LLC	5	11,522	2C	(k) New Value	(\$2.47)	(\$2.17)	\$72.96	Update to Rate
33	10/07	Crystal River 1&2		Constellation Energy Commodities Group Inc	11	22,878	2C	(k) New Value	\$24.38	\$25.84	\$80.08	Correction to Rate
34	11/07	Crystal River 1&2		Constellation Energy Commodities Group Inc	4	11,075	2A	(k) Quality Price Adjustments	\$0.23	\$0.46	\$81.22	Update to Rate
35	11/07	Crystal River 1&2		Constellation Energy Commodities Group Inc	5	11,755	2A	(k) Quality Price Adjustments	\$1.05	\$0.23	\$81.12	Update to Rate
36	12/07	Crystal River 1&2		Consol Energy Sales Company	3	34,487	2B	(j) Other Rail Charges	\$0.59	\$0.71	\$80.92	Update to Rate
37	12/07	Crystal River 1&2		Trinity Coal Marketing LLC	7	10,715	2C	(k) New Value	\$26.61	\$25.21	\$79.22	Correction to Rate

MONTHLY REPORT OF COST AND QUALITY OF COAL FOR ELECTRIC PLANTS
ORIGIN, TONNAGE, DELIVERED PRICE AND AS RECEIVED QUALITY

**SPECIFIED
CONFIDENTIAL**

1. Report for: Mo. 01/2008
2. Reporting Company: Florida Power Corporation
3. Plant Name: Crystal River 4 & 5

4. NAME, TITLE, TELEPHONE NUMBER OF CONTACT PERSON CONCERNING DATA
SUBMITTED ON THIS FORM: Jon Putnam, Business Financial Analyst, (919) 546-6368

5. Signature of Official Submitting Report:


Joe Rutledge - Lead Business Financial Analyst

6. DATE COMPLETED: 3/14/2008

DECLASSIFIED

Line No.	Month Reported	Form Plant Name	Intended Generating Plant	Supplier Name	Original Line Number	Volume (tons)	Form No.	Column Title	Old Value	New Value	New F.O.B. Plant Price	Reason for Revision
(a)	(b)	(c)	(d)	(e)	(f)	(g)	(h)	(i)	(j)	(k)	(l)	(m)
1	1/07	Crystal River 4&5	Transfer Facility		4	45,036	2A	(f) FOB Mine Price	\$54.00	\$53.21	\$60.91	Correction to Rate
2	1/07	Crystal River 4&5	Transfer Facility		5	138,892	2A	(f) FOB Mine Price	\$71.54	\$69.64	\$81.21	Correction to Rate
3	1/07	Crystal River 4&5	Transfer Facility		5	138,892	2B	(n) Other Water Charges	\$4.41	\$2.61	\$81.21	Update to Rate
4	2/07	Crystal River 4&5	Transfer Facility		3	30,627	2A	(f) FOB Mine Price	\$70.97	\$67.91	\$77.70	Correction to Rate
5	2/07	Crystal River 4&5	Transfer Facility		4	140,054	2A	(f) FOB Mine Price	\$71.37	\$69.53	\$78.82	Correction to Rate
6	2/07	Crystal River 4&5	Massey Utility Sales Company		1	63,142	2B	(j) Other Rail Charges	\$0.07	\$0.40	\$88.67	Update to Rate
7	2/07	Crystal River 4&5	MC Mining LLC		2	51,776	2B	(j) Other Rail Charges	\$0.12	\$0.28	\$85.69	Update to Rate
8	2/07	Crystal River 4&5	Transfer Facility		3	30,627	2B	(l) Transloading Rate	\$0.00	\$2.50	\$77.70	Correction to Rate
9	3/07	Crystal River 4&5	Transfer Facility		5	77,164	2A	(f) FOB Mine Price	\$80.28	\$62.43	\$74.83	Correction to Rate
10	3/07	Crystal River 4&5	Transfer Facility		6	32,142	2A	(f) FOB Mine Price	\$56.22	\$53.90	\$64.06	Correction to Rate
11	3/07	Crystal River 4&5	Transfer Facility		7	140,855	2A	(f) FOB Mine Price	\$70.70	\$69.04	\$79.04	Correction to Rate
12	3/07	Crystal River 4&5	Transfer Facility		5	77,164	2B	(l) Transloading Rate	\$0.00	\$2.45	\$74.83	Correction to Rate
13	3/07	Crystal River 4&5	Transfer Facility		5	77,164	2B	(m) Ocean Barge Rate	\$8.66	\$7.11	\$74.83	Correction to Rate
14	4/07	Crystal River 4&5	Transfer Facility		3	16,534	2A	(f) FOB Mine Price	\$69.44	\$64.72	\$76.68	Correction to Rate
15	4/07	Crystal River 4&5	Transfer Facility		4	110,344	2A	(f) FOB Mine Price	\$73.68	\$71.18	\$81.26	Correction to Rate
16	4/07	Crystal River 4&5	Transfer Facility		3	16,534	2B	(l) Transloading Rate	\$0.00	\$2.42	\$76.68	Correction to Rate
17	4/07	Crystal River 4&5	MC Mining LLC		2	64,364	2C	(k) New Value	\$23.19	\$23.11	\$87.07	Correction to Rate
18	4/07	Crystal River 4&5	Massey Utility Sales Company		3	3,044	2C	(k) New Value	\$23.19	\$23.11	\$76.49	Correction to Rate
19	4/07	Crystal River 4&5	Massey Utility Sales Company		4	10,803	2C	(k) New Value	\$24.83	\$23.74	\$92.88	Correction to Rate
20	4/07	Crystal River 4&5	Massey Utility Sales Company		5	43,256	2C	(k) New Value	\$24.83	\$23.74	\$90.24	Correction to Rate
21	4/07	Crystal River 4&5	Transfer Facility		7	45,036	2C	(k) New Value	\$1.88	\$0.55	\$60.91	Update to Rate
22	4/07	Crystal River 4&5	Transfer Facility		8	140,054	2C	(k) New Value	\$0.25	\$0.52	\$78.82	Update to Rate
23	4/07	Crystal River 4&5	Transfer Facility		9	30,627	2C	(k) New Value	(\$0.68)	(\$0.53)	\$77.70	Update to Rate
24	5/07	Crystal River 4&5	Transfer Facility		3	64,289	2A	(f) FOB Mine Price	\$68.53	\$63.49	\$75.69	Correction to Rate
25	5/07	Crystal River 4&5	Transfer Facility		4	48,134	2A	(f) FOB Mine Price	\$59.22	\$56.01	\$65.33	Correction to Rate
26	5/07	Crystal River 4&5	Transfer Facility		5	164,060	2A	(f) FOB Mine Price	\$73.31	\$70.80	\$80.58	Correction to Rate
27	5/07	Crystal River 4&5	Transfer Facility		3	64,289	2B	(l) Transloading Rate	\$0.00	\$2.51	\$75.69	Correction to Rate
28	5/07	Crystal River 4&5	Transfer Facility		4	48,134	2B	(m) Ocean Barge Rate	\$6.54	\$6.34	\$65.33	Correction to Rate
29	5/07	Crystal River 4&5	Transfer Facility		4	77,164	2C	(k) New Value	\$0.82	\$0.98	\$74.83	Update to Rate
30	5/07	Crystal River 4&5	Transfer Facility		5	140,855	2C	(k) New Value	\$0.95	\$1.22	\$79.04	Update to Rate
31	5/07	Crystal River 4&5	Transfer Facility		6	32,142	2C	(k) New Value	\$1.91	\$1.47	\$64.06	Update to Rate
32	6/07	Crystal River 4&5	Massey Utility Sales Company		1	10,866	2B	(j) Other Rail Charges	\$1.82	\$1.95	\$88.57	Update to Rate
33	6/07	Crystal River 4&5	Massey Utility Sales Company		2	32,628	2B	(j) Other Rail Charges	\$1.06	\$1.19	\$91.35	Update to Rate
34	6/07	Crystal River 4&5	Transfer Facility		4	15,986	2A	(f) FOB Mine Price	\$66.77	\$64.28	\$81.44	Correction to Rate
35	6/07	Crystal River 4&5	Transfer Facility		5	79,743	2A	(f) FOB Mine Price	\$58.08	\$55.63	\$65.13	Correction to Rate
36	6/07	Crystal River 4&5	Transfer Facility		6	128,410	2A	(f) FOB Mine Price	\$72.58	\$70.71	\$82.60	Correction to Rate
37	6/07	Crystal River 4&5	Massey Utility Sales Company		2	32,628	2B	(j) Other Rail Charges	\$1.06	\$1.19	\$91.35	Update to Rate
38	6/07	Crystal River 4&5	MC Mining LLC		3	32,851	2B	(j) Other Rail Charges	\$1.25	\$1.42	\$89.36	Update to Rate
39	7/07	Crystal River 4&5	Transfer Facility		4	63,145	2A	(f) FOB Mine Price	\$60.93	\$59.03	\$72.45	Correction to Rate
40	7/07	Crystal River 4&5	Transfer Facility		5	65,300	2A	(f) FOB Mine Price	\$54.26	\$53.14	\$62.33	Correction to Rate
41	7/07	Crystal River 4&5	Transfer Facility		6	113,486	2A	(f) FOB Mine Price	\$72.16	\$70.08	\$81.79	Correction to Rate

MONTHLY REPORT OF COST AND QUALITY OF COAL FOR ELECTRIC PLANTS
ORIGIN, TONNAGE, DELIVERED PRICE AND AS RECEIVED QUALITY

**SPECIFIED
CONFIDENTIAL**

1. Report for: Mo. 01/2008
2. Reporting Company: Florida Power Corporation
3. Plant Name: Crystal River 4 & 5

4. NAME, TITLE, TELEPHONE NUMBER OF CONTACT PERSON CONCERNING DATA
SUBMITTED ON THIS FORM: Jon Putnam, Business Financial Analyst, (919) 546-6368

5. Signature of Official Submitting Report:

Joe Rutledge
Joe Rutledge - Lead Business Financial Analyst

6. DATE COMPLETED: 3/14/2008

DECLASSIFIED

Line No.	Month Reported	Form Plant Name	Intended Generating Plant	Supplier Name	Original Line Number	Volume (tons)	Form No.	Column Title	Old Value	New Value	New F.O.B. Plant Price	Reason for Revision
(a)	(b)	(c)	(d)	(e)	(f)	(g)	(h)	(i)	(j)	(k)	(l)	(m)
43	7/07	Crystal River 4&5	Transfer Facility		4	63,145	2B	(m) Ocean Barge Rate	\$7.30	\$7.41	\$72.45	Correction to Rate
44	8/07	Crystal River 4&5	Transfer Facility		5	128,801	2A	(f) FOB Mine Price	\$58.40	\$57.19	\$70.24	Correction to Rate
45	8/07	Crystal River 4&5	Transfer Facility		6	16,187	2A	(f) FOB Mine Price	\$55.00	\$55.18	\$62.83	Correction to Rate
46	8/07	Crystal River 4&5	Transfer Facility		7	112,902	2A	(f) FOB Mine Price	\$66.70	\$71.26	\$81.65	Correction to Rate
47	8/07	Crystal River 4&5	Massey Utility Sales Company		1	11,171	2B	(j) Other Rail Charges	\$1.83	\$2.17	\$89.08	Update to Rate
48	8/07	Crystal River 4&5	Transfer Facility		5	128,801	2B	(l) Transloading Rate	\$2.55	\$2.48	\$70.24	Correction to Rate
49	8/07	Crystal River 4&5	Transfer Facility		5	128,801	2B	(m) Ocean Barge Rate	\$7.47	\$7.32	\$70.24	Correction to Rate
50	8/07	Crystal River 4&5	Transfer Facility		7	112,902	2B	(m) Ocean Barge Rate	\$7.43	\$7.57	\$81.65	Correction to Rate
51	9/07	Crystal River 4&5	Transfer Facility		3	96,558	2A	(f) FOB Mine Price	\$58.44	\$57.29	\$71.77	Correction to Rate
52	9/07	Crystal River 4&5	Transfer Facility		4	32,893	2A	(f) FOB Mine Price	\$58.72	\$57.81	\$68.96	Correction to Rate
53	9/07	Crystal River 4&5	Transfer Facility		5	97,749	2A	(f) FOB Mine Price	\$72.10	\$71.91	\$84.54	Correction to Rate
54	9/07	Crystal River 4&5	MC Mining LLC		2	43,565	2B	(j) Other Rail Charges	\$1.44	\$1.57	\$90.10	Update to Rate
55	9/07	Crystal River 4&5	Transfer Facility		9	16,534	2C	(k) New Value	\$0.39	\$0.32	\$76.68	Update to Rate
56	9/07	Crystal River 4&5	Transfer Facility		10	110,344	2C	(k) New Value	\$0.87	\$0.85	\$81.26	Update to Rate
57	9/07	Crystal River 4&5	Transfer Facility		11	64,289	2C	(k) New Value	\$0.36	\$0.46	\$75.69	Update to Rate
58	9/07	Crystal River 4&5	Transfer Facility		12	48,134	2C	(k) New Value	\$1.04	\$0.66	\$65.33	Update to Rate
59	9/07	Crystal River 4&5	Transfer Facility		13	164,060	2C	(k) New Value	\$0.33	\$0.55	\$80.58	Update to Rate
60	9/07	Crystal River 4&5	Transfer Facility		14	15,986	2C	(k) New Value	\$5.21	\$5.44	\$81.44	Update to Rate
61	9/07	Crystal River 4&5	Transfer Facility		15	79,743	2C	(k) New Value	\$1.01	\$0.84	\$65.13	Update to Rate
62	9/07	Crystal River 4&5	Transfer Facility		16	128,410	2C	(k) New Value	\$2.24	\$2.83	\$82.60	Update to Rate
63	10/07	Crystal River 4&5	Transfer Facility		5	64,866	2A	(f) FOB Mine Price	\$63.16	\$66.18	\$77.15	Correction to Rate
64	10/07	Crystal River 4&5	Massey Utility Sales Company		16	3,044	2C	(k) New Value	\$0.52	\$0.13	\$76.49	Correction to Rate
65	10/07	Crystal River 4&5	Massey Utility Sales Company		17	10,803	2C	(k) New Value	\$6.50	\$6.31	\$92.88	Correction to Rate
66	10/07	Crystal River 4&5	Massey Utility Sales Company		18	43,256	2C	(k) New Value	\$3.43	\$3.53	\$90.24	Correction to Rate
67	10/07	Crystal River 4&5	Transfer Facility		24	63,145	2C	(k) New Value	\$3.11	\$1.75	\$72.45	Update to Rate
68	10/07	Crystal River 4&5	Transfer Facility		25	65,300	2C	(k) New Value	\$0.41	\$1.50	\$62.33	Update to Rate
69	10/07	Crystal River 4&5	Transfer Facility		26	113,486	2C	(k) New Value	\$2.20	\$2.43	\$81.79	Update to Rate
70	10/07	Crystal River 4&5	Transfer Facility		29	128,801	2C	(k) New Value	\$2.19	\$0.94	\$70.24	Update to Rate
71	10/07	Crystal River 4&5	Transfer Facility		30	16,187	2C	(k) New Value	\$1.43	(\$0.12)	\$62.83	Update to Rate
72	10/07	Crystal River 4&5	Transfer Facility		31	112,902	2C	(k) New Value	\$2.39	\$2.15	\$81.65	Update to Rate
73	10/07	Crystal River 4&5	Transfer Facility		34	96,558	2C	(k) New Value	\$4.69	\$4.55	\$71.77	Update to Rate
74	10/07	Crystal River 4&5	Transfer Facility		35	32,893	2C	(k) New Value	\$5.06	\$4.63	\$68.96	Update to Rate
75	10/07	Crystal River 4&5	Transfer Facility		36	97,749	2C	(k) New Value	\$5.78	\$5.36	\$84.54	Update to Rate
76	11/07	Crystal River 4&5	Massey Utility Sales Company		1	46,026	2B	(j) Other Rail Charges	\$2.03	\$2.13	\$95.19	Update to Rate
77	11/07	Crystal River 4&5	Transfer Facility		5	64,997	2B	(n) Other Water Charges	\$0.09	(\$0.51)	\$61.91	Update to Rate
78	12/07	Crystal River 4&5	Massey Utility Sales Company		1	57,753	2B	(j) Other Rail Charges	\$0.99	\$1.03	\$93.21	Update to Rate
79	12/07	Crystal River 4&5	MC Mining LLC		2	44,927	2B	(j) Other Rail Charges	\$0.97	\$1.04	\$90.60	Update to Rate
80	12/07	Crystal River 4&5	Transfer Facility		5	64,378	2B	(n) Other Water Charges	\$0.07	(\$0.27)	\$65.65	Update to Rate
81	12/07	Crystal River 4&5	Transfer Facility		6	78,842	2B	(n) Other Water Charges	\$1.35	\$1.44	\$79.01	Update to Rate
82	12/07	Crystal River 4&5	Transfer Facility		1	64,866	2C	(k) New Value	\$1.40	\$0.94	\$77.15	Update to Rate
83	12/07	Crystal River 4&5	Transfer Facility		2	141,231	2C	(k) New Value	\$0.73	\$0.79	\$79.58	Update to Rate
84	12/07	Crystal River 4&5	Transfer Facility		3	112,094	2C	(k) New Value	\$0.91	\$0.74	\$70.42	Update to Rate


MONTHLY REPORT OF COST AND QUALITY OF COAL FOR ELECTRIC PLANTS
ORIGIN, TONNAGE, DELIVERED PRICE AND AS RECEIVED QUALITY

**SPECIFIED
CONFIDENTIAL**

1. Report for: Mo. 01/2008
2. Reporting Company: Florida Power Corporation
3. Plant Name: Transfer Facility - IMT

4. NAME, TITLE, TELEPHONE NUMBER OF CONTACT PERSON CONCERNING DATA
SUBMITTED ON THIS FORM: Jon Putnam, Business Financial Analyst, (919) 546-6368

5. Signature of Official Submitting Report:



Joel Rutledge - Lead Business Financial Analyst

6. DATE COMPLETED: 3/14/2008

DECLASSIFIED

Line No.	Month Reported	Form Plant Name	Intended Generating Plant	Supplier Name	Original Line Number	Volume (tons)	Form No.	Column Title	Old Value	New Value	New F.O.B. Plant Price	Reason for Revision
(a)	(b)	(c)	(d)	(e)	(f)	(g)	(h)	(i)	(j)	(k)	(l)	(m)
1	2/07	Transfer Facility - IMT	Central Coal Company	Central Coal Company	1	24,212	2B	(n) Other Water Charges	\$0.00	\$0.08	\$76.51	Correction to Rate
2	2/07	Transfer Facility - IMT	Glencore Ltd	Glencore Ltd	2	77,007	2B	(n) Other Water Charges	\$0.00	\$0.23	\$65.62	Correction to Rate
3	3/07	Transfer Facility - IMT	Central Coal Company	Central Coal Company	1	24,228	2B	(n) Other Water Charges	\$0.00	\$0.08	\$75.61	Correction to Rate
4	3/07	Transfer Facility - IMT	Guasare Coal International NV	Guasare Coal International NV	3	59,015	2B	(n) Other Water Charges	\$0.00	\$2.13	\$71.90	Correction to Rate
5	4/07	Transfer Facility - IMT	Central Coal Company	Central Coal Company	1	26,712	2B	(n) Other Water Charges	\$0.00	\$0.07	\$76.22	Correction to Rate
6	4/07	Transfer Facility - IMT	Glencore Ltd	Glencore Ltd	2	78,230	2B	(n) Other Water Charges	\$0.00	\$0.27	\$66.89	Correction to Rate
7	5/07	Transfer Facility - IMT	Central Coal Company	Central Coal Company	1	26,488	2B	(n) Other Water Charges	\$0.00	\$0.07	\$76.08	Correction to Rate
8	9/07	Transfer Facility - IMT	Guasare Coal International NV	Guasare Coal International NV	1	47,823	2C	(k) New Value	\$0.10	\$2.22	\$70.81	Update to Rate
9	10/07	Transfer Facility - IMT	Central Coal Company	Central Coal Company	1	24,821	2B	(l) Transloading Rate	\$1.64	\$1.75	\$77.41	Update to Rate
10	11/07	Transfer Facility - IMT	Keystone Industries LLC	Keystone Industries LLC	3	23,697	2B	(l) Transloading Rate	\$1.70	\$1.75	\$76.70	Update to Rate
11	12/07	Transfer Facility - IMT	Central Coal Company	Central Coal Company	1	25,667	2B	(l) Transloading Rate	\$1.57	\$1.67	\$77.43	Update to Rate
12	12/07	Transfer Facility - IMT	Keystone Industries LLC	Keystone Industries LLC	3	25,756	2B	(l) Transloading Rate	\$1.62	\$1.73	\$76.45	Update to Rate
13	12/07	Transfer Facility - IMT	Massey Utility Sales Company	Massey Utility Sales Company	4	29,799	2B	(l) Transloading Rate	\$1.98	\$2.10	\$39.08	Update to Rate

MONTHLY REPORT OF COST AND QUALITY OF COAL FOR ELECTRIC PLANTS
 ORIGIN, TONNAGE, DELIVERED PRICE AND AS RECEIVED QUALITY

**SPECIFIED
 CONFIDENTIAL**

1. Report for: Mo. 01/2008
 2. Reporting Company: Florida Power Corporation
 3. Plant Name: Transfer Facility - UBT

4. NAME, TITLE, TELEPHONE NUMBER OF CONTACT PERSON CONCERNING DATA
 SUBMITTED ON THIS FORM: Jon Putnam, Business Financial Analyst, (919) 546-6368

5. Signature of Official Submitting Report:


 Joel Rutledge - Lead Business Financial Analyst

6. DATE COMPLETED: 3/14/2008

DECLASSIFIED

Line No.	Month Reported	Form Plant Name	Intended Generating Plant	Supplier Name	Original Line Number	Volume (tons)	Form No.	Column Title	Old Value	New Value	New F.O.B. Plant Price	Reason for Revision
(a)	(b)	(c)	(d)	(e)	(f)	(g)	(h)	(i)	(j)	(k)	(l)	(m)
1	1/07	Transfer Facility - UBT	UBT	Glencore Ltd	1	76,378	2B	(n) Other Water Charges	\$0.00	\$0.22	\$62.34	Correction to Rate
2	1/07	Transfer Facility - UBT	UBT	Guasare Coal International NV	2	61,228	2B	(n) Other Water Charges	\$0.00	\$1.41	\$71.39	Correction to Rate
3	2/07	Transfer Facility - UBT	UBT	Koch Carbon LLC	1	8,738	2B	(n) Other Water Charges	\$0.00	\$0.06	\$52.21	Correction to Rate
4	3/07	Transfer Facility - UBT	UBT	Glencore Ltd	1	77,251	2B	(n) Other Water Charges	\$0.00	\$0.19	\$61.73	Correction to Rate
5	6/07	Transfer Facility - UBT	UBT	Glencore Ltd	1	78,852	2B	(n) Other Water Charges	\$0.21	\$0.56	\$61.67	Update to Rate
6	8/07	Transfer Facility - UBT	UBT	Coal Marketing Company	1	76,552	2B	(n) Other Water Charges	\$0.15	(\$0.13)	\$53.75	Update to Rate
7	12/07	Transfer Facility - UBT	UBT	Coal Marketing Company	1	76,316	2B	(n) Other Water Charges	\$0.12	(\$0.17)	\$53.93	Update to Rate