

LETTER OF TRANSMITTAL

W.F. McCain & Associates, Inc.

1171 19th Street
Vero Beach, Florida 32960
Phone:(772) 770-1093
Fax: (772) 770-1508
www.wfmccain.com

RECEIVED-FPSC
08 MAY 12 PM 2:38
COMMISSION
CLERK

Date: May 9 2008
Job Number: 07-235
Attention: Office of Commission Clerk
Re: Sebastian Inlet Marina
Docket No. 080164-WU
Section 14, Township 30S, Range 38E

TO: Office of Commission Clerk
Florida Public Service Commission
2540 Shumard Oak Boulevard
Tallahassee, FL 32399-0850

WE ARE SENDING YOU:

- | | | |
|---|----------------------------------|---|
| <input checked="" type="checkbox"/> Attached | <input type="checkbox"/> Prints | <input type="checkbox"/> Specifications |
| <input type="checkbox"/> Under separate cover | <input type="checkbox"/> Plans | <input type="checkbox"/> Copy of Letter |
| <input type="checkbox"/> Shop drawings | <input type="checkbox"/> Samples | <input type="checkbox"/> Change Order |


<u>COPIES</u>	<u>DESCRIPTION</u>
1	Cost Estimate
1	Executed Letter of Acceptance
1	Worksheet Showing Additional ERU's
1	Utility Capacity Letter Requirement
1	DEP Facilities Inventory
1	Sebastian Marina DEP Water Permit Application
1	San Sebastian Woods WTP Permit

THESE ARE TRANSMITTED AS CHECKED BELOW:

- | | |
|--|---|
| <input type="checkbox"/> For approval | <input type="checkbox"/> Approved as submitted |
| <input checked="" type="checkbox"/> for your use | <input type="checkbox"/> Approved as noted |
| <input type="checkbox"/> as requested | <input type="checkbox"/> Return for corrections |
| <input type="checkbox"/> For review and comments | |

REMARKS:

If you have any questions or require any additional information, please don't hesitate to contact me directly at (772) 770-1093.

Signed:  Copy to: Preston Perrone, Sebastian Inlet Marina
John Frederick Lang Mike Coffey, San Sebastian Water
Construction Manager

DOCUMENT NUMBER - DATE
03923 MAY 12 08
FPSC-COMMISSION CLERK

Sebastian Inlet Marina (Engineer Project #07-235)
PRELIMINARY WATER MAIN AND SERVICE CONSTRUCTION COST ESTIMATE (1)

<i>Item</i>	<i>Qty.</i>	<i>Unit</i>	<i>Cost \$</i>	<i>Total Cost</i>
100 Mobilization	1	(1 LS) @	\$5,000.00	\$5,000.00
500 Water System				
501 8" HDPE Directional Bore	164.0	(LF) @	\$125.00	\$20,500.00
502 8" PVC Water Main	636.0	(LF) @	\$32.00	\$20,352.00
503 Fittings	0.5	(TN) @	\$8,000.00	\$4,000.00
504 8" Gate Valve	3	(EA) @	\$2,400.00	\$7,200.00
505 8"x2" Saddle	1	(EA) @	\$350.00	\$350.00
506 2" HDPE Water Line	306	(LF) @	\$6.50	\$1,989.00
507 2" Meter DCV	1.0	(EA) @	\$4,800.00	\$4,800.00
508 Fire Hydrants	0	(EA) @	\$4,500.00	\$0.00
509 Restoration on Daytona	3,960	(SF) @	\$4.50	\$17,820.00
600 Survey	1	(LS) @	\$5,000.00	\$5,000.00
700 Engineering and Permitting	1	(LS) @	\$25,000.00	\$25,000.00
800 Bactees and Pressure Test	1	(LS) @	\$1,800.00	\$1,800.00
900 Impact Fees	20	(EA) @	\$1,000.00	\$20,000.00
			Subtotal Water Construction	\$133,811.00
			15% Contingency on Water Construction	\$20,071.65
			PSC Service Territory Extension on Time & Materials Basis	\$3,000.00
			Total Subdivision Construction	\$153,882.65

Notes:

(1) All shown cost items and values are preliminary (pre-bid) and for Owner's approximate estimation use only.

DOCUMENT NUMBER - DATE
 03923 MAY 12 08
 FPSC-COMMISSION CLERK

April 29, 2008

Office of Commission Clerk
Florida Public Service Commission
2540 Shumard Oak Boulevard
Tallahassee, FL 32399-0850

RE: San Sebastian Water, LLC Letter of Agreement


Pursuant to F.A.C. Chapter 25-30.550, this letter will serve as an agreement between the undersigned parties that the Potable Water and Fire Flow Commitment dated February 6, 2008 (a copy of which is attached hereto) is acceptable and final.

Sebastian Inlet Marina, LLC



Preston Perrone, Chief Financial Officer

San Sebastian Water, LLC



Charles H. Wahlen, General Manager

CC: Mr. Thomas Martino, 7900 Fox Creek Trail, Franktown, Colorado 80116
Kenneth Kennedy and Thomas P. Kennedy, 4310 77th St., Vero Beach, FL 32967-5605

DOCUMENT NUMBER-DATE

03923 MAY 12 08

FPSC-COMMISSION CLERK

April 29, 2008

Office of Commission Clerk
Florida Public Service Commission
2540 Shumard Oak Boulevard
Tallahassee, FL 32399-0850

RE: San Sebastian Water, LLC Letter of Agreement

Pursuant to F.A.C. Chapter 25-30.550, this letter will serve as an agreement between the undersigned parties that the Potable Water and Fire Flow Commitment dated February 6, 2008 (a copy of which is attached hereto) is acceptable and final.

Sebastian Inlet Marina, LLC



Preston Perrone, Chief Financial Officer

San Sebastian Water, LLC

Charles H. Wahlen, General Manager

CC: Mr. Thomas Martino, 7900 Fox Creek Trail, Franktown, Colorado 80116
Kenneth Kennedy and Thomas P. Kennedy, 4310 77th St., Vero Beach, FL 32967-5605

DOCUMENT NUMBER-DATE

03923 MAY 12 08

FPSC-COMMISSION CLERK

SEBASTIAN INLET MARINA, LLC

4310 77th Street, Vero Beach, Florida 32967
Phone (772) 589-4387, Ext #312 Fax (772) 589-5187

February 6, 2008

Charles Wahlen
General Manager
San Sebastian Water, LLC
P.O. Box 781477
Sebastian, Florida 32978-1477

Re: Sebastian Inlet Marina – Potable Water & Fire Flow Commitment

Dear Mr. Whalen:

This letter is to summarize our meeting today whereby Sebastian Inlet Marina, LLC (the "Customer") expressed its desire to acquire potable water service from San Sebastian Water, LLC (the "Utility Company"). At the meeting, the Utility Company expressed its desire to extend potable water service to the Customer from its treatment facilities located at 8800 Seventh Avenue, Micco, Brevard County, Florida (the "Treatment Facilities") and existing water distribution system (the "Distribution Lines").

General

The Utility Company is the sole owner of the Treatment Facilities and the Distribution Lines. The Utility Company operates its facilities under the jurisdiction of the Florida Public Service Commission (the "PSC"), Florida Department of Environmental Protection (the "FDEP") and Brevard County Florida (the "County"); and, all the required operating permits have been obtained and are in good standing with those authorities. The treatment facilities have the physical capacity to add additional potable water customers to its service area, including provision of 1,000 GPM fire flow capacity @55 psi.

The Customer is the developer of Sebastian Inlet Marina which is located at 8685 US-1, Micco, Brevard County, Florida (the "Marina"). The Marina property boundary is located approximately 1,000 feet from the intersection of Daytona Boulevard and 3rd Avenue, the closest probable connection point to the Distribution Lines. Furthermore, the Marina is not currently served by a public utility, and it is currently outside the Utility Company service area.

Regulatory, Design and Permitting

Prior to entering into a formal Utility Service Agreement, the Utility Company will be required to obtain formal approval (from the PSC, DEP, County and other agencies that might have jurisdiction in such a matter) to expand its water service territory to include the Marina. Such approval(s) will include (unless already approved and in effect) expansion of the franchise territory, water consumption rates, connection charges, plant capacity fees, main extension fees and any other issues associated with extension of service as contemplated in this letter.

DOCUMENT NUMBER DATE

03923 MAY 12 08

FPSC-COMMISSION CLERK

The Customer will, subject to the approval of the Utility Company, select and engage a civil engineering firm to design and permit the water main extension to east side of highway US-1 at the Marina facility. Any such design will require the approval of the Utility Company, prior to any submissions for final construction permitting. The Customer will also be responsible for design and permitting of any potable water distribution and fire protection systems within its boundaries.

At the time of entering into the formal Utility Service Agreement, the Utility Company will be required to certify that it is authorized to do business in Florida; that the connection is legal from a permit and regulatory standpoint; and that the Utility has sufficient plant capacity, water pressure and fire storage capacity to serve the Marina facility.

Line Extension Costs

The Customer will fund the cost of design, permitting, and construction of the main line extension from the existing Distribution Lines to the Marina property as designed and approved. It is expected that these costs will include (without limitation) engineering, development permits, tap-in to existing Distribution Lines, excavation & restoration of property in / along the road right of way, and boring under highway US-1 (collectively, the "Line Extension Costs"). At the completion of construction, an accounting of the Line Extension Costs and a set of as-built drawings will be provided to the Utility Company by the Customer; and the improvements will be dedicated to and accepted for ownership by the Utility Company.

The Utility Company and the Customer will enter into a Refundable Advance Agreement in an amount equal to the Line Extension Costs, less the Customer "fair share" of the cost of the extension line. The Agreement will provide that (for a period of ten years) the Customer is entitled to recover the refundable portion of the Line Extension Costs from the "line extension fees" imposed by the utility upon any new customer who connects to the extension line that was funded by the Customer.

Other Connection Costs

The Customer will pay for normal costs associated with a connection to a utility main at the Marina site, including (without limitation) tap-in cost, water meter, back-flow preventer, and on-site distribution lines.

The Customer will also pay for plant capacity (water impact fees) and other charges as listed in the Utility Company tariff approved by the PSC. For purposes of these fees, average daily consumption in terms of equivalent residential units (ERU) for the Marina will be determined based on assumptions for a marina within other Brevard County water systems. The Customer has estimated its peak average daily consumption to be 2,150 GPD, as reflected on the attached exhibit.

Plant Operating / Consumption Charges

The Customer will pay for actual consumption based upon the Utility Company tariff approved by the PSC in a manner similar to other customers of the Utility.

Other Matters

As you are aware, this is a proposal and not a formal agreement. Accordingly, we ask that you review the above; discuss any areas that concern your partners or principals; and get back to us with suggestions on how you would like to proceed. From our perspective, we would need a formal

commitment from your organization as soon as possible, as we need to connect to the utility system no later than May 2008).


I you agree in principal to the above outline, please so indicate by having an authorized person sign in the space provided below.

Sebastian Inlet Marina, LLC



By: Preston I. Perrone, Chief Financial Officer

San Sebastian Water, LLC



By: Charles Wahlen, General Manager

CC: Mr. Thomas Martino, 7900 Fox Creek Trail, Franktown, Colorado 80116

Kenneth Kennedy and Thomas P. Kennedy, 4310 77th St, Vero Beach, FL 32967-5605

**Sebastian Inlet Marina LLC
Consumption & Fees - Potable Water**

Maximum Slips, Racks & Restrooms

Wet Slips	25
Dry Storage Racks	240
Restrooms with Showers	<u>4</u>
	265

Peak Day Dry Storage Traffic

Percent Being Used	25%
Quantity Being Used	60

Potable Water Consumption

	<u>Quantity</u>	<u>GPD</u>	<u>Total</u>
Restrooms with Showers	4	325	1300
Wet Slips	25	10	250
Dry Storage	60	10	<u>600</u>
			2150

Equivalent Residential Units

<u>GPD</u>	<u>Total</u>
250	8.8 = 9

Future Projected Growth

.11

Grand Total **20**

For San Sebastian Water LLC



Charles H. Whalen

General Manager

For Sebastian Inlet Marina, LLC



Preston I. Perrone

Chief Financial Officer

**Sebastian Inlet Marina LLC
Consumption & Fees - Potable Water**

Maximum Slips, Racks & Restrooms

Wet Slips	25
Dry Storage Racks	240
Restrooms with Showers	4
	<u>265</u>

Peak Day Dry Storage Traffic

Percent Being Used	25%
Quantity Being Used	60

Potable Water Consumption

	<u>Quantity</u>	<u>GPD</u>	<u>Total</u>
Restrooms with Showers	4	325	1300
Wet Slips	25	10	250
Dry Storage	60	10	600
			<u>2150</u>

Equivalent Residential Units

<u>GPD</u>	<u>Total</u>
250	8.6 = 9

Future Projected Growth

11

Grand Total


20

For San Sebastian Water LLC

Charles H. Whalen

General Manager

For Sebastian Inlet Marina, LLC



Preston I. Perrone

Chief Financial Officer

DOCUMENT NUMBER-DATE

03923 MAY 12 08

FPSC-COMMISSION CLERK

W. F. McCain & Associates, Inc.
1171 19th Street
Vero Beach, Florida 32960
(772) 770-1093
Fax (772) 770-1508
www.wfmccain.com

Memo

TO: Stanley D. Rieger, Florida Public Service Commission
FROM: Mike Coffey, Manager, San Sebastian Water, LLC
CC: File
DATE: 5/8/08
RE: Utility Capacity Letter Requirement

The following facts are intended to supplement the submitted documentation for the Quick Take for the Sebastian Inlet Marina property:

- San Sebastian Water currently has 40 homes connected to the system.
- The current plant capacity is 201,600 gpd; this is limited only by the wells as per DEP permit.
- At build out, the plant has 196,875 gpd allocated for a maximum flow day that includes the fire flow as well as for the 150 homes at a peaking factor of 2.25.
- The new reserved capacity at ultimate build out is for 112,500 gpd fire flow, 150 homes at 250 gpd each for 37,500 gpd with a peaking factor of 2.25 for a total of 84,375 and the marina at 20 ERUs at 250 gpd for 5,000 gpd with a peaking factor of 2.25 for a total of 11,250 gpd.
- The plant as required will add additional wells for a total of 4 and will change its methodology for disinfection in the future fiscal years.
- The facility as it is currently constructed can serve all existing customers as well as the marina.
- The facility at build out can serve all permitted connections as well as the marina.

 FOR
Charles H. Whalen, General Manager, San Sebastian Water, LLC

DOCUMENT NUMBER-DATE

03923 MAY 12 08

FPSC-COMMISSION CLERK

STATE OF FLORIDA
DEPARTMENT OF ENVIRONMENTAL PROTECTION
Facilities Inventory

This form must be completed and forwarded to DEP with the project engineer-of-record's "Certification of Completion" letter.

Plant Name Sans Sebastian Water County Brevard

Plant Address 8800 7th Avenue Plant Phone (772) 664-0598

City Micco State FL Zip Code 32976

Owner Name San Sebastian Water, LLC Owner Phone 321-412-3150

City Melbourne State FL Zip Code 32901

Engineer-of-Record Scott M. Glaubitz, P.E., P.L.S.

Population proposed ±500 Service Connections Proposed 225 % Metered 100

Design Capacity 80,000 GPD

Type meter and capacity _____

Service area characteristics (check all that apply):

- | | | | |
|---|---|--|---|
| <input type="checkbox"/> Airport | <input type="checkbox"/> Institution | <input type="checkbox"/> Recreation Area | <input checked="" type="checkbox"/> Subdivision |
| <input type="checkbox"/> Bathing Area | <input type="checkbox"/> Interstate Carrier | <input type="checkbox"/> Residential | <input type="checkbox"/> Trailer Park |
| <input type="checkbox"/> Campground | <input type="checkbox"/> Lodge | <input type="checkbox"/> Rest Area | <input type="checkbox"/> Visitor Center |
| <input type="checkbox"/> Company Town | <input type="checkbox"/> Marina | <input type="checkbox"/> Restaurant | <input type="checkbox"/> Other _____ |
| <input type="checkbox"/> Indian Reserve | <input type="checkbox"/> Motel | <input type="checkbox"/> School | _____ |

Emergency Water Source _____ Emergency Power Source Diesel Generator

Type of Standby Diesel w/ auto start up Capacity of Standby 200 KW

Treatment in use at this plant (Check all that apply):

- | | | | |
|--|--|---|--|
| <input checked="" type="checkbox"/> Aeration | <input checked="" type="checkbox"/> Filtration | <input type="checkbox"/> Recarbonation | <input type="checkbox"/> Zeolite Soft. |
| <input checked="" type="checkbox"/> Chlorination | <input type="checkbox"/> Filt. Hi-Rate | <input type="checkbox"/> Reverse Osmosis | <input type="checkbox"/> Other (specify) _____ |
| <input checked="" type="checkbox"/> Chlor.-pre. | <input type="checkbox"/> Fluoridation | <input checked="" type="checkbox"/> pH adjustment | _____ |
| <input checked="" type="checkbox"/> Chlor.-post | <input type="checkbox"/> Iron Removal | <input type="checkbox"/> T & O Control | _____ |
| <input type="checkbox"/> Coagulation | <input type="checkbox"/> Lime Softening | <input type="checkbox"/> Settling | _____ |

DOCUMENT NUMBER-DATE
03923 MAY 12 08
 FPSC-COMMISSION CLERK

Well Number	2	1*			
Completion Date	4-4-85	4-4-85			
Depth Drilled	110'	90'			
Length(s) of Casing	78'	70'			
Inside Diameter of Casing(s)	6"	6"			
Casing Material	PVC	PVC			
Depth of Static Water Level	8'	8'			
Pumping Level at Design Flow	12'	39.5			
Design Pumping Rate	115 gpm	115 gpm			
Test Yield, GPM	116	115			
Pumping Level @ Test Yield	13'5"	40'4"			
Drilling Method	Rotary	Rotary			
Depth to Top of Pump	40 ft	Pulled			
Protection from Surface Water? (6' X 6' X 4" Concrete Pad)	Yes	Yes			
Pump Manufacturer's Name	Unknown	Unknown			
*Pump Model Number/H.P./ Capacity in GPM					
Check Valve or Foot Valve at Pump	Yes	Pulled			
Check Valve Present Above Ground	Yes	Pulled			

*Attach marked pump curve sheet.

COMMENTS: * Note well number 1 failed; completion dates taken from the well drillers report

HIGH SERVICE

Pump Number	Z040713 0057	Z040713 0062	Z040527 0027	Z0405270 032		
Manufacturer Name	Grundfos	Grundfos	Grundfos	Grundfos		
Pump Type and Motor HP	VS 40	VS 40	VS 20	VS 20		
*Model Number	CR-90-2	CR-90-2	CRS-45- 3-2	CRS-45- 3-2		
Date Installed	2005	2005	2005	2005		
Capacity	500 gpm	500 gpm	200 gpm	200 gpm		

*Attach marked pump curve sheet.

COMMENTS: Max flow (4) pumps of 1,500 gpm or 80 psi; 2 at 500 gpm and 2 at 200 gpm

STORAGE FACILITIES: 1 = ground; 2 = hydropneumatic; 3 = elevated; 4 = clearwell.

Tank Number/Type	See below				
Capacity (working tank volume)	136,558				
Material	Steel				
Gravity Drain Capacity *	4"				
Bypass Capacity	To Be Installed				
Covered/Screened Openings	Yes				
Pressure Gauge					
Sight Glass	Floatgage				
On/Off Pressure					
Height to Bottom of Elevated Tank	N/A				
Height to Maximum Water Level	15.6'				

COMMENTS: Columbia TecTank (Design spec 938T016-046611A)

Dia 38.6"; Ht 16.1'

*Gravity tank drain is 4"; will drain 127,804 gallons as placed 12" above the floor

Facilities Inventory (Source: Well)
Page Four

Plant Name: San Sebastian Water

DISTRIBUTION SYSTEM:

Material of Mains PVC

System Looped Yes Operation Pressure 55 psi Maximum pipe diameter 8"

Number of Fire Hydrants 8 Blowoff Lines Below Grade 5

PLANT LABORATORY CAPABILITY:

<input type="checkbox"/> Bacteriological	<input type="checkbox"/> Marble Tests	<input type="checkbox"/> Fluorides
<input type="checkbox"/> Chlorides	<input type="checkbox"/> Chlorine: Type	<input type="checkbox"/> Inorganics
<input type="checkbox"/> Radiological	<input type="checkbox"/> Turbidity	<input type="checkbox"/> Color
<input type="checkbox"/> pH	<input type="checkbox"/> Jar Tests	<input type="checkbox"/> Hardness
<input type="checkbox"/> Iron	<input type="checkbox"/> Organics	<input type="checkbox"/> Complete
<input type="checkbox"/> Stability	<input type="checkbox"/> Alkalinity	

PLANT EQUIPMENT - CHLORINATOR

Make/Model/Capacity of Chlorinator Instruments SouthCorp/Capitril Controls. 100#/day
Loss of Chlorine Capability Alarm Yes Comments on Chlorination

AERATOR

Type of Aerator Custom Capacity (GPM) 200

REVERSE OSMOSIS

Make/Model/Type/Capacity of Pre-Filters

Make/Model/Type/Capacity of R.O. Units


R.O. Capacity with Blending

Type of Membranes


Type of Pre-Treatment/Stabilization

Name of Person completing report: Scott M. Glaubitz, P.E. Date: Nov. 11, 2005

Title of Person Completing Report President, B.S.E. Consultants, Inc.

Signature of Person Completing Report:  Date: Nov. 11, 2005

Totalizing flow meter on discharge



NOTICE OF INTENT TO USE THE GENERAL PERMIT FOR CONSTRUCTION OF WATER MAIN EXTENSIONS FOR PWSs

INSTRUCTIONS: This notice shall be completed and submitted by persons proposing to construct projects permitted under the "General Permit for Construction of Water Main Extensions for Public Water Systems" in Rule 62-555.405, F.A.C. AT LEAST 30 DAYS BEFORE BEGINNING CONSTRUCTION OF A WATER MAIN EXTENSION PROJECT, complete and submit one copy of this notice to the appropriate Department of Environmental Protection District Office or Approved County Health Department (ACHD) along with payment of the proper permit processing fee. (When completed, Part II of this notice serves as the preliminary design report for a water main extension project, and thus, it is unnecessary to submit a separate preliminary design report or drawings, specifications, and design data with this notice.) All information provided in this notice shall be typed or printed in ink. The permit processing fee for projects requiring the services of a professional engineer during design is \$250, and the permit processing fee for projects not requiring the services of a professional engineer during design is \$100.* Checks for permit processing fees shall be made payable to the Department of Environmental Protection or the appropriate ACHD. NOTE THAT A SEPARATE NOTIFICATION AND A SEPARATE PERMIT PROCESSING FEE ARE REQUIRED FOR EACH NON-CONTIGUOUS PROJECT.†

* *Except as noted in paragraphs 62-555.520(3)(a) and (b), F.A.C., projects shall be designed under the responsible charge of one or more professional engineers licensed in Florida.*

† *Non-contiguous projects are projects that are neither interconnected nor located nearby one another (i.e., on the same site, on adjacent streets, or in the same neighborhood).*

I. General Project Information

- A. Name of Project: San Sebastian Water Main Extension
- B. Description of Project and Its Purpose: Construct 8" water main from 14th Street on the south side of Daytona Blvd. to the east side of U.S. #1 in Micco Florida to serve a marina with public water supply. Construction consists of approximately 586 lf of 8" pvc wm and approximately 389 lf of 8" hdpe with 1 fire hydrant, 1 air release valve and 3 - 8" gate valves.
- C. Location of Project
1. County Where Project Located: Brevard
 2. Description of Project Location: Project starts at 8685 S. US Highway 1 and runs westward on Daytona Blvd's south side to 14th Street in Micco, Florida
- D. Estimate of Cost to Construct Project: \$145,000.00
- E. Estimate of Dates for Starting and Completing Construction of Project: May to June 2008

F. Permittee

PWS/Company Name: <u>Kenndy Holdings, Llc</u>		PWS Identification No.:*	
PWS Type:* <input type="checkbox"/> Community <input type="checkbox"/> Non-Transient Non-Community <input type="checkbox"/> Transient Non-Community <input type="checkbox"/> Consecutive			
Contact Person: <u>Preston I. Perrone</u>		Contact Person's Title: <u>Chief Financial Officer</u>	
Contact Person's Mailing Address: <u>4310 77th Street</u>			
City: <u>Vero Beach</u>		State: <u>FL</u>	Zip Code: <u>32967</u>
Contact Person's Telephone Number: <u>772-589-4387 x</u>		Contact Person's Fax Number: <u>772-589-5187</u>	
Contact Person's E-Mail Address: <u>prestonp@kenndyholdingsllc.com</u>			

* *This information is required only if the permittee is a public water system (PWS).*

G. Public Water System (PWS) Supplying Water to Project

PWS Name: <u>San Sebastian Woods Wtp</u>		PWS Identification No.: <u>3054170</u>	
PWS Type: <input checked="" type="checkbox"/> Community <input type="checkbox"/> Non-Transient Non-Community <input type="checkbox"/> Transient Non-Community <input type="checkbox"/> Consecutive			
PWS Owner: <u>San Sebastian Water, Llc</u>			
Contact Person: <u>Mike Coffey</u>		Contact Person's Title: <u>Manager</u>	
Contact Person's Mailing Address: <u>P.O. Box 432</u>			
City: <u>Melbourne</u>		State: <u>FL</u>	Zip Code: <u>32902-0432</u>
Contact Person's Telephone Number: <u>321-508-7723</u>		Contact Person's Fax Number: <u>321-256-3276</u>	
Contact Person's E-Mail Address: <u>mcoffeyinspections@yahoo.com</u>			

NOTICE OF INTENT TO USE THE GENERAL PERMIT FOR CONSTRUCTION OF WATER MAIN EXTENSIONS FOR PWSs

Project Name: San Sebastian Water Main Extension	Permittee: Kennedy Holdings, LLC
--	----------------------------------

H. Public Water System (PWS) that Will Own Project After It Is Placed into Permanent Operation

PWS Name: San Sebastian Woods Wtp		PWS Identification No.:* 3054170	
PWS Type:* <input checked="" type="checkbox"/> Community <input type="checkbox"/> Non-Transient Non-Community <input type="checkbox"/> Transient Non-Community <input type="checkbox"/> Consecutive			
PWS Owner: San Sebastian Water, LLC			
Contact Person: Mike Coffey		Contact Person's Title: Manager	
Contact Person's Mailing Address: P.O. Box 432			
City: Melbourne		State: FL	Zip Code: 32902-0432
Contact Person's Telephone Number: 321-508-7723		Contact Person's Fax Number: 321-256-3276	
Contact Person's E-Mail Address: mcoffeyinspections@yahoo.com			

* This information is required only if the owner/operator is an existing PWS.

I. Professional Engineer(s) or Other Person(s) in Responsible Charge of Designing Project*

Company Name: W. F. McCain & Associates, Inc.		
Designer(s): William F. McCain, P.E.		Title(s) of Designer(s): President
Qualifications of Designer(s):		
<input checked="" type="checkbox"/> Professional Engineer(s) Licensed in Florida – License Number(s): 50046		
<input type="checkbox"/> Public Officer(s) Employed by State, County, Municipal, or Other Governmental Unit of State [†]		
<input type="checkbox"/> Plumbing Contractor(s) Licensed in Florida – License Number(s): [^]		
Mailing Address of Designer(s): 1171 19 th Street		
City: Vero Beach		State: FL Zip Code: 32960
Telephone Number of Designer(s): 772-770-1093		Fax Number of Designer(s): 772-770-1508
E-Mail Address(es) of Designer(s): admin@wfmccain.com		

* Except as noted in paragraphs 62-555.520(3)(a) and (b), F.A.C., projects shall be designed under the responsible charge of one or more professional engineers licensed in Florida.

[†] Attach a detailed construction cost estimate showing that the cost to construct this project is \$10,000 or less.

[^] Attach documentation showing that this project will be installed by the plumbing contractor(s) designing this project, documentation showing that this project involves a public water system serving a single property and fewer than 250 fixture units, and a detailed construction cost estimate showing that the cost to construct this project is \$50,000 or less.

II. Preliminary Design Report for Project*

A. Service Area, Water Use, and Service Pressure Information

1. Design Type and Number of Service Connections, and Average Daily Water Demands and Maximum-Day Water Demands, in the Entire Area to Be Served by the Water Mains Being Constructed Under this Project:

A = Type of Service Connection	B = Number of Service Connections	C = Average Daily Water Demand Per Service Connection, gpd	D = Total Average Daily Water Demand ^a , gpd (Columns BxC for Residential Service Connections)	E = Total Maximum-Day Water Demand ^b , gpd
Single-Family Home			0	
Mobile Home			0	
Apartment			0	
Commercial, Institutional, or Industrial Facility ^a	1		2,775	6,244
Total	1		0	

a. Description of Commercial, Institutional, or Industrial Facilities and Explanation of Method(s) Used to Estimate Average Daily Water Demand for These Facilities: marina commercial 15gpd/100sfx2500sf=375gpd, dry boat storage racks 200boatsx1 gpd/boat=200gpd + 40boatsx1 gpd/2boats=20gpd, storage employees 15gpd/employeex2=30gpd, restrooms with showers for boaters 4x325gpd/restroom=1300gpd, wet slip boats 25boatsx10gpd/boat=250 gpd, dry storage boats 60boatsx10gpd/boat=600gpd

b. Explanation of Peaking Factor(s) or Method(s) Used to Estimate Maximum-Day Water Demand: 2.25 peaking factor used for daily max flow and 4.25 for peak hour as per typical industry standards and Ten State Standards

NOTICE OF INTENT TO USE THE GENERAL PERMIT FOR CONSTRUCTION OF WATER MAIN EXTENSIONS FOR PWSs

Project Name: San Sebastian Water Main Extension Permittee: Kenny Holdings, LLC

2. Explanation of Peaking Factor(s) or Method(s) Used to Estimate Design Peak-Hour Water Demand and, for Small Water Systems that Use Hydropneumatic Tanks or that Are Not Designed to Provide Fire Protection, Peak Instantaneous Water Demand: Ten State Standards of 4.25; 491 gph site demand + 72,000 gph fire flow = 72491 gph total demand or 1,208 gpm

3. Design Fire-Flow Rate and Duration: 1200gpm for 90 minutes

4. Design Service Pressure Range: 55-70

B. Project Site Information

1. ATTACH A SITE PLAN OR SKETCH SHOWING THE SIZE AND APPROXIMATE LOCATION OF NEW OR ALTERED WATER MAINS, SHOWING THE APPROXIMATE LOCATION OF HYDRANTS, VALVES, METERS, AND BLOW-OFFS IN SAID MAINS, AND SHOWING HOW SAID MAINS CONNECT TO THE PUBLIC WATER SYSTEM SUPPLYING WATER FOR THE PROJECT.
2. Description of Any Areas Where New or Altered Water Mains Will Cross Above or Under Surface Water or Be Located in Soil that Is Known to Be Aggressive: None

C. Information About Compliance with Design and Construction Requirements

1. If this project is being designed to comply with the following requirements, initial before the requirements. If any of the following requirements do not apply to this project or if this project includes exceptions to any of the following requirements as allowed by rule, mark "NA" before the requirements and complete Part II.C.2 below. *RSWW = Recommended Standards for Water Works* as incorporated into Rule 62-555.330, F.A.C.
 - b a. This project is being designed to keep existing water mains and service lines in operation during construction or to minimize interruption of water service during construction. [RSWW 1.3.a; exceptions allowed under FAC 62-555.330]
 - ab b. All pipe, pipe fittings, pipe joint packing and jointing materials, valves, fire hydrants, and meters installed under this project will conform to applicable American Water Works Association (AWWA) standards. [FAC 62-555.320(21)(b), RSWW 8.0, and AWWA standards as incorporated into FAC 62-555.330; exceptions allowed under FAC 62-555.320(21)(c)]
 - cb c. All public water system components, excluding fire hydrants, that will be installed under this project and that will come into contact with drinking water will conform to NSF International Standard 61 as adopted in Rule 62-555.335, F.A.C., or other applicable standards, regulations, or requirements referenced in paragraph 62-555.320(3)(b), F.A.C. [FAC 62-555.320(3)(b); exceptions allowed under FAC 62-555.320(3)(d)]
 - df d. All pipe and pipe fittings installed under this project will contain no more than 8.0% lead, and any solder or flux used in this project will contain no more than 0.2% lead. [FAC 62-555.322]
 - eb e. All pipe and pipe fittings installed under this project will be color coded or marked in accordance with subparagraph 62-555.320(21)(b)3, F.A.C., using blue as a predominant color. (Underground plastic pipe will be solid-wall blue pipe, will have a co-extruded blue external skin, or will be white or black pipe with blue stripes incorporated into, or applied to, the pipe wall; and underground metal or concrete pipe will have blue stripes applied to the pipe wall. Pipe striped during manufacturing of the pipe will have continuous stripes that run parallel to the axis of the pipe, that are located at no greater than 90-degree intervals around the pipe, and that will remain intact during and after installation of the pipe. If tape or paint is used to stripe pipe during installation of the pipe, the tape or paint will be applied in a continuous line that runs parallel to the axis of the pipe and that is located along the top of the pipe; for pipe with an internal diameter of 24 inches or greater, tape or paint will be applied in continuous lines along each side of the pipe as well as along the top of the pipe. Aboveground pipe will be painted blue or will be color coded or marked like underground pipe.) [FAC 62-555.320(21)(b)3]
 - f f. All new or altered water mains included in this project are sized after a hydraulic analysis based on flow demands and pressure requirements. ATTACH A HYDRAULIC ANALYSIS JUSTIFYING THE SIZE OF ANY NEW OR ALTERED WATER MAINS WITH AN INSIDE DIAMETER OF LESS THAN THREE INCHES. [FAC 62-555.320(21)(b) and RSWW 8.1]

NOTICE OF INTENT TO USE THE GENERAL PERMIT FOR CONSTRUCTION OF WATER MAIN EXTENSIONS FOR PWSs

Project Name: San Sebastian Water Main Extension	Permittee: Kennedy Holdings, LLC
--	----------------------------------

- B g. The inside diameter of new or altered water mains that are included in this project and that are being designed to provide fire protection and serve fire hydrants will be at least six inches. [FAC 62-555.320(21)(b) and *RSWW* 8.1.2]
- B h. New or altered water mains that are included in this project and that are not being designed to carry fire flows do not have fire hydrants connected to them. [FAC 62-555.320(21)(b) and *RSWW* 8.1.5]
- B i. This project is being designed to minimize dead-end water mains by making appropriate tie-ins where practical. [FAC 62-555.320(21)(b) and *RSWW* 8.1.6.a]
- B j. New or altered dead-end water mains included in this project will be provided with a fire or flushing hydrant or blow-off for flushing purposes. [FAC 62-555.320(21)(b) and *RSWW* 8.1.6.b]
- B k. Sufficient valves will be provided on new or altered water mains included in this project so that inconvenience and sanitary hazards will be minimized during repairs. [FAC 62-555.320(21)(b) and *RSWW* 8.2]
- B l. New or altered fire hydrant leads included in this project will have an inside diameter of at least six inches and will include an auxiliary valve. [FAC 62-555.320(21)(b) and *RSWW* 8.3.3]
- B m. All fire hydrants that will be installed under this project and that will have unplugged, underground drains will be located at least three feet from any existing or proposed storm sewer, stormwater force main, pipeline conveying reclaimed water regulated under Part III of Chapter 62-610, F.A.C., or vacuum-type sanitary sewer; at least six feet from any existing or proposed gravity- or pressure-type sanitary sewer, wastewater force main, or pipeline conveying reclaimed water not regulated under Part III of Chapter 62-10, F.A.C.; and at least ten feet from any existing or proposed "on-site sewage treatment and disposal system." [FAC 62-555.314(4)]
- B n. At high points where air can accumulate in new or altered water mains included in this project, provisions will be made to remove the air by means of air relief valves, and automatic air relief valves will not be used in situations where flooding of the valve manhole or chamber may occur. [FAC 62-555.320(21)(b) and *RSWW* 8.4.1]
- B o. The open end of the air relief pipe from all automatic air relief valves installed under this project will be extended to at least one foot above grade and will be provided with a screened, downward-facing elbow. [FAC 62-555.320(21)(b) and *RSWW* 8.4.2]
- AA p. New or altered chambers, pits, or manholes that contain valves, blow-offs, meters, or other such water distribution system appurtenances and that are included in this project will not be connected directly to any sanitary or storm sewer, and blow-offs or air relief valves installed under this project will not be connected directly to any sanitary or storm sewer. [FAC 62-555.320(21)(b) and *RSWW* 8.4.3]
- B q. New or altered water mains included in this project will be installed in accordance with applicable AWWA standards or in accordance with manufacturers' recommended procedures. [FAC 62-555.320(21)(b), *RSWW* 8.5.1, and AWWA standards as incorporated into FAC 62-555.330]
- B r. A continuous and uniform bedding will be provided in trenches for underground pipe installed under this project; backfill material will be tamped in layers around underground pipe installed under this project and to a sufficient height above the pipe to adequately support and protect the pipe; and unsuitably sized stones (as described in applicable AWWA standards or manufacturers' recommended installation procedures) found in trenches will be removed for a depth of at least six inches below the bottom of underground pipe installed under this project. [FAC 62-555.320(21)(b), *RSWW* 8.5.2]
- B s. All water main tees, bends, plugs, and hydrants installed under this project will be provided with thrust blocks or restrained joints to prevent movement. [FAC 62-555.320(21)(b) and *RSWW* 8.5.4]
- B t. New or altered water mains that are included in this project and that will be constructed of asbestos-cement or polyvinyl chloride pipe will be pressure and leakage tested in accordance with AWWA Standard C603 or C605, respectively, as incorporated into Rule 62-555.330, F.A.C., and all other new or altered water mains included in this project will be pressure and leakage tested in accordance with AWWA Standard C600 as incorporated into Rule 62-555.330. [FAC 62-555.320(21)(b)1 and AWWA standards as incorporated into FAC 62-555.330]
- B u. New or altered water mains, including fire hydrant leads and including service lines that will be under the control of a public water system and that have an inside diameter of three inches or greater, will be disinfected and bacteriologically evaluated in accordance with Rule 62-555.340, F.A.C. [FAC 62-555.320(21)(b)2 and FAC 62-555.340]
- AA v. New or altered water mains that are included in this project and that will be installed in areas where there are known aggressive soil conditions will be protected through use of corrosion-resistant water main materials, through encasement of the water mains in polyethylene, or through provision of cathodic protection. [FAC 62-555.320(21)(b) and *RSWW* 8.5.7.d]

NOTICE OF INTENT TO USE THE GENERAL PERMIT FOR CONSTRUCTION OF WATER MAIN EXTENSIONS FOR PWSS

Project Name: San Sebastian Water Main Extension	Permittee: Kennedy Holdings, LLC
--	----------------------------------

- 10
w.

New or relocated, underground water mains included in this project will be laid to provide a horizontal distance of at least three feet between the outside of the water main and the outside of any existing or proposed vacuum-type sanitary sewer, storm sewer, stormwater force main, or pipeline conveying reclaimed water regulated under Part III of Chapter 62-610, F.A.C.; a horizontal distance of at least six feet between the outside of the water main and the outside of any existing or proposed gravity-type sanitary sewer (or a horizontal distance of at least three feet between the outside of the water main and the outside of any existing or proposed gravity-type sanitary sewer if the bottom of the water main will be laid at least six inches above the top of the sewer); a horizontal distance of at least six feet between the outside of the water main and the outside of any existing or proposed pressure-type sanitary sewer, wastewater force main, or pipeline conveying reclaimed water not regulated under Part III of Chapter 62-610, F.A.C.; and a horizontal distance of at least ten feet between the outside of the water main and all parts of any existing or proposed "on-site sewage treatment and disposal system." [FAC 62-555.314(1); exceptions allowed under FAC 62-555.314(5)]
- b
x.

New or relocated, underground water mains that are included in this project and that will cross any existing or proposed gravity- or vacuum-type sanitary sewer or storm sewer will be laid so the outside of the water main is at least six inches above the other pipeline or at least 12 inches below the other pipeline; and new or relocated, underground water mains that are included in this project and that will cross any existing or proposed pressure-type sanitary sewer, wastewater or stormwater force main, or pipeline conveying reclaimed water will be laid so the outside of the water main is at least 12 inches above or below the other pipeline. [FAC 62-555.314(2); exceptions allowed under FAC 62-555.314(5)]
- d
y.

At the utility crossings described in Part II.C.1.w above, one full length of water main pipe will be centered above or below the other pipeline so the water main joints will be as far as possible from the other pipeline or the pipes will be arranged so that all water main joints are at least three feet from all joints in vacuum-type sanitary sewers, storm sewers, stormwater force mains, or pipelines conveying reclaimed water regulated under Part III of Chapter 62-610, F.A.C., and at least six feet from all joints in gravity- or pressure-type sanitary sewers, wastewater force mains, or pipelines conveying reclaimed water not regulated under Part III of Chapter 62-610, F.A.C. [FAC 62-555.314(2); exceptions allowed under FAC 62-555.314(5)]
- NA
z.

New or altered water mains that are included in this project and that will cross above surface water will be adequately supported and anchored, protected from damage and freezing, and accessible for repair or replacement. [FAC 62-555.320(21)(b) and *RSWW* 8.7.1]
- b
aa.

New or altered water mains that are included in this project and that will cross under surface water will have a minimum cover of two feet. [FAC 62-555.320(21)(b) and *RSWW* 8.7.2]
- b
bb.

New or altered water mains that are included in this project and that will cross under surface water courses greater than 15 feet in width will have flexible or restrained, watertight pipe joints and will include valves at both ends of the water crossing so the underwater main can be isolated for testing and repair; the aforementioned isolation valves will be easily accessible and will not be subject to flooding; the isolation valve closest to the water supply source will be in a manhole; and permanent taps will be provided on each side of the isolation valve within the manhole to allow for insertion of a small meter to determine leakage from the underwater main and to allow for sampling of water from the underwater main. [FAC 62-555.320(21)(b) and *RSWW* 8.7.2]
- d
cc.

This project is being designed to include proper backflow protection at those new or altered service connections where backflow protection is required or recommended under Rule 62-555.360, F.A.C., or in *Recommended Practice for Backflow Prevention and Cross-Connection Control*, AWWA Manual M14, as incorporated into Rule 62-555.330, F.A.C.; or the public water system that will own this project after it is placed into operation has a cross-connection control program requiring water customers to install proper backflow protection at those service connections where backflow protection is required or recommended under Rule 62-555.360, F.A.C., or in AWWA Manual M14. [FAC 62-555.360 and AWWA Manual M14 as incorporated into FAC 62-555.330]
- NA
dd.

Neither steam condensate, cooling water from engine jackets, nor water used in conjunction with heat exchangers will be returned to the new or altered water mains included in this project. [FAC 62-555.320(21)(b) and *RSWW* 8.8.2]

NOTICE OF INTENT TO USE THE GENERAL PERMIT FOR CONSTRUCTION OF WATER MAIN EXTENSIONS FOR PWSs

Project Name: San Sebastian Water Main Extension Permittee: Kennedy Holdings, LLC / SEBASTIAN INLET MARINA, LLC

III. Certifications

A. Certification by Permittee

I am duly authorized to sign this notice on behalf of the permittee identified in Part I.F of this notice. I certify that, to the best of my knowledge and belief, this project complies with Chapter 62-555, F.A.C. I also certify that construction of this project has not begun yet and that, to the best of my knowledge and belief, this project does not include any of the following construction work:

- construction of water mains conveying raw or partially treated drinking water;
- construction of drinking water treatment, pumping, or storage facilities or conflict manholes;
- construction of water mains in areas contaminated by low-molecular-weight petroleum products or organic solvents;
- construction of an interconnection between previously separate public water systems or construction of water mains that create a "new system" as described under subsection 62-555.525(1), F.A.C.; or
- construction of water mains that will remain dry following completion of construction.

(A specific construction permit is required for each project involving any of the above listed construction work.)

I understand that, if this project is designed under the responsible charge of one or more professional engineers (PEs) licensed in Florida, the permittee must retain a Florida-licensed PE to take responsible charge of inspecting construction of this project for the purpose of determining in general if the construction proceeds in compliance with the Department of Environmental Protection construction permit, including the approved preliminary design report, for this project. I understand that the permittee must have complete record drawings prepared for this project. I also understand that the permittee must submit a certification of construction completion to the Department and obtain written approval, or clearance, from the Department before the permittee places this project into operation for any purpose other than disinfection or testing for leaks.

	4/2/08	Preston I. Perrone		Chief Financial Officer
Signature and Date		Printed or Typed Name		Title

B. Certification by PWS Supplying Water to Project

I am duly authorized to sign this notice on behalf of the PWS identified in Part I.G of this notice. I certify that said PWS will supply the water necessary to meet the design water demands for this project. As indicated below, the water treatment plant(s) to which this project will be connected has(have) the capacity necessary to meet the design water demands for this project, and I certify that all other PWS components affected by this project also have the capacity necessary to meet the design water demands for this project. I certify that said PWS is in compliance with applicable planning requirements in Rule 62-555.348, F.A.C.; applicable cross-connection control requirements in Rule 62-555.360, F.A.C.; and to the best of my knowledge and belief, all other applicable rules in Chapters 62-550, 62-555, and 62-699, F.A.C.; furthermore, I certify that, to the best of my knowledge and belief, said PWS's connection to this project will not cause said PWS to be in noncompliance with Chapter 62-550 or 62-555, F.A.C. I also certify that said PWS has reviewed the preliminary design report for this project and that said PWS considers the connection(s) between this project and said PWS acceptable as designed.

- Name(s) of Water Treatment Plant(s) to Which this Project Will Be Connected: San Sebastian Woods WTP

- Total Permitted Maximum Day Operating Capacity of Plant(s), gpd: 0
- Total Maximum Day Flow at Plant(s) as Recorded on Monthly Operating Reports During Past 12 Months, gpd: 37,000

	4/2/08	Mike Coffey		Manager
Signature and Date		Printed or Typed Name		Title

C. Certification by PWS that Will Own Project After It Is Placed into Permanent Operation

I am duly authorized to sign this notice on behalf of the PWS identified in Part I.H of this notice. I certify that said PWS will own this project after it is placed into permanent operation. I also certify that said PWS has reviewed the preliminary design report for this project and that said PWS considers this project acceptable as designed.

	4/2/08	Mike Coffey		Manager
Signature and Date		Printed or Typed Name		Title

NOTICE OF INTENT TO USE THE GENERAL PERMIT FOR CONSTRUCTION OF WATER MAIN EXTENSIONS FOR PWSs


Project Name: San Sebastian Water Main Extension	Permittee: Kennedy Holdings, LLC
--	----------------------------------

D. Certification by Professional Engineer(s) in Responsible Charge of Designing Project*

I, the undersigned professional engineer licensed in Florida, am in responsible charge of designing this project. I certify that, to the best of my knowledge and belief, the design of this project complies with Chapter 62-555, F.A.C. I also certify that, to the best of my knowledge and belief, this project is not being designed to include any of the following construction work:

- construction of water mains conveying raw or partially treated drinking water;
- construction of drinking water treatment, pumping, or storage facilities or conflict manholes;
- construction of water mains in areas contaminated by low-molecular-weight petroleum products or organic solvents;
- construction of an interconnection between previously separate public water systems or construction of water mains that create a "new system" as described under subsection 62-555.525(1), F.A.C.; or
- construction of water mains that will remain dry following completion of construction.

(A specific construction permit is required for each project involving any of the above listed construction work.)

Signature, Seal, and Date:

Printed/Typed Name: William F. McCain, P.E.
License Number: 50046
Portion of Preliminary Design Report for Which Responsible: 100%

Signature, Seal, and Date:
Printed/Typed Name:
License Number:
Portion of Preliminary Design Report for Which Responsible:

** Except as noted in paragraphs 62-555.520(3)(a) and (b), F.A.C., projects shall be designed under the responsible charge of one or more professional engineers (PEs) licensed in Florida. If this project is being designed under the responsible charge of one or more PEs licensed in Florida, Part III.D of this notice shall be completed by the PE(s) in responsible charge. If this project is not being designed under the responsible charge of one or more PEs licensed in Florida, Part III.D does not have to be completed.*



Department of Environmental Protection

Jeb Bush
Governor

Central District
3319 Maguire Boulevard, Suite 232
Orlando, Florida 32803-3767

David B. Struhs
Secretary

NOTICE OF PERMIT ISSUANCE

SENT BY MAIL
WFMac2455@aol.com

W.F. McCain & Associates
2044 14th Avenue, Suite 25
Vero Beach, FL 32960

Attention: W.F. McCain, P.E.

Brevard County - PW
San Sebastian Woods Subdivision
Water Treatment Plant

Dear Mr. McCain:

Enclosed is Permit Number WC05-0179660-001 to construct a water treatment plant issued pursuant to Section 403.861(9), *Florida Statutes*.

The Department's proposed agency action shall become final unless a timely petition for an administrative hearing is filed under Sections 120.569 and 120.57 of the *Florida Statutes* before the deadline for filing a petition. The procedures for petitioning for a hearing are set forth below.

A person whose substantial interests are affected by the Department's proposed permitting decision may petition for an administrative proceeding (hearing) under Sections 120.569 and 120.57 of the *Florida Statutes*. The petition must contain the information set forth below and must be filed (received by the clerk) with:

Clerk of the Department of Environmental Protection
Office of General Counsel
3900 Commonwealth Boulevard, Mail Station 35
Tallahassee, Florida 32399-3000.

Petitions by the applicant or any of the parties listed below must be filed within fourteen days of receipt of this written notice. Petitions filed by any persons other than those entitled to written notice under Section 120.60(3) of the *Florida Statutes* must be filed within fourteen days of publication of the notice or within fourteen days of receipt of the written notice, whichever occurs first.

Under Section 120.60(3) of the *Florida Statutes*, however, any person who has asked the Department for notice of agency action may file a petition within fourteen days of receipt of such notice, regardless of the date of publication.

The petitioner shall mail a copy of the petition to the applicant at the address indicated above at the time of filing. The failure of any person to file a petition within the appropriate time period shall constitute a waiver of that person's right to request an administrative determination (hearing) under Sections 120.569 and 120.57 of the *Florida Statutes*. Any subsequent intervention (in a proceeding initiated by another party) will be only at the discretion of the presiding officer upon the filing of a motion in compliance with Rule 28-106.205 of the *Florida Administrative Code*.

Patty Pittman\San-Sebastian-Woods

RECEIVED DATE

03923 MAY 12 08

FPSC-COMMISSION CLERK

A petition that disputes the material facts on which the Department's action is based must contain the following information:

- (a) The name, address, and telephone number of each petitioner; the name, address, and telephone number of the petitioner's representative, if any; the Department permit identification number and the county in which the subject matter or activity is located;
- (b) A statement of how and when each petitioner received notice of the Department action;
- (c) A statement of how each petitioner's substantial interests are affected by the Department action;
- (d) A statement of all disputed issues of material fact. If there are none, the petition must so indicate;
- (e) A statement of facts that the petitioner contends warrant reversal or modification of the Department action;
- (f) A concise statement of the ultimate facts alleged, as well as the rules and statutes which entitle the petitioner to relief; and
- (g) A statement of the relief sought by the petitioner, stating precisely the action that the petitioner wants the Department to take.

A petition that does not dispute the material facts on which the Department's action is based shall state that no such facts are in dispute and otherwise shall contain the same information as set forth above, as required by Rule 28-106.301, *Florida Statutes*.

Because the administrative hearing process is designed to formulate final agency action, the filing of a petition means that the Department's final action may be different from the position taken by it in this notice. Persons whose substantial interests will be affected by any such final decision of the Department have the right to petition to become a party to the proceeding, in accordance with the requirements set forth above.


Mediation under Section 120.573 of the *Florida Statutes* is not available for this proceeding.

This action is final and effective on the date filed with the Clerk of the Department unless a petition is filed in accordance with the above. Upon the timely filing of a petition this order will not be effective until further order of the Department.

Any party to the order has the right to seek judicial review of the order under Section 120.68 of the *Florida Statutes*, by the filing of a notice of appeal under Rule 9.110 of the Florida Rules of Appellate Procedure with:

Clerk of the Department of Environmental Protection
Office of General Counsel
Mail Station 35,
3900 Commonwealth Boulevard
Tallahassee, Florida, 32399-3000

and by filing a copy of the notice of appeal accompanied by the applicable filing fees with the appropriate district court of appeal. The notice of appeal must be filed within 30 days from the date when the final order is filed with the Clerk of the Department.



Department of Environmental Protection

Central District
3319 Maguire Boulevard, Suite 232
Orlando, Florida 32803-3767

David B. Struhs
Secretary

Jeb Bush
Governor

Permittee:
W.F. McCain & Associates
2044 14th Avenue, Suite 25
Vero Beach, FL 32960

Permit Number: WC05-0179660-001
Expiration Date: 07/27/04
County: Brevard
Utility: San Sebastian Woods Subdivision
Project: Water Treatment Plant

Attention: W.F. McCain, P.E.

This permit is issued under the provisions of Chapter 403, *Florida Statutes*, and Rule 62-555, *Florida Administrative Code*, (F.A.C.). The above named permittee is hereby authorized to perform the work shown on the application and approved drawing, plans, and other documents attached hereto or on file with the Department and made a part hereof and specifically described as follows:

This project consists of constructing a new community public water treatment plant to serve a 225-lot subdivision known as San Sebastian Woods. The treatment plant shall consist of aeration, chlorination, storage, high service pumps, and hydropneumatic tank. Included are:

- Well #1 with 5 hp pump rated at 70 gpm
- Well #2 with 7 ½ hp pump rated at 70 gpm
- A 5 micron cartridge filter rated at 180 gpm
- A "mini-cascade" aerator rated at 250 to 350 gpm
- A 115,000-gallon A. O. Smith Aquastore glass coated bolted steel ground storage tank
- A 10 hp high service pump #1 rated at 100 gpm
- A 20 hp high service pump #2 rated at 200 gpm
- A 30 hp high service pump #3 ("fire pump") rated at 550 gpm
- A gas chlorination system with dual 100 ppd vacuum regulators mounted on dual 150 lb. cylinders, and automatic switchover. Chlorine injection points will be provided between the aerator and ground storage tank, and between the high service pumps and the hydropneumatic tank. A loss of chlorination capability and leak detector alarm system are included.
- A 2,500-gallon hydropneumatic tank
- A 100kw auxiliary diesel generator with automatic startup capability and 300-gallon sub-base fuel tank with secondary containment capable of operating 100% of the plant for up to 3 days
- Associated piping, valves, 4-inch raw and 8-inch finished water flow meters rated at 250 gpm, controls and appurtenances. A water distribution system was originally permitted in 1988, and was installed but never cleared for service, and reportedly consists of the following: 2,385 LF of 8-inch PVC, 825 LF of 6-inch PVC, 975 LF of 4-inch PVC, and 660 LF of 2-inch PVC. These mains reportedly run along

DOCUMENT NUMBER DATE

03923 MAY 12 08

FPSC-COMMISSION CLERK

Permittee:
W.F. McCain & Associates
2044 14th Avenue, Suite 25
Vero Beach, FL 32960
Attention: W.F. McCain, P.E.

Permit Number: WC05-0179660-001
Expiration Date: 07/27/04
County: Brevard
Utility: San Sebastian Woods Subdivision
Project: Water Treatment Plant

portions of 13th St., 14th St., Daytona Ave., 7th Ave., 10th St., 11th St., 12th Ave., 5th Ave., and 3rd Ave.. In accordance with the Project Engineer's June 12th letter, this distribution system will be permitted separately. Certified "As Built" Record Drawings will be required.

Project maximum daily demand is 196,875 gpd. Maximum daily rated capacity will be 0.201 mgd with wells as the limiting factor. This will require a minimum Class C or higher certified water plant operator on-site for 5 visits per week and one weekend visit.

The PSC Certificate number is 439-W. The corporate members of San Sebastian Water, LLC are: Mr. Charles H. Wahlen; Mr. Thomas Martino. The mailing address for the Utility is 5800 13th Street, Micco, FL. 32976.

The project is located on 7th Street off Daytona, in Micco, approximately 1 mile north of the Brevard/Indian River County line, in Section 14, Township 30 South, Range 38 East, at Latitude 27° 52' 00" N, Longitude 80° 30' 00" W.

The owners should be aware that based upon the analytical results of the tests required in the Specific Conditions 5, 6, and 7 (page 4) of this permit, additional treatment processes to the plant may be required.

Permittee:
W.F. McCain & Associates
2044 14th Avenue, Suite 25
Vero Beach, FL 32960
Attention: W.F. McCain, P.E.

Permit Number: WC05-0179660-001
Expiration Date: 07/27/04
County: Brevard
Utility: San Sebastian Woods Subdivision
Project: Water Treatment Plant

GENERAL CONDITIONS

1. The terms, conditions, requirements, limitations and restrictions set forth in this permit, are "permit conditions" and are binding and enforceable pursuant to Sections 403.141, 403.727, or 403.859 through 403.861, F.S. The permittee is placed on notice that the Department will review this permit periodically and may initiate enforcement action for any violations of these conditions.
2. This permit is valid only for the specific processes and operations applied for and indicated in the approved drawings or exhibits. Any unauthorized deviation from the approved drawings, exhibits, specifications, or conditions of this permit may constitute grounds for revocation and enforcement action by the Department.
3. As provided in subsections 403.087(6) and 403.722(5), F.S., the issuance of this permit does not convey any vested rights or any exclusive privileges. Neither does it authorize any injury to public or private property or any invasion of personal rights, nor any infringement of federal, state, or local laws or regulations. This permit is not a waiver of or approval of any other Department permit that may be required for other aspects of the total project which are not addressed in this permit.
4. This permit conveys no title to land or water, does not constitute State recognition or acknowledgment of title, and does not constitute authority for the use of submerged lands unless herein provided and the necessary title or leasehold interests have been obtained from the State. Only the Trustees of the Internal Improvement Trust Fund may express State opinion as to title.
5. This permit does not relieve the permittee from liability for harm or injury to human health or welfare, animal, or plant life, or property caused by the construction or operation of this permitted source, or from penalties therefore; nor does it allow the permittee to cause pollution in contravention of Florida Statutes and Department rules, unless specifically authorized by an order from the Department.
6. The permittee shall properly operate and maintain the facility and systems of treatment and control (and related appurtenances) that are installed and used by the permittee to achieve compliance with the conditions of this permit, as required by Department rules. This provision includes the operation of backup or auxiliary facilities or similar systems when necessary to achieve compliance with the conditions of the permit and when required by Department rules.
7. The permittee, by accepting this permit, specifically agrees to allow authorized Department personnel, upon presentation of credentials or other documents as may be required by law and at reasonable times, access to the premises where the permitted activity is located or conducted to:
 - (a) Have access to and copy any records that must be kept under conditions of the permit;
 - (b) Inspect the facility, equipment, practices, or operations regulated or required under this permit; and
 - (c) Sample or monitor any substances or parameters at any location reasonably necessary to assure compliance with this permit or Department rules.

Reasonable time may depend on the nature of the concern being investigated.

8. If, for any reason, the permittee does not comply with or will be unable to comply with any conditions or limitation specified in this permit, the permittee shall immediately provide the Department with the following information:
 - (a) A description of and cause of noncompliance; and
 - (b) The period of noncompliance, including dates and times; or, if not corrected, the anticipated time the noncompliance is expected to continue, and steps being taken to reduce, eliminate, and prevent recurrence of the noncompliance.

The permittee shall be responsible for any and all damages which may result and may be subject to enforcement action by the Department for penalties or for revocation of this permit.

9. In accepting this permit, the permittee understands and agrees that all records, notes, monitoring data and other information relating to the construction or operation of this permitted source which are submitted to the Department may be used by the Department as evidence in any enforcement case involving the permitted source arising under the Florida Statutes or Department rules, except where such use is prescribed by Section 403.111 and 403.73, F.S. Such evidence shall only be used to the extent it is consistent with the Florida Rules of Civil Procedure and appropriate evidentiary rules.

Permittee:
W.F. McCain & Associates
2044 14th Avenue, Suite 25
Vero Beach, FL 32960
Attention: W.F. McCain, P.E.

Permit Number: WC05-0179660-001
Expiration Date: 07/27/04
County: Brevard
Utility: San Sebastian Woods Subdivision
Project: Water Treatment Plant

GENERAL CONDITIONS

10. The permittee agrees to comply with changes in Department rules and Florida Statutes after a reasonable time for compliance; provided, however, the permittee does not waive any other rights granted by Florida Statutes or Department rules.
11. This permit is transferable only upon Department approval in accordance with Rule 62-4.120 and 62-30.300, F.A.C., as applicable. The permittee shall be liable for any non-compliance of the permitted activity until the transfer is approved by the Department.
12. This permit or a copy thereof shall be kept at the work site of the permitted activity.
- ~~13. This permit also constitutes:~~
 - ~~() Determination of Best Available Control Technology (BACT)~~
 - ~~() Determination of Prevention of Significant Deterioration (PSD)~~
 - ~~() Certification of compliance with state Water Quality Standards (Section 401, PL 92-500)~~
 - ~~() Compliance with New Source Performance Standards~~
14. The permittee shall comply with the following:
 - (a) Upon request, the permittee shall furnish all records and plans required under Department rules. During enforcement actions, the retention period for all records will be extended automatically unless otherwise stipulated by the Department.
 - (b) The permittee shall hold at the facility or other location designated by this permit records of all monitoring information (including all calibration and maintenance records and all original strip chart recordings for continuous monitoring instrumentation) required by the permit, copies of all reports required by this permit, and records of all data used to complete the application for this permit. These materials shall be retained at least three years from the date the sample, measurement, report, or application unless otherwise specified by Department rule.
 - (c) Records of monitoring information shall include:
 1. the date, exact place, and time of sampling or measurements;
 2. the person responsible for performing the sampling or measurements;
 3. the dates analyses were performed;
 4. the person responsible for performing the analyses;
 5. the analytical techniques or methods used;
 6. the results of such analyses.
15. When requested by the Department, the permittee shall within a reasonable time furnish any information required by law which is needed to determine compliance with the permit. If the permittee becomes aware the relevant facts were not submitted or were incorrect in the permit application or in any report to the Department, such facts or information shall be corrected promptly.

Permittee:
W.F. McCain & Associates
2044 14th Avenue, Suite 25
Vero Beach, FL 32960
Attention: W.F. McCain, P.E.

Permit Number: WC05-0179660-001
Expiration Date: 07/27/04
County: Brevard
Utility: San Sebastian Woods Subdivision
Project: Water Treatment Plant

SPECIFIC CONDITIONS:

Clearance of the Project

- 1. A Clearance Letter must be issued by the DEP Central District Potable Water program before placement of this project into service. Failure to do so will result in enforcement action against the permittee.***

To obtain clearance letter, the engineer of record must submit the following:

- (1) completion of the enclosed "Request for Letter of Release to Place Water Supply System into Service" [DEP Form 62-555.900(9), F.A.C.];
- (2) a copy of this permit;
- (3) the "Facilities Inventory" which is attached to the engineer's copy of the permit; and
- (4) a copy of satisfactory bacteriological sample results taken on two consecutive days from the following locations:
 - A. Well #1 raw water piping;
 - B. Well #2 raw water piping;
 - C. the discharge side of the micron filter;
 - D. ground storage tank bypass piping;
 - E. ground storage tank;
 - F. high service pump suction piping;
 - G. high service pump #1 discharge;
 - H. high service pump #2 discharge;
 - I. high service pump #3 discharge;
 - J. the hydropneumatic tank;
 - K. the eight-inch finished water meter; and
 - L. the eight-inch finished water transmission main where it will connect to the distribution system.
- (5) For Wells #1 and #2, hydrogen sulfide test results shall be submitted for record purposes. Also, turbidity, which was originally high (2.0 ntu's on #1 and 4.12 ntu's on #2) and the recheck on #1 (11.6 ntu's) shall be retested and results submitted on both wells following well development.
- (6) At the point of entry to the distribution system, following clearance of the plant for service, iron and color shall be tested on three samples and test results shall be submitted to the Central District.
- (7) Due to high TTHM Formation Potential results on the raw water, point of entry test results for TTHM's must be submitted to the Central District following clearance of the plant for service. The owners should be aware that based upon the results of the above, additional treatment processes to the plant may be required.

Permittee:
W.F. McCain & Associates
2044 14th Avenue, Suite 25
Vero Beach, FL 32960
Attention: W.F. McCain, P.E.


Permit Number: WC05-0179660-001
Expiration Date: 07/27/04
County: Brevard
Utility: San Sebastian Woods Subdivision
Project: Water Treatment Plant

SPECIFIC CONDITIONS

Permit Transfer

2. The permittee will promptly notify the Department upon sale or legal transfer of the permitted facility. In accordance with General Condition #11 of this permit, this permit is transferable only upon Department approval. The new owner must apply, by letter, for a transfer of permit within 30 days.

STATE OF FLORIDA DEPARTMENT OF ENVIRONMENTAL PROTECTION



Christianne C. Ferraro P.E.
Administrator, Water Resource Management


ISSUED August 8, 2001

CCF:fh:pp

Copies furnished to:
Virginia Harmon, DEP Tallahassee [by E-Mail]
Charles H. Wahlen, San Sebastian Water, LLC [awaiting]
Thomas Martino, San Sebastian Water, LLC [awaiting]

FILING AND ACKNOWLEDGMENT

FILED, on this date, under Section 120.52(7), *Florida Statutes*, with the designated Department Clerk, receipt of which is hereby acknowledged.



Clerk

Date

CERTIFICATE OF SERVICE

The undersigned duly designated deputy agency clerk hereby certified that this NOTICE OF PERMIT ISSUANCE and all copies were mailed by Certified Mail before the close of business on 08/09/01 to the listed persons.