

**CONFIDENTIAL**

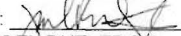
10 0001 EI

FPSC FORM 423-1

MONTHLY REPORT OF COST AND QUALITY OF FUEL FOR ELECTRIC PLANTS  
ORIGIN, VOLUME, DELIVERED PRICE AND AS RECEIVED QUALITY

1. REPORTING MONTH: 03/2008  
2. REPORTING COMPANY: FLORIDA POWER CORPORATION

3. NAME, TITLE, TELEPHONE NUMBER OF CONTACT PERSON CONCERNING DATA  
SUBMITTED ON THIS FORM: JILL ALLYSON BUS. FIN. ANALYST (919) 546-7949

4. SIGNATURE OF OFFICIAL SUBMITTED REPORT:   
JOEL RUTLEDGE  
LEAD BUS. FIN. ANALYST

5. DATE COMPLETED: 05/08/2008

LINE NO.	PLANT NAME (b)	SUPPLIER NAME (c)	SHIPPING POINT (d)	PURCHASE TYPE (e)	DELIVERY LOCATION (f)	DELIVERY DATE (g)	SULFUR		BTU	VOLUME (Bbls) (k)	DELIVERED PRICE (\$/Bbl) (l)
							CONTENT (%) (i)	CONTENT (Btu/gal) (j)			
1	Anclote	Transfer Facility	Martin Gas Terminal	N/A	FOB PLANT	03/2008	0.36	138,895	1,560	\$2.7304	
2	Crystal River	Transfer Facility	Martin Gas Terminal	N/A	FOB PLANT	03/2008	0.36	138,840	4,854	\$3.9060	
3	DeBary Peakers	Transfer Facility	Martin Gas Terminal	N/A	FOB PLANT	03/2008	0.36	138,895	9,627	\$3.9987	
4	Martin Gas Terminal	Martin Product Sales	Houston, TX	S	FOB TERMINAL	03/2008	0.36	138,895	35,000	\$121.0408	
5	Suwannee Steam Plant	TexPar Energy LLC	Bainbridge, GA	S	FOB PLANT	03/2008	0.50	145,290	3,535	\$63.4201	

**DECLASSIFIED**

11/10/2010  
Kmp

DOCUMENT NUMBER-DATE

04110 MAY 19 8

FPSC-COMMISSION CLERK

DECLASSIFIED


FPSC FORM 423-1(A)

MONTHLY REPORT OF COST AND QUALITY OF FUEL FOR ELECTRIC PLANTS  
ORIGIN, VOLUME, DELIVERED PRICE AND AS RECEIVED QUALITY

**SPECIFIED  
CONFIDENTIAL**

1. REPORTING MONTH: 03/2008  
2. REPORTING COMPANY: FLORIDA POWER CORPORATION

3. NAME, TITLE, TELEPHONE NUMBER OF CONTACT PERSON CONCERNING DATA  
SUBMITTED ON THIS FORM: JILL ALLYSON BUS. FIN. ANALYST (919) 546-7949

4. SIGNATURE OF OFFICIAL SUBMITTED REPORT:   
JOEL RUTLEDGE  
LEAD BUS. FIN. ANALYST

5. DATE COMPLETED: 05/08/2008

LINE NO.	PLANT NAME	SUPPLIER NAME	DELIVERY LOCATION	DELIVERY DATE	TYPE OIL	VOLUME (Bbbls)	INVOICE		DISCOUNT (\$)	NET AMOUNT (\$)	EFFECTIVE TRANSPORT					OTHER DELIVERED PRICE (\$/Bbbls)	
							PRICE (\$/Bbbls)	AMOUNT (\$)			NET PRICE (\$/Bbbls)	QUALITY ADJUST (\$/Bbbls)	PURCHASE PRICE (\$/Bbbls)	TO TERMINAL (\$/Bbbls)	TRANSPORT CHARGES (\$/Bbbls)		
(a)	(b)	(c)	(d)	(e)	(f)	(g)	(h)	(i)	(j)	(k)	(l)	(m)	(n)	(o)	(p)	(q)	(r)
1	Anclote	Transfer Facility	FOB PLANT	03/2008		1,560	\$0.00	\$0.00	\$0.00	\$0.00	\$0.00	\$0.00	\$2.73	\$0.00	\$2.73	\$0.00	\$2.73
2	Crystal River	Transfer Facility	FOB PLANT	03/2008		4,854	\$0.00	\$0.00	\$0.00	\$0.00	\$0.00	\$0.00	\$3.91	\$0.00	\$3.91	\$0.00	\$3.91
3	DeBary Peakers	Transfer Facility	FOB PLANT	03/2008		9,627	\$0.00	\$0.00	\$0.00	\$0.00	\$0.00	\$0.00	\$4.00	\$0.00	\$4.00	\$0.00	\$4.00
4	Martin Gas Terminal	Martin Product Sales	FOB TERMINAL	03/2008		35,000	\$117.31	\$4,105,736.60	\$0.00	\$4,105,736.60	\$117.31	\$0.00	\$117.31	\$3.65	\$0.00	\$0.08	\$121.04
5	Suwannee Steam Plant	TexPar Energy LLC	FOB PLANT	03/2008		3,535	\$63.42	\$224,216.88	\$0.00	\$224,216.88	\$63.42	\$0.00	\$63.42	\$0.00	\$0.00	\$0.00	\$63.42


DOCUMENT NUMBER-DATE  
04110 MAY 19 08  
FPSC-COMMISSION CLERK

MONTHLY REPORT OF COST AND QUALITY OF COAL FOR ELECTRIC PLANTS  
ORIGIN, TONNAGE, DELIVERED PRICE AND AS RECEIVED QUALITY

**SPECIFIED  
CONFIDENTIAL**

1. Report for: Mo. 03/2008  
2. Reporting Company: Florida Power Corporation  
3. Plant Name: Crystal River 1 & 2

4. NAME, TITLE, TELEPHONE NUMBER OF CONTACT PERSON CONCERNING DATA  
SUBMITTED ON THIS FORM: Jon Putnam, Business Financial Analyst, (919) 546-6368

5. Signature of Official Submitting Report :   
Joel Rutledge - Lead Business Financial Analyst

6. DATE COMPLETED: 5/9/2008

Line No.	Supplier Name	Mine Location	Purchase Type	Transportation Mode	Tons	Effective Purchase Price (\$/Ton)	Total Transportation Cost (\$/Ton)	F.O.B. Plant Price (\$/Ton)	As Received Coal Quality			
									Percent Sulfur (%)	Btu Content (Btu/lb)	Percent Ash (%)	Percent Moisture (%)
(a)	(b)	(c)	(d)	(e)	(f)	(g)	(h)	(i)	(j)	(k)	(l)	(m)
1	Alpha Coal Sales Co. LLC	8, KY, 119	MTC	UR	10,699	\$43.04	\$30.50	\$73.55	0.86	12,230	11.40	6.45
2	B&W Resources Inc	8, KY, 51	MTC	UR	22,877	\$51.12	\$28.53	\$79.64	1.16	12,410	10.33	6.05
3	Cheyenne Resources Inc	8, KY, 193	S	UR	46,007	\$84.83	\$30.20	\$115.03	0.92	12,474	11.21	5.59
4	Consol Energy Sales Company	8, KY, 119	MTC	UR	34,206	\$53.82	\$28.67	\$82.48	1.13	12,561	8.31	7.66
5	Constellation Energy Commodities Group Inc.	8, KY, 193	MTC	UR	11,335	\$54.63	\$30.39	\$85.02	0.89	12,752	7.57	7.35
6	ICG LLC	8, KY, 193	MTC	UR	11,608	\$48.80	\$30.19	\$78.99	1.12	12,297	11.15	5.93
7	Massey Utility Sales Company	8, WV, 5	MTC	UR	21,328	\$47.30	\$31.17	\$78.48	0.84	12,221	12.28	6.21
8	Trinity Coal Marketing LLC	8, KY, 71	LTC	UR	11,570	\$51.25	\$28.65	\$79.90	0.76	12,024	11.42	7.39

**DECLASSIFIED**

MONTHLY REPORT OF COST AND QUALITY OF COAL FOR ELECTRIC PLANTS  
ORIGIN, TONNAGE, DELIVERED PRICE AND AS RECEIVED QUALITY

**SPECIFIED  
CONFIDENTIAL**

1. Report for: Mo. 03/2008  
2. Reporting Company: Florida Power Corporation  
3. Plant Name: Crystal River 4 & 5

4. NAME, TITLE, TELEPHONE NUMBER OF CONTACT PERSON CONCERNING DATA  
SUBMITTED ON THIS FORM: Jon Putnam, Business Financial Analyst, (919) 546-6368

5. Signature of Official Submitting Report: Joel Rutledge  
Joel Rutledge - Lead Business Financial Analyst

6. DATE COMPLETED: 5/9/2008

Line No.	Supplier Name	Mine Location	Purchase Type	Transportation Mode	Tons	Effective Purchase Price (\$/Ton)	Total Transportation Cost (\$/Ton)	F.O.B. Plant Price (\$/Ton)	As Received Coal Quality			
									Percent Sulfur (%)	Btu Content (Btu/lb)	Percent Ash (%)	Percent Moisture (%)
(a)	(b)	(c)	(d)	(e)	(f)	(g)	(h)	(i)	(j)	(k)	(l)	(m)
1	Massey Utility Sales Company	8, WV, 5	MTC	UR	10,908	\$47.80	\$31.62	\$79.43	0.71	12,351	11.69	6.08
2	Massey Utility Sales Company	8, WV, 5	MTC	UR	57,027	\$55.92	\$31.08	\$87.00	0.68	12,565	11.44	5.86
3	MC Mining LLC	8, KY, 195	MTC	UR	33,619	\$58.33	\$29.12	\$87.46	0.70	12,688	8.44	6.82
4	Transfer Facility	N/A	N/A	GB	92,511	\$61.21	\$10.44	\$71.66	0.63	12,049	6.17	10.23
5	Transfer Facility	N/A	N/A	GB	31,465	\$57.88	\$9.87	\$67.75	0.50	11,591	4.78	11.87
6	Transfer Facility	N/A	N/A	GB	111,095	\$69.36	\$7.95	\$77.31	0.65	12,059	11.05	8.42

DECLASSIFIED

MONTHLY REPORT OF COST AND QUALITY OF COAL FOR ELECTRIC PLANTS  
ORIGIN, TONNAGE, DELIVERED PRICE AND AS RECEIVED QUALITY

**SPECIFIED  
CONFIDENTIAL**

1. Report for: Mo. 03/2008  
2. Reporting Company: Florida Power Corporation  
3. Plant Name: Transfer Facility - IMT

4. NAME, TITLE, TELEPHONE NUMBER OF CONTACT PERSON, CONCERNING DATA  
SUBMITTED ON THIS FORM: Jon Putnam, Business Financial Analyst (919) 546-6368

5. Signature of Official Submitting Report : Joel Rutledge  
Joel Rutledge - Lead Business Financial Analyst

6. DATE COMPLETED: 5/9/2008

Line No.	Supplier Name	Mine Location	Purchase Type	Transportation Mode	Tons	Effective Purchase Price (\$/Ton)	Total Transportation Cost (\$/Ton)	F.O.B. Plant Price (\$/Ton)	As Received Coal Quality			
									Percent Sulfur (%)	Btu Content (Btu/lb)	Percent Ash (%)	Percent Moisture (%)
(a)	(b)	(c)	(d)	(e)	(f)	(g)	(h)	(i)	(j)	(k)	(l)	(m)
1	Arch Coal Sales	17, CO, 29	S	B	33,477	\$79.83	\$13.57	\$93.40	0.47	12,154	8.26	8.27
2	Central Coal Company	8, WV, 39	MTC	B	17,210	\$53.79	\$14.22	\$68.01	0.68	12,306	12.26	6.14
3	Central Coal Company	8, WV, 39	MTC	B	22,768	\$65.00	\$14.38	\$79.38	0.69	12,443	11.49	6.14
4	Keystone Industries LLC	8, WV, 39	MTC	B	17,154	\$64.76	\$14.06	\$78.81	0.68	12,296	11.39	7.26
5	Magnum Coal Sales LLC	8, WV, 45	S	B	14,125	\$69.24	\$13.90	\$83.14	0.66	12,242	11.76	7.58


DECLASSIFIED

MONTHLY REPORT OF COST AND QUALITY OF COAL FOR ELECTRIC PLANTS  
ORIGIN, TONNAGE, DELIVERED PRICE AND AS RECEIVED QUALITY

**SPECIFIED  
CONFIDENTIAL**

1. Report for: Mo. 03/2008  
2. Reporting Company: Florida Power Corporation  
3. Plant Name: Transfer Facility - Mobile

4. NAME, TITLE, TELEPHONE NUMBER OF CONTACT PERSON CONCERNING DATA  
SUBMITTED ON THIS FORM: Jon Putnam, Business Financial Analyst, (919) 546-6368

5. Signature of Official Submitting Report :   
Joel Rutledge - Lead Business Financial Analyst

6. DATE COMPLETED: 5/9/2008

Line No.	Supplier Name	Mine Location	Purchase Type	Transportation Mode	Tons	Effective Purchase Price (\$/Ton)	Total Transportation Cost (\$/Ton)	F.O.B. Plant Price (\$/Ton)	As Received Coal Quality			
									Percent Sulfur (%)	Btu Content (Btu/lb)	Percent Ash (%)	Percent Moisture (%)
(a)	(b)	(c)	(d)	(e)	(f)	(g)	(h)	(i)	(j)	(k)	(l)	(m)
1	Interocean Coal Sales	999, IM, 45	MTC	OB	30,585	\$62.93	\$0.00	\$62.93	0.50	11,591	4.78	11.87

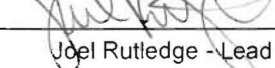
DECLASSIFIED

MONTHLY REPORT OF COST AND QUALITY OF COAL FOR ELECTRIC PLANTS  
ORIGIN, TONNAGE, DELIVERED PRICE AND AS RECEIVED QUALITY

**SPECIFIED  
CONFIDENTIAL**

1. Report for: Mo. 03/2008  
2. Reporting Company: Florida Power Corporation  
3. Plant Name: Transfer Facility - UBT

4. NAME, TITLE, TELEPHONE NUMBER OF CONTACT PERSON CONCERNING DATA  
SUBMITTED ON THIS FORM: Jon Putnam, Business Financial Analyst, (919) 546-6368

5. Signature of Official Submitting Report :   
Joel Rutledge --Lead Business Financial Analyst

6. DATE COMPLETED: 5/9/2008

Line No.	Supplier Name	Mine Location	Purchase Type	Transportation Mode	Tons	Effective Purchase Price (\$/Ton)	Total Transportation Cost (\$/Ton)	F.O.B. Plant Price (\$/Ton)	As Received Coal Quality			
									Percent Sulfur (%)	Btu Content (Btu/lb)	Percent Ash (%)	Percent Moisture (%)
(a)	(b)	(c)	(d)	(e)	(f)	(g)	(h)	(i)	(j)	(k)	(l)	(m)
1	Apex Coal Sales	8, WV, 45	MTC	B	7,350	\$32.95	\$12.35	\$45.30	0.49	9,645	28.50	6.16
2	Arch Coal Sales	17, CO, 29	S	B	3,082	\$78.53	\$11.76	\$90.29	0.48	11,957	8.21	9.42
3	Central Coal Company	8, WV, 39	MTC	B	1,790	\$54.23	\$12.41	\$66.65	0.68	12,408	11.74	5.61
4	Central Coal Company	8, WV, 39	MTC	B	3,559	\$66.02	\$12.38	\$78.40	0.68	12,639	10.68	5.90
5	Coal Marketing Company	999, IM, 45	MTC	OB	79,397	\$53.27	\$0.13	\$53.41	0.51	11,185	10.12	11.81
6	Glencore Ltd.	999, IM, 45	MTC	OB	67,138	\$62.14	\$0.01	\$62.15	0.59	12,430	5.45	8.58
7	Keystone Industries LLC	8, WV, 39	MTC	B	3,347	\$64.00	\$12.34	\$76.34	0.67	12,153	12.39	7.83


DECLASSIFIED

MONTHLY REPORT OF COST AND QUALITY OF COAL FOR ELECTRIC PLANTS  
ORIGIN, TONNAGE, DELIVERED PRICE AND AS RECEIVED QUALITY

**SPECIFIED  
CONFIDENTIAL**

1. Report for: Mo. 03/2008  
2. Reporting Company: Florida Power Corporation  
3. Plant Name: Crystal River 1 & 2

4. NAME, TITLE, TELEPHONE NUMBER OF CONTACT PERSON CONCERNING DATA  
SUBMITTED ON THIS FORM: Jon Putnam, Business Financial Analyst, (919) 546-6368

5. Signature of Official Submitting Report :   
Joel Rutledge - Lead Business Financial Analyst

6. DATE COMPLETED: 5/9/2008

Line No.	Supplier Name	Mine Location	Purchase Type	Tons	F.O.B. Mine Price (\$/Ton)	Short Haul & Loading Charges (\$/Ton)	Original Invoice Price (\$/Ton)	Retro-active Price Inc(Dec) (\$/Ton)	Base Price (\$/Ton)	Quality Adjust-ments (\$/Ton)	Effective Purchase Price (\$/Ton)
(a)	(b)	(c)	(d)	(e)	(f)	(g)	(h)	(i)	(j)	(k)	(l)
1	Alpha Coal Sales Co. LLC	8, KY, 119	MTC	10,699	\$43.00	N/A	\$43.00	\$0.00	\$43.00	\$0.04	\$43.04
2	B&W Resources Inc	8, KY, 51	MTC	22,877	\$50.25	N/A	\$50.25	\$0.00	\$50.25	\$0.87	\$51.12
3	Cheyenne Resources Inc	8, KY, 193	S	46,007	\$85.00	N/A	\$85.00	\$0.00	\$85.00	\$(0.17)	\$84.83
4	Consol Energy Sales Company	8, KY, 119	MTC	34,206	\$52.00	N/A	\$52.00	\$0.00	\$52.00	\$1.82	\$53.82
5	Constellation Energy Commodities Group Inc.	8, KY, 193	MTC	11,335	\$52.50	N/A	\$52.50	\$0.00	\$52.50	\$2.13	\$54.63
6	ICG LLC	8, KY, 193	MTC	11,608	\$48.40	N/A	\$48.40	\$0.00	\$48.40	\$0.40	\$48.80
7	Massey Utility Sales Company	8, WV, 5	MTC	21,328	\$47.22	N/A	\$47.22	\$0.00	\$47.22	\$0.08	\$47.30
8	Trinity Coal Marketing LLC	8, KY, 71	LTC	11,570	\$52.00	N/A	\$52.00	\$0.00	\$52.00	\$(0.75)	\$51.25

DECLASSIFIED




MONTHLY REPORT OF COST AND QUALITY OF COAL FOR ELECTRIC PLANTS  
ORIGIN, TONNAGE, DELIVERED PRICE AND AS RECEIVED QUALITY

**SPECIFIED  
CONFIDENTIAL**

1. Report for: Mo. 03/2008  
2. Reporting Company: Florida Power Corporation  
3. Plant Name: Crystal River 4 & 5

4. NAME, TITLE, TELEPHONE NUMBER OF CONTACT PERSON CONCERNING DATA  
SUBMITTED ON THIS FORM: Jon Putnam, Business Financial Analyst, (919) 546-6368

5. Signature of Official Submitting Report :   
Joel Rutledge - Lead Business Financial Analyst

6. DATE COMPLETED: 5/9/2008

Line No.	Supplier Name	Mine Location	Purchase Type	Tons	F.O.B. Mine Price (\$/Ton)	Short Haul & Loading Charges (\$/Ton)	Original Invoice Price (\$/Ton)	Retro-active Price Inc(Dec) (\$/Ton)	Base Price (\$/Ton)	Quality Adjust-ments (\$/Ton)	Effective Purchase Price (\$/Ton)
(a)	(b)	(c)	(d)	(e)	(f)	(g)	(h)	(i)	(j)	(k)	(l)
1	Massey Utility Sales Company	8, WV, 5	MTC	10,908	\$47.22	N/A	\$47.22	\$0.00	\$47.22	\$0.58	\$47.80
2	Massey Utility Sales Company	8, WV, 5	MTC	57,027	\$53.37	N/A	\$53.37	\$0.00	\$53.37	\$2.55	\$55.92
3	MC Mining LLC	8, KY, 195	MTC	33,619	\$57.00	N/A	\$57.00	\$0.00	\$57.00	\$1.33	\$58.33
4	Transfer Facility	N/A	N/A	92,511	\$61.21	N/A	\$61.21	\$0.00	\$61.21	N/A	\$61.21
5	Transfer Facility	N/A	N/A	31,465	\$57.88	N/A	\$57.88	\$0.00	\$57.88	N/A	\$57.88
6	Transfer Facility	N/A	N/A	111,095	\$69.36	N/A	\$69.36	\$0.00	\$69.36	N/A	\$69.36

**DECLASSIFIED**

MONTHLY REPORT OF COST AND QUALITY OF COAL FOR ELECTRIC PLANTS  
ORIGIN, TONNAGE, DELIVERED PRICE AND AS RECEIVED QUALITY

**SPECIFIED  
CONFIDENTIAL**

1. Report for: Mo. 03/2008  
 2. Reporting Company: Florida Power Corporation  
 3. Plant Name: Transfer Facility - Mobile

4. NAME, TITLE, TELEPHONE NUMBER OF CONTACT PERSON CONCERNING DATA  
 SUBMITTED ON THIS FORM: Jon Putnam, Business Financial Analyst, (919) 546-6368

5. Signature of Official Submitting Report : Joel Rutledge  
 Joel Rutledge - Lead Business Financial Analyst

6. DATE COMPLETED: 5/9/2008

Line No.	Supplier Name	Mine Location	Purchase Type	Tons	F.O.B. Mine Price (\$/Ton)	Short Haul & Loading Charges (\$/Ton)	Original Invoice Price (\$/Ton)	Retro-active Price Inc(Dec) (\$/Ton)	Base Price (\$/Ton)	Quality Adjust-ments (\$/Ton)	Effective Purchase Price (\$/Ton)
(a)	(b)	(c)	(d)	(e)	(f)	(g)	(h)	(i)	(j)	(k)	(l)
1	Interocean Coal Sales	999, IM, 45	MTC	30,585	\$59.74	N/A	\$59.74	\$0.00	\$59.74	\$3.19	\$62.93

**DECLASSIFIED**


MONTHLY REPORT OF COST AND QUALITY OF COAL FOR ELECTRIC PLANTS  
ORIGIN, TONNAGE, DELIVERED PRICE AND AS RECEIVED QUALITY

**SPECIFIED  
CONFIDENTIAL**

1. Report for: Mo. 03/2008  
2. Reporting Company: Florida Power Corporation  
3. Plant Name: Transfer Facility - IMT

4. NAME, TITLE, TELEPHONE NUMBER OF CONTACT PERSON CONCERNING DATA  
SUBMITTED ON THIS FORM: Jon Putnam, Business Financial Analyst, (919) 546-6368

5. Signature of Official Submitting Report :



Joel Rutledge - Lead Business Financial Analyst

6. DATE COMPLETED: 5/12/2008

Line No.	Supplier Name	Mine Location	Purchase Type	Tons	F.O.B. Mine Price (\$/Ton)	Short Haul & Loading Charges (\$/Ton)	Original Invoice Price (\$/Ton)	Retro-active Price Inc(Dec) (\$/Ton)	Base Price (\$/Ton)	Quality Adjust-ments (\$/Ton)	Effective Purchase Price (\$/Ton)
(a)	(b)	(c)	(d)	(e)	(f)	(g)	(h)	(i)	(j)	(k)	(l)
1	Arch Coal Sales	17, CO, 29	S	33,477	\$78.00	N/A	\$78.00	\$0.00	\$78.00	\$1.83	\$79.83
2	Central Coal Company	8, WV, 39	MTC	17,210	\$52.00	N/A	\$52.00	\$0.00	\$52.00	\$1.79	\$53.79
3	Central Coal Company	8, WV, 39	MTC	22,768	\$64.25	N/A	\$64.25	\$0.00	\$64.25	\$0.75	\$65.00
4	Keystone Industries LLC	8, WV, 39	MTC	17,154	\$64.25	N/A	\$64.25	\$0.00	\$64.25	\$0.51	\$64.76
5	Magnum Coal Sales LLC	8, WV, 45	S	14,125	\$69.00	N/A	\$69.00	\$0.00	\$69.00	\$0.24	\$69.24
6											

**DECLASSIFIED**

MONTHLY REPORT OF COST AND QUALITY OF COAL FOR ELECTRIC PLANTS  
ORIGIN, TONNAGE, DELIVERED PRICE AND AS RECEIVED QUALITY

**SPECIFIED  
CONFIDENTIAL**

1. Report for: Mo. 03/2008  
2. Reporting Company: Florida Power Corporation  
3. Plant Name: Transfer Facility - UBT

4. NAME, TITLE, TELEPHONE NUMBER OF CONTACT PERSON CONCERNING DATA  
SUBMITTED ON THIS FORM: Jon Putnam, Business Financial Analyst, (919) 546-6368

5. Signature of Official Submitting Report :   
Joel Rutledge - Lead Business Financial Analyst

6. DATE COMPLETED: 5/9/2008

Line No.	Supplier Name	Mine Location	Purchase Type	Tons	F.O.B. Mine Price (\$/Ton)	Short Haul & Loading Charges (\$/Ton)	Original Invoice Price (\$/Ton)	Retro-active Price Inc(Dec) (\$/Ton)	Base Price (\$/Ton)	Quality Adjust-ments (\$/Ton)	Effective Purchase Price (\$/Ton)
(a)	(b)	(c)	(d)	(e)	(f)	(g)	(h)	(i)	(j)	(k)	(l)
1	Apex Coal Sales	8, WV, 45	MTC	7,350	\$34.50	N/A	\$34.50	\$0.00	\$34.50	\$(1.55)	\$32.95
2	Arch Coal Sales	17, CO, 29	S	3,082	\$78.00	N/A	\$78.00	\$0.00	\$78.00	\$0.53	\$78.53
3	Central Coal Company	8, WV, 39	MTC	1,790	\$52.00	N/A	\$52.00	\$0.00	\$52.00	\$2.23	\$54.23
4	Central Coal Company	8, WV, 39	MTC	3,559	\$64.25	N/A	\$64.25	\$0.00	\$64.25	\$1.77	\$66.02
5	Coal Marketing Company	999, IM, 45	MTC	79,397	\$53.75	N/A	\$53.75	\$0.00	\$53.75	\$(0.48)	\$53.27
6	Glencore Ltd.	999, IM, 45	MTC	67,138	\$62.00	N/A	\$62.00	\$0.00	\$62.00	\$0.14	\$62.14
7	Keystone Industries LLC	8, WV, 39	MTC	3,347	\$64.25	N/A	\$64.25	\$0.00	\$64.25	\$(0.25)	\$64.00


**DECLASSIFIED**

MONTHLY REPORT OF COST AND QUALITY OF COAL FOR ELECTRIC PLANTS  
ORIGIN, TONNAGE, DELIVERED PRICE AND AS RECEIVED QUALITY

**SPECIFIED  
CONFIDENTIAL**

1. Report for: Mo. 03/2008  
2. Reporting Company: Florida Power Corporation  
3. Plant Name: Crystal River 1 & 2

4. NAME, TITLE, TELEPHONE NUMBER OF CONTACT PERSON CONCERNING DATA  
SUBMITTED ON THIS FORM: Jon Putnam, Business Financial Analyst, (919) 546-6368

5. Signature of Official Submitting Report :   
Joel Rutledge - Lead Business Financial Analyst

6. DATE COMPLETED: 5/9/2008

Line No.	Supplier Name	Mine Location	Shipping Point	Transportation Mode	Tons	Effective Purchase Price (\$/Ton)	Additional Shorthaul & Loading Charges (\$/Ton)	Rail Rate (\$/Ton)	Other Rail Charges (\$/Ton)	River Barge Rate (\$/Ton)	Trans-loading Rate (\$/Ton)	Ocean Barge Rate (\$/Ton)	Other Water Charges (\$/Ton)	Other Related Charges (\$/Ton)	Transportation Charges (\$/Ton)	F.O.B. Plant Price (\$/Ton)
(a)	(b)	(c)	(d)	(e)	(f)	(g)	(h)	(i)	(j)	(k)	(l)	(m)	(n)	(o)	(p)	(q)
1	Alpha Coal Sales Co. LLC	8, KY, 119	Yellow Creek, KY	UR	10,699	\$43.04	N/A	\$29.47	\$1.03	N/A	N/A	N/A	N/A	N/A	\$30.50	\$73.55
2	B&W Resources Inc	8, KY, 51	Resource, KY	UR	22,877	\$51.12	N/A	\$27.78	\$0.75	N/A	N/A	N/A	N/A	N/A	\$28.53	\$79.64
3	Cheyenne Resources Inc	8, KY, 193	Charlene, KY	UR	46,007	\$84.83	N/A	\$29.47	\$0.73	N/A	N/A	N/A	N/A	N/A	\$30.20	\$115.03
4	Consol Energy Sales Company	8, KY, 119	Mousie, KY	UR	34,206	\$53.82	N/A	\$27.95	\$0.72	N/A	N/A	N/A	N/A	N/A	\$28.67	\$82.48
5	Constellation Energy Commodities Group Inc	8, KY, 193	Leatherwood, KY	UR	11,335	\$54.63	N/A	\$29.47	\$0.92	N/A	N/A	N/A	N/A	N/A	\$30.39	\$85.02
6	ICG LLC	8, KY, 193	Typo	UR	11,608	\$48.80	N/A	\$29.47	\$0.72	N/A	N/A	N/A	N/A	N/A	\$30.19	\$78.99
7	Massey Utility Sales Company	8, WV, 5	Homer	UR	21,328	\$47.30	N/A	\$30.15	\$1.02	N/A	N/A	N/A	N/A	N/A	\$31.17	\$78.48
8	Trinity Coal Marketing LLC	8, KY, 71	Banner, KY	UR	11,570	\$51.25	N/A	\$27.95	\$0.70	N/A	N/A	N/A	N/A	N/A	\$28.65	\$79.90


**DECLASSIFIED**

MONTHLY REPORT OF COST AND QUALITY OF COAL FOR ELECTRIC PLANTS  
ORIGIN, TONNAGE, DELIVERED PRICE AND AS RECEIVED QUALITY

**SPECIFIED  
CONFIDENTIAL**

1. Report for: Mo. 03/2008  
2. Reporting Company: Florida Power Corporation  
3. Plant Name: Crystal River 4 & 5

4. NAME, TITLE, TELEPHONE NUMBER OF CONTACT PERSON CONCERNING DATA  
SUBMITTED ON THIS FORM: Jon Putnam, Business Financial Analyst, (919) 546-6368

5. Signature of Official Submitting Report :   
Joel Rutledge - Lead Business Financial Analyst

6. DATE COMPLETED: 5/9/2008

Line No.	Supplier Name	Mine Location	Shipping Point	Transportation Mode	Tons	Effective Purchase Price (\$/Ton)	Additional Shorthaul & Loading Charges (\$/Ton)	Rail Rate (\$/Ton)	Other Rail Charges (\$/Ton)	River Barge Rate (\$/Ton)	Trans-loading Rate (\$/Ton)	Ocean Barge Rate (\$/Ton)	Other Water Charges (\$/Ton)	Other Related Charges (\$/Ton)	Transportation Charges (\$/Ton)	F.O.B. Plant Price (\$/Ton)
(a)	(b)	(c)	(d)	(e)	(f)	(g)	(h)	(i)	(j)	(k)	(l)	(m)	(n)	(o)	(p)	(q)
1	Massey Utility Sales Company	8, WV, 5	Homer	UR	10,908	\$47.80	N/A	\$30.15	\$1.47	N/A	N/A	N/A	N/A	N/A	\$31.62	\$79.43
2	Massey Utility Sales Company	8, WV, 5	Sylvester, WV	UR	57,027	\$55.92	N/A	\$29.90	\$1.18	N/A	N/A	N/A	N/A	N/A	\$31.08	\$87.00
3	MC Mining LLC	8, KY, 195	Scotts Branch, KY	UR	33,619	\$58.33	N/A	\$27.95	\$1.17	N/A	N/A	N/A	N/A	N/A	\$29.12	\$87.46
4	Transfer Facility	N/A	Davant, La	GB	92,511	\$61.21	N/A	N/A	N/A	N/A	\$2.48	\$7.69	\$0.27	N/A	\$10.44	\$71.66
5	Transfer Facility	N/A	Mobile, Al	GB	31,465	\$57.88	N/A	N/A	N/A	N/A	\$0.00	\$7.05	\$2.82	N/A	\$9.87	\$67.75
6	Transfer Facility	N/A	Myrtle Grove, La	GB	111,095	\$69.36	N/A	N/A	N/A	N/A	\$0.00	\$7.66	\$0.29	N/A	\$7.95	\$77.31

DECLASSIFIED

MONTHLY REPORT OF COST AND QUALITY OF COAL FOR ELECTRIC PLANTS  
ORIGIN, TONNAGE, DELIVERED PRICE AND AS RECEIVED QUALITY

**SPECIFIED  
CONFIDENTIAL**

1. Report for: Mo. 03/2008  
2. Reporting Company: Florida Power Corporation  
3. Plant Name: Transfer Facility - IMT

4. NAME, TITLE, TELEPHONE NUMBER OF CONTACT PERSON CONCERNING DATA  
SUBMITTED ON THIS FORM: Jon Putnam, Business Financial Analyst, (919) 546-6368

5. Signature of Official Submitting Report :

*Joe Rutledge*  
Joe Rutledge - Lead Business Financial Analyst

6. DATE COMPLETED: 5/12/2008

Line No.	Supplier Name	Mine Location	Shipping Point	Transportation Mode	Tons	Effective Purchase Price (\$/Ton)	Additional Shorthaul & Loading Charges (\$/Ton)	Rail Rate (\$/Ton)	Other Rail Charges (\$/Ton)	River Barge Rate (\$/Ton)	Trans-loading Rate (\$/Ton)	Ocean Barge Rate (\$/Ton)	Other Water Charges (\$/Ton)	Other Related Charges (\$/Ton)	Transportation Charges (\$/Ton)	F.O.B. Plant Price (\$/Ton)
(a)	(b)	(c)	(d)	(e)	(f)	(g)	(h)	(i)	(j)	(k)	(l)	(m)	(n)	(o)	(p)	(q)
1	Arch Coal Sales	17, CO, 29	West Elk	B	33,477	\$79.83	N/A	N/A	N/A	\$11.76	\$1.81	N/A	\$0.00	N/A	\$13.57	\$93.40
2	Central Coal Company	8, WV, 39	Kanahwa Eagle	B	17,210	\$53.79	N/A	N/A	N/A	\$12.34	\$1.80	N/A	\$0.08	N/A	\$14.22	\$68.01
3	Central Coal Company	8, WV, 39	Kanahwa Eagle	B	22,768	\$65.00	N/A	N/A	N/A	\$12.34	\$1.97	N/A	\$0.06	N/A	\$14.38	\$79.38
4	Keystone Industries LLC	8, WV, 39	Marmet Dock,	B	17,154	\$64.76	N/A	N/A	N/A	\$12.34	\$1.72	N/A	\$0.00	N/A	\$14.06	\$78.81
5	Magnum Coal Sales LLC	8, WV, 45	Panther Mining	B	14,125	\$69.24	N/A	N/A	N/A	\$12.34	\$1.56	N/A	\$0.00	N/A	\$13.90	\$83.14


**DECLASSIFIED**

MONTHLY REPORT OF COST AND QUALITY OF COAL FOR ELECTRIC PLANTS  
ORIGIN, TONNAGE, DELIVERED PRICE AND AS RECEIVED QUALITY

**SPECIFIED  
CONFIDENTIAL**

1. Report for: Mo. 03/2008  
2. Reporting Company: Florida Power Corporation  
3. Plant Name: Transfer Facility - Mobile

4. NAME, TITLE, TELEPHONE NUMBER OF CONTACT PERSON CONCERNING DATA  
SUBMITTED ON THIS FORM: Jon Putnam, Business Financial Analyst, (919) 546-6368

5. Signature of Official Submitting Report :   
Joel Rutledge - Lead Business Financial Analyst

6. DATE COMPLETED: 5/9/2008

Line No.	Supplier Name	Mine Location	Shipping Point	Transportation Mode	Tons	Effective Purchase Price (\$/Ton)	Additional Shorthaul & Loading Charges (\$/Ton)	Rail Rate (\$/Ton)	Other Rail Charges (\$/Ton)	River Barge Rate (\$/Ton)	Trans-loading Rate (\$/Ton)	Ocean Barge Rate (\$/Ton)	Other Water Charges (\$/Ton)	Other Related Charges (\$/Ton)	Transportation Charges (\$/Ton)	F.O.B. Plant Price (\$/Ton)
(a)	(b)	(c)	(d)	(e)	(f)	(g)	(h)	(i)	(j)	(k)	(l)	(m)	(n)	(o)	(p)	(q)
1	Interocean Coal Sales	999, IM, 45	Cartagena, S.A.	OB	30,585	\$62.93	N/A	N/A	N/A	N/A	N/A	N/A	\$0.00	N/A	\$0.00	\$62.93

DECLASSIFIED




MONTHLY REPORT OF COST AND QUALITY OF COAL FOR ELECTRIC PLANTS  
ORIGIN, TONNAGE, DELIVERED PRICE AND AS RECEIVED QUALITY

**SPECIFIED  
CONFIDENTIAL**

1. Report for: Mo. 03/2008  
2. Reporting Company: Florida Power Corporation  
3. Plant Name: Transfer Facility - UBT

4. NAME, TITLE, TELEPHONE NUMBER OF CONTACT PERSON CONCERNING DATA  
SUBMITTED ON THIS FORM: Jon Putnam, Business Financial Analyst, (919) 546-6368

5. Signature of Official Submitting Report :   
Joel Rutledge - Lead Business Financial Analyst

6. DATE COMPLETED: 5/9/2008

Line No.	Supplier Name	Mine Location	Shipping Point	Transportation Mode	Tons	Effective Purchase Price (\$/Ton)	Additional Shorthaul & Loading Charges (\$/Ton)	Rail Rate (\$/Ton)	Other Rail Charges (\$/Ton)	River Barge Rate (\$/Ton)	Trans-loading Rate (\$/Ton)	Ocean Barge Rate (\$/Ton)	Other Water Charges (\$/Ton)	Other Related Charges (\$/Ton)	Transportation Charges (\$/Ton)	F.O.B. Plant Price (\$/Ton)
(a)	(b)	(c)	(d)	(e)	(f)	(g)	(h)	(i)	(j)	(k)	(l)	(m)	(n)	(o)	(p)	(q)
1	Apex Coal Sales	8, WV, 45	Amherstdale, WV	B	7,350	\$32.95	N/A	N/A	N/A	\$12.34	\$0.00	N/A	\$0.01	N/A	\$12.35	\$45.30
2	Arch Coal Sales	17, CO, 29	West Elk	B	3,082	\$78.53	N/A	N/A	N/A	\$11.76	\$0.00	N/A	\$0.00	N/A	\$11.76	\$90.29
3	Central Coal Company	8, WV, 39	Kanahwa Eagle	B	1,790	\$54.23	N/A	N/A	N/A	\$12.34	\$0.00	N/A	\$0.07	N/A	\$12.41	\$66.65
4	Central Coal Company	8, WV, 39	Kanahwa Eagle	B	3,559	\$66.02	N/A	N/A	N/A	\$12.34	\$0.00	N/A	\$0.04	N/A	\$12.38	\$78.40
5	Coal Marketing Company	999, IM, 45	Carbones del Cerrejón	OB SA	79,397	\$53.27	N/A	N/A	N/A	N/A	\$0.00	N/A	\$0.13	N/A	\$0.13	\$53.41
6	Glencore Ltd.	999, IM, 45	La Jagua, S.A.	OB	67,138	\$62.14	N/A	N/A	N/A	N/A	\$0.00	N/A	\$0.01	N/A	\$0.01	\$62.15
7	Keystone Industries LLC	8, WV, 39	Marmet Dock, WV	B	3,347	\$64.00	N/A	N/A	N/A	\$12.34	\$0.00	N/A	\$0.00	N/A	\$12.34	\$76.34

DECLASSIFIED

MONTHLY REPORT OF COST AND QUALITY OF COAL FOR ELECTRIC PLANTS  
ORIGIN, TONNAGE, DELIVERED PRICE AND AS RECEIVED QUALITY

**SPECIFIED  
CONFIDENTIAL**

1. Report for: Mo. 03/2008  
 2. Reporting Company: Florida Power Corporation  
 3. Plant Name: Crystal River 1 & 2

4. NAME, TITLE, TELEPHONE NUMBER OF CONTACT PERSON CONCERNING DATA  
 SUBMITTED ON THIS FORM: Jon Putnam, Business Financial Analyst, (919) 546-6368

5. Signature of Official Submitting Report:

*Joel Rutledge*  
 \_\_\_\_\_  
 Joel Rutledge - Lead Business Financial Analyst

6. DATE COMPLETED: 5/12/2008

Line No.	Month Reported	Form Plant Name	Intended Generating Plant	Supplier Name	Original Line Number	Volume (tons)	Form No.	Column Title	Old Value	New Value	New F.O.B. Plant Price	Reason for Revision
(a)	(b)	(c)	(d)	(e)	(f)	(g)	(h)	(i)	(j)	(k)	(l)	(m)
1	12/07	Crystal River 1&2	Transfer Facility		7	15,821	2B	(n) Other Water Charges	\$0.13	\$1.60	\$36.10	Update to Rate

DECLASSIFIED

MONTHLY REPORT OF COST AND QUALITY OF COAL FOR ELECTRIC PLANTS  
ORIGIN, TONNAGE, DELIVERED PRICE AND AS RECEIVED QUALITY

**SPECIFIED  
CONFIDENTIAL**

1. Report for: Mo. 03/2008  
2. Reporting Company: Florida Power Corporation  
3. Plant Name: Crystal River 4 & 5

4. NAME, TITLE, TELEPHONE NUMBER OF CONTACT PERSON CONCERNING DATA  
SUBMITTED ON THIS FORM: Jon Putnam, Business Financial Analyst, (919) 546-6368

5. Signature of Official Submitting Report:

  
Joel Rutledge - Lead Business Financial Analyst

6. DATE COMPLETED: 5/12/2008

Line No.	Month Reported	Form Plant Name	Intended Generating Plant	Supplier Name	Original Line Number	Volume (tons)	Form No.	Column Title	Old Value	New Value	New F.O.B. Plant Price	Reason for Revision
(a)	(b)	(c)	(d)	(e)	(f)	(g)	(h)	(i)	(j)	(k)	(l)	(m)
1	01/08	Crystal River 4&5	Transfer Facility		83	141,231	2C	(k) New Value	\$0.79	\$1.19	\$79.98	Update to rate
2	12/07	Crystal River 4&5	Transfer Facility		4	46,372	2C	(k) New Value	\$2.10	\$2.45	\$84.46	Update to rate
3	01/08	Crystal River 4&5	Transfer Facility		81	78,842	2C	(k) New Value	\$1.44	\$1.85	\$79.42	Update to rate
4	01/08	Crystal River 4&5	Transfer Facility		5	89,866	2B	(n) other water charges	(\$1.63)	(\$0.88)	\$78.59	Update to rate
5	02/08	Crystal River 4&5	Transfer Facility		6	15,614	2B	(n) other water charges	\$0.19	\$2.43	\$82.92	Update to rate
6	01/08	Crystal River 4&5	Transfer Facility		77	64,997	2C	(k) New Value	(\$0.51)	\$1.09	\$63.04	Update to rate
7	01/08	Crystal River 4&5	Transfer Facility		80	64,378	2C	(k) New Value	(\$0.27)	\$0.47	\$66.39	Update to rate
8	02/08	Crystal River 4&5	Transfer Facility		5	15,889	2B	(n) other water charges	\$0.02	\$3.04	\$71.48	Update to rate
9	01/08	Crystal River 4&5	Transfer Facility		82	64,866	2C	(k) New Value	\$0.94	\$2.87	\$79.08	Update to rate
10	01/08	Crystal River 4&5	Transfer Facility		84	112,094	2C	(k) New Value	\$0.74	\$2.05	\$71.73	Update to rate
11	12/07	Crystal River 4&5	Transfer Facility		4	79,745	2B	(n) other water charges	\$0.23	\$1.63	\$71.65	Update to rate
12	01/08	Crystal River 4&5	Transfer Facility		4	138,758	2B	(n) other water charges	(\$1.93)	(\$1.67)	\$64.05	Update to rate
13	02/08	Crystal River 4&5	Transfer Facility		4	170,503	2B	(n) other water charges	\$0.13	\$0.62	\$74.57	Update to rate

DECLASSIFIED


MONTHLY REPORT OF COST AND QUALITY OF COAL FOR ELECTRIC PLANTS  
 ORIGIN, TONNAGE, DELIVERED PRICE AND AS RECEIVED QUALITY

**SPECIFIED  
 CONFIDENTIAL**

1. Report for: Mo. 03/2008  
 2. Reporting Company: Florida Power Corporation  
 3. Plant Name: Transfer Facility - IMT

4. NAME, TITLE, TELEPHONE NUMBER OF CONTACT PERSON CONCERNING DATA  
 SUBMITTED ON THIS FORM: Jon Putnam, Business Financial Analyst, (919) 546-6368

5. Signature of Official Submitting Report:

  
 Joel Rutledge, Lead Business Financial Analyst

6. DATE COMPLETED: 5/12/2008

Line No.	Month Reported	Form Plant Name	Intended Generating Plant	Supplier Name	Original Line Number	Volume (tons)	Form No.	Column Title	Old Value	New Value	New F.O.B. Plant Price	Reason for Revision
(a)	(b)	(c)	(d)	(e)	(f)	(g)	(h)	(i)	(j)	(k)	(l)	(m)

NONE

DECLASSIFIED

MONTHLY REPORT OF COST AND QUALITY OF COAL FOR ELECTRIC PLANTS  
ORIGIN, TONNAGE, DELIVERED PRICE AND AS RECEIVED QUALITY

**SPECIFIED  
CONFIDENTIAL**

1. Report for: Mo. 03/2008  
2. Reporting Company: Florida Power Corporation  
3. Plant Name: Transfer Facility - Mobile

4. NAME, TITLE, TELEPHONE NUMBER OF CONTACT PERSON CONCERNING DATA  
SUBMITTED ON THIS FORM: Jon Putnam, Business Financial Analyst, (919) 546-6368

5. Signature of Official Submitting Report:

  
Joel Rutledge - Lead Business Financial Analyst

6. DATE COMPLETED: 5/12/2008

Line No.	Month Reported	Form Plant Name	Intended Generating Plant	Supplier Name	Original Line Number	Volume (tons)	Form No.	Column Title	Old Value	New Value	New F.O.B. Plant Price	Reason for Revision
(a)	(b)	(c)	(d)	(e)	(f)	(g)	(h)	(i)	(j)	(k)	(l)	(m)

NONE

DECLASSIFIED


MONTHLY REPORT OF COST AND QUALITY OF COAL FOR ELECTRIC PLANTS  
 ORIGIN, TONNAGE, DELIVERED PRICE AND AS RECEIVED QUALITY

**SPECIFIED  
 CONFIDENTIAL**

1. Report for: Mo. 03/2008  
 2. Reporting Company: Florida Power Corporation  
 3. Plant Name: Transfer Facility - UBT

4. NAME, TITLE, TELEPHONE NUMBER OF CONTACT PERSON CONCERNING DATA  
 SUBMITTED ON THIS FORM: Jon Putnam, Business Financial Analyst, (919) 546-6368

5. Signature of Official Submitting Report:

  
 Joel Rutledge - Lead Business Financial Analyst

6. DATE COMPLETED: 5/12/2008

Line No.	Month Reported	Form Plant Name	Intended Generating Plant	Supplier Name	Original Line Number	Volume (tons)	Form No.	Column Title	Old Value	New Value	New F.O.B. Plant Price	Reason for Revision
(a)	(b)	(c)	(d)	(e)	(f)	(g)	(h)	(i)	(j)	(k)	(l)	(m)
NONE												

DECLASSIFIED