

# AUSLEY & McMULLEN

ATTORNEYS AND COUNSELORS AT LAW

227 SOUTH CALHOUN STREET  
P.O. BOX 391 (ZIP 32302)  
TALLAHASSEE, FLORIDA 32301  
(850) 224-9115 FAX (850) 222-7560

June 16, 2008

HAND DELIVERED

RECEIVED-FPSC  
08 JUN 16 PM 2:00  
COMMISSION  
CLERK

Ms. Ann Cole, Director  
Office of Commission Clerk  
Florida Public Service Commission  
2540 Shumard Oak Boulevard  
Tallahassee, FL 32399-0850

Re: Fuel and Purchased Power Cost Recovery Clause  
and Generating Performance Incentive Factor  
FPSC Docket No. 080001-EI

**CONFIDENTIAL**

**REQUEST FOR SPECIFIED CONFIDENTIAL TREATMENT**  
**(CONFIDENTIAL DOCUMENTS ENCLOSED)**

Dear Ms. Cole:

We submit herewith a single confidential set of Tampa Electric Company's highlighted 423 Forms for the month of April 2008 and request specified confidential treatment of Forms 423-1(a), 423-2, 423-2(a) and 423-2(b). Our request is made pursuant to Section 366.093, Fla. Stat., for the reasons detailed in the document entitled "Tampa Electric Company's Request for Specified Confidential Treatment", which document was filed under separate cover (copy enclosed). The sensitive information contained in these forms has been highlighted in yellow.

Please acknowledge receipt and filing of the above by stamping the duplicate copy of this letter and returning same to this writer.

Thank you for your assistance in connection with this matter.

Sincerely,



James D. Beasley

JDB/pp  
Enclosures

cc: All Parties of Record (w/o enc.)

**DECLASSIFIED**

02/08/2010 kmf

DOCUMENT NUMBER - DATE

05097 JUN 16 8

FPSC-COMMISSION CLERK

MONTHLY REPORT OF COST AND QUALITY OF FUEL OIL FOR ELECTRIC PLANTS  
ORIGIN, VOLUME, DELIVERED PRICE AND AS RECEIVED QUALITY

1. Reporting Month: April Year: 2008

2. Reporting Company: Tampa Electric Company

3. Name, Title & Telephone Number of Contact Person Concerning Data  
Submitted on this Form: Jeffrey Chronister, Assistant Controller  
(813) - 228 - 1609

4. Signature of Official Submitting Report:   
Jeffrey Chronister, Assistant Controller

5. Date Completed: June 16, 2008

**DECLASSIFIED**  
**CONFIDENTIAL**

Line No. (a)	Plant Name (b)	Supplier Name (c)	Shipping Point (d)	Purchase Type (e)	Delivery Location (f)	Delivery Date (g)	Type Oil (h)	Sulfur Content % (i)	BTU Content (BTU/Gal) (j)	Volume (Bbls) (k)	Delivered Price (\$/Bbl) (l)
1.	Big Bend	Transmontaigne	Manatee	MTC	Big Bend	04/01/08	F02	*	*	722.45	\$135.33
2.	Big Bend	Transmontaigne	Manatee	MTC	Big Bend	04/02/08	F02	*	*	1,092.52	\$138.11
3.	Big Bend	Transmontaigne	Manatee	MTC	Big Bend	04/03/08	F02	*	*	904.52	\$136.40
4.	Big Bend	Transmontaigne	Manatee	MTC	Big Bend	04/04/08	F02	*	*	365.57	\$139.73
5.	Big Bend	Transmontaigne	Manatee	MTC	Big Bend	04/07/08	F02	*	*	720.98	\$143.40
6.	Big Bend	Transmontaigne	Manatee	MTC	Big Bend	04/21/08	F02	*	*	896.81	\$147.47
7.	Big Bend	Transmontaigne	Manatee	MTC	Big Bend	04/22/08	F02	*	*	1,256.93	\$147.39
8.	Big Bend	Transmontaigne	Manatee	MTC	Big Bend	04/23/08	F02	*	*	1,247.67	\$146.77
9.	Big Bend	Transmontaigne	Manatee	MTC	Big Bend	04/24/08	F02	*	*	364.71	\$144.29
10.	Big Bend	Transmontaigne	Manatee	MTC	Big Bend	04/25/08	F02	*	*	182.33	\$146.32
11.	Big Bend	Transmontaigne	Manatee	MTC	Big Bend	04/29/08	F02	*	*	364.60	\$144.39
12.	Big Bend	Transmontaigne	Manatee	MTC	Big Bend	04/30/08	F02	*	*	367.12	\$141.77
13.	Polk	Transmontaigne	Manatee	MTC	Polk	04/01/08	F02	*	*	360.95	\$135.93
14.	Polk	Transmontaigne	Manatee	MTC	Polk	04/04/08	F02	*	*	182.62	\$140.33
15.	Polk	Transmontaigne	Manatee	MTC	Polk	04/08/08	F02	*	*	905.88	\$143.93
16.	Polk	Transmontaigne	Manatee	MTC	Polk	04/09/08	F02	*	*	1,276.71	\$149.36
17.	Polk	Transmontaigne	Manatee	MTC	Polk	04/10/08	F02	*	*	1,078.31	\$145.35
18.	Polk	Transmontaigne	Manatee	MTC	Polk	04/11/08	F02	*	*	533.19	\$146.34
19.	Polk	Transmontaigne	Manatee	MTC	Polk	04/12/08	F02	*	*	902.52	\$146.34

\* No analysis taken  
FPSC FORM 423-1 (2/87)


DOCUMENT NUMBER - DATE  
05097 JUN 16 08  
FPSC-COMMISSION CLERK

MONTHLY REPORT OF COST AND QUALITY OF FUEL OIL FOR ELECTRIC PLANTS  
ORIGIN, VOLUME, DELIVERED PRICE AND AS RECEIVED QUALITY

1. Reporting Month: April Year: 2008

2. Reporting Company: Tampa Electric Company

3. Name, Title & Telephone Number of Contact Person Concerning Data  
Submitted on this Form: Jeffrey Chronister, Assistant Controller  
(813) - 228 - 1609

4. Signature of Official Submitting Report:   
Jeffrey Chronister, Assistant Controller

5. Date Completed: June 16, 2008

Line No. (a)	Plant Name (b)	Supplier Name (c)	Shipping Point (d)	Purchase Type (e)	Delivery Location (f)	Delivery Date (g)	Type Oil (h)	Sulfur Content % (i)	BTU Content (BTU/Gal) (j)	Volume (Bbls) (k)	Delivered Price (\$/Bbl) (l)
20.	Polk	Transmontaigne	Manatee	MTC	Polk	04/13/08	F02	*	*	532.79	\$146.34
21.	Polk	Transmontaigne	Manatee	MTC	Polk	04/15/08	F02	*	*	1,087.36	\$149.33
22.	Polk	Transmontaigne	Manatee	MTC	Polk	04/16/08	F02	*	*	1,068.52	\$149.51
23.	Polk	Transmontaigne	Manatee	MTC	Polk	04/17/08	F02	*	*	1,069.19	\$147.80
24.	Polk	Transmontaigne	Manatee	MTC	Polk	04/18/08	F02	*	*	1,063.93	\$148.95
25.	Polk	Transmontaigne	Manatee	MTC	Polk	04/19/08	F02	*	*	887.10	\$148.95
26.	Phillips	Transmontaigne	Manatee	MTC	Phillips	04/04/08	F02	*	*	178.05	\$141.02
27.	Phillips	Transmontaigne	Manatee	MTC	Phillips	04/07/08	F02	*	*	182.67	\$144.68
28.	Phillips	Transmontaigne	Manatee	MTC	Phillips	04/07/08	F06	*	*	309.98	\$83.18
29.	Phillips	Transmontaigne	Manatee	MTC	Phillips	04/08/08	F06	*	*	311.47	\$82.93
30.	Phillips	Transmontaigne	Manatee	MTC	Phillips	04/09/08	F06	*	*	154.71	\$83.41
31.	Phillips	Transmontaigne	Manatee	MTC	Phillips	04/10/08	F06	*	*	775.29	\$83.08
32.	Phillips	Transmontaigne	Manatee	MTC	Phillips	04/11/08	F06	*	*	622.17	\$83.88
33.	Phillips	Transmontaigne	Manatee	MTC	Phillips	04/14/08	F06	*	*	469.33	\$84.48
34.	Phillips	Transmontaigne	Manatee	MTC	Phillips	04/15/08	F06	*	*	469.67	\$85.86
35.	Phillips	Transmontaigne	Manatee	MTC	Phillips	04/16/08	F06	*	*	619.95	\$86.01

\* No analysis Taken  
FPSC FORM 423-1 (2/87)


MONTHLY REPORT OF COST AND QUALITY OF FUEL OIL FOR ELECTRIC PLANTS  
ORIGIN, VOLUME, DELIVERED PRICE AND AS RECEIVED QUALITY

1. Reporting Month: April Year: 2008

2. Reporting Company: Tampa Electric Company

3. Name, Title & Telephone Number of Contact Person Concerning Data  
Submitted on this Form: Jeffrey Chronister, Assistant Controller  
(813) - 228 - 1609

4. Signature of Official Submitting Report:



Jeffrey Chronister, Assistant Controller

5. Date Completed: June 16, 2008

Line No. (a)	Plant Name (b)	Supplier Name (c)	Shipping Point (d)	Purchase Type (e)	Delivery Location (f)	Delivery Date (g)	Type Oil (h)	Sulfur Content % (i)	BTU Content (BTU/Gal) (j)	Volume (Bbls) (k)	Delivered Price (\$/Bbl) (l)
36.	Phillips	Transmontaigne	Manatee	MTC	Phillips	04/17/08	F06	*	*	465.95	\$85.46
37.	Phillips	Transmontaigne	Manatee	MTC	Phillips	04/18/08	F06	*	*	308.95	\$85.91
38.	Phillips	Transmontaigne	Manatee	MTC	Phillips	04/21/08	F06	*	*	309.96	\$87.36
39.	Phillips	Transmontaigne	Manatee	MTC	Phillips	04/22/08	F06	*	*	471.66	\$87.81
40.	Phillips	Transmontaigne	Manatee	MTC	Phillips	04/23/08	F06	*	*	157.98	\$87.77
41.	Phillips	Transmontaigne	Manatee	MTC	Phillips	04/24/08	F06	*	*	471.45	\$86.91
42.	Phillips	Transmontaigne	Manatee	MTC	Phillips	04/25/08	F06	*	*	311.45	\$88.01
43.	Phillips	Transmontaigne	Manatee	MTC	Phillips	04/28/08	F06	*	*	464.64	\$88.67
44.	Phillips	Transmontaigne	Manatee	MTC	Phillips	04/29/08	F06	*	*	157.93	\$87.22
45.	Phillips	Transmontaigne	Manatee	MTC	Phillips	04/30/08	F06	*	*	629.26	\$86.35

\* No analysis Taken  
FPSC FORM 423-1 (2/87)



MONTHLY REPORT OF COST AND QUALITY OF FUEL OIL FOR ELECTRIC PLANTS  
 DETAIL OF INVOICE AND TRANSPORTATION CHARGES

1. Reporting Month: April Year: 2008

2. Reporting Company: Tampa Electric Company

3. Name, Title & Telephone Number of Contact Person Concerning Data  
 Submitted on this Form: Jeffrey Chronister, Assistant Controller  
 (813) - 228 - 1609

4. Signature of Official Submitting Report:   
 Jeffrey Chronister, Assistant Controller

5. Date Completed: June 16, 2008

Line No.	Plant Name	Supplier Name	Delivery Location	Delivery Date	Type Oil	Volume (Bbls)	Invoice Price (\$/Bbl)	Invoice Amount \$	Discount \$	Net Amount \$	Net Price (\$/Bbl)	Quality Adjust. (\$/Bbl)	Effective Purchase Price (\$/Bbl)	Transport to Terminal (\$/Bbl)	Add'l Transport Charges (\$/Bbl)	Other Charges (\$/Bbl)	Delivered Price (\$/Bbl)
(a)	(b)	(c)	(d)	(e)	(f)	(g)	(h)	(i)	(j)	(k)	(l)	(m)	(n)	(o)	(p)	(q)	(r)
1.	Big Bend	Transmontaigne	Big Bend	04/01/08	F02	722.45	\$135.33	97,768.32	\$0.00	97,768.32	\$135.33	\$0.00	\$135.33	\$0.00	\$0.00	\$0.00	\$135.33
2.	Big Bend	Transmontaigne	Big Bend	04/02/08	F02	1,092.52	\$138.11	150,891.78	\$0.00	150,891.78	\$138.11	\$0.00	\$138.11	\$0.00	\$0.00	\$0.00	\$138.11
3.	Big Bend	Transmontaigne	Big Bend	04/03/08	F02	904.52	\$136.40	123,380.25	\$0.00	123,380.25	\$136.40	\$0.00	\$136.40	\$0.00	\$0.00	\$0.00	\$136.40
4.	Big Bend	Transmontaigne	Big Bend	04/04/08	F02	365.57	\$139.73	51,082.84	\$0.00	51,082.84	\$139.73	\$0.00	\$139.73	\$0.00	\$0.00	\$0.00	\$139.73
5.	Big Bend	Transmontaigne	Big Bend	04/07/08	F02	720.98	\$143.40	103,385.50	\$0.00	103,385.50	\$143.40	\$0.00	\$143.40	\$0.00	\$0.00	\$0.00	\$143.40
6.	Big Bend	Transmontaigne	Big Bend	04/21/08	F02	896.81	\$147.47	132,256.78	\$0.00	132,256.78	\$147.47	\$0.00	\$147.47	\$0.00	\$0.00	\$0.00	\$147.47
7.	Big Bend	Transmontaigne	Big Bend	04/22/08	F02	1,256.93	\$147.39	185,259.66	\$0.00	185,259.66	\$147.39	\$0.00	\$147.39	\$0.00	\$0.00	\$0.00	\$147.39
8.	Big Bend	Transmontaigne	Big Bend	04/23/08	F02	1,247.67	\$146.77	183,124.24	\$0.00	183,124.24	\$146.77	\$0.00	\$146.77	\$0.00	\$0.00	\$0.00	\$146.77
9.	Big Bend	Transmontaigne	Big Bend	04/24/08	F02	364.71	\$144.29	52,625.07	\$0.00	52,625.07	\$144.29	\$0.00	\$144.29	\$0.00	\$0.00	\$0.00	\$144.29
10.	Big Bend	Transmontaigne	Big Bend	04/25/08	F02	182.33	\$146.32	26,678.21	\$0.00	26,678.21	\$146.32	\$0.00	\$146.32	\$0.00	\$0.00	\$0.00	\$146.32
11.	Big Bend	Transmontaigne	Big Bend	04/29/08	F02	364.60	\$144.39	52,646.15	\$0.00	52,646.15	\$144.39	\$0.00	\$144.39	\$0.00	\$0.00	\$0.00	\$144.39
12.	Big Bend	Transmontaigne	Big Bend	04/30/08	F02	367.12	\$141.77	52,045.36	\$0.00	52,045.36	\$141.77	\$0.00	\$141.77	\$0.00	\$0.00	\$0.00	\$141.77
13.	Polk	Transmontaigne	Polk	04/01/08	F02	360.95	\$135.93	49,063.90	\$0.00	49,063.90	\$135.93	\$0.00	\$135.93	\$0.00	\$0.00	\$0.00	\$135.93
14.	Polk	Transmontaigne	Polk	04/04/08	F02	182.62	\$140.33	25,627.81	\$0.00	25,627.81	\$140.33	\$0.00	\$140.33	\$0.00	\$0.00	\$0.00	\$140.33
15.	Polk	Transmontaigne	Polk	04/08/08	F02	905.88	\$143.93	130,383.40	\$0.00	130,383.40	\$143.93	\$0.00	\$143.93	\$0.00	\$0.00	\$0.00	\$143.93
16.	Polk	Transmontaigne	Polk	04/09/08	F02	1,276.71	\$149.36	190,690.76	\$0.00	190,690.76	\$149.36	\$0.00	\$149.36	\$0.00	\$0.00	\$0.00	\$149.36
17.	Polk	Transmontaigne	Polk	04/10/08	F02	1,078.31	\$145.35	156,731.83	\$0.00	156,731.83	\$145.35	\$0.00	\$145.35	\$0.00	\$0.00	\$0.00	\$145.35
18.	Polk	Transmontaigne	Polk	04/11/08	F02	533.19	\$146.34	78,025.27	\$0.00	78,025.27	\$146.34	\$0.00	\$146.34	\$0.00	\$0.00	\$0.00	\$146.34
19.	Polk	Transmontaigne	Polk	04/12/08	F02	902.52	\$146.34	132,072.24	\$0.00	132,072.24	\$146.34	\$0.00	\$146.34	\$0.00	\$0.00	\$0.00	\$146.34

\* No analysis Taken  
 FPSC FORM 423-1(a) (2/87)


DECLASSIFIED

CONFIDENTIAL

\*\* SPECIFIED CONFIDENTIAL \*\*  
 MONTHLY REPORT OF COST AND QUALITY OF FUEL OIL FOR ELECTRIC PLANTS  
 DETAIL OF INVOICE AND TRANSPORTATION CHARGES

1. Reporting Month: April Year: 2008  
 2. Reporting Company: Tampa Electric Company

3. Name, Title & Telephone Number of Contact Person Concerning Data  
 Submitted on this Form: Jeffrey Chronister, Assistant Controller  
 (813) - 228 - 1609

4. Signature of Official Submitting Report:   
 Jeffrey Chronister, Assistant Controller

5. Date Completed: June 16, 2008

Line No.	Plant Name	Supplier Name	Delivery Location	Delivery Date	Type Oil	Volume (Bbls)	Invoice Price (\$/Bbl)	Invoice Amount \$	Discount \$	Net Amount \$	Net Price (\$/Bbl)	Quality Adjust. (\$/Bbl)	Effective Purchase Price (\$/Bbl)	Transport to Terminal (\$/Bbl)	Add'l Transport Charges (\$/Bbl)	Other Charges (\$/Bbl)	Delivered Price (\$/Bbl)
(a)	(b)	(c)	(d)	(e)	(f)	(g)	(h)	(i)	(j)	(k)	(l)	(m)	(n)	(o)	(p)	(q)	(r)
20.	Polk	Transmontaigne	Polk	04/13/08	F02	532.79	\$146.34	77,966.04	\$0.00	77,966.04	\$146.34	\$0.00	\$146.34	\$0.00	\$0.00	\$0.00	\$146.34
21.	Polk	Transmontaigne	Polk	04/15/08	F02	1,087.36	\$149.33	162,380.85	\$0.00	162,380.85	\$149.33	\$0.00	\$149.33	\$0.00	\$0.00	\$0.00	\$149.33
22.	Polk	Transmontaigne	Polk	04/16/08	F02	1,068.52	\$149.51	159,752.41	\$0.00	159,752.41	\$149.51	\$0.00	\$149.51	\$0.00	\$0.00	\$0.00	\$149.51
23.	Polk	Transmontaigne	Polk	04/17/08	F02	1,069.19	\$147.80	158,028.89	\$0.00	158,028.89	\$147.80	\$0.00	\$147.80	\$0.00	\$0.00	\$0.00	\$147.80
24.	Polk	Transmontaigne	Polk	04/18/08	F02	1,063.93	\$148.95	158,475.54	\$0.00	158,475.54	\$148.95	\$0.00	\$148.95	\$0.00	\$0.00	\$0.00	\$148.95
25.	Polk	Transmontaigne	Polk	04/19/08	F02	887.10	\$148.95	132,135.67	\$0.00	132,135.67	\$148.95	\$0.00	\$148.95	\$0.00	\$0.00	\$0.00	\$148.95
26.	Phillips	Transmontaigne	Phillips	04/04/08	F02	178.05	\$141.02	25,108.17	\$0.00	25,108.17	\$141.02	\$0.00	\$141.02	\$0.00	\$0.00	\$0.00	\$141.02
27.	Phillips	Transmontaigne	Phillips	04/07/08	F02	182.67	\$144.68	26,428.54	\$0.00	26,428.54	\$144.68	\$0.00	\$144.68	\$0.00	\$0.00	\$0.00	\$144.68
28.	Phillips	Transmontaigne	Phillips	04/07/08	F06	309.98	\$83.18	25,785.67	\$0.00	25,785.67	\$83.18	\$0.00	\$83.18	\$0.00	\$0.00	\$0.00	\$83.18
29.	Phillips	Transmontaigne	Phillips	04/08/08	F06	311.47	\$82.93	25,831.76	\$0.00	25,831.76	\$82.93	\$0.00	\$82.93	\$0.00	\$0.00	\$0.00	\$82.93
30.	Phillips	Transmontaigne	Phillips	04/09/08	F06	154.71	\$83.41	12,904.35	\$0.00	12,904.35	\$83.41	\$0.00	\$83.41	\$0.00	\$0.00	\$0.00	\$83.41
31.	Phillips	Transmontaigne	Phillips	04/10/08	F06	775.29	\$83.08	64,414.94	\$0.00	64,414.94	\$83.08	\$0.00	\$83.08	\$0.00	\$0.00	\$0.00	\$83.08
32.	Phillips	Transmontaigne	Phillips	04/11/08	F06	622.17	\$83.88	52,190.68	\$0.00	52,190.68	\$83.88	\$0.00	\$83.88	\$0.00	\$0.00	\$0.00	\$83.88
33.	Phillips	Transmontaigne	Phillips	04/14/08	F06	469.33	\$84.48	39,651.33	\$0.00	39,651.33	\$84.48	\$0.00	\$84.48	\$0.00	\$0.00	\$0.00	\$84.48
34.	Phillips	Transmontaigne	Phillips	04/15/08	F06	469.67	\$85.86	40,325.84	\$0.00	40,325.84	\$85.86	\$0.00	\$85.86	\$0.00	\$0.00	\$0.00	\$85.86
35.	Phillips	Transmontaigne	Phillips	04/16/08	F06	619.95	\$86.01	53,321.88	\$0.00	53,321.88	\$86.01	\$0.00	\$86.01	\$0.00	\$0.00	\$0.00	\$86.01

\* No analysis Taken  
 FPSC FORM 423-1(a) (2/87)

**DECLASSIFIED**

CONFIDENTIAL




MONTHLY REPORT OF COST AND QUALITY OF FUEL OIL FOR ELECTRIC PLANTS  
 DETAIL OF INVOICE AND TRANSPORTATION CHARGES

1. Reporting Month: April Year: 2008

2. Reporting Company: Tampa Electric Company

3. Name, Title & Telephone Number of Contact Person Concerning Data  
 Submitted on this Form: Jeffrey Chronister, Assistant Controller  
 (813) - 228 - 1609

4. Signature of Official Submitting Report:



Jeffrey Chronister, Assistant Controller

5. Date Completed: June 16, 2008

Line No.	Plant Name	Supplier Name	Delivery Location	Delivery Date	Type Oil	Volume (Bbls)	Invoice Price (\$/Bbl)	Invoice Amount \$	Discount \$	Net Amount \$	Net Price (\$/Bbl)	Quality Adjust. (\$/Bbl)	Effective Purchase Price (\$/Bbl)	Transport to Terminal (\$/Bbl)	Add'l Transport Charges (\$/Bbl)	Other Charges (\$/Bbl)	Delivered Price (\$/Bbl)
(a)	(b)	(c)	(d)	(e)	(f)	(g)	(h)	(i)	(j)	(k)	(l)	(m)	(n)	(o)	(p)	(q)	(r)
36.	Phillips	Transmontaigne	Phillips	04/17/08	F06	465.95	\$85.46	39,820.04	\$0.00	39,820.04	\$85.46	\$0.00	\$85.46	\$0.00	\$0.00	\$0.00	\$85.46
37.	Phillips	Transmontaigne	Phillips	04/19/08	F06	308.95	\$85.91	26,541.88	\$0.00	26,541.88	\$85.91	\$0.00	\$85.91	\$0.00	\$0.00	\$0.00	\$85.91
38.	Phillips	Transmontaigne	Phillips	04/21/08	F06	309.96	\$87.36	27,078.09	\$0.00	27,078.09	\$87.36	\$0.00	\$87.36	\$0.00	\$0.00	\$0.00	\$87.36
39.	Phillips	Transmontaigne	Phillips	04/22/08	F06	471.66	\$87.81	41,416.45	\$0.00	41,416.45	\$87.81	\$0.00	\$87.81	\$0.00	\$0.00	\$0.00	\$87.81
40.	Phillips	Transmontaigne	Phillips	04/23/08	F06	157.98	\$87.77	13,865.12	\$0.00	13,865.12	\$87.77	\$0.00	\$87.77	\$0.00	\$0.00	\$0.00	\$87.77
41.	Phillips	Transmontaigne	Phillips	04/24/08	F06	471.45	\$86.91	40,973.70	\$0.00	40,973.70	\$86.91	\$0.00	\$86.91	\$0.00	\$0.00	\$0.00	\$86.91
42.	Phillips	Transmontaigne	Phillips	04/25/08	F06	311.45	\$88.01	27,410.68	\$0.00	27,410.68	\$88.01	\$0.00	\$88.01	\$0.00	\$0.00	\$0.00	\$88.01
43.	Phillips	Transmontaigne	Phillips	04/28/08	F06	464.64	\$88.67	41,199.60	\$0.00	41,199.60	\$88.67	\$0.00	\$88.67	\$0.00	\$0.00	\$0.00	\$88.67
44.	Phillips	Transmontaigne	Phillips	04/29/08	F06	157.93	\$87.22	13,774.64	\$0.00	13,774.64	\$87.22	\$0.00	\$87.22	\$0.00	\$0.00	\$0.00	\$87.22
45.	Phillips	Transmontaigne	Phillips	04/30/08	F06	629.26	\$86.35	54,339.70	\$0.00	54,339.70	\$86.35	\$0.00	\$86.35	\$0.00	\$0.00	\$0.00	\$86.35

\* No analysis Taken  
 FPSC FORM 423-1(a) (2/87)


**DECLASSIFIED**

CONFIDENTIAL

MONTHLY REPORT OF COST AND QUALITY OF FUEL OIL FOR ELECTRIC PLANTS  
REPORT OF ADJUSTMENTS TO PREVIOUS OIL DELIVERIES

1. Reporting Month: April Year: 2008  
2. Reporting Company: Tampa Electric Company

3. Name, Title & Telephone Number of Contact Person Concerning Data  
Submitted on this Form: Jeffrey Chronister, Assistant Controller Financial Reporting  
(813) - 228 - 1609

4. Signature of Official Submitting Report:   
Jeffrey Chronister, Assistant Controller

5. Date Completed: June 16, 2008

Line No. (a)	Month Reported (b)	Form Plant Name (c)	Supplier (d)	Original Line Number (e)	Old Volume (Bbls) (f)	Form No. (g)	Column Designator & Title (h)	Old Value (i)	New Value (j)	New Delivered Price (\$/Bbls) (k)	Reason for Revision (l)
1. None											




MONTHLY REPORT OF COST AND QUALITY OF COAL FOR ELECTRIC PLANTS  
ORIGIN, TONNAGE, DELIVERED PRICE AND AS RECEIVED QUALITY

1. Reporting Month: April Year: 2008

2. Reporting Company: Tampa Electric Company

3. Plant Name: United Maritime Group - Big Bend Station (1)

4. Name, Title & Telephone Number of Contact Person Concerning Data  
Submitted on this Form: Jeffrey Chronister, Assistant Controller  
(813) 228 - 1609

5. Signature of Official Submitting Form:   
Jeffrey Chronister, Assistant Controller

6. Date Completed: June 16, 2008

Line No. (a)	Supplier Name (b)	Mine Location (c)	Purchase Type (d)	Transport Mode (e)	Tons (f)	Effective Purchase Price (\$/Ton) (g)	Total Transport Charges (\$/Ton) (h)	Delivered Price Transfer Facility (\$/Ton) (i)	As Received Coal Quality			
									Sulfur Content % (j)	BTU Content (BTU/lb) (k)	Ash Content % (l)	Moisture Content % (m)
1.	Alliance Coal	10,IL,193	LTC	RB	54,780.21	\$36.73	\$13.14	\$49.87	2.65	11,653	7.04	12.70
2.	Coal Sales	10,IL,157	LTC	RB	36,333.00	\$34.09	\$13.58	\$47.67	2.95	10,998	8.83	13.54
3.	Dodge Hill Mining	9,KY,225	LTC	RB	14,995.40	\$43.60	\$12.66	\$56.26	3.11	12,220	10.29	7.36
4.	Dodge Hill Mining	10,IL,165	LTC	RB	31,819.60	\$43.11	\$12.75	\$55.86	3.11	12,220	10.29	7.36
5.	Dodge Hill Mining	9,KY,225	LTC	RB	15,031.80	\$43.60	\$12.65	\$56.25	3.11	12,220	10.29	7.36
6.	Knight Hawk	10,IL,77&145	S	RB	30,070.91	\$27.88	\$13.68	\$41.56	2.98	11,077	8.71	13.52
7.	Oxbow Mining	17,CO,51	LTC	RB	35,907.55	\$66.65	\$11.19	\$77.84	0.40	11,901	10.11	8.35
8.	Coal Sales	10,IL,165	LTC	RB	17,012.00	\$42.54	\$12.75	\$55.29	2.86	12,216	8.74	8.67
9.	Coal Sales	10,IL,165	LTC	RB	37,338.90	\$45.04	\$12.65	\$57.69	2.86	12,216	8.74	8.67
10.	Dodge Hill Mining	9,KY,225	LTC	RB	18,402.00	\$44.10	\$12.66	\$56.76	2.39	12,706	9.37	6.66
11.	Knight Hawk	10,IL,77&145	LTC	RB	16,557.33	\$32.32	\$13.68	\$46.00	3.11	11,248	8.90	12.32
12.	SMCC	9, KY, 233	S	RB	27,003.80	\$35.00	\$14.55	\$49.55	2.94	11,714	10.41	9.61
13.	Dodge Hill Mining	9,KY,225	LTC	RB	29,347.50	\$41.71	\$12.66	\$54.37	2.42	12,623	9.73	6.75
14.	Phoenix	9,KY,177	S	RB	12,432.10	\$31.82	\$15.24	\$47.06	3.59	11,346	10.28	10.99

(1) As TECO Bulk Terminal Transfer Facility is a central storage site for coal prior to its delivery to the power plant, the coal from suppliers noted on this schedule is delivered to Big Bend Station but coal ultimately delivered to Polk Station

**DECLASSIFIED**

CONFIDENTIAL


MONTHLY REPORT OF COST AND QUALITY OF COAL FOR ELECTRIC PLANTS  
 DETAILED PURCHASED COAL INVOICE INFORMATION

1. Reporting Month: April Year: 2008

2. Reporting Company: Tampa Electric Company

3. Plant Name: United Maritime Group - Big Bend Station (1)

4. Name, Title & Telephone Number of Contact Person Concerning Data  
 Submitted on this Form: Jeffrey Chronister, Assistant Controller  
 (813) - 228 - 1609

5. Signature of Official Submitting Form:   
 Jeffrey Chronister, Assistant Controller

6. Date Completed: June 16, 2008

Line No. (a)	Supplier Name (b)	Mine Location (c)	Purchase Type (d)	Tons (e)	F.O.B.(2) Mine Price (\$/Ton) (f)	Shorthaul & Loading Charges (\$/Ton) (g)	Original Invoice Price (\$/Ton) (h)	Retro-active Price Adjustments (\$/Ton) (i)	Base Price (\$/Ton) (j)	Quality Adjustments (\$/Ton) (k)	Effective Purchase Price (\$/Ton) (l)
1.	Alliance Coal	10,IL,193	LTC	54,780.21	N/A	\$0.00	\$35.96	\$0.77	\$36.73	\$0.00	\$36.73
2.	Coal Sales	10,IL,157	LTC	36,333.00	N/A	\$0.00	\$31.78	\$0.04	\$31.82	\$2.27	\$34.09
3.	Dodge Hill Mining	9,KY,225	LTC	14,995.40	N/A	\$0.00	\$43.53	\$0.07	\$43.60	\$0.00	\$43.60
4.	Dodge Hill Mining	10,IL,165	LTC	31,319.60	N/A	\$0.00	\$43.11	\$0.00	\$43.11	\$0.00	\$43.11
5.	Dodge Hill Mining	9,KY,225	LTC	18,031.80	N/A	\$0.00	\$43.54	\$0.06	\$43.60	\$0.00	\$43.60
6.	Knight Hawk	10,IL,77&145	S	30,070.91	N/A	\$0.00	\$28.50	\$0.00	\$28.50	(\$0.62)	\$27.88
7.	Oxbow Mining	17,CO,51	LTC	31,937.55	N/A	\$0.00	\$63.52	\$3.12	\$66.64	\$0.01	\$66.65
8.	Coal Sales	10,IL,165	LTC	17,942.00	N/A	\$0.00	\$41.50	\$0.00	\$41.50	\$1.04	\$42.54
9.	Coal Sales	10,IL,165	LTC	37,338.90	N/A	\$0.00	\$41.50	\$2.50	\$44.00	\$1.04	\$45.04
10.	Dodge Hill Mining	9,KY,225	LTC	18,432.00	N/A	\$0.00	\$44.10	\$0.00	\$44.10	\$0.00	\$44.10
11.	Knight Hawk	10,IL,77&145	LTC	16,557.33	N/A	\$0.00	\$31.32	\$0.33	\$31.65	\$0.67	\$32.32
12.	SMCC	9, KY, 233	S	27,003.80	N/A	\$0.00	\$35.00	\$0.00	\$35.00	\$0.00	\$35.00
13.	Dodge Hill Mining	9,KY,225	LTC	29,347.50	N/A	\$0.00	\$41.71	\$0.00	\$41.71	\$0.00	\$41.71
14.	Phoenix	9,KY,177	S	12,432.10	N/A	\$0.00	\$32.05	\$0.00	\$32.05	(\$0.23)	\$31.82

(1) As TECO Bulk Terminal Transfer Facility is a central storage site for coal prior to its delivery to the power plant, the coal from suppliers noted on this schedule is delivered to Big Bend Station but could ultimately be delivered to Polk Station.

(2) Tampa Electric purchases coal F.O.B. shipping point or F.O.B. destination

**DECLASSIFIED**  
**CONFIDENTIAL**

MONTHLY REPORT OF COST AND QUALITY OF COAL FOR ELECTRIC PLANTS  
DETAIL OF TRANSPORTATION CHARGES

- 1. Reporting Month: April Year: 2008
- 2. Reporting Company: Tampa Electric Company
- 3. Plant Name: United Maritime Group - Big Bend Station (1)

4. Name, Title & Telephone Number of Contact Person Concerning Data  
Submitted on this Form: Jeffrey Chronister, Assistant Controller  
(813) 228 - 1609

5. Signature of Official Submitting Form:

*Jeffrey Chronister*  
Jeffrey Chronister, Assistant Controller

6. Date Completed: June 16, 2008


Line No. (a)	Supplier Name (b)	Mine Location (c)	Shipping Point (d)	Transport Mode (e)	Tons (f)	(2) Effective Purchase Price (\$/Ton) (g)	Add'l Shorthaul & Loading Charges (\$/Ton) (h)	Rail Rate (\$/Ton) (i)	Other Rail Charges (\$/Ton) (j)	River Barge Rate (\$/Ton) (k)	Trans-loading Rate (\$/Ton) (l)	Ocean Barge Rate (\$/Ton) (m)	Other Water Charges (\$/Ton) (n)	Other Related Charges (\$/Ton) (o)	Total Transportation Charges (\$/Ton) (p)	Delivered Price Transfer Facility (\$/Ton) (q)
1.	Alliance Coal	10,IL,193	White Cnty., IL	RB	54,780.21	\$36.73	\$0.00	\$0.00	\$0.00	\$13.14	\$0.00	\$0.00	\$0.00	\$0.00	\$13.14	\$49.87
2.	Coal Sales	10,IL,157	Randolph Cnty., IL	RB	36,333.00	\$34.09	\$0.00	\$0.00	\$0.00	\$13.58	\$0.00	\$0.00	\$0.00	\$0.00	\$13.58	\$47.67
3.	Dodge Hill Mining	9,KY,225	Union Cnty., KY	RB	14,995.40	\$43.60	\$0.00	\$0.00	\$0.00	\$12.66	\$0.00	\$0.00	\$0.00	\$0.00	\$12.66	\$56.26
4.	Dodge Hill Mining	10,IL,165	Saline Cnty., IL	RB	31,819.60	\$43.11	\$0.00	\$0.00	\$0.00	\$12.75	\$0.00	\$0.00	\$0.00	\$0.00	\$12.75	\$55.86
5.	Dodge Hill Mining	9,KY,225	Union Cnty., KY	RB	15,031.80	\$43.60	\$0.00	\$0.00	\$0.00	\$12.65	\$0.00	\$0.00	\$0.00	\$0.00	\$12.65	\$56.25
6.	Knight Hawk	10,IL,77&145	Jackson & Perry Cnty., IL	RB	30,070.91	\$27.88	\$0.00	\$0.00	\$0.00	\$13.68	\$0.00	\$0.00	\$0.00	\$0.00	\$13.68	\$41.56
7.	Oxbow Mining	17,CO,51	Gunnison Cnty., CO	RB	35,907.55	\$66.65	\$0.00	\$0.00	\$0.00	\$11.19	\$0.00	\$0.00	\$0.00	\$0.00	\$11.19	\$77.84
8.	Coal Sales	10,IL,165	Saline Cnty., IL	RB	17,012.00	\$42.54	\$0.00	\$0.00	\$0.00	\$12.75	\$0.00	\$0.00	\$0.00	\$0.00	\$12.75	\$55.29
9.	Coal Sales	10,IL,165	Saline Cnty., IL	RE	37,338.90	\$45.04	\$0.00	\$0.00	\$0.00	\$12.65	\$0.00	\$0.00	\$0.00	\$0.00	\$12.65	\$57.69
10.	Dodge Hill Mining	9,KY,225	Union Cnty, KY	RE	18,402.00	\$44.10	\$0.00	\$0.00	\$0.00	\$12.66	\$0.00	\$0.00	\$0.00	\$0.00	\$12.66	\$56.76
11.	Knight Hawk	10,IL,77&145	Jackson & Perry Cnty., IL	RB	16,557.33	\$32.32	\$0.00	\$0.00	\$0.00	\$13.68	\$0.00	\$0.00	\$0.00	\$0.00	\$13.68	\$46.00
12.	SMCC	9, KY, 233	Webster Cnty., KY	RB	27,003.80	\$35.00	\$0.00	\$0.00	\$0.00	\$14.55	\$0.00	\$0.00	\$0.00	\$0.00	\$14.55	\$49.55
13.	Dodge Hill Mining	9,KY,225	Union Cnty., KY	RB	29,347.50	\$41.71	\$0.00	\$0.00	\$0.00	\$12.66	\$0.00	\$0.00	\$0.00	\$0.00	\$12.66	\$54.37
14.	Phoenix	9,KY,177	Muhlenberg Cnty., KY	RB	12,432.10	\$31.82	\$0.00	\$0.00	\$0.00	\$15.24	\$0.00	\$0.00	\$0.00	\$0.00	\$15.24	\$47.06

(1) As TECO Bulk Terminal Transfer Facility is a central storage site for coal prior to its delivery to the power plant, the coal from suppliers noted on this schedule is delivered to Big Bend Station but could ultimately be delivered to Polk Station.

(2) Tampa Electric purchases coal F.O.B. shipping point or F.O.B. destination.

**\*\* SPECIFIED CONFIDENTIAL \*\***

MONTHLY REPORT OF COST AND QUALITY OF COAL FOR ELECTRIC PLANTS  
ORIGIN, TONNAGE, DELIVERED PRICE AND AS RECEIVED QUALITY

- 1. Reporting Month: April Year: 2008
- 2. Reporting Company: Tampa Electric Company
- 3. Plant Name: United Maritime Group Transfer Facility - Polk Station (1)
- 4. Name, Title & Telephone Number of Contact Person Concerning Data Submitted on this Form: Jeffrey Chronister, Assistant Controller (813) 228 - 1609
- 5. Signature of Official Submitting Form:  Jeffrey Chronister, Assistant Controller
- 6. Date Completed: June 16, 2008

Line No. (a)	Supplier Name (b)	Mine Location (c)	Purchase Type (d)	Transport Mode (e)	Tons (f)	Effective Purchase Price (\$/Ton) (g)	Total Transport Charges (\$/Ton) (h)	Delivered Price Transfer Facility (\$/Ton) (i)	As Received Coal Quality			
									Sulfur Content % (j)	BTU Content (BTU/lb) (k)	Ash Content % (l)	Moisture Content % (m)
1.	Oxbow Petcoke	N/A	S	RB	68,684.13	\$35.50	\$4.69	\$40.19	4.96	14,268	0.34	5.78

(1) As United Maritime Group Transfer Facility is a central storage site for coal prior to its delivery to the power plant, the coal from suppliers noted on this schedule is delivered to Polk Station but could ultimately be delivered to Big Bend Station.

**DECLASSIFIED**

CONFIDENTIAL



**\*\* SPECIFIED CONFIDENTIAL \*\***

FPSC Form 423-2(a)

MONTHLY REPORT OF COST AND QUALITY OF COAL FOR ELECTRIC PLANTS  
DETAILED PURCHASED COAL INVOICE INFORMATION


1. Reporting Month: April Year: 2008

2. Reporting Company: Tampa Electric Company

3. Plant Name: United Maritime Group Transfer Facility - Polk Station (1)

4. Name, Title & Telephone Number of Contact Person Concerning Data  
Submitted on this Form: Jeffrey Chronister, Assistant Controller  
(813) - 228 - 1609

5. Signature of Official Submitting Form:



Jeffrey Chronister, Assistant Controller

6. Date Completed: June 16, 2008

Line No. (a)	Supplier Name (b)	Mine Location (c)	Purchase Type (d)	Tons (e)	F.O.B.(2) Mine Price (\$/Ton) (f)	Shorthaul & Loading Charges (\$/Ton) (g)	Original Invoice Price (\$/Ton) (h)	Retro-active Price Adjustments (\$/Ton) (i)	Base Price (\$/Ton) (j)	Quality Adjustments (\$/Ton) (k)	Effective Purchase Price (\$/Ton) (l)
1.	Oxbow Petcoke	N/A	S	68,684.13	N/A	\$0.00	\$35.50	\$0.00	\$35.50	\$0.00	\$35.50

(1) As United Maritime Group Transfer Facility is a central storage site for coal prior to its delivery to the power plant, the coal from suppliers noted on this schedule is delivered to Polk Station but could ultimately be delivered to Big Bend Station.

(2) Tampa Electric purchases coal F.O.B. shipping point or F.O.B. destination.

**DECLASSIFIED**  
CONFIDENTIAL

**\*\* SPECIFIED CONFIDENTIAL \*\***

MONTHLY REPORT OF COST AND QUALITY OF COAL FOR ELECTRIC PLANTS  
 DETAIL OF TRANSPORTATION CHARGES


1. Reporting Month: April Year: 2008

2. Reporting Company: Tampa Electric Company

3. Plant Name: United Maritime Group Transfer Facility - Polk Station (1)

4. Name, Title & Telephone Number of Contact Person Concerning Data  
 Submitted on this Form: Jeffrey Chronister, Assistant Controller  
 (813) 228 - 1609

5. Signature of Official Submitting Form



Jeffrey Chronister, Assistant Controller

6. Date Completed: June 16, 2008

Line No. (a)	Supplier Name (b)	Mine Location (c)	Shipping Point (d)	Transport Mode (e)	Tons (f)	(2) Effective Purchase Price (\$/Ton) (g)	Add'l Shorthaul & Loading Charges (\$/Ton) (h)	Rail Charges		Waterborne Charges					Total Transportation Charges (\$/Ton) (p)	Delivered Price Transfer Facility (\$/Ton) (q)
								Rail Rate (\$/Ton) (i)	Other Rail Charges (\$/Ton) (j)	River Barge Rate (\$/Ton) (k)	Trans-loading Rate (\$/Ton) (l)	Ocean Barge Rate (\$/Ton) (m)	Other Water Charges (\$/Ton) (n)	Other Related Charges (\$/Ton) (o)		
1.	Oxbow Petcoke	N/A	Davant, La.	RB	68,684.13	\$35.50	\$0.00	\$0.00	\$0.00	\$4.69	\$0.00	\$0.00	\$0.00	\$0.00	\$4.69	\$40.19

(1) As United Maritime Group Transfer Facility is a central storage site for coal prior to its delivery to the power plant, the coal from suppliers noted on this schedule is delivered to Polk Station but could ultimately be delivered to Big Bend Station.

**DECLASSIFIED**

CONFIDENTIAL

FPSC Form 423-2


MONTHLY REPORT OF COST AND QUALITY OF COAL FOR ELECTRIC PLANTS  
ORIGIN, TONNAGE DELIVERED PRICE AND AS RECEIVED QUALITY

1. Reporting Month: April Year: 2008

2. Reporting Company: Tampa Electric Company

3. Plant Name: Big Bend Station (1)

4. Name, Title & Telephone Number of Contact Person Concerning Data  
Submitted on this Form: Jeffrey Chronister, Assistant Controller  
(813) 228 - 1609

5. Signature of Official Submitting Form:   
Jeffrey Chronister, Assistant Controller

6. Date Completed: June 16, 2008

Line No. (a)	Supplier Name (b)	Mine Location (c)	Purchase Type (d)	Transport Mode (e)	Tons (f)	Effective Purchase Price (\$/Ton) (g)	Total Transport Charges (\$/Ton) (h)	FOB Plant Price (\$/Ton) (i)	As Received Coal Quality			
									Sulfur Content % (j)	BTU Content (BTU/lb) (k)	Ash Content % (l)	Moisture Content % (m)
1.	Transfer Facility - Big Bend	N/A	N/A	OB	269,888.00	\$53.19	\$13.32	\$66.51	2.74	11,886	8.85	10.18
2.	Transfer Facility - Polk	N/A	N/A	OB	61,804.00	\$60.76	\$13.33	\$74.09	2.66	12,785	5.47	8.34
3.	City of Lakeland	N/A	S	OB	6,848.30	\$75.00	\$0.00	\$75.00	1.18	11,798	11.14	7.34

(1) This page includes all coal delivered to Big Bend for use at Big Bend or Polk Effective with the January 2008 filing.

**DECLASSIFIED**

CONFIDENTIAL

MONTHLY REPORT OF COST AND QUALITY OF COAL FOR ELECTRIC PLANTS  
 DETAILED PURCHASED COAL INVOICE INFORMATION

1. Reporting Month: April Year: 2008  
 2. Reporting Company: Tampa Electric Company  
 3. Plant Name: Big Bend Station

4. Name, Title & Telephone Number of Contact Person Concerning Data  
 Submitted on this Form: Jeffrey Chronister, Assistant Controller  
 (813) 228 - 1609

5. Signature of Official Submitting Form:   
 Jeffrey Chronister, Assistant Controller

6. Date Completed: June 16, 2008

Line No. (a)	Supplier Name (b)	Mine Location (c)	Purchase Type (d)	Tons (e)	F.O.B. Mine Price (\$/Ton) (f)	Shorthaul & Loading Charges (\$/Ton) (g)	Original Invoice Price (\$/Ton) (h)	Retro-active Price Adjustments (\$/Ton) (i)	Base Price (\$/Ton) (j)	Quality Adjustments (\$/Ton) (k)	Effective Purchase Price (\$/Ton) (l)
1.	Transfer Facility - Big Bend	N/A	N/A	269,888.00	N/A	\$0.00	\$53.19	\$0.00	\$53.19	\$0.00	\$53.19
2.	Transfer Facility - Polk	N/A	N/A	61,304.00	N/A	\$0.00	\$60.76	\$0.00	\$60.76	\$0.00	\$60.76
3.	City of Lakeland	N/A	S	6,848.30	N/A	\$0.00	\$75.00	\$0.00	\$75.00	\$0.00	\$75.00

**DECLASSIFIED**

CONFIDENTIAL



MONTHLY REPORT OF COST AND QUALITY OF COAL FOR ELECTRIC PLANTS  
 DETAIL OF TRANSPORTATION CHARGES

1. Reporting Month: April Year: 2008  
 2. Reporting Company: Tampa Electric Company  
 3. Plant Name: Big Bend Station (1)

4. Name, Title & Telephone Number of Contact Person Concerning Data  
 Submitted on this Form: Jeffrey Chronister, Assistant Controller  
 (813) 228 - 1609

5. Signature of Official Submitting Form:   
 Jeffrey Chronister, Assistant Controller

6. Date Completed: June 16, 2008

Line No. (a)	Supplier Name (b)	Mine Location (c)	Shipping Point (d)	Transport Mode (e)	Tons (f)	Effective Purchase Price (\$/Ton) (g)	Add'l Shorthaul & Loading Charges (\$/Ton) (h)	Rail Charges		Waterborne Charges					Total Transportation Charges (\$/Ton) (p)	FOB Plant Price (\$/Ton) (q)
								Rail Rate (\$/Ton) (i)	Other Rail Charges (\$/Ton) (j)	River Barge Rate (\$/Ton) (k)	Trans-loading Rate (\$/Ton) (l)	Ocean Barge Rate (\$/Ton) (m)	Other Water Charges (\$/Ton) (n)	Other Related Charges (\$/Ton) (o)		
1.	Transfer Facility - Big Bend	N/A	Davant, La.	CB	269,888.00	\$53.19	\$0.00	\$0.00	\$0.00	\$0.00	\$0.00	\$13.32	\$0.00	\$0.00	\$13.32	\$65.51
2.	Transfer Facility - Polk	N/A	Davant, La.	CB	61,804.00	\$60.76	\$0.00	\$0.00	\$0.00	\$0.00	\$0.00	\$13.33	\$0.00	\$0.00	\$13.33	\$74.09
3.	City of Lakeland	N/A	N/A	OB	6,848.30	\$75.00	\$0.00	\$0.00	\$0.00	\$0.00	\$0.00	\$0.00	\$0.00	\$0.00	\$0.00	\$75.00

(1) The Ocean Barge Rate (\$/Ton) reported in column (m) includes terminal charges incurred at TECO Bulk Terminal and ocean shipping charges.


**DECLASSIFIED**  
**CONFIDENTIAL**

**\*\* SPECIFIED CONFIDENTIAL \*\***

MONTHLY REPORT OF COST AND QUALITY OF COAL FOR ELECTRIC PLANTS  
ORIGIN, TONNAGE, DELIVERED PRICE AND AS RECEIVED QUALITY

- 1. Reporting Month: April Year: 2008
- 2. Reporting Company: Tampa Electric Company
- 3. Plant Name: Polk Station (1)

4. Name, Title & Telephone Number of Contact Person Concerning Data  
Submitted on this Form: Jeffrey Chronister, Assistant Controller  
(813) 228 - 1609

5. Signature of Official Submitting Form:   
Jeffrey Chronister, Assistant Controller

6. Date Completed: June 16, 2008

Line No. (a)	Supplier Name (b)	Mine Location (c)	Purchase Type (d)	Transport Mode (e)	Tons (f)	Effective Purchase Price (\$/Ton) (g)	Total Transport Charges (\$/Ton) (h)	FOB Plant Price (\$/Ton) (i)	As Received Coal Quality			
									Sulfur Content % (j)	BTU Content (BTU/lb) (k)	Ash Content % (l)	Moisture Content % (m)
1.	Transfer facility	N/A	N/A	OB	24,611.59	\$0.00	\$4.60	\$4.60	-	-	-	-

(1) This page includes coal received at Big Bend and subsequently trucked to Polk.  
Effective with the January 2008 filing

**DECLASSIFIED**

CONFIDENTIAL

**\*\* SPECIFIED CONFIDENTIAL \*\***

MONTHLY REPORT OF COST AND QUALITY OF COAL FOR ELECTRIC PLANTS  
 DETAILED PURCHASED COAL INVOICE INFORMATION

1. Reporting Month: April Year: 2008

2. Reporting Company: Tampa Electric Company

3. Plant Name: Polk Station

4. Name, Title & Telephone Number of Contact Person Concerning Data  
 Submitted on this Form: Jeffrey Chronister, Assistant Controller  
 (813) 228 - 1609

5. Signature of Official Submitting Form:   
 Jeffrey Chronister, Assistant Controller

6. Date Completed: June 16, 2008

Line No. (a)	Supplier Name (b)	Mine Location (c)	Purchase Type (d)	Tons (e)	F.O.B. Mine Price (\$/Ton) (f)	Shorthaul & Loading Charges (\$/Ton) (g)	Original Invoice Price (\$/Ton) (h)	Retro-active Price Adjustments (\$/Ton) (i)	Base Price (\$/Ton) (j)	Quality Adjustments (\$/Ton) (k)	Effective Purchase Price (\$/Ton) (l)
1.	Transfer facility	N/A	N/A	246,159	N/A	\$0.00	\$0.00	\$0.00	\$0.00	\$0.00	\$0.00

**DECLASSIFIED**

CONFIDENTIAL

**\*\* SPECIFIED CONFIDENTIAL \*\***

FPSC Form 423-2(b)

MONTHLY REPORT OF COST AND QUALITY OF COAL FOR ELECTRIC PLANTS  
DETAIL OF TRANSPORTATION CHARGES


1. Reporting Month: April Year: 2008

2. Reporting Company: Tampa Electric Company

3. Plant Name: Polk Station (1)

4. Name, Title & Telephone Number of Contact Person Concerning Data  
Submitted on this Form: Jeffrey Chronister, Assistant Controller  
(813) 228 - 1609

5. Signature of Official Submitting Form



Jeffrey Chronister, Assistant Controller

6. Date Completed: June 16, 2008

Line No. (a)	Supplier Name (b)	Mine Location (c)	Shipping Point (d)	Trans- port Mode (e)	Tons (f)	Effective Purchase Price (\$/Ton) (g)	Add'l Shorthaul & Loading Charges (\$/Ton) (h)	Rail Charges		Waterborne Charges					Total Transportation Charges (\$/Ton) (p)	FOB Plant Price (\$/Ton) (q)	
								Rail Rate (\$/Ton) (i)	Other Rail Charges (\$/Ton) (j)	River Barge Rate (\$/Ton) (k)	Trans- loading Rate (\$/Ton) (l)	Ocean Barge Rate (\$/Ton) (m)	Other Water Charges (\$/Ton) (n)	Other Related Charges (\$/Ton) (o)			
1.	Transfer facility	N/A	N/A	OB	24,611.59	\$0.00	\$0.00	\$0.00	\$0.00	\$0.00	\$0.00	\$0.00	\$0.00	\$0.00	\$4.60	\$4.60	\$4.60

(1) Col (o) Other Related Charges includes the cost of trucking.

**DECLASSIFIED**

CONFIDENTIAL



MONTHLY REPORT OF COST AND QUALITY OF COAL FOR ELECTRIC PLANTS  
 REPORT OF ADJUSTMENTS TO PREVIOUS COAL DELIVERED

1. Reporting Month: April Year: 2008  
 2. Reporting Company: Tampa Electric Company

3. Name, Title & Telephone Number of Contact Person Concerning Data  
 Submitted on this Form: Jeffrey Chronister, Assistant Controller  
 (813) 228 - 1609

4. Signature of Official Submitting Report:   
 Jeffrey Chronister, Assistant Controller

5. Date Completed: June 16, 2008

Line No. (a)	Month Reported (b)	Form Plant Name (c)	Intended Generating Plant (d)	Supplier (e)	Original Line Number (f)	Old Volume Tons (g)	Form No. (h)	Column Designator & Title (i)	Old Value (j)	New Value (k)	Delivered Price Transfer Facility (\$/Ton) (l)	Reason for Revision (m)
1.	October 2007	Transfer Facility	Big Bend	Phoenix	8.	20,313.20	423-2(a)	Col. (i), Price Adjustments (\$/Ton)	0.00	0.79	\$46.70	Price Adjustment
2.	March 2008	Transfer Facility	Big Bend	Knight Hawk	12.	11,748.00	423-2	Col. (f), Tons	11,728.00	11,728.07	\$44.35	Tonnage Adjustment