



John T. Butler
 Senior Attorney
 Regulatory
 Florida Power & Light Company
 700 Universe Boulevard
 Juno Beach, FL 33408-0420
 (561) 304-5639
 (561) 691-7135 (Facsimile)

June 18, 2008

VIA HAND DELIVERY

Ms. Ann Cole, Director
 Division of the Commission Clerk and
 Administrative Services
 Florida Public Service Commission
 Betty Easley Conference Center, Room 110
 2540 Shumard Oak Boulevard
 Tallahassee, Florida 32399-0850

REDACTED

RECEIVED-FPSC
 08 JUN 18 PM 4:20
 COMMISSION
 CLERK

Re: Docket No. 080001-EI - Monthly Fuel Filings

Dear Ms. Cole:

Enclosed herewith for filing are the original and five (5) copies of the following monthly fuel reports for FPL:

- (a) FPSC Forms 423-1, 423-1(a), and 423-1(b) for Florida Power & Light Company for the month of March 2008;
- (b) FPSC Forms 423-2, 423-2(a), and 423-2(b) for St. Johns River Power Park (SJRPP) for the month of March 2008; and
- (c) FPSC Forms 423-2, 423-2(a), and 423-2(b) for Plant Scherer for the month of February 2008.

FPL's Request for Confidential Classification of the information removed from FPL FPSC Form 423 1(a) and SJRPP FPSC Forms 423-2, 423-2(a), and 423-2(b) is being filed under separate cover. Should you have any questions regarding this filing, please contact me at (561) 304-5639.

Thank you for your attention to this matter, I remain,

Sincerely,

John T. Butler

JTB/jsb
 Enclosures
 cc: Service List

Doc/423 Fuel Filing/March 2008

an FPL Group company

DOCUMENT NUMBER - DATE
 05205 JUN 18 08
 FPSC-COMMISSION CLERK

MONTHLY REPORT OF COST AND QUALITY OF FUEL OIL FOR ELECTRIC PLANTS
ORIGIN, VOLUME, DELIVERED PRICE AND AS RECEIVED QUANTITY

1. REPORTING MONTH: MAR YEAR: 2008

2. REPORTING COMPANY: FLORIDA POWER & LIGHT COMPANY

3. NAME, TITLE, TELEPHONE NUMBER OF CONTACT PERSON CONCERNING DATA
SUBMITTED ON THIS FORM: KORY DUBIN, REGULATORY AFFAIRS, (305) 552-4910.

4. SIGNATURE OF OFFICIAL SUBMITTING REPORT: 

5. DATE COMPLETED: 05/16/2008

LINE NO	PLANT	SUPPLIER	SHIPPING POINT	PURCHASE TYPE	DELIVERY LOCATION	DELIVERY DATE	TYPE OIL	SULFUR (%)	BTU CONTENT (BTU / GAL)	VOLUME (BBLs)	PRICE (\$/BBL)
1	RIVIERA	CONOCO	MARRERO	S	RIVIERA	03/24/2008	F06	0.92	155048	109295	76.7800
2	MARTIN	SEMPRA	BORCO, BAHAMAS	S	PALM BEACH	03/18/2008	F06	1.00	152214	137088	79.0000
3	PT. EVERGLADES	SEMPRA	BORCO, BAHAMAS	S	PORT EVERGLADES	03/29/2008	F06	1.00	151357	264194	85.1200
4	TURKEY POINT	SEMPRA	NOLA	S	FISHER ISLAND	03/14/2008	F06	0.99	154929	146758	77.3300
5	MARTIN	SHELL	NOLA	S	PALM BEACH	03/25/2008	F06	0.98	151810	120338	78.0100
6	PT. EVERGLADES	AMERIGAS	NA-TRUCK DELIVERY	STC		03/07/2008	PRO	N/A	N/A	8	151.1700
7	PT. EVERGLADES	AMERIGAS	NA-TRUCK DELIVERY	STC		03/20/2008	PRO	N/A	N/A	8	121.4100
8	TURKEY POINT	AMERIGAS	NA-TRUCK DELIVERY	STC		03/10/2008	PRO	N/A	N/A	6	139.0200
9	RIVIERA	FERRELL	NA-TRUCK DELIVERY	STC		03/07/2008	PRO	N/A	N/A	4	143.2300
10	RIVIERA	FERRELL	NA-TRUCK DELIVERY	STC		03/14/2008	PRO	N/A	N/A	3	149.1100
11	RIVIERA	FERRELL	NA-TRUCK DELIVERY	STC		03/21/2008	PRO	N/A	N/A	3	154.9000
12	MARTIN	INDIANTOWN	NA-TRUCK DELIVERY	STC		03/19/2008	PRO	N/A	N/A	13	97.0200
13	MANATEE	SUBURBAN	NA-TRUCK DELIVERY	STC		03/11/2008	PRO	N/A	N/A	6	86.6400
14	CAPE CANAVERAL	SUBURBANE	NA-TRUCK DELIVERY	STC		03/04/2008	PRO	N/A	N/A	7	86.6900

DOCUMENT NUMBER-DATE
05205 JUN 18 08
FPSC-COMMISSION CLERK

MONTHLY REPORT OF COST AND QUALITY OF FUEL OIL FOR ELECTRIC PLANTS
 DETAIL OF INVOICE AND TRANSPORTATION CHARGES

FPSC FORM NO. 423-1 (a)

1. REPORTING MONTH: MAR YEAR: 2008

2. REPORTING COMPANY: FLORIDA POWER LIGHT COMPANY

3. NAME, TITLE TELEPHONE NUMBER OF CONTACT PERSON CONCERNING DATA
 SUBMITTED ON THIS FORM: KORY DUBIN, REGULATORY AFFAIRS, (305) 552-4910.

4. SIGNATURE OF OFFICIAL SUBMITTING REPORT: 

5. DATE COMPLETED: 05/16/2008



(A)	(B)	(C)	(D)	(E)	(F)	(G)	(H)	(I)	(J)	(K)	(L)	(M)	(N)	(O)	(P)	(Q)	(R)
LINE NO.	PLANT	SUPPLIER	DELIVERY LOCATION	DELIVERY DATE	TYPE OIL	VOLUME (BBL)	INVOICE PRICE (\$/BBL)	INVOICE AMOUNT (\$)	DISCOUNT (\$)	NET AMOUNT (\$)	NET PRICE (\$/BBL)	QUALITY ADJUST. (\$/BBL)	EFFECTIVE PUR PRICE (\$/BBL)	TRANSP TO TERM (\$/BBL)	ADDITIONAL TRANS CHGS (\$/BBL)	OTHER CHGS (\$/BBL)	DELIVERED PRICE (\$/BBL)
1	PRV	CONOCO	RIVIERA	03/24/2008	F06	109295								0.0000			76.9720
2	PMR	SEMPRA	PALM BEACH	03/18/2008	F06	137088								0.0000			79.4379
3	PPE	SEMPRA	PORT EVERGLADES	03/29/2008	F06	264194								0.0000			85.3642
4	PTF	SEMPRA	FISHER ISLAND	03/14/2008	F06	146758								0.0000			78.1129
5	PMR	SHELL	PALM BEACH	03/25/2008	F06	120338								0.0000			78.4479
6	PPE	AMERIGAS		03/07/2008	PRO	8	151.1700	1,209	0	1,209	151.1700	0.0000	151.1700	0.0000	0.0000	0.0000	151.1700
7	PPE	AMERIGAS		03/20/2008	PRO	8	121.4100	971	0	971	121.4100	0.0000	121.4100	0.0000	0.0000	0.0000	121.4100
8	PTF	AMERIGAS		03/10/2008	PRO	6	139.0200	834	0	834	139.0200	0.0000	139.0200	0.0000	0.0000	0.0000	139.0200
9	PRV	FERRELL		03/07/2008	PRO	4	143.2300	573	0	573	143.2300	0.0000	143.2300	0.0000	0.0000	0.0000	143.2300
10	PRV	FERRELL		03/14/2008	PRO	3	149.1100	447	0	447	149.1100	0.0000	149.1100	0.0000	0.0000	0.0000	149.1100
11	PRV	FERRELL		03/21/2008	PRO	3	154.9000	465	0	465	154.9000	0.0000	154.9000	0.0000	0.0000	0.0000	154.9000
12	PMR	INDIANTOWN		03/19/2008	PRO	13	97.0200	1,261	0	1,261	97.0200	0.0000	97.0200	0.0000	0.0000	0.0000	97.0200
13	PMT	SUBURBAN		03/11/2008	PRO	6	86.6400	520	0	520	86.6400	0.0000	86.6400	0.0000	0.0000	0.0000	86.6400
14	PCC	SUBURBANE		03/04/2008	PRO	7	86.6900	607	0	607	86.6900	0.0000	86.6900	0.0000	0.0000	0.0000	86.6900

FPSC FORM NO. 423-1(b)

MONTHLY REPORT OF COST AND QUALITY OF FUEL OIL FOR ELECTRIC PLANTS
 REPORT OF ADJUSTMENTS TO PREVIOUS OIL DELIVERIES

1. REPORTING MONTH: MARCH 2008

3. NAME, TITLE, & TELEPHONE NUMBER OF CONTACT PERSON CONCERNING DATA
 SUBMITTED ON THIS FORM: KORY DUBIN, REGULATORY AFFAIRS,

2. REPORTING COMPANY: FLORIDA POWER & LIGHT COMPANY

4. SIGNATURE OF OFFICIAL SUBMITTING REPORT: 

5. DATE COMPLETED: 5/15/2008

LINE NO.	MONTH REPORTED	FORM PLANT NAME	SUPPLIER	ORIGINAL LINE NUMBER	OLD VOLUME (BBLs)	FORM NO.	COLUMN DESIGNATOR & TITLE	OLD VALUE	NEW VALUE	NEW DELIVERED PRICE (\$/BBL)	REASON FOR REVISION
(A)	(B)	(C)	(D)	(E)	(F)	(G)	(H)	(I)	(J)	(K)	(L)
1	NONE										


**MONTHLY REPORT OF COST AND QUALITY OF COAL FOR ELECTRIC PLANTS
ORIGIN, TONNAGE, DELIVERED PRICE AND AS RECEIVED QUALITY**

1. Report For Month/Yr: **March 2008**

4. Name, Title & Telephone Number of Contact
Person Concerning Data Submitted on this Form: **Korel M. Dubin (305-552-4910)**

2. Reporting Company: **Florida Power & Light**

5. Signature of Official Submitting Report:



3. Plant Name: **St. Johns River Power Park (SJRPP)**

6. Date Completed: **April 21, 2008**

Line No.	Supplier Name	Mine Location	Purchase Type	Transportation Mode	Tons	Effective Purchase Price (\$/Ton)	Total Trans Cost (\$/Ton)	FOB Plant Price (\$/Ton)	As Received Coal Quality			
									Sulfur Content (%)	Btu Content (%)	Ash Content (%)	Moisture Content (%)
(a)	(b)	(c)	(d)	(e)	(f)	(g)	(h)	(i)	(j)	(k)	(l)	(m)
1	Coal Marketing Company	45,IM,999	LTC	OC	64,954			50.75	0.57	10,995	9.87	12.97

EDITED COPY


**MONTHLY REPORT OF COST AND QUALITY OF COAL FOR ELECTRIC PLANTS
DETAIL OF INVOICE PURCHASE PRICE**

1. Report For Month/Yr: **March 2008**

2. Reporting Company: **Florida Power & Light**

3. Plant Name: **St. Johns River Power Park (SJRPP)**

4. Name, Title & Telephone Number of Contact
Person Concerning Data Submitted on this Form: **Korel M. Dubin (305-552-4910)**

5. Signature of Official Submitting Report: 

6. Date Completed: **April 21, 2008**

Line No.	Supplier Name	Mine Location	Purchase Type	Tons	FOB Mine Price (\$/Ton)	Short Haul & Loading Charge	Original Invoice Price (\$/Ton)	Retro-active Price Increases (\$/Ton)	Base Price (\$/Ton)	Quality Adjustments (\$/Ton)	Effective Purchase Price (\$/Ton)
(a)	(b)	(c)	(d)	(e)	(f)	(g)	(h)	(i)	(j)	(k)	(l)
1	Coal Marketing Company	45,IM,999	LTC	64,954		0.00		0.00		0.00	

EDITED COPY

NOTES: 1) SJRPP reported coal volumes represents FPL's 20% share of total receipts.

MONTHLY REPORT OF COST AND QUALITY OF COAL FOR ELECTRIC PLANTS
 DETAIL OF TRANSPORTATION CHARGES


1. Report For Month/Yr: **March 2008**

4. Name, Title & Telephone Number of Contact

Person Concerning Data Submitted on this Form: **Korel M. Dubin (305-552-4910)**

2. Reporting Company: **Florida Power & Light**

5. Signature of Official Submitting Report:



3. Plant Name: **St. Johns River Power Park (SJRPP)**

6. Date Completed:

April 21, 2008


Line No.	Supplier Name	Mine Location	Shipping Point	Transportation Mode	Tons	Effective Purchase Price (\$/Ton)	Short Haul & Loading Charge (\$/Ton)	Rail Charges		Waterborne Charges					Total Transport Charges (\$/Ton)	FOB Plant Price (\$/Ton)
								Rail Rate (\$/Ton)	Other Rail Charges (\$/Ton)	River Barge Rate (\$/Ton)	Trans-loading Rate (\$/Ton)	Ocean Barge Rate (\$/Ton)	Other Water Charges (\$/Ton)	Related Charges (\$/Ton)		
(a)	(b)	(c)	(d)	(e)	(f)	(g)	(h)	(i)	(j)	(k)	(l)	(m)	(n)	(o)	(p)	(q)
1	Coal Marketing Company	45,1M,999	EL CERREJON	OC	64,954		0.00	0.00	0.00	0.00	0.00	0.00	0.00	0.00		50.75

EDITED COPY

**MONTHLY REPORT OF COST AND QUALITY OF COAL FOR ELECTRIC PLANTS
ORIGIN, TONNAGE, DELIVERED PRICE, AND AS RECEIVED QUALITY**

1. Reporting Month: **February** Year: **2008**
 2. Reporting Company: **FLORIDA POWER & LIGHT COMPANY**
 3. Plant Name: **R.W.SCHERER**

4. Name, Title & Telephone Number of Contact Person Concerning Data
 Submitted on this Form: Terry Keith
 (305) 552-4334
 5. Signature of Official Submitting Report:
 6. Date Completed: 29-Apr-08



Line No. (a)	Supplier Name (b)	Mine Location (c)	Purchase Type (d)	Transport Mode (e)	Tons (f)	Purchase Price (\$/Ton) (g)	Effective Transport Charges (\$/Ton) (h)	Total FOB Plant Price (\$/Ton) (i)	Sulfur Content (%) (j)	Btu Content (Btu/lb) (k)	Ash Content (%) (l)	Moisture Content (%) (m)
(1)	FOUNDATION COAL WEST	19/WY/5	S	UR	19,499.50	8.683	25.41	34.093	0.31	8,544	4.37	28.79
(2)	KENNECOTT COAL SALES	19/WY/5	S	UR	12,995.97	7.544	25.44	32.984	0.39	8,783	4.81	27.56
(3)	KENNECOTT COAL SALES	19/WY/5	S	UR	26,288.62	8.614	25.35	33.964	0.21	8,849	5.21	25.87
(4)	POWDER RIVER COAL CO	19/WY/5	S	UR	33,980.09	9.575	25.41	34.985	0.22	8,793	4.49	26.75
(5)	COALSALES, LLC	19/WY/5	S	UR	36,278.91	9.005	25.47	34.475	0.33	8,530	4.85	28.97
(6)	COAL SALES, LLC	19/WY/5	S	UR	41,347.10	7.622	25.46	33.082	0.36	8,270	5.13	30.14
(7)	KENNECOTT COAL SALES	19/WY/5	S	UR	2,806.62	13.732	25.36	39.092	0.26	8,912	5.00	25.74
(8)	FOUNDATION COAL WEST	19/WY/5	S	UR	5,539.75	11.047	25.44	36.487	0.35	8,404	4.19	30.04
(9)	BUCKSKIN MINING COMPAN'	19/WY/5	S	UR	11,195.39	10.606	25.36	35.966	0.33	8,268	4.69	30.31

**MONTHLY REPORT OF COST AND QUALITY OF COAL FOR ELECTRIC PLANTS
DETAILED PURCHASED COAL INVOICE INFORMATION**

1. Reporting Month: **February** Year: **2008**
 2. Reporting Company: **FLORIDA POWER & LIGHT COMPANY**
 3. Plant Name: **R.W.SCHERER**

4. Name, Title & Telephone Number of Contact Person Concerning Data
 Submitted on this Form: Terry Keith
 (305) 552-4334
 5. Signature of Official Submitting Report: *Kenneth Brindley*
 6. Date Completed: **29-Apr-08**

Line No.	Supplier Name	Mine Location	Purch. Type	Tons	FOB Mine Price (\$/Ton)	Shorthaul & Loading Charges (\$/Ton)	Original Invoice Price (\$/Ton)	Retroactive Price Increase (\$/Ton)	Base Price (\$/Ton)	Quality Adjustments (\$/Ton)	Effective Purchase Price (\$/Ton)
(a)	(b)	(c)	(d)	(e)	(f)	(g)	(h)	(i)	(j)	(k)	(l)
(1)	FOUNDATION COAL WEST	19/WY/5	S	19,499.50	8.560	-	8.560	-	8.560	0.123	8.683
(2)	KENNECOTT COAL SALES	19/WY/5	S	12,995.97	7.501	-	7.501	-	7.501	0.043	7.544
(3)	KENNECOTT COAL SALES	19/WY/5	S	26,288.62	8.560	-	8.560	-	8.560	0.054	8.614
(4)	POWDER RIVER COAL CO	19/WY/5	S	33,980.09	9.630	-	9.630	-	9.630	(0.055)	9.575
(5)	COALSALES, LLC	19/WY/5	S	36,278.91	8.988	-	8.988	-	8.988	0.017	9.005
(6)	COAL SALES, LLC	19/WY/5	S	41,347.10	7.651	-	7.651	-	7.651	(0.029)	7.622
(7)	KENNECOTT COAL SALES	19/WY/5	S	2,806.62	13.589	-	13.589	-	13.589	0.143	13.732
(8)	FOUNDATION COAL WEST	19/WY/5	S	5,539.75	11.235	-	11.235	-	11.235	(0.188)	11.047
(9)	BUCKSKIN MINING COMPAN	19/WY/5	S	11,195.39	10.861	-	10.861	-	10.861	(0.255)	10.606

**MONTHLY REPORT OF COST AND QUALITY OF COAL FOR ELECTRIC PLANTS
DETAILED TRANSPORTATION INVOICE INFORMATION**

1. Reporting Month: **February** Year: **2008**
 2. Reporting Company: **FLORIDA POWER & LIGHT COMPANY**
 3. Plant Name: **R.W.SCHERER**

4. Name, Title & Telephone Number of Contact Person Concerning Data
 Submitted on this Form: Terry Keith
 (305) 552-4334

5. Signature of Official Submitting Report: *Kenneth Barkway*
 6. Date Completed: **29-Apr-08**

Line No.	Supplier Name	Mine Location	Shipping Point	Transport Mode	Tons	Effective Purchase Price (\$/Ton)	Additional Shorthaul & Loading Charges (\$/Ton)	Rail Charges			Waterborne Charges			Other Related Charges (\$/Ton)	Total Transportation Charges (\$/Ton)	FOB Plant Price (\$/Ton)
								Rail Rate (\$/Ton)	Other Rail Charges (\$/Ton)	River Barge Rate (\$/Ton)	Trans-loading Rate (\$/Ton)	Ocean Barge Rate (\$/Ton)	Other Water Charges (\$/Ton)			
(a)	(b)	(c)	(d)	(e)	(f)	(g)	(h)	(i)	(j)	(k)	(l)	(m)	(n)	(o)	(p)	(q)
(1)	FOUNDATION COAL WEST	19/WY/5	EAGLE JCT, WY	UR	19,499.50	8.683	-	25.41	-	-	-	-	-	-	25.41	34.093
(2)	KENNECOTT COAL SALES	19/WY/5	JACOBS JCT, WY	UR	12,995.97	7.544	-	25.44	-	-	-	-	-	-	25.44	32.984
(3)	KENNECOTT COAL SALES	19/WY/5	CONVERSE, JCT, WY	UR	26,288.62	8.614	-	25.35	-	-	-	-	-	-	25.35	33.964
(4)	POWDER RIVER COAL CO	19/WY/5	NACCO JCT, WY	UR	33,980.09	9.575	-	25.41	-	-	-	-	-	-	25.41	34.985
(5)	COALSALES, LLC	19/WY/5	CABALO JCT, WY	UR	36,278.91	9.005	-	25.47	-	-	-	-	-	-	25.47	34.475
(6)	COAL SALES, LLC	19/WY/5	RAWHIDE JCT, WY	UR	41,347.10	7.622	-	25.46	-	-	-	-	-	-	25.46	33.082
(7)	KENNECOTT COAL SALES	19/WY/5	CONVERSE, JCT, WY	UR	2,806.62	13.732	-	25.36	-	-	-	-	-	-	25.36	39.092
(8)	FOUNDATION COAL WEST	19/WY/5	EAGLE JCT, WY	UR	5,539.75	11.047	-	25.44	-	-	-	-	-	-	25.44	36.487
(9)	BUCKSKIN MINING COMPA	19/WY/5	BUCKSKIN JCT, WY	UR	11,195.39	10.606	-	25.36	-	-	-	-	-	-	25.36	35.966

CERTIFICATE OF SERVICE

I, THE UNDERSIGNED COUNSEL, HEREBY CERTIFY that copies of Florida Power & Light Company's forms 423-1, 423-1(a) edited, and 423-1(b) for the month of March, 2008, copies of St. Johns River Power Park edited forms 423-2, 423-2(a), and 423-2(b) for the month of March, 2008; and copies of Plant Scherer forms 423-2, 423-2(a), and 423-2(b) for the month of February, 2008 have been served via first class mail, postage prepaid to the parties listed below, this 18th day of June, 2008.

Lisa Bennett, Esq.
Division of Legal Services
Florida Public Service Commission
2540 Shumard Oak Blvd.
Tallahassee, Florida 32399-0850

Charles J. Beck, Esq.
Office of Public Counsel
c/o The Florida Legislature
111 West Madison Street, Room 812
Tallahassee, Florida 32399

Lee L. Willis, Esq.
James D. Beasley, Esq.
Ausley & McMullen
Attorneys for Tampa Electric
P.O. Box 391
Tallahassee, Florida 32302

John T. Burnett, Esq.
Progress Energy Service
Company, LLC
P.O. Box 14042
St. Petersburg, Florida 33733-4042

John W. McWhirter, Jr., Esq.
McWhirter Reeves
Attorneys for FIPUG
400 North Tampa Street, Suite 2450
117 South Gadsden Street
Tampa, Florida 33602

Norman H. Horton, Jr., Esq.
Floyd R. Self, Esq.
Messer, Caparello & Self
Attorneys for FPUC
P.O. Box 1876
Tallahassee, Florida 32302-1876

Jeffrey A. Stone, Esq.
Russell A. Badders, Esq.
Beggs & Lane
Attorneys for Gulf Power
P.O. Box 12950
Pensacola, Florida 32576-2950

Mehrdad Khojasteh
Florida Public Utilities
Post Office Box 3395
West Palm Beach, Florida 33402-3395

Ms. Susan D. Ritenour
Gulf Power Company
One Energy Place
Pensacola, Florida 32520-0780


Mr. Paul Lewis, Jr.
Progress Energy Florida, Inc.
106 East College Ave., Suite 800
Tallahassee, GA 32301-7740

Ms. Paula K. Brown
Tampa Electric Company
Regulatory Affairs
P.O. Box 111
Tampa, Florida 33601-0111

Michael B. Twomey, Esq.
Attorney for AARP
P.O. Box 5256
Tallahassee, FL 32314-5256

James W. Brew
Brickfield, Burchette, et al
1025 Thomas Jefferson St., N.W.
Eight, West Tower
Washington, DC 20007-0800

Karen S. Torain
PCS Administration (USA), Inc.
Skokie Blvd., Suite 400
Northbrook, IL 60062



John T. Butler