



REDACTED

June 19, 2008

Ms. Ann Cole
Commission Clerk
Florida Public Service Commission
2540 Shumard Oak Boulevard
Tallahassee, Florida 32399-0850

RECEIVED-FPSC
08 JUN 20 PM 1:59
COMMISSION
CLERK

Re: Docket No. 080001-EI

Dear Ms. Cole:

Enclosed for filing on behalf of Progress Energy Florida, Inc. are an original plus ten (10) copies of FPSC 423 forms for the month of April, 2008. Forms 423-1A, 423-2, 423-2A, 423-2B, and 423-2C contained in this filing have been edited to delete certain confidential information. Progress Energy Florida, Inc.'s Request for Specified Confidential Treatment, which includes an unedited copy of the 423 forms, has been submitted for filing this date under separate cover.

Please acknowledge your receipt and filing of the above on the enclosed copy of this letter and return same to me.

Very truly yours,

John Burnett
Associate General Counsel

- CMP _____
- COM _____
- CTR _____
- EDR _____
- GP1 3 _____
- OPC _____
- POA _____
- CCR _____
- SCA _____
- SEC _____
- OTH _____

JB/sc
Enclosures
cc: Parties of record


DOCUMENT NUMBER: DATE
05313 JUN 20 08
FPSC-COMMISSION CLERK

Progress Energy Florida, Inc.

CERTIFICATE OF SERVICE

Docket No. 080001-EI

I HEREBY CERTIFY that a true copy of Progress Energy Florida, Inc.'s FPSC 423 Forms for the month of April, 2008 have been furnished to the following individuals by regular U.S. Mail this 19th day of June, 2008.



Attorney

James W. Brew
Brickfield, Burchette, Ritts & Stone, P.C.
1025 Thomas Jefferson St. NW
8th Floor, West Tower
Washington, DC 20007-5201

Keino Young
Lisa Bennett, Esq.
Florida Public Service Commission
2540 Shumard Oak Blvd.
Tallahassee, FL 32399-0850

Lee L. Willis, Esq.
James D. Beasley, Esq.
Ausley & McMullen
P.O. Box 391
Tallahassee, FL 32302

Susan D. Ritenour
Gulf Power Company
One Energy Place
Pensacola, FL 32520-0780

Jeffrey A. Stone
Russell A. Badders
Steven R. Griffin
Beggs & Lane
P.O. Box 12950
Pensacola, FL 32591

Ms. Paula K. Brown
Regulatory Affairs
Tampa Electric Company
P.O. Box 111
Tampa, FL 33601-0111

Norman Horton, Jr.
Messer, Caparello & Self, P.A.
P.O. Box 15579
Tallahassee, FL 32317

Joseph A. McGlothlin, Esq.
Office of Public Counsel
111 W. Madison St., Room 812
Tallahassee, FL 32399

Florida Industrial Power Users Group
c/o John W. McWhirter, Jr.
McWhirter Reeves
400 North Tampa Street, Suite 2450
Tampa, FL 33602

Ms. Cheryl Martin
Florida Public Utilities Company
P.O. Box 3395
West Palm Beach, FL 33402-3395

Florida Power & Light Co.
Bill Walker
215 S. Monroe Street, Suite 810
Tallahassee, Florida 32301

Florida Power & Light Co.
R. Wade Litchfield
John T. Butler
700 Universe Blvd.
Juno Beach, FL 33408-0420

FPSC FORM 423-1

**MONTHLY REPORT OF COST AND QUALITY OF FUEL FOR ELECTRIC PLANTS
ORIGIN, VOLUME, DELIVERED PRICE AND AS RECEIVED QUALITY**

1. REPORTING MONTH: 04/2008
2. REPORTING COMPANY: FLORIDA POWER CORPORATION

3. NAME, TITLE, TELEPHONE NUMBER OF CONTACT PERSON CONCERNING DATA
SUBMITTED ON THIS FORM: JILL ALLYSON BUS, FIN. ANALYST (919) 546-7949

4. SIGNATURE OF OFFICIAL SUBMITTED REPORT: 
JOEL RUTLEDGE
LEAD BUS. FIN. ANALYST

5. DATE COMPLETED: 06/09/2008

LINE NO.	PLANT NAME	SUPPLIER NAME	SHIPPING POINT	PURCHASE TYPE	DELIVERY LOCATION	DELIVERY DATE	DELIVERY TYPE OIL	SULFUR CONTENT (%)	BTU CONTENT (Btu/gal)	VOLUME (Bbls)	DELIVERED PRICE (\$/Bbl)
(a)	(b)	(c)	(d)	(e)	(f)	(g)	(h)	(i)	(j)	(k)	(l)
1	Anclote	Transfer Facility	Martin Gas Terminal	N/A	FOB PLANT	04/2008		0.36	138,726	519	\$(31.7248)
2	Avon Park Peakers	Transfer Facility	Martin Gas Terminal	N/A	FOB PLANT	04/2008		0.36	138,726	4,503	\$3.6121
3	Bartow Steam Plant	RIO Energy International Inc.	Houston, TX	MTC	FOB TERMINAL	04/2008		1.05	158,330	455,531	\$55.2021
4	Crystal River	Central Oil Company Inc.	Tampa, FL	S	FOB PLANT	04/2008		0.19	138,726	254	\$(20.0376)
5	Crystal River	Transfer Facility	Martin Gas Terminal	N/A	FOB PLANT	04/2008		0.36	138,726	5,016	\$(20.0376)
6	DeBary Peakers	Transfer Facility	Martin Gas Terminal	N/A	FOB PLANT	04/2008		0.37	139,098	9,171	\$(21.5990)
7	Turner Peakers	Transfer Facility	Martin Gas Terminal	N/A	FOB PLANT	04/2008		0.36	138,726	8,506	\$(17.6661)

DOCUMENT NUMBER DATE
05313 JUN 20 08
FPSC-COMMISSION CLERK

FPSC FORM 423-1(A)

MONTHLY REPORT OF COST AND QUALITY OF FUEL FOR ELECTRIC PLANTS
ORIGIN, VOLUME, DELIVERED PRICE AND AS RECEIVED QUALITY

**SPECIFIED
CONFIDENTIAL**

1. REPORTING MONTH: 04/2008
2. REPORTING COMPANY: FLORIDA POWER CORPORATION


3. NAME, TITLE, TELEPHONE NUMBER OF CONTACT PERSON CONCERNING DATA
SUBMITTED ON THIS FORM: JILL ALLYSON BUS, FIN. ANALYST (919) 546-7949

4. SIGNATURE OF OFFICIAL SUBMITTED REPORT: [Signature]
JOEL R. LEDGE
LEAD BUS FIN. ANALYST

5. DATE COMPLETED: 06/09/2008

LINE NO.	PLANT NAME	SUPPLIER NAME	DELIVERY LOCATION	DELIVERY DATE	TYPE	VOLUME (Bbls)	INVOICE PRICE (\$/Bbls)	INVOICE AMOUNT (\$)	DISCOUNT (\$)	NET AMOUNT (\$)	NET PRICE (\$/Bbls)	QUALITY ADJUST (\$/Bbls)	EFFECTIVE TRANSPORT		ADDITIONAL TRANSPORT (\$/Bbls)	OTHER CHARGES (\$/Bbls)	DELIVERED PRICE (\$/Bbls)
													PURCHASE PRICE (\$/Bbls)	TO TERMINAL (\$/Bbls)			
1	Anclote	Transfer Facility	FOB PLANT	04/2008		519									\$2.70		\$(31.72)
2	Avon Park Peakers	Transfer Facility	FOB PLANT	04/2008		4,503									\$3.61		\$3.61
3	Bartow Steam Plant	RIO Energy International Inc.	FOB TERMINAL	04/2008		455,531									\$0.00		\$55.20
4	Crystal River	Central Oil Company Inc.	FOB PLANT	04/2008		254									\$0.00		\$(20.04)
5	Crystal River	Transfer Facility	FOB PLANT	04/2008		5,016									\$3.91		\$(20.04)
6	DeBary Peakers	Transfer Facility	FOB PLANT	04/2008		9,154									\$4.28		\$(21.60)
7	Turner Peakers	Transfer Facility	FOB PLANT	04/2008		8,506									\$3.78		\$(17.67)

**MONTHLY REPORT OF COST AND QUALITY OF COAL FOR ELECTRIC PLANTS
ORIGIN, TONNAGE, DELIVERED PRICE AND AS RECEIVED QUALITY**



1. Report for: Mo. 04/2008
 2. Reporting Company: Florida Power Corporation
 3. Plant Name: Crystal River 1 & 2


4. NAME, TITLE, TELEPHONE NUMBER OF CONTACT PERSON CONCERNING DATA
 SUBMITTED ON THIS FORM: Jon Putnam, Business Financial Analyst, (919) 546-6368

5. Signature of Official Submitting Report : Joel R. Rudge
 Joel Rudge - Lead Business Financial Analyst

6. DATE COMPLETED: 6/9/2008


Line No.	Supplier Name	Mine Location	Purchase Type	Transportation Mode	Tons	Effective Purchase Price (\$/Ton)	Total Transportation Cost (\$/Ton)	F.O.B. Plant Price (\$/Ton)	As Received Coal Quality			
									Percent Sulfur (%)	Btu Content (Btu/lb)	Percent Ash (%)	Percent Moisture (%)
(a)	(b)	(c)	(d)	(e)	(f)	(g)	(h)	(i)	(j)	(k)	(l)	(m)
1	B&W Resources Inc	8, KY, 51	MTC	UR	22,795			\$80.48	1.09	12,272	10.06	6.88
2	Consol Energy Sales Company	8, KY, 119	MTC	UR	11,493			\$84.04	1.13	12,638	8.51	7.09
3	Constellation Energy Commodities Group Inc.	8, KY, 193	MTC	UR	22,914			\$85.98	0.86	12,677	9.44	5.86
4	Constellation Energy Commodities Group Inc.	8, WV, 81	MTC	UR	10,309			\$85.27	0.75	12,370	11.94	6.61
5	ICG LLC	8, KY, 193	MTC	UR	23,141			\$79.86	1.12	12,180	11.44	6.42
6	Massey Utility Sales Company	8, WV, 5	MTC	UR	32,058			\$79.04	0.94	12,044	13.49	5.61
7	Transfer Facility	N/A	N/A	GB	12,714			\$78.28	0.84	12,040	8.03	10.39
8	Trinity Coal Marketing LLC	8, KY, 71	LTC	UR	11,631			\$81.08	0.87	12,147	12.03	6.01

**MONTHLY REPORT OF COST AND QUALITY OF COAL FOR ELECTRIC PLANTS
ORIGIN, TONNAGE, DELIVERED PRICE AND AS RECEIVED QUALITY**



1. Report for: Mo. 04/2008
 2. Reporting Company: Florida Power Corporation
 3. Plant Name: Crystal River 4 & 5

4. NAME, TITLE, TELEPHONE NUMBER OF CONTACT PERSON CONCERNING DATA
 SUBMITTED ON THIS FORM: Jon Putnam, Business Financial Analyst, (919) 546-6368

5. Signature of Official Submitting Report : 
 Joel Rutledge - Lead Business Financial Analyst

6. DATE COMPLETED: 6/9/2008


Line No.	Supplier Name	Mine Location	Purchase Type	Transportation Mode	Tons	Effective Purchase Price (\$/Ton)	Total Transportation Cost (\$/Ton)	F.O.B. Plant Price (\$/Ton)	As Received Coal Quality			
									Percent Sulfur (%)	Btu Content (Btu/lb)	Percent Ash (%)	Percent Moisture (%)
(a)	(b)	(c)	(d)	(e)	(f)	(g)	(h)	(i)	(j)	(k)	(l)	(m)
1	Constellation Energy Commodities Group Inc.	8, KY, 195	S	UR	11,004			\$122.85	0.71	12,550	8.45	7.39
2	Constellation Energy Commodities Group Inc.	8, WV, 39	S	UR	11,408			\$120.93	0.75	12,802	10.26	5.14
3	Constellation Energy Commodities Group Inc.	8, WV, 5	S	UR	22,145			\$118.36	0.72	12,433	10.75	6.87
4	Massey Utility Sales Company	8, WV, 5	MTC	UR	45,907			\$88.09	0.68	12,525	11.08	5.97
5	MC Mining LLC	8, KY, 195	MTC	UR	33,750			\$88.38	0.68	12,634	8.48	6.98
6	NRG Power Marketing Inc	8, WV, 45	S	UR	10,545			\$113.71	0.70	12,259	13.52	5.01
7	Transfer Facility	N/A	N/A	GB	110,193			\$63.94	0.60	11,589	10.46	9.70
8	Transfer Facility	N/A	N/A	GB	21,999			\$71.45	0.54	11,588	7.05	11.13
9	Transfer Facility	N/A	N/A	GB	120,108			\$90.65	0.63	11,837	11.19	9.31

**MONTHLY REPORT OF COST AND QUALITY OF COAL FOR ELECTRIC PLANTS
ORIGIN, TONNAGE, DELIVERED PRICE AND AS RECEIVED QUALITY**



1. Report for: Mo. 04/2008
 2. Reporting Company: Florida Power Corporation
 3. Plant Name: Transfer Facility - IMT

4. NAME, TITLE, TELEPHONE NUMBER OF CONTACT PERSON CONCERNING DATA
 SUBMITTED ON THIS FORM: Jon Putnam, Business Financial Analyst, (919) 546-6368

5. Signature of Official Submitting Report : 
 Joe Rutledge - Lead Business Financial Analyst

6. DATE COMPLETED: 6/9/2008

Line No.	Supplier Name	Mine Location	Purchase Type	Transportation Mode	Tons	Effective Purchase Price (\$/Ton)	Total Transportation Cost (\$/Ton)	F.O.B. Plant Price (\$/Ton)	As Received Coal Quality			
									Percent Sulfur (%)	Btu Content (Btu/lb)	Percent Ash (%)	Percent Moisture (%)
(a)	(b)	(c)	(d)	(e)	(f)	(g)	(h)	(i)	(j)	(k)	(l)	(m)
1	Arch Coal Sales	8, WV, 45	S	B	14,800			\$61.75	0.80	9,931	30.59	3.89
2	Arch Coal Sales	17, CO, 29	S	B	9,803			\$100.96	0.44	12,123	8.20	8.59
3	Central Coal Company	8, WV, 39	MTC	B	17,950			\$68.38	0.69	12,277	12.62	6.15
4	Central Coal Company	8, WV, 39	MTC	B	24,745			\$80.04	0.69	12,452	11.30	6.06
5	Coalsales LLC	17, CO, 107	MTC	B	10,681			\$84.23	0.46	11,188	9.92	10.65
6	Keystone Industries LLC	8, WV, 39	MTC	B	17,695			\$78.74	0.69	12,155	12.34	7.21
7	Magnum Coal Sales LLC	8, WV, 45	S	B	1,756			\$83.91	0.64	12,140	12.15	7.53

MONTHLY REPORT OF COST AND QUALITY OF COAL FOR ELECTRIC PLANTS
 ORIGIN, TONNAGE, DELIVERED PRICE AND AS RECEIVED QUALITY



1. Report for: Mo. 04/2008
 2. Reporting Company: Florida Power Corporation
 3. Plant Name: Transfer Facility - Mobile


4. NAME, TITLE, TELEPHONE NUMBER OF CONTACT PERSON CONCERNING DATA
 SUBMITTED ON THIS FORM: Jon Putnam, Business Financial Analyst, (919) 546-6368

5. Signature of Official Submitting Report : Joel Rutledge
 Joel Rutledge - Lead Business Financial Analyst

6. DATE COMPLETED: 6/9/2008

Line No.	Supplier Name	Mine Location	Purchase Type	Transportation Mode	Tons	Effective Purchase Price (\$/Ton)	Total Transportation Cost (\$/Ton)	F.O.B. Plant Price (\$/Ton)	As Received Coal Quality			
									Percent Sulfur (%)	Btu Content (Btu/lb)	Percent Ash (%)	Percent Moisture (%)
(a)	(b)	(c)	(d)	(e)	(f)	(g)	(h)	(i)	(j)	(k)	(l)	(m)
1	Interocean Coal Sales	999, IM, 45	MTC	OB	6,389			\$62.67	0.50	11,591	4.78	11.87

**MONTHLY REPORT OF COST AND QUALITY OF COAL FOR ELECTRIC PLANTS
ORIGIN, TONNAGE, DELIVERED PRICE AND AS RECEIVED QUALITY**



1. Report for: Mo. 04/2008
 2. Reporting Company: Florida Power Corporation
 3. Plant Name: Transfer Facility - UBT

4. NAME, TITLE, TELEPHONE NUMBER OF CONTACT PERSON CONCERNING DATA
 SUBMITTED ON THIS FORM: Jon Putnam, Business Financial Analyst, (919) 546-6368

5. Signature of Official Submitting Report :

Joel Rutledge - Lead Business Financial Analyst

6. DATE COMPLETED: 6/9/2008

Line No.	Supplier Name	Mine Location	Purchase Type	Transportation Mode	Tons	Effective Purchase Price (\$/Ton)	Total Transportation Cost (\$/Ton)	F.O.B. Plant Price (\$/Ton)	As Received Coal Quality			
									Percent Sulfur (%)	Btu Content (Btu/lb)	Percent Ash (%)	Percent Moisture (%)
(a)	(b)	(c)	(d)	(e)	(f)	(g)	(h)	(i)	(j)	(k)	(l)	(m)
1	Apex Coal Sales	8, WV, 45	MTC	B	15,388			\$45.98	0.48	9,696	28.51	5.40
2	Apex Coal Sales	8, WV, 45	S	B	1,721			\$54.64	0.47	8,872	31.93	6.60
3	Glencore Ltd.	999, IM, 45	MTC	OB	77,650			\$63.38	0.57	12,440	6.54	8.74
4	Massey Utility Sales Company	8, WV, 99	S	B	17,702			\$55.67	0.49	8,802	33.94	5.96

MONTHLY REPORT OF COST AND QUALITY OF COAL FOR ELECTRIC PLANTS
ORIGIN, TONNAGE, DELIVERED PRICE AND AS RECEIVED QUALITY



1. Report for: Mo. 04/2008
 2. Reporting Company: Florida Power Corporation
 3. Plant Name: Crystal River 1 & 2

4. NAME, TITLE, TELEPHONE NUMBER OF CONTACT PERSON CONCERNING DATA
 SUBMITTED ON THIS FORM: Jon Putnam, Business Financial Analyst, (919) 546-6368

5. Signature of Official Submitting Report : Joel Rutledge
 Joel Rutledge - Lead Business Financial Analyst

6. DATE COMPLETED: 6/9/2008


Line No.	Supplier Name	Mine Location	Purchase Type	Tons	F.O.B. Mine Price (\$/Ton)	Short Haul & Loading Charges (\$/Ton)	Original Invoice Price (\$/Ton)	Retro-active Price Inc(Dec) (\$/Ton)	Base Price (\$/Ton)	Quality Adjust-ments (\$/Ton)	Effective Purchase Price (\$/Ton)
(a)	(b)	(c)	(d)	(e)	(f)	(g)	(h)	(i)	(j)	(k)	(l)
1	B&W Resources Inc	8, KY, 51	MTC	22,795		N/A		\$0.00			
2	Consol Energy Sales Company	8, KY, 119	MTC	11,493		N/A		\$0.00			
3	Constellation Energy Commodities Group Inc.	8, KY, 193	MTC	22,914		N/A		\$0.00			
4	Constellation Energy Commodities Group Inc.	8, WV, 81	MTC	10,309		N/A		\$0.00			
5	ICG LLC	8, KY, 193	MTC	23,141		N/A		\$0.00			
6	Massey Utility Sales Company	8, WV, 5	MTC	32,058		N/A		\$0.00			
7	Transfer Facility	N/A	N/A	12,714		N/A		\$0.00		N/A	
8	Trinity Coal Marketing LLC	8, KY, 71	LTC	11,631		N/A		\$0.00			

**MONTHLY REPORT OF COST AND QUALITY OF COAL FOR ELECTRIC PLANTS
ORIGIN, TONNAGE, DELIVERED PRICE AND AS RECEIVED QUALITY**



1. Report for: Mo. 04/2008
 2. Reporting Company: Florida Power Corporation
 3. Plant Name: Crystal River 4 & 5


4. NAME, TITLE, TELEPHONE NUMBER OF CONTACT PERSON CONCERNING DATA
 SUBMITTED ON THIS FORM: Jon Putnam, Business Financial Analyst, (919) 546-6368

5. Signature of Official Submitting Report : 
 Joel Rutledge - Lead Business Financial Analyst

6. DATE COMPLETED: 6/9/2008

Line No.	Supplier Name	Mine Location	Purchase Type	Tons	F.O.B. Mine Price (\$/Ton)	Short Haul & Loading Charges (\$/Ton)	Original Invoice Price (\$/Ton)	Retro-active Price Inc(Dec) (\$/Ton)	Base Price (\$/Ton)	Quality Adjust-ments (\$/Ton)	Effective Purchase Price (\$/Ton)
(a)	(b)	(c)	(d)	(e)	(f)	(g)	(h)	(i)	(j)	(k)	(l)
1	Constellation Energy Commodities Group Inc.	8, KY, 195	S	11,004		N/A		\$0.00			
2	Constellation Energy Commodities Group Inc.	8, WV, 39	S	11,408		N/A		\$0.00			
3	Constellation Energy Commodities Group Inc.	8, WV, 5	S	22,145		N/A		\$0.00			
4	Massey Utility Sales Company	8, WV, 5	MTC	45,907		N/A		\$0.00			
5	MC Mining LLC	8, KY, 195	MTC	33,750		N/A		\$0.00			
6	NRG Power Marketing Inc	8, WV, 45	S	10,545		N/A		\$0.00			
7	Transfer Facility	N/A	N/A	110,193		N/A		\$0.00		N/A	
8	Transfer Facility	N/A	N/A	21,999		N/A		\$0.00		N/A	
9	Transfer Facility	N/A	N/A	120,108		N/A		\$0.00		N/A	

MONTHLY REPORT OF COST AND QUALITY OF COAL FOR ELECTRIC PLANTS
ORIGIN, TONNAGE, DELIVERED PRICE AND AS RECEIVED QUALITY



1. Report for: Mo. 04/2008
 2. Reporting Company: Florida Power Corporation
 3. Plant Name: Transfer Facility - IMT

4. NAME, TITLE, TELEPHONE NUMBER OF CONTACT PERSON CONCERNING DATA
 SUBMITTED ON THIS FORM: Jon Putnam, Business Financial Analyst, (919) 546-6368

5. Signature of Official Submitting Report : Joel Rutledge
 Joel Rutledge - Lead Business Financial Analyst

6. DATE COMPLETED: 6/9/2008

Line No.	Supplier Name	Mine Location	Purchase Type	Tons	F.O.B. Mine Price (\$/Ton)	Short Haul & Loading Charges (\$/Ton)	Original Invoice Price (\$/Ton)	Retro-active Price Inc(Dec) (\$/Ton)	Base Price (\$/Ton)	Quality Adjust-ments (\$/Ton)	Effective Purchase Price (\$/Ton)
(a)	(b)	(c)	(d)	(e)	(f)	(g)	(h)	(i)	(j)	(k)	(l)
1	Arch Coal Sales	8, WV, 45	S	14,800		N/A		\$0.00			
2	Arch Coal Sales	17, CO, 29	S	9,803		N/A		\$0.00			
3	Central Coal Company	8, WV, 39	MTC	17,950		N/A		\$0.00			
4	Central Coal Company	8, WV, 39	MTC	24,745		N/A		\$0.00			
5	Coalsales LLC	17, CO, 107	MTC	10,681		N/A		\$0.00			
6	Keystone Industries LLC	8, WV, 39	MTC	17,695		N/A		\$0.00			
7	Magnum Coal Sales LLC	8, WV, 45	S	1,756		N/A		\$0.00			

**MONTHLY REPORT OF COST AND QUALITY OF COAL FOR ELECTRIC PLANTS
ORIGIN, TONNAGE, DELIVERED PRICE AND AS RECEIVED QUALITY**



1. Report for: Mo. 04/2008
 2. Reporting Company: Florida Power Corporation
 3. Plant Name: Transfer Facility - Mobile

4. NAME, TITLE, TELEPHONE NUMBER OF CONTACT PERSON CONCERNING DATA
 SUBMITTED ON THIS FORM: Jon Putnam, Business Financial Analyst, (919) 546-6368

5. Signature of Official Submitting Report : *Joel Rutledge*
 Joel Rutledge - Lead Business Financial Analyst

6. DATE COMPLETED: 6/9/2008

Line No.	Supplier Name	Mine Location	Purchase Type	Tons	F.O.B. Mine Price (\$/Ton)	Short Haul & Loading Charges (\$/Ton)	Original Invoice Price (\$/Ton)	Retro-active Price Inc(Dec) (\$/Ton)	Base Price (\$/Ton)	Quality Adjustments (\$/Ton)	Effective Purchase Price (\$/Ton)
(a)	(b)	(c)	(d)	(e)	(f)	(g)	(h)	(i)	(j)	(k)	(l)
1	Interocean Coal Sales	999, IM, 45	MTC	6,389		N/A		\$0.00			

**MONTHLY REPORT OF COST AND QUALITY OF COAL FOR ELECTRIC PLANTS
ORIGIN, TONNAGE, DELIVERED PRICE AND AS RECEIVED QUALITY**



1. Report for: Mo. 04/2008
 2. Reporting Company: Florida Power Corporation
 3. Plant Name: Transfer Facility - UBT

4. NAME, TITLE, TELEPHONE NUMBER OF CONTACT PERSON CONCERNING DATA
 SUBMITTED ON THIS FORM: Jon Putnam, Business Financial Analyst, (919) 546-6368

5. Signature of Official Submitting Report :

Joel Rutledge

 Joel Rutledge - Lead Business Financial Analyst

6. DATE COMPLETED: 6/9/2008

Line No.	Supplier Name	Mine Location	Purchase Type	Tons	F.O.B. Mine Price (\$/Ton)	Short Haul & Loading Charges (\$/Ton)	Original Invoice Price (\$/Ton)	Retro-active Price Inc(Dec) (\$/Ton)	Base Price (\$/Ton)	Quality Adjust-ments (\$/Ton)	Effective Purchase Price (\$/Ton)
(a)	(b)	(c)	(d)	(e)	(f)	(g)	(h)	(i)	(j)	(k)	(l)
1	Apex Coal Sales	8, WV, 45	MTC	15,388		N/A		\$0.00			
2	Apex Coal Sales	8, WV, 45	S	1,721		N/A		\$0.00			
3	Glencore Ltd.	999, IM, 45	MTC	77,650		N/A		\$0.00			
4	Massey Utility Sales Company	8, WV, 99	S	17,702		N/A		\$0.00			

MONTHLY REPORT OF COST AND QUALITY OF COAL FOR ELECTRIC PLANTS
ORIGIN, TONNAGE, DELIVERED PRICE AND AS RECEIVED QUALITY



1. Report for: Mo. 04/2008
 2. Reporting Company: Florida Power Corporation
 3. Plant Name: Crystal River 1 & 2


4. NAME, TITLE, TELEPHONE NUMBER OF CONTACT PERSON CONCERNING DATA
 SUBMITTED ON THIS FORM: Jon Putnam, Business Financial Analyst, (919) 546-6368

5. Signature of Official Submitting Report : Joel Rutledge
 Joel Rutledge - Lead Business Financial Analyst

6. DATE COMPLETED: 6/9/2008

Line No.	Supplier Name	Mine Location	Shipping Point	Transportation Mode	Tons	Effective Purchase Price (\$/Ton)	Additional Shorthaul & Loading Charges (\$/Ton)	Rail Rate (\$/Ton)	Other Rail Charges (\$/Ton)	River Barge Rate (\$/Ton)	Trans-loading Rate (\$/Ton)	Ocean Barge Rate (\$/Ton)	Other Water Charges (\$/Ton)	Other Related Charges (\$/Ton)	Transportation Charges (\$/Ton)	F.O.B. Plant Price (\$/Ton)
(a)	(b)	(c)	(d)	(e)	(f)	(g)	(h)	(i)	(j)	(k)	(l)	(m)	(n)	(o)	(p)	(q)
1	B&W Resources Inc	8, KY, 51	Resource, KY	UR	22,795		N/A			N/A	N/A	N/A	N/A	N/A		\$80.48
2	Consol Energy Sales Company	8, KY, 119	Mousie, KY	UR	11,493		N/A			N/A	N/A	N/A	N/A	N/A		\$84.04
3	Constellation Energy Commodities Group Inc	8, KY, 193	Leatherwood, KY	UR	22,914		N/A			N/A	N/A	N/A	N/A	N/A		\$85.98
4	Constellation Energy Commodities Group Inc	8, WV, 81	Goals, WV	UR	10,309		N/A			N/A	N/A	N/A	N/A	N/A		\$85.27
5	ICG LLC	8, KY, 193	Typo	UR	23,141		N/A			N/A	N/A	N/A	N/A	N/A		\$79.86
6	Massey Utility Sales Company	8, WV, 5	Homer	UR	32,058		N/A			N/A	N/A	N/A	N/A	N/A		\$79.04
7	Transfer Facility	N/A	Davant, La	GB	12,714		N/A	N/A	N/A					N/A		\$78.28
8	Trinity Coal Marketing LLC	8, KY, 71	Banner, KY	UR	11,631		N/A			N/A	N/A	N/A	N/A	N/A		\$81.08

**MONTHLY REPORT OF COST AND QUALITY OF COAL FOR ELECTRIC PLANTS
ORIGIN, TONNAGE, DELIVERED PRICE AND AS RECEIVED QUALITY**



1. Report for: Mo. 04/2008
 2. Reporting Company: Florida Power Corporation
 3. Plant Name: Crystal River 4 & 5

4. NAME, TITLE, TELEPHONE NUMBER OF CONTACT PERSON CONCERNING DATA
 SUBMITTED ON THIS FORM: Jon Putnam, Business Financial Analyst, (919) 546-6368

5. Signature of Official Submitting Report : Joel Rutledge - Lead Business Financial Analyst

6. DATE COMPLETED: 6/9/2008

Line No.	Supplier Name	Mine Location	Shipping Point	Transportation Mode	Tons	Effective Purchase Price (\$/Ton)	Additional Shorthaul & Loading Charges (\$/Ton)	Rail Rate (\$/Ton)	Other Rail Charges (\$/Ton)	River Barge Rate (\$/Ton)	Trans-loading Rate (\$/Ton)	Ocean Barge Rate (\$/Ton)	Other Water Charges (\$/Ton)	Other Related Charges (\$/Ton)	Transportation Charges (\$/Ton)	F.O.B. Plant Price (\$/Ton)
1	Constellation Energy Commodities Group Inc	8, KY, 195	Scotts Branch, KY	UR	11,004		N/A			N/A	N/A	N/A	N/A	N/A		\$122.85
2	Constellation Energy Commodities Group Inc	8, WV, 39	Toms Fork	UR	11,408		N/A			N/A	N/A	N/A	N/A	N/A		\$120.93
3	Constellation Energy Commodities Group Inc	8, WV, 5	Sylvester, WV	UR	22,145		N/A			N/A	N/A	N/A	N/A	N/A		\$118.36
4	Massey Utility Sales Company	8, WV, 5	Sylvester, WV	UR	45,907		N/A			N/A	N/A	N/A	N/A	N/A		\$88.09
5	MC Mining LLC	8, KY, 195	Scotts Branch, KY	UR	33,750		N/A			N/A	N/A	N/A	N/A	N/A		\$88.38
6	NRG Power Marketing Inc	8, WV, 45	Pardee, WV	UR	10,545		N/A			N/A	N/A	N/A	N/A	N/A		\$113.71
7	Transfer Facility	N/A	Davant, La	GB	110,193		N/A	N/A	N/A	N/A			N/A			\$63.94
8	Transfer Facility	N/A	Mobile, Al	GB	21,999		N/A	N/A	N/A	N/A			N/A			\$71.45
9	Transfer Facility	N/A	Myrtle Grove, La	GB	120,108		N/A	N/A	N/A	N/A			N/A			\$90.65

MONTHLY REPORT OF COST AND QUALITY OF COAL FOR ELECTRIC PLANTS
ORIGIN, TONNAGE, DELIVERED PRICE AND AS RECEIVED QUALITY



1. Report for: Mo. 04/2008
 2. Reporting Company: Florida Power Corporation
 3. Plant Name: Transfer Facility - IMT

4. NAME, TITLE, TELEPHONE NUMBER OF CONTACT PERSON CONCERNING DATA
 SUBMITTED ON THIS FORM: Jon Putnam, Business Financial Analyst, (919) 546-6368

5. Signature of Official Submitting Report : Joel Rutledge
 Joel Rutledge - Lead Business Financial Analyst

6. DATE COMPLETED: 6/9/2008

Line No.	Supplier Name	Mine Location	Shipping Point	Transportation Mode	Tons	Effective Purchase Price (\$/Ton)	Additional Shorthaul & Loading Charges (\$/Ton)	Rail Rate (\$/Ton)	Other Rail Charges (\$/Ton)	River Barge Rate (\$/Ton)	Trans-loading Rate (\$/Ton)	Ocean Barge Rate (\$/Ton)	Other Water Charges (\$/Ton)	Other Related Charges (\$/Ton)	Transportation Charges (\$/Ton)	F.O.B. Plant Price (\$/Ton)
(a)	(b)	(c)	(d)	(e)	(f)	(g)	(h)	(i)	(j)	(k)	(l)	(m)	(n)	(o)	(p)	(q)
1	Arch Coal Sales	8, WV, 45	Mt Laurel	B	14,800	██████████	N/A	N/A	N/A	██████████	██████████	N/A	██████████	N/A	██████████	\$61.75
2	Arch Coal Sales	17, CO, 29	West Elk	B	9,803	██████████	N/A	N/A	N/A	██████████	██████████	N/A	██████████	N/A	██████████	\$100.96
3	Central Coal Company	8, WV, 39	Kanahwa Eagle	B	17,950	██████████	N/A	N/A	N/A	██████████	██████████	N/A	██████████	N/A	██████████	\$68.38
4	Central Coal Company	8, WV, 39	Kanahwa Eagle	B	24,745	██████████	N/A	N/A	N/A	██████████	██████████	N/A	██████████	N/A	██████████	\$80.04
5	Coalsales LLC	17, CO, 107	Twentymile, Co	B	10,681	██████████	N/A	N/A	N/A	██████████	██████████	N/A	██████████	N/A	██████████	\$84.23
6	Keystone Industries LLC	8, WV, 39	Marmet Dock, WV	B	17,695	██████████	N/A	N/A	N/A	██████████	██████████	N/A	██████████	N/A	██████████	\$78.74
7	Magnum Coal Sales LLC	8, WV, 45	Panther Mining	B	1,756	██████████	N/A	N/A	N/A	██████████	██████████	N/A	██████████	N/A	██████████	\$83.91

**MONTHLY REPORT OF COST AND QUALITY OF COAL FOR ELECTRIC PLANTS
ORIGIN, TONNAGE, DELIVERED PRICE AND AS RECEIVED QUALITY**



1. Report for: Mo. 04/2008
 2. Reporting Company: Florida Power Corporation
 3. Plant Name: Transfer Facility - Mobile


4. NAME, TITLE, TELEPHONE NUMBER OF CONTACT PERSON CONCERNING DATA
 SUBMITTED ON THIS FORM: Jon Putnam, Business Financial Analyst, (919) 546-6368

5. Signature of Official Submitting Report : Joel Rutledge
 Joel Rutledge - Lead Business Financial Analyst

6. DATE COMPLETED: 6/9/2008

Line No.	Supplier Name	Mine Location	Shipping Point	Transportation Mode	Tons	Effective Purchase Price (\$/Ton)	Additional Shorthaul & Loading Charges (\$/Ton)	Rail Rate (\$/Ton)	Other Rail Charges (\$/Ton)	River Barge Rate (\$/Ton)	Trans-loading Rate (\$/Ton)	Ocean Barge Rate (\$/Ton)	Other Water Charges (\$/Ton)	Other Related Charges (\$/Ton)	Transportation Charges (\$/Ton)	F.O.B. Plant Price (\$/Ton)
1	Interocean Coal Sales	999, IM, 45	Cartagena, S.A.	OB	6,389	██████████	N/A	N/A	N/A	N/A	N/A	N/A	██████████	N/A	██████████	\$62.67

**MONTHLY REPORT OF COST AND QUALITY OF COAL FOR ELECTRIC PLANTS
ORIGIN, TONNAGE, DELIVERED PRICE AND AS RECEIVED QUALITY**



1. Report for: Mo. 04/2008
 2. Reporting Company: Florida Power Corporation
 3. Plant Name: Transfer Facility - UBT

4. NAME, TITLE, TELEPHONE NUMBER OF CONTACT PERSON CONCERNING DATA
 SUBMITTED ON THIS FORM: Jon Putnam, Business Financial Analyst, (919) 546-6368

5. Signature of Official Submitting Report :

Joel Rutledge

 Joel Rutledge - Lead Business Financial Analyst

6. DATE COMPLETED: 6/9/2008

Line No.	Supplier Name	Mine Location	Shipping Point	Transportation Mode	Tons	Effective Purchase Price (\$/Ton)	Additional Shorthaul & Loading Charges (\$/Ton)	Rail Rate (\$/Ton)	Other Rail Charges (\$/Ton)	River Barge Rate (\$/Ton)	Trans-loading Rate (\$/Ton)	Ocean Barge Rate (\$/Ton)	Other Water Charges (\$/Ton)	Other Related Charges (\$/Ton)	Transportation Charges (\$/Ton)	F.O.B. Plant Price (\$/Ton)
(a)	(b)	(c)	(d)	(e)	(f)	(g)	(h)	(i)	(j)	(k)	(l)	(m)	(n)	(o)	(p)	(q)
1	Apex Coal Sales	8, WV, 45	Amherstdale, WV	B	15,388		N/A	N/A	N/A			N/A		N/A		\$45.98
2	Apex Coal Sales	8, WV, 45	Amherstdale, WV	B	1,721		N/A	N/A	N/A			N/A		N/A		\$54.64
3	Glencore Ltd.	999, IM, 45	La Jagua, S.A.	OB	77,650		N/A	N/A	N/A	N/A		N/A		N/A		\$63.38
4	Massey Utility Sales Company	8, WV, 99	Ceredo Dock, WV	B	17,702		N/A	N/A	N/A			N/A		N/A		\$55.67

MONTHLY REPORT OF COST AND QUALITY OF COAL FOR ELECTRIC PLANTS
 ORIGIN, TONNAGE, DELIVERED PRICE AND AS RECEIVED QUALITY



1. Report for: Mo. 04/2008
 2. Reporting Company: Florida Power Corporation
 3. Plant Name: Crystal River 1 & 2

4. NAME, TITLE, TELEPHONE NUMBER OF CONTACT PERSON CONCERNING DATA
 SUBMITTED ON THIS FORM: Pat Parson, Business Financial Analyst, (919) 546-8612

5. Signature of Official Submitting Report:

Joel Rutledge

 Joel Rutledge - Lead Business Financial Analyst

6. DATE COMPLETED: 6/9/2008

Line No.	Month Reported	Form Plant Name	Intended Generating Plant	Supplier Name	Original Line Number	Volume (tons)	Form No.	Column Title	Old Value	New Value	New F.O.B. Plant Price	Reason for Revision
(a)	(b)	(c)	(d)	(e)	(f)	(g)	(h)	(i)	(j)	(k)	(l)	(m)
NONE												

MONTHLY REPORT OF COST AND QUALITY OF COAL FOR ELECTRIC PLANTS
 ORIGIN, TONNAGE, DELIVERED PRICE AND AS RECEIVED QUALITY



1. Report for: Mo. 04/2008
 2. Reporting Company: Florida Power Corporation
 3. Plant Name: Crystal River 4 & 5

4. NAME, TITLE, TELEPHONE NUMBER OF CONTACT PERSON CONCERNING DATA
 SUBMITTED ON THIS FORM: Pat Parson, Business Financial Analyst, (919) 546-6912

5. Signature of Official Submitting Report:

Joe Rutledge
 Joe Rutledge - Lead Business Financial Analyst

6. DATE COMPLETED: 6/9/2008

Line No.	Month Reported	Form Plant Name	Intended Generating Plant	Supplier Name	Original Line Number	Volume (tons)	Form No.	Column Title	Old Value	New Value	New F.O.B. Plant Price	Reason for Revision
(a)	(b)	(c)	(d)	(e)	(f)	(g)	(h)	(i)	(j)	(k)	(l)	(m)
NONE												

MONTHLY REPORT OF COST AND QUALITY OF COAL FOR ELECTRIC PLANTS
 ORIGIN, TONNAGE, DELIVERED PRICE AND AS RECEIVED QUALITY



1. Report for: Mo. 04/2008
 2. Reporting Company: Florida Power Corporation
 3. Plant Name: Transfer Facility - IMT

4. NAME, TITLE, TELEPHONE NUMBER OF CONTACT PERSON CONCERNING DATA
 SUBMITTED ON THIS FORM: Pat Parson, Business Financial Analyst, (919) 546-6512


5. Signature of Official Submitting Report:

Joe Rutledge
 Joe Rutledge - Lead Business Financial Analyst

6. DATE COMPLETED: 6/9/2008

Line No.	Month Reported	Form Plant Name	Intended Generating Plant	Supplier Name	Original Line Number	Volume (tons)	Form No.	Column Title	Old Value	New Value	New F.O.B. Plant Price	Reason for Revision
(a)	(b)	(c)	(d)	(e)	(f)	(g)	(h)	(i)	(j)	(k)	(l)	(m)
NONE												

MONTHLY REPORT OF COST AND QUALITY OF COAL FOR ELECTRIC PLANTS
 ORIGIN, TONNAGE, DELIVERED PRICE AND AS RECEIVED QUALITY



1. Report for: Mo. 04/2008
 2. Reporting Company: Florida Power Corporation
 3. Plant Name: Transfer Facility - Mobile

4. NAME, TITLE, TELEPHONE NUMBER OF CONTACT PERSON CONCERNING DATA
 SUBMITTED ON THIS FORM: Pat Parson, Business Financial Analyst, (919) 546-6512

5. Signature of Official Submitting Report:

Joel Rutledge

 Joel Rutledge - Lead Business Financial Analyst

6. DATE COMPLETED: 6/9/2008

Line No.	Month Reported	Form Plant Name	Intended Generating Plant	Supplier Name	Original Line Number	Volume (tons)	Form No.	Column Title	Old Value	New Value	New F.O.B. Plant Price	Reason for Revision
(a)	(b)	(c)	(d)	(e)	(f)	(g)	(h)	(i)	(j)	(k)	(l)	(m)
NONE												

MONTHLY REPORT OF COST AND QUALITY OF COAL FOR ELECTRIC PLANTS
 ORIGIN, TONNAGE, DELIVERED PRICE AND AS RECEIVED QUALITY



1. Report for: Mo. 04/2008
 2. Reporting Company: Florida Power Corporation
 3. Plant Name: Transfer Facility - UBT

4. NAME, TITLE, TELEPHONE NUMBER OF CONTACT PERSON CONCERNING DATA
 SUBMITTED ON THIS FORM: Pat Parson, Business Financial Analyst, (919) 546-6512

5. Signature of Official Submitting Report:

Joel Rutledge
 Joel Rutledge - Lead Business Financial Analyst

6. DATE COMPLETED: 6/9/2008

Line No.	Month Reported	Form Plant Name	Intended Generating Plant	Supplier Name	Original Line Number	Volume (tons)	Form No.	Column Title	Old Value	New Value	New F.O.B. Plant Price	Reason for Revision
(a)	(b)	(c)	(d)	(e)	(f)	(g)	(h)	(i)	(j)	(k)	(l)	(m)
NONE												