

100001-EI

**ATTACHMENT C**

Progress Energy Florida, Inc.  
Docket No. 080001-EI

Request for Specified Confidential Treatment

**CONFIDENTIAL**

---

**423 Forms for May, 2008**

**CONFIDENTIAL COPY**

(Confidential information denoted with shading)

---

**DECLASSIFIED**  
11/10/2010

DOCUMENT NUMBER - DATE

06205 JUL 18 08

*MAH*

FPSC-COMMISSION CLERK

FPSC FORM 423-1

MONTHLY REPORT OF COST AND QUALITY OF FUEL FOR ELECTRIC PLANTS  
ORIGIN, VOLUME, DELIVERED PRICE AND AS RECEIVED QUALITY

1. REPORTING MONTH: 05/2008  
2. REPORTING COMPANY: FLORIDA POWER CORPORATION

3. NAME, TITLE, TELEPHONE NUMBER OF CONTACT PERSON CONCERNING DATA  
SUBMITTED ON THIS FORM: JILL ALLYSON Senior Bus. Fin. Analyst (919) 546-7949

4. SIGNATURE OF OFFICIAL SUBMITTED REPORT:   
JOEL RUTLEDGE  
LEAD BUS. FIN. ANALYST

5. DATE COMPLETED: 07/11/2008

LINE NO.	PLANT NAME	SUPPLIER NAME	SHIPPING POINT	PURCHASE TYPE	DELIVERY LOCATION	DELIVERY DATE	DELIVERY OIL	SULFUR CONTENT (%)	BTU CONTENT (Btu/gal)	VOLUME (Bbls)	DELIVERED PRICE (\$/Bbl)
(a)	(b)	(c)	(d)	(e)	(f)	(g)	(h)	(i)	(j)	(k)	(l)
1	Anclote	Transfer Facility	Martin Gas Terminal	N/A	FOB PLANT	05/2008		0.36	138,726	1,209	\$(17.7324)
2	Avon Park Peakers	Transfer Facility	Martin Gas Terminal	N/A	FOB PLANT	05/2008		0.36	138,726	11,491	\$3.6707
3	Bartow Steam Plant	RIO Energy International Inc.	Houston, TX	MTC	FOB TERMINAL	05/2008		1.41	155,873	435,293	\$64.6607
4	Crystal River	Transfer Facility	Martin Gas Terminal	N/A	FOB PLANT	05/2008		0.36	138,726	3,105	\$(47.1398)
5	Higgins Peakers	Transfer Facility	Martin Gas Terminal	N/A	FOB PLANT	05/2008		0.36	138,726	2,993	\$2.6250
6	Hines Energy Complex	TransMontaigne Inc	Tampa, FL	S	FOB PLANT	05/2008		0.04	138,332	11,149	\$166.9931
7	Intersession City Peakers	Mansfield Oil Company Inc.	Tampa, FL	MTC	FOB PLANT	05/2008		0.00	137,699	9,832	\$99.8308
8	Martin Gas Terminal	Martin Product Sales	Houston, TX	S	FOB TERMINAL	05/2008		0.12	140,330	45,015	\$170.4859
9	Suwannee Peakers	Transfer Facility	Martin Gas Terminal	N/A	FOB PLANT	05/2008		0.36	138,726	10,835	\$(13.4850)


DECLASSIFIED

MONTHLY REPORT OF COST AND QUALITY OF FUEL FOR ELECTRIC PLANTS  
ORIGIN, VOLUME, DELIVERED PRICE AND AS RECEIVED QUALITY

**SPECIFIED  
CONFIDENTIAL**

1. REPORTING MONTH: 05/2008  
2. REPORTING COMPANY: FLORIDA POWER CORPORATION

3. NAME, TITLE, TELEPHONE NUMBER OF CONTACT PERSON CONCERNING DATA  
SUBMITTED ON THIS FORM: JILL ALLYSON Senior Bus. Fin. Analyst (919) 546-7949

4. SIGNATURE OF OFFICIAL SUBMITTED REPORT:   
JOEL RUTLEDGE  
LEAD BUS. FIN. ANALYST

5. DATE COMPLETED: 07/11/2008

LINE NO.	PLANT NAME	SUPPLIER NAME	DELIVERY LOCATION	DELIVERY DATE	TYPE OIL	VOLUME (Bbls)	INVOICE		DISCOUNT (\$)	NET		EFFECTIVE TRANSPORT			ADDITIONAL TRANSPORT (\$/Bbls)	OTHER CHARGES (\$/Bbls)	DELIVERED PRICE (\$/Bbls)
							PRICE (\$/Bbls)	AMOUNT (\$)		PRICE (\$/Bbls)	AMOUNT (\$)	QUALITY ADJUST (\$/Bbls)	PURCHASE PRICE (\$/Bbls)	TO TERMINAL (\$/Bbls)			
(a)	(b)	(c)	(d)	(e)	(f)	(g)	(h)	(i)	(j)	(k)	(l)	(m)	(n)	(o)	(p)	(q)	(r)
1	Anclote	Transfer Facility	FOB PLANT	05/2008		1,209	\$0.00	\$0.00	\$0.00	\$0.00	\$0.00	\$0.00	\$2.70	\$0.00	\$2.70	\$(20.44)	\$(17.73)
2	Avon Park Peakers	Transfer Facility	FOB PLANT	05/2008		11,491	\$0.00	\$0.00	\$0.00	\$0.00	\$0.00	\$0.00	\$3.67	\$0.00	\$3.67	\$0.00	\$3.67
3	Bartow Steam Plant	RIO Energy International Inc.	FOB TERMINAL	05/2008		435,293	\$91.00	\$39,609,865.49	\$0.00	\$39,609,865.49	\$91.00	\$0.28	\$91.27	\$0.47	\$0.00	\$(27.08)	\$64.66
4	Crystal River	Transfer Facility	FOB PLANT	05/2008		3,105	\$0.00	\$0.00	\$0.00	\$0.00	\$0.00	\$0.00	\$3.91	\$0.00	\$3.91	\$(51.05)	\$(47.14)
5	Higgins Peakers	Transfer Facility	FOB PLANT	05/2008		2,993	\$0.00	\$0.00	\$0.00	\$0.00	\$0.00	\$0.00	\$2.63	\$0.00	\$2.63	\$0.00	\$2.63
6	Hines Energy Complex	TransMontaigne Inc	FOB PLANT	05/2008		11,149	\$161.38	\$1,799,202.58	\$0.00	\$1,799,202.58	\$161.38	\$0.00	\$161.38	\$0.00	\$0.00	\$5.61	\$166.99
7	Intersession City Peakers	Mansfield Oil Company Inc.	FOB PLANT	05/2008		9,832	\$154.72	\$1,521,279.47	\$0.00	\$1,521,279.47	\$154.72	\$0.00	\$154.72	\$0.00	\$0.00	\$(54.89)	\$99.83
8	Martin Gas Terminal	Martin Product Sales	FOB TERMINAL	05/2008		45,015	\$166.48	\$7,494,281.19	\$0.00	\$7,494,281.19	\$166.48	\$0.00	\$166.48	\$3.92	\$0.00	\$0.08	\$170.49
9	Suwannee Peakers	Transfer Facility	FOB PLANT	05/2008		10,835	\$0.00	\$0.00	\$0.00	\$0.00	\$0.00	\$0.00	\$6.39	\$0.00	\$6.39	\$(19.88)	\$(13.49)

**DECLASSIFIED**

MONTHLY REPORT OF COST AND QUALITY OF COAL FOR ELECTRIC PLANTS  
ORIGIN, TONNAGE, DELIVERED PRICE AND AS RECEIVED QUALITY

**SPECIFIED  
CONFIDENTIAL**

1. Report for: Mo. 05/2008  
2. Reporting Company: Florida Power Corporation  
3. Plant Name: Crystal River 1 & 2

4. NAME, TITLE, TELEPHONE NUMBER OF CONTACT PERSON CONCERNING DATA  
SUBMITTED ON THIS FORM: Pat Parson, Business Financial Analyst, (919) 546-6512

5. Signature of Official Submitting Report :   
Joel Rutledge - Lead Business Financial Analyst

6. DATE COMPLETED: 7/9/2008

Line No.	Supplier Name	Mine Location	Purchase Type	Transportation Mode	Tons	Effective Purchase Price (\$/Ton)	Total Transportation Cost (\$/Ton)	F.O.B. Plant Price (\$/Ton)	As Received Coal Quality			
									Percent Sulfur (%)	Btu Content (Btu/lb)	Percent Ash (%)	Percent Moisture (%)
(i)	(b)	(c)	(d)	(e)	(f)	(g)	(h)	(i)	(j)	(k)	(l)	(m)
1	Alpha Coal Sales Co. LLC	8, KY, 133	MTC	UR	10,938	\$40.08	\$33.81	\$73.89	1.02	12,027	12.74	6.40
2	B&W Resources Inc	8, KY, 51	MTC	UR	34,636	\$50.22	\$31.99	\$82.21	1.10	12,193	11.19	6.40
3	Consol Energy Sales Company	8, KY, 119	MTC	UR	11,492	\$52.40	\$32.16	\$84.57	1.09	12,314	10.00	7.41
4	Constellation Energy Commodities Group Inc.	8, KY, 193	MTC	UR	11,642	\$52.84	\$33.99	\$86.83	0.81	12,434	9.43	7.11
5	Massey Utility Sales Company	8, WV, 5	MTC	UR	11,214	\$41.82	\$34.80	\$76.62	1.23	11,610	14.58	7.26
6	Massey Utility Sales Company	8, WV, 5	MTC	UR	9,800	\$49.21	\$34.55	\$83.75	1.01	12,685	10.61	4.72
7	Trinity Coal Marketing LLC	8, KY, 71	LTC	UR	21,514	\$51.51	\$32.14	\$83.66	1.02	12,323	11.06	6.12

**DECLASSIFIED**


MONTHLY REPORT OF COST AND QUALITY OF COAL FOR ELECTRIC PLANTS  
ORIGIN, TONNAGE, DELIVERED PRICE AND AS RECEIVED QUALITY

**SPECIFIED  
CONFIDENTIAL**

1. Report for: Mo. 05/2008  
2. Reporting Company: Florida Power Corporation  
3. Plant Name: Crystal River 4 & 5

4. NAME, TITLE, TELEPHONE NUMBER OF CONTACT PERSON CONCERNING DATA  
SUBMITTED ON THIS FORM: Pat Parson, Business Financial Analyst, (919) 546-6512

5. Signature of Official Submitting Report :



Joel Rutledge - Lead Business Financial Analyst

6. DATE COMPLETED: 7/9/2008

Line No.	Supplier Name	Mine Location	Purchase Type	Transportation Mode	Tons	Effective Purchase Price (\$/Ton)	Total Transportation Cost (\$/Ton)	F.O.B. Plant Price (\$/Ton)	As Received Coal Quality			
									Percent Sulfur (%)	Btu Content (Btu/lb)	Percent Ash (%)	Percent Moisture (%)
(a)	(b)	(c)	(d)	(e)	(f)	(g)	(h)	(i)	(j)	(k)	(l)	(m)
1	Constellation Energy Commodities Group Inc.	8, WV, 45	S	UR	11,657	\$87.15	\$33.94	\$121.09	0.60	12,172	11.06	8.13
2	Constellation Energy Commodities Group Inc.	8, KY, 193	S	UR	11,042	\$93.74	\$33.48	\$127.22	0.73	13,019	6.12	7.79
3	Constellation Energy Commodities Group Inc.	8, KY, 195	S	UR	11,114	\$90.76	\$31.83	\$122.59	0.72	12,676	8.23	6.81
4	Constellation Energy Commodities Group Inc.	8, KY, 195	S	UR	11,502	\$95.50	\$33.10	\$128.60	0.80	12,941	6.36	7.70
5	Constellation Energy Commodities Group Inc.	8, WV, 5	MTC	UR	9,819	\$51.46	\$34.24	\$85.70	0.97	12,104	11.94	7.45
6	Constellation Energy Commodities Group Inc.	8, WV, 5	S	UR	11,368	\$86.76	\$33.94	\$120.71	0.74	12,531	10.86	6.35
7	Magnum Coal Sales LLC	8, WV, 45	S	UR	12,921	\$106.97	\$33.91	\$140.88	0.57	12,197	12.69	6.07
8	Massey Utility Sales Company	8, WV, 5	MTC	UR	22,679	\$56.70	\$33.94	\$90.64	0.68	12,711	10.83	5.59
9	MC Mining LLC	8, KY, 195	MTC	UR	33,833	\$58.62	\$31.84	\$90.46	0.63	12,699	8.26	6.89
10	Transfer Facility	N/A	N/A	GB	128,916	\$55.35	\$11.18	\$66.53	0.63	11,576	8.89	11.16
11	Transfer Facility	N/A	N/A	GB	195,815	\$70.38	\$9.69	\$80.07	0.64	11,719	12.03	9.40

DECLASSIFIED

MONTHLY REPORT OF COST AND QUALITY OF COAL FOR ELECTRIC PLANTS  
ORIGIN, TONNAGE, DELIVERED PRICE AND AS RECEIVED QUALITY

**SPECIFIED  
CONFIDENTIAL**

1. Report for: Mo. 05/2008  
2. Reporting Company: Florida Power Corporation  
3. Plant Name: Transfer Facility - IMT

4. NAME, TITLE, TELEPHONE NUMBER OF CONTACT PERSON CONCERNING DATA  
SUBMITTED ON THIS FORM: Pat Parson, Business Financial Analyst, (919) 546-6512

5. Signature of Official Submitting Report :  \_\_\_\_\_  
Joel Rutledge - Lead Business Financial Analyst

6. DATE COMPLETED: 7/9/2008

Line No.	Supplier Name	Mine Location	Purchase Type	Transportation Mode	Tons	Effective Purchase Price (\$/Ton)	Total Transportation Cost (\$/Ton)	F.O.B. Plant Price (\$/Ton)	As Received Coal Quality			
									Percent Sulfur (%)	Btu Content (Btu/lb)	Percent Ash (%)	Percent Moisture (%)
(a)	(b)	(c)	(d)	(e)	(f)	(g)	(h)	(i)	(j)	(k)	(l)	(m)
1	Arch Coal Sales	17, CO, 29	S	B	37,447	\$87.45	\$14.49	\$101.95	0.46	12,318	8.17	7.51
2	Coalsales LLC	17, CO, 107	MTC	B	33,766	\$70.00	\$14.45	\$84.45	0.47	11,178	9.75	10.91
3	Keystone Industries LLC	8, WV, 39	MTC	B	15,917	\$64.03	\$14.59	\$78.61	0.70	12,158	12.21	7.37
4	Patriot Coal Sales	8, WV, 39	S	B	18,756	\$64.34	\$14.88	\$79.23	0.71	12,318	12.11	6.12
5	Patriot Coal Sales	8, WV, 39	MTC	B	15,664	\$52.86	\$14.82	\$67.68	0.70	12,167	12.58	6.72

**DECLASSIFIED**

MONTHLY REPORT OF COST AND QUALITY OF COAL FOR ELECTRIC PLANTS  
ORIGIN, TONNAGE, DELIVERED PRICE AND AS RECEIVED QUALITY

**SPECIFIED  
CONFIDENTIAL**

1. Report for: Mo. 05/2008  
2. Reporting Company: Florida Power Corporation  
3. Plant Name: Transfer Facility - UBT

4. NAME, TITLE, TELEPHONE NUMBER OF CONTACT PERSON CONCERNING DATA  
SUBMITTED ON THIS FORM: Pat Parson, Business Financial Analyst, (919) 546-6512

5. Signature of Official Submitting Report :   
Joel Rutledge - Lead Business Financial Analyst

6. DATE COMPLETED: 7/9/2008

Line No.	Supplier Name	Mine Location	Purchase Type	Transportation Mode	Tons	Effective Purchase Price (\$/Ton)	Total Transportation Cost (\$/Ton)	F.O.B. Plant Price (\$/Ton)	As Received Coal Quality			
									Percent Sulfur (%)	Btu Content (Btu/lb)	Percent Ash (%)	Percent Moisture (%)
(a)	(b)	(c)	(d)	(e)	(f)	(g)	(h)	(i)	(j)	(k)	(l)	(m)
1	Apex Coal Sales	8, WV, 45	MTC	B	6,778	\$32.54	\$12.86	\$45.40	0.50	9,526	29.17	5.42
2	Apex Coal Sales	8, WV, 45	S	B	6,942	\$41.53	\$12.86	\$54.39	0.47	8,818	34.01	4.98
3	Glencore Ltd.	999, IM, 45	MTC	OB	78,508	\$61.15	\$0.01	\$61.16	0.69	12,211	6.23	9.72
4	Massey Utility Sales Company	8, WV, 99	S	B	14,256	\$43.00	\$12.67	\$55.67	0.51	8,874	33.39	5.98

**DECLASSIFIED**

MONTHLY REPORT OF COST AND QUALITY OF COAL FOR ELECTRIC PLANTS  
ORIGIN, TONNAGE, DELIVERED PRICE AND AS RECEIVED QUALITY

**SPECIFIED  
CONFIDENTIAL**

1. Report for: Mo. 05/2008  
2. Reporting Company: Florida Power Corporation  
3. Plant Name: Crystal River 1 & 2

4. NAME, TITLE, TELEPHONE NUMBER OF CONTACT PERSON CONCERNING DATA  
SUBMITTED ON THIS FORM: Pat Parson, Business Financial Analyst, (919) 546-6512

5. Signature of Official Submitting Report :   
Joel Rutledge - Lead Business Financial Analyst

6. DATE COMPLETED: 7/9/2008

Line No.	Supplier Name	Mine Location	Purchase Type	Tons	F.O.B. Mine Price (\$/Ton)	Short Haul & Loading Charges (\$/Ton)	Original Invoice Price (\$/Ton)	Retro-active Price Inc(Dec) (\$/Ton)	Base Price (\$/Ton)	Quality Adjust-ments (\$/Ton)	Effective Purchase Price (\$/Ton)
(a)	(b)	(c)	(d)	(e)	(f)	(g)	(h)	(i)	(j)	(k)	(l)
1	Alpha Coal Sales Co. LLC	8, KY, 133	MTC	10,938	\$43.00	N/A	\$43.00	\$0.00	\$43.00	\$(2.92)	\$40.08
2	B&W Resources Inc	8, KY, 51	MTC	34,636	\$50.25	N/A	\$50.25	\$0.00	\$50.25	\$(0.03)	\$50.22
3	Consol Energy Sales Company	8, KY, 119	MTC	11,492	\$52.00	N/A	\$52.00	\$0.00	\$52.00	\$0.40	\$52.40
4	Constellation Energy Commodities Group Inc.	8, KY, 193	MTC	11,642	\$52.50	N/A	\$52.50	\$0.00	\$52.50	\$0.34	\$52.84
5	Massey Utility Sales Company	8, WV, 5	MTC	11,214	\$47.22	N/A	\$47.22	\$0.00	\$47.22	\$(5.40)	\$41.82
6	Massey Utility Sales Company	8, WV, 5	MTC	9,800	\$47.22	N/A	\$47.22	\$0.00	\$47.22	\$1.99	\$49.21
7	Trinity Coal Marketing LLC	8, KY, 71	LTC	21,514	\$51.00	N/A	\$51.00	\$0.00	\$51.00	\$0.51	\$51.51

DECLASSIFIED



MONTHLY REPORT OF COST AND QUALITY OF COAL FOR ELECTRIC PLANTS  
ORIGIN, TONNAGE, DELIVERED PRICE AND AS RECEIVED QUALITY

**SPECIFIED  
CONFIDENTIAL**

1. Report for: Mo. 05/2008  
2. Reporting Company: Florida Power Corporation  
3. Plant Name: Crystal River 4 & 5

4. NAME, TITLE, TELEPHONE NUMBER OF CONTACT PERSON CONCERNING DATA  
SUBMITTED ON THIS FORM: Pat Parson, Business Financial Analyst, (919) 546-6512

5. Signature of Official Submitting Report :   
Joel Rutledge - Lead Business Financial Analyst

6. DATE COMPLETED: 7/9/2008

Line No.	Supplier Name	Mine Location	Purchase Type	Tons	F.O.B. Mine Price (\$/Ton)	Short Haul & Loading Charges (\$/Ton)	Original Invoice Price (\$/Ton)	Retro-active Price Inc(Dec) (\$/Ton)	Base Price (\$/Ton)	Quality Adjust-ments (\$/Ton)	Effective Purchase Price (\$/Ton)
(a)	(b)	(c)	(d)	(e)	(f)	(g)	(h)	(i)	(j)	(k)	(l)
1	Constellation Energy Commodities Group Inc.	8, WV, 45	S	11,657	\$89.50	N/A	\$89.50	\$0.00	\$89.50	\$(2.35)	\$87.15
2	Constellation Energy Commodities Group Inc.	8, KY, 193	S	11,042	\$90.00	N/A	\$90.00	\$0.00	\$90.00	\$3.74	\$93.74
3	Constellation Energy Commodities Group Inc.	8, KY, 195	S	11,114	\$89.50	N/A	\$89.50	\$0.00	\$89.50	\$1.26	\$90.76
4	Constellation Energy Commodities Group Inc.	8, KY, 195	S	11,502	\$92.25	N/A	\$92.25	\$0.00	\$92.25	\$3.25	\$95.50
5	Constellation Energy Commodities Group Inc.	8, WV, 5	MTC	9,819	\$52.50	N/A	\$52.50	\$0.00	\$52.50	\$(1.04)	\$51.46
6	Constellation Energy Commodities Group Inc.	8, WV, 5	S	11,368	\$86.55	N/A	\$86.55	\$0.00	\$86.55	\$0.21	\$86.76
7	Magnum Coal Sales LLC	8, WV, 45	S	12,921	\$107.00	N/A	\$107.00	\$0.00	\$107.00	\$(0.03)	\$106.97
8	Massey Utility Sales Company	8, WV, 5	MTC	22,679	\$53.37	N/A	\$53.37	\$0.00	\$53.37	\$3.33	\$56.70
9	MC Mining LLC	8, KY, 195	MTC	33,833	\$57.00	N/A	\$57.00	\$0.00	\$57.00	\$1.62	\$58.62
10	Transfer Facility	N/A	N/A	128,916	\$55.35	N/A	\$55.35	\$0.00	\$55.35	N/A	\$55.35
11	Transfer Facility	N/A	N/A	195,815	\$70.38	N/A	\$70.38	\$0.00	\$70.38	N/A	\$70.38

**DECLASSIFIED**

MONTHLY REPORT OF COST AND QUALITY OF COAL FOR ELECTRIC PLANTS  
ORIGIN, TONNAGE, DELIVERED PRICE AND AS RECEIVED QUALITY

**SPECIFIED  
CONFIDENTIAL**

1. Report for: Mo. 05/2008  
2. Reporting Company: Florida Power Corporation  
3. Plant Name: Transfer Facility - IMT

4. NAME, TITLE, TELEPHONE NUMBER OF CONTACT PERSON CONCERNING DATA  
SUBMITTED ON THIS FORM: Pat Parson, Business Financial Analyst, (919) 546-6512

5. Signature of Official Submitting Report :   
Joel Rutledge - Lead Business Financial Analyst

6. DATE COMPLETED: 7/9/2008

Line No.	Supplier Name	Mine Location	Purchase Type	Tons	F.O.B. Mine Price (\$/Ton)	Short Haul & Loading Charges (\$/Ton)	Original Invoice Price (\$/Ton)	Retro-active Price Inc(Dec) (\$/Ton)	Base Price (\$/Ton)	Quality Adjust-ments (\$/Ton)	Effective Purchase Price (\$/Ton)
(a)	(b)	(c)	(d)	(e)	(f)	(g)	(h)	(i)	(j)	(k)	(l)
1	Arch Coal Sales	17, CO, 29	S	37,447	\$83.25	N/A	\$83.25	\$0.00	\$83.25	\$4.20	\$87.45
2	Coalsales LLC	17, CO, 107	MTC	33,766	\$70.45	N/A	\$70.45	\$0.00	\$70.45	\$(0.45)	\$70.00
3	Keystone Industries LLC	8, WV, 39	MTC	15,917	\$64.25	N/A	\$64.25	\$0.00	\$64.25	\$(0.22)	\$64.03
4	Patriot Coal Sales	8, WV, 39	S	18,756	\$64.25	N/A	\$64.25	\$0.00	\$64.25	\$0.09	\$64.34
5	Patriot Coal Sales	8, WV, 39	MTC	15,664	\$52.00	N/A	\$52.00	\$0.00	\$52.00	\$0.86	\$52.86

**DECLASSIFIED**

MONTHLY REPORT OF COST AND QUALITY OF COAL FOR ELECTRIC PLANTS  
ORIGIN, TONNAGE, DELIVERED PRICE AND AS RECEIVED QUALITY

**SPECIFIED  
CONFIDENTIAL**

1. Report for: Mo. 05/2008  
2. Reporting Company: Florida Power Corporation  
3. Plant Name: Transfer Facility - UBT

4. NAME, TITLE, TELEPHONE NUMBER OF CONTACT PERSON CONCERNING DATA  
SUBMITTED ON THIS FORM: Pat Parson, Business Financial Analyst, (919) 546-6512

5. Signature of Official Submitting Report :  \_\_\_\_\_  
Joel Rutledge - Lead Business Financial Analyst

6. DATE COMPLETED: 7/9/2008

Line No.	Supplier Name	Mine Location	Purchase Type	Tons	F.O.B. Mine Price (\$/Ton)	Short Haul & Loading Charges (\$/Ton)	Original Invoice Price (\$/Ton)	Retro-active Price Inc(Dec) (\$/Ton)	Base Price (\$/Ton)	Quality Adjust-ments (\$/Ton)	Effective Purchase Price (\$/Ton)
(a)	(b)	(c)	(d)	(e)	(f)	(g)	(h)	(i)	(j)	(k)	(l)
1	Apex Coal Sales	8, WV, 45	MTC	6,778	\$34.50	N/A	\$34.50	\$0.00	\$34.50	\$(1.96)	\$32.54
2	Apex Coal Sales	8, WV, 45	S	6,942	\$40.50	N/A	\$40.50	\$0.00	\$40.50	\$1.03	\$41.53
3	Glencore Ltd.	999, IM, 45	MTC	78,508	\$62.00	N/A	\$62.00	\$0.00	\$62.00	\$(0.85)	\$61.15
4	Massey Utility Sales Company	8, WV, 99	S	14,256	\$43.00	N/A	\$43.00	\$0.00	\$43.00	\$0.00	\$43.00

**DECLASSIFIED**

MONTHLY REPORT OF COST AND QUALITY OF COAL FOR ELECTRIC PLANTS  
ORIGIN, TONNAGE, DELIVERED PRICE AND AS RECEIVED QUALITY

**SPECIFIED  
CONFIDENTIAL**

1. Report for: Mo. 05/2008  
 2. Reporting Company: Florida Power Corporation  
 3. Plant Name: Crystal River 1 & 2

4. NAME, TITLE, TELEPHONE NUMBER OF CONTACT PERSON CONCERNING DATA  
 SUBMITTED ON THIS FORM: Pat Parson, Business Financial Analyst, (919) 546-6512

5. Signature of Official Submitting Report :   
 Joel Rutledge - Lead Business Financial Analyst

6. DATE COMPLETED: 7/9/2008

Line No.	Supplier Name	Mine Location	Shipping Point	Transportation Mode	Tons	Effective Purchase Price (\$/Ton)	Additional Shorthaul & Loading Charges (\$/Ton)	Rail Rate (\$/Ton)	Other Rail Charges (\$/Ton)	River Barge Rate (\$/Ton)	Trans-loading Rate (\$/Ton)	Ocean Barge Rate (\$/Ton)	Other Water Charges (\$/Ton)	Other Related Charges (\$/Ton)	Transportation Charges (\$/Ton)	F.O.B. Plant Price (\$/Ton)
(a)	(b)	(c)	(d)	(e)	(f)	(g)	(h)	(i)	(j)	(k)	(l)	(m)	(n)	(o)	(p)	(q)
1	Alpha Coal Sales Co. LLC	8, KY, 133	Roxana, KY	UR	10,938	\$40.08	N/A	\$31.78	\$2.03	N/A	N/A	N/A	N/A	N/A	\$33.81	\$73.89
2	B&W Resources Inc	8, KY, 51	Resource, KY	UR	34,636	\$50.22	N/A	\$29.96	\$2.03	N/A	N/A	N/A	N/A	N/A	\$31.99	\$82.21
3	Consol Energy Sales Company	8, KY, 119	Mousie, KY	UR	11,492	\$52.40	N/A	\$30.14	\$2.02	N/A	N/A	N/A	N/A	N/A	\$32.16	\$84.57
4	Constellation Energy Commodities Group	8, KY, 193	Leatherwood, KY	UR	11,642	\$52.84	N/A	\$31.78	\$2.21	N/A	N/A	N/A	N/A	N/A	\$33.99	\$86.83
5	Massey Utility Sales Company	8, WV, 5	Homer	UR	11,214	\$41.82	N/A	\$32.49	\$2.31	N/A	N/A	N/A	N/A	N/A	\$34.80	\$76.62
6	Massey Utility Sales Company	8, WV, 5	Holbrook	UR	9,800	\$49.21	N/A	\$32.24	\$2.31	N/A	N/A	N/A	N/A	N/A	\$34.55	\$83.75
7	Trinity Coal Marketing LLC	8, KY, 71	Banner, KY	UR	21,514	\$51.51	N/A	\$30.14	\$2.00	N/A	N/A	N/A	N/A	N/A	\$32.14	\$83.66


**DECLASSIFIED**

MONTHLY REPORT OF COST AND QUALITY OF COAL FOR ELECTRIC PLANTS  
ORIGIN, TONNAGE, DELIVERED PRICE AND AS RECEIVED QUALITY

**SPECIFIED  
CONFIDENTIAL**

1. Report for: Mo. 05/2008  
2. Reporting Company: Florida Power Corporation  
3. Plant Name: Crystal River 4 & 5

4. NAME, TITLE, TELEPHONE NUMBER OF CONTACT PERSON CONCERNING DATA  
SUBMITTED ON THIS FORM: Pat Parson, Business Financial Analyst, (919) 546-6512

5. Signature of Official Submitting Report :   
Joel Rutledge - Lead Business Financial Analyst

6. DATE COMPLETED: 7/9/2008

Line No.	Supplier Name	Mine Location	Shipping Point	Transportation Mode	Tons	Effective Purchase Price (\$/Ton)	Additional Shorthaul & Loading Charges (\$/Ton)	Rail	Other	River	Trans-	Ocean	Other	Other	Transport-	F.O.B.
								Rate (\$/Ton)	Rail Charges (\$/Ton)	Barge Rate (\$/Ton)	loading Rate (\$/Ton)	Barge Rate (\$/Ton)	Water Charges (\$/Ton)	Related Charges (\$/Ton)	tation Charges (\$/Ton)	Plant Price (\$/Ton)
(a)	(b)	(c)	(d)	(e)	(f)	(g)	(h)	(i)	(j)	(k)	(l)	(m)	(n)	(o)	(p)	(q)
1	Constellation Energy Commodities Group	8, WV, 45	Fanco	UR	11,657	\$87.15	N/A	\$32.24	\$1.70	N/A	N/A	N/A	N/A	N/A	\$33.94	\$121.09
2	Constellation Energy Commodities Group	8, KY, 193	Bluegrass #4, KY	UR	11,042	\$93.74	N/A	\$31.78	\$1.70	N/A	N/A	N/A	N/A	N/A	\$33.48	\$127.22
3	Constellation Energy Commodities Group	8, KY, 195	Scotts Branch,	UR	11,114	\$90.76	N/A	\$30.14	\$1.69	N/A	N/A	N/A	N/A	N/A	\$31.83	\$122.59
4	Constellation Energy Commodities Group	8, KY, 195	Scotts Branch,	UR	11,502	\$95.50	N/A	\$30.14	\$2.96	N/A	N/A	N/A	N/A	N/A	\$33.10	\$128.60
5	Constellation Energy Commodities Group	8, WV, 5	Liberty, WV	UR	9,819	\$51.46	N/A	\$32.24	\$2.00	N/A	N/A	N/A	N/A	N/A	\$34.24	\$85.70
6	Constellation Energy Commodities Group	8, WV, 5	Sylvester, WV	UR	11,368	\$86.76	N/A	\$32.24	\$1.70	N/A	N/A	N/A	N/A	N/A	\$33.94	\$120.71
7	Magnum Coal Sales LLC	8, WV, 45	Fanco	UR	12,921	\$106.97	N/A	\$32.24	\$1.67	N/A	N/A	N/A	N/A	N/A	\$33.91	\$140.88
8	Massey Utility Sales Company	8, WV, 5	Sylvester, WV	UR	22,679	\$56.70	N/A	\$32.24	\$1.70	N/A	N/A	N/A	N/A	N/A	\$33.94	\$90.64
9	MC Mining LLC	8, KY, 195	Scotts Branch,	UR	33,833	\$58.62	N/A	\$30.14	\$1.70	N/A	N/A	N/A	N/A	N/A	\$31.84	\$90.46
10	Transfer Facility	N/A	Davant, La	GB	128,916	\$55.35	N/A	N/A	N/A	N/A	\$2.55	\$8.05	\$0.58	N/A	\$11.18	\$66.53
11	Transfer Facility	N/A	Myrtle Grove, La	GB	195,815	\$70.38	N/A	N/A	N/A	N/A	\$1.66	\$7.90	\$0.13	N/A	\$9.69	\$80.07


**DECLASSIFIED**

MONTHLY REPORT OF COST AND QUALITY OF COAL FOR ELECTRIC PLANTS  
ORIGIN, TONNAGE, DELIVERED PRICE AND AS RECEIVED QUALITY

**SPECIFIED  
CONFIDENTIAL**

1. Report for: Mo. 05/2008  
2. Reporting Company: Florida Power Corporation  
3. Plant Name: Transfer Facility - IMT

4. NAME, TITLE, TELEPHONE NUMBER OF CONTACT PERSON CONCERNING DATA  
SUBMITTED ON THIS FORM: Pat Parson, Business Financial Analyst, (919) 546-6512

5. Signature of Official Submitting Report :   
Joel Rutledge - Lead Business Financial Analyst

6. DATE COMPLETED: 7/9/2008

Line No.	Supplier Name	Mine Location	Shipping Point	Transportation Mode	Tons	Effective Purchase Price (\$/Ton)	Additional Shorthaul & Loading Charges (\$/Ton)	Rail Rate (\$/Ton)	Other Rail Charges (\$/Ton)	River Barge Rate (\$/Ton)	Trans-loading Rate (\$/Ton)	Ocean Barge Rate (\$/Ton)	Other Water Charges (\$/Ton)	Other Related Charges (\$/Ton)	Transportation Charges (\$/Ton)	F.O.B. Plant Price (\$/Ton)
(a)	(b)	(c)	(d)	(e)	(f)	(g)	(h)	(i)	(j)	(k)	(l)	(m)	(n)	(o)	(p)	(q)
1	Arch Coal Sales	17, CO, 29	West Elk	B	37,447	\$87.45	N/A	N/A	N/A	\$12.25	\$2.24	N/A	\$0.00	N/A	\$14.49	\$101.95
2	Coalsales LLC	17, CO, 107	Twentymile, Co	B	33,766	\$70.00	N/A	N/A	N/A	\$12.25	\$2.20	N/A	\$0.00	N/A	\$14.45	\$84.45
3	Keystone Industries LLC	8, WV, 39	Marmet Dock,	B	15,917	\$64.03	N/A	N/A	N/A	\$12.85	\$1.74	N/A	\$0.00	N/A	\$14.59	\$78.61
4	Patriot Coal Sales	8, WV, 39	Winifrede Dock,	B	18,756	\$64.34	N/A	N/A	N/A	\$12.85	\$1.96	N/A	\$0.07	N/A	\$14.88	\$79.23
5	Patriot Coal Sales	8, WV, 39	Kanahwa Eagle	B	15,664	\$52.86	N/A	N/A	N/A	\$12.85	\$1.88	N/A	\$0.09	N/A	\$14.82	\$67.68

DECLASSIFIED

MONTHLY REPORT OF COST AND QUALITY OF COAL FOR ELECTRIC PLANTS  
ORIGIN, TONNAGE, DELIVERED PRICE AND AS RECEIVED QUALITY

**SPECIFIED  
CONFIDENTIAL**

1. Report for: Mo. 05/2008  
2. Reporting Company: Florida Power Corporation  
3. Plant Name: Transfer Facility - UBT

4. NAME, TITLE, TELEPHONE NUMBER OF CONTACT PERSON CONCERNING DATA  
SUBMITTED ON THIS FORM: Pat Parson, Business Financial Analyst, (919) 546-6512

5. Signature of Official Submitting Report :   
Joel Rutledge - Lead Business Financial Analyst

6. DATE COMPLETED: 7/9/2008

Line No.	Supplier Name	Mine Location	Shipping Point	Transportation Mode	Tons	Effective Purchase Price (\$/Ton)	Additional Shorthaul & Loading Charges (\$/Ton)	Rail Rate (\$/Ton)	Other Rail Charges (\$/Ton)	River Barge Rate (\$/Ton)	Trans-loading Rate (\$/Ton)	Ocean Barge Rate (\$/Ton)	Other Water Charges (\$/Ton)	Other Related Charges (\$/Ton)	Transportation Charges (\$/Ton)	F.O.B. Plant Price (\$/Ton)
(a)	(b)	(c)	(d)	(e)	(f)	(g)	(h)	(i)	(j)	(k)	(l)	(m)	(n)	(o)	(p)	(q)
1	Apex Coal Sales	8, WV, 45	Amherstdale, WV	B	6,778	\$32.54	N/A	N/A	N/A	\$12.85	\$0.00	N/A	\$0.01	N/A	\$12.86	\$45.40
2	Apex Coal Sales	8, WV, 45	Amherstdale, WV	B	6,942	\$41.53	N/A	N/A	N/A	\$12.85	\$0.00	N/A	\$0.01	N/A	\$12.86	\$54.39
3	Glencore Ltd.	999, IM, 45	La Jagua, S.A.	OB	78,508	\$61.15	N/A	N/A	N/A	N/A	\$0.00	N/A	\$0.01	N/A	\$0.01	\$61.16
4	Massey Utility Sales Company	8, WV, 99	Ceredo Dock, WV	B	14,256	\$43.00	N/A	N/A	N/A	\$12.67	\$0.00	N/A	\$0.00	N/A	\$12.67	\$55.67

**DECLASSIFIED**

MONTHLY REPORT OF COST AND QUALITY OF COAL FOR ELECTRIC PLANTS  
 ORIGIN, TONNAGE, DELIVERED PRICE AND AS RECEIVED QUALITY

**SPECIFIED  
 CONFIDENTIAL**

1. Report for: Mo. 05/2008  
 2. Reporting Company: Florida Power Corporation  
 3. Plant Name: Crystal River 1 & 2

4. NAME, TITLE, TELEPHONE NUMBER OF CONTACT PERSON CONCERNING DATA  
 SUBMITTED ON THIS FORM: Pat Parson, Business Financial Analyst, (919) 546-6512

5. Signature of Official Submitting Report:

  
 Joe Rutledge - Lead Business Financial Analyst

6. DATE COMPLETED: 7/9/2008

Line No.	Month Reported	Form Plant Name	Intended Generating Plant	Supplier Name	Original Line Number	Volume (tons)	Form No.	Column Title	Old Value	New Value	New F.O.B. Plant Price	Reason for Revision
(a)	(b)	(c)	(d)	(e)	(f)	(g)	(h)	(i)	(j)	(k)	(l)	(m)

NONE

**DECLASSIFIED**



MONTHLY REPORT OF COST AND QUALITY OF COAL FOR ELECTRIC PLANTS  
 ORIGIN, TONNAGE, DELIVERED PRICE AND AS RECEIVED QUALITY

**SPECIFIED  
 CONFIDENTIAL**

1. Report for: Mo. 05/2008  
 2. Reporting Company: Florida Power Corporation  
 3. Plant Name: Crystal River 4 & 5

4. NAME, TITLE, TELEPHONE NUMBER OF CONTACT PERSON CONCERNING DATA  
 SUBMITTED ON THIS FORM: Pat Parson, Business Financial Analyst, (919) 546-6512

5. Signature of Official Submitting Report:

  
 Joel Rutledge - Lead Business Financial Analyst

6. DATE COMPLETED: 7/9/2008

Line No.	Month Reported	Form Plant Name	Intended Generating Plant	Supplier Name	Original Line Number	Volume (tons)	Form No.	Column Title	Old Value	New Value	New F.O.B. Plant Price	Reason for Revision
(a)	(b)	(c)	(d)	(e)	(f)	(g)	(h)	(i)	(j)	(k)	(l)	(m)
NONE												

**DECLASSIFIED**

MONTHLY REPORT OF COST AND QUALITY OF COAL FOR ELECTRIC PLANTS  
 ORIGIN, TONNAGE, DELIVERED PRICE AND AS RECEIVED QUALITY

**SPECIFIED  
 CONFIDENTIAL**

1. Report for: Mo. 05/2008  
 2. Reporting Company: Florida Power Corporation  
 3. Plant Name: Transfer Facility - IMT

4. NAME, TITLE, TELEPHONE NUMBER OF CONTACT PERSON CONCERNING DATA  
 SUBMITTED ON THIS FORM: Pat Parson, Business Financial Analyst, (919) 546-6512

5. Signature of Official Submitting Report:

  
 Joe Rutledge - Lead Business Financial Analyst

6. DATE COMPLETED: 7/9/2008

Line No.	Month Reported	Form Plant Name	Intended Generating Plant	Supplier Name	Original Line Number	Volume (tons)	Form No.	Column Title	Old Value	New Value	New F.O.B. Plant Price	Reason for Revision
(a)	(b)	(c)	(d)	(e)	(f)	(g)	(h)	(i)	(j)	(k)	(l)	(m)

NONE

**DECLASSIFIED**


MONTHLY REPORT OF COST AND QUALITY OF COAL FOR ELECTRIC PLANTS  
 ORIGIN, TONNAGE, DELIVERED PRICE AND AS RECEIVED QUALITY

**SPECIFIED  
 CONFIDENTIAL**

1. Report for: Mo. 05/2008  
 2. Reporting Company: Florida Power Corporation  
 3. Plant Name: Transfer Facility - UBT

4. NAME, TITLE, TELEPHONE NUMBER OF CONTACT PERSON CONCERNING DATA  
 SUBMITTED ON THIS FORM: Pat Parson, Business Financial Analyst, (919) 546-6512

5. Signature of Official Submitting Report:



Joel Rutledge - Lead Business Financial Analyst

6. DATE COMPLETED: 7/9/2008

Line No.	Month Reported	Form Plant Name	Intended Generating Plant	Supplier Name	Original Line Number	Volume (tons)	Form No.	Column Title	Old Value	New Value	New F.O.B. Plant Price	Reason for Revision
(a)	(b)	(c)	(d)	(e)	(f)	(g)	(h)	(i)	(j)	(k)	(l)	(m)
NONE												

**DECLASSIFIED**