

REDACTED

BEFORE THE FLORIDA PUBLIC SERVICE COMMISSION

IN RE: Fuel and purchased power cost recovery clause and generating performance incentive factor

Docket No.: 080001-EI Date: July 28, 2008

REQUEST FOR CONFIDENTIAL CLASSIFICATION

GULF POWER COMPANY ["Gulf Power", "Gulf", or the "Company"], by and through its undersigned attorneys and pursuant to Rule 25-22.006, Florida Administrative Code, hereby files a request that the Florida Public Service Commission enter an order protecting from public disclosure certain information submitted by Gulf Power in response to Commission Staff's Second Request for Production of Documents to Gulf Power Company (Nos. 9-10). As grounds for this request, the Company states:

1. On July 8, 2008, Gulf Power filed a Notice of Intent to Request Confidential Classification of information submitted in response to requests numbered 9 and 10 of Commission Staff's Second Request for Production pursuant to Rule 25-22.006, F.A.C. Because the documents are still in possession of the Commission Staff, Gulf files this Request for Confidential Classification pursuant to Rule 25-22.006(3)(a)1, F.A.C.

2. A portion of the information submitted by Gulf Power in response to requests numbered 9 and 10 of Commission Staff's Second Request for Production is proprietary confidential business information regarding contractual matters which would cause irreparable harm to Gulf Power, the entities with whom it has entered into contracts and most importantly to Gulf's customers if such information were disclosed to the general public. The information is entitled to confidential classification pursuant to §366.093(3) (d) and (e), Florida Statutes. Specifically, the confidential information consists of: (a) pricing terms for coal offered to and purchased by Gulf Power in 2007; (b) natural gas hedging transaction documents which provide pricing and account information for natural gas hedges entered by Gulf Power in 2007; and (c)

ECR
GCL 3
OPC
RCP
SSC
SGA
ADM
CLK

DOCUMENT NUMBER-DATE
06640 JUL 29 08
FPSC-COMMISSION CLERK


work papers and source documents containing pricing terms for capacity payments addressed in Schedule CCA-4 to Exhibit RJM-1 of witness Rhonda Martin's testimony filed with the Commission on March 3, 2008. Disclosure of this information would negatively impact Gulf's ability to negotiate pricing favorable to its customers in the future. In addition, potential counterparties may refuse to enter into contracts with Gulf or would charge higher prices if the contract terms were made public.

3. The information filed pursuant to this Request is intended to be, and is treated as, confidential by the Gulf Power and, to this attorney's knowledge, has not been otherwise publicly disclosed.

4. Submitted as Exhibit "A" are copies of the subject documents, on which is highlighted the information for which confidential classification is requested. Exhibit "A" should be treated as confidential pending a ruling on this request. Attached as Exhibit "B" are two (2) edited copies of the subject documents, which may be made available for public review and inspection. Attached as Exhibit "C" to this request is a line-by-line/field-by-field justification for the request for confidential classification.

WHEREFORE, Gulf Power Company respectfully requests that the Commission enter an order protecting the information highlighted on Exhibit "A" from public disclosure as proprietary confidential business information.

Respectfully submitted this 28th day of July, 2008.



JEFFREY A. STONE

Florida Bar No. 325953

RUSSELL A. BADDERS

Florida Bar No. 007455

STEVEN R. GRIFFIN

Florida Bar No. 0627569

Beggs & Lane

P. O. Box 12950

Pensacola, FL 32591

(850) 432-2451

Attorneys for Gulf Power Company

CERTIFICATE OF SERVICE

I HEREBY CERTIFY that a true and correct copy of the foregoing was furnished by U. S mail this 28th day of July, 2008, on the following:

John T. Burnett, Esq.
Progress Energy Service Co.
P. O. Box 14042
St. Petersburg FL 33733-4042

Mehrdad Khojasteh
Florida Public Utilities Company
P. O. Box 3395
West Palm Beach FL 33402-3395

Lisa Bennett, Esq.
FL Public Service Commission
2540 Shumard Oak Boulevard
Tallahassee FL 32399-0863

John T. Butler, Esq.
Senior Attorney for Florida
Power & Light Company
700 Universe Boulevard
Juno Beach FL 33408-0420

R. Wade Litchfield, Esq.
Associate General Counsel for
Florida Power & Light Company
700 Universe Boulevard
Juno Beach FL 33408-0420

Jeffrey S. Bartel
Vice President
Florida Power & Light Co.
215 S. Monroe Street, Ste. 810
Tallahassee FL 32301-1859

John W. McWhirter, Jr., Esq.
Attorney for Florida Industrial
Power Users Group
McWhirter Reeves & Davidson
P. O. Box 3350
Tampa FL 33601-3350

Lee L. Willis, Esq.
James D. Beasley, Esq.
Attorneys for Tampa Electric Co.
Ausley & McMullen
P. O. Box 391
Tallahassee FL 32302

Paula K. Brown, Administrator
Regulatory Coordination
Tampa Electric Company
P. O. Box 111
Tampa FL 33601

Paul Lewis, Jr.
Progress Energy Florida, Inc.
106 E. College Ave., Ste. 800
Tallahassee FL 32301-7740

Patricia Ann Christensen, Esq.
Office of Public Counsel
111 W. Madison St., Room 812
Tallahassee FL 32399-1400


Norman H. Horton, Jr., Esq.
Messer, Caparello & Self, P.A.
P. O. Box 15579
Tallahassee FL 32317

Michael B. Twomey
Attorney for AARP
P. O. Box 5256
Tallahassee FL 32314-5256

Cecilia Bradley
Senior Assistant Attorney General
Office of the Attorney General
The Capitol-PL01
Tallahassee FL 32399-1050

James W. Brew
Brickfield, Burchette, et al., P.C.
1025 Thomas Jefferson St., NW
Eighth, West Tower
Washington DC 20007-5201

Karin S. Torain
PCS Administration (USA), Inc.
Skokie Boulevard, Ste. 400
Northbrook IL 60062



JEFFREY A. STONE

Florida Bar No. 325953

RUSSELL A. BADDERS

Florida Bar No. 007455

STEVEN R. GRIFFIN

Florida Bar No. 0627569

BEGGS & LANE

P. O. Box 12950

Pensacola FL 32591-2950

(850) 432-2451

Attorneys for Gulf Power Company

BEFORE THE FLORIDA PUBLIC SERVICE COMMISSION

IN RE: Fuel and purchased power cost
recovery clause and generating performance
incentive factor
_____)

Docket No.: 080001-EI
Date: July 28, 2008

REQUEST FOR CONFIDENTIAL CLASSIFICATION

EXHIBIT "A"

Provided to the Commission Clerk
under separate cover as confidential information

EXHIBIT "B"

Invoice for GULF for the NYMEX Settlement for Dec 2007 11/29/2007
 Totals by

Counter Party	Swap Total	Option Total	Counter Party Total				
ABNAMRO	-30,910.00	0	-30,910.00				
BANKAMER	-14,670.00	0	-14,670.00				
BARCLAYS	-121,970.00	0	-121,970.00				
CIBC	-167,920.00	0	-167,920.00				
DEUTSCHE	-59,730.00	0	-59,730.00				
JPMORGAN	-39,560.00	0	-39,560.00				
MITSUI	-9,930.00	0	-9,930.00				
MORGAN	-16,540.00	0	-16,540.00				
Suisse	-4,670.00	0	-4,670.00				
Total for GULF	-465,900.00	0	-465,900.00				

Totals by Hedge Month	
7-Nov	(\$18,600.00)
7-Dec	\$484,500.00
	\$465,900.00

\$465,900.00 SCS Receivable from GULF

Southern Co. Services
 Bank of America
 Dallas, Texas

Bank Account Info



DEC 2007 = CR = 40427-547-00004
 CR2 182-00550

> 484,500.00

A

0105

CONFIDENTIAL

Invoice for	GULF for the	NYMEX	Settlement	No Dec 2007	11/29/2007
Totals by					
Counter Party	Swap Total	Option Total	Counter Party Total		
ABNAMRO	-30,810.00	0	-30,810.00		
BANKAMER	-14,870.00	0	-14,870.00		
BARCLAYS	-121,870.00	0	-121,870.00		
CIBC	-181,920.00	0	-181,920.00		
DEUTSCHE	-58,730.00	0	-58,730.00		
JPMORGAN	-30,580.00	0	-30,580.00		
MTSU	9,930.00	0	9,930.00		
MORGAN	-16,540.00	0	-16,540.00		
Summ	-448,870.00	0	-448,870.00		
Total for GULF	-448,870.00	0	-448,870.00		

Totals by Hedge Month
 7 Nov (\$18,600.00)
 7 Dec (\$484,500.00)
 (\$465,900.00)

A B
 Southern Co. Services
 Bank of America
 Dallas, Texas

OpCo	ContractID	Swap Deal Detail	DealType	DealNumber	TransactionDate	ContractMonth	HedgeMonth	Quantity	CPPrice	CPRate	CPAdd	CPMult	CPRatePrice	SoCoPrice	SoCoRate	SoCoAdd	SoCoMult	SoCoRatePrice	SoCoRateAmount
GULF	50	ABNAMRO	Swap	2008 38045	8/21/2006 13 30	7-Dec	7-Dec	10000		NYMEX LD									15,970.00
GULF	50	ABNAMRO	Swap	2007 38842	9/19/2007 18 28	7-Dec	7-Dec	20000		NYMEX LD									-14,840.00
ABNAMRO Total:																			
-20,810.00																			
GULF	50	BANKAMER	Swap	2008 37082	4/25/2006 15 00	7-Dec	7-Dec	10000		NYMEX LD									42,470.00
GULF	50	BANKAMER	Swap	2008 3784	9/8/2006 16 08	7-Dec	7-Dec	10000		NYMEX LD									-32,870.00
GULF	50	BANKAMER	Swap	2007 38804	11/6/2007 15 07	7-Dec	7-Nov	10000		NYMEX LD									8,470.00
GULF	50	BANKAMER	Swap	2007 38831	11/15/2007 14 58	7-Dec	7-Nov	20000		NYMEX LD									12,740.00
GULF	50	BANKAMER	Swap	2007 38875	11/26/2007 17 38	7-Dec	7-Dec	60000		NYMEX LD									30,420.00
GULF	50	BANKAMER	Swap	2007 3888	11/27/2007 18 28	7-Dec	7-Nov	20000		NYMEX LD									9,040.00
BANKAMER Total:																			
-14,870.00																			
GULF	50	BARCLAYS	Swap	2008 37118	5/17/2006 21 20	7-Dec	7-Dec	10000		NYMEX LD									40,870.00
GULF	50	BARCLAYS	Swap	2008 37887	8/13/2006 15 33	7-Dec	7-Dec	10000		NYMEX LD									-27,470.00
GULF	50	BARCLAYS	Swap	2007 38286	7/12/2007 16 04	7-Dec	7-Dec	20000		NYMEX LD									20,840.00
GULF	50	BARCLAYS	Swap	2007 38478	8/29/2007 16 21	7-Dec	7-Dec	20000		NYMEX LD									-18,340.00
GULF	50	BARCLAYS	Swap	2007 38857	10/25/2007 16 17	7-Dec	7-Nov	140000		NYMEX LD									62,580.00
GULF	50	BARCLAYS	Swap	2007 38807	11/9/2007 14 59	7-Dec	7-Nov	10000		NYMEX LD									3,870.00
GULF	50	BARCLAYS	Swap	2007 38938	11/19/2007 14 55	7-Dec	7-Nov	20000		NYMEX LD									15,640.00
GULF	50	BARCLAYS	Swap	2007 38988	11/29/2007 17 43	7-Dec	7-Dec	60000		NYMEX LD									30,420.00
BARCLAYS Total:																			
-121,870.00																			
GULF	50	CIBC	Swap	2008 37134	5/29/2006 13 52	7-Dec	7-Dec	10000		NYMEX LD									40,870.00
GULF	50	CIBC	Swap	2008 38289	12/27/2006 21 46	7-Dec	7-Dec	20000		NYMEX LD									-22,840.00
GULF	50	CIBC	Swap	2007 38218	8/28/2007 17 21	7-Dec	7-Dec	10000		NYMEX LD									-13,570.00
GULF	50	CIBC	Swap	2007 38543	8/27/2007 17 55	7-Dec	7-Dec	20000		NYMEX LD									5,540.00
GULF	50	CIBC	Swap	2007 38848	10/24/2007 18 14	7-Dec	7-Nov	50000		NYMEX LD									-24,250.00
GULF	50	CIBC	Swap	2007 38862	10/25/2007 18 38	7-Dec	7-Nov	300000		NYMEX LD									-120,400.00
GULF	50	CIBC	Swap	2007 38888	11/15/2007 14 46	7-Dec	7-Nov	10000		NYMEX LD									8,720.00
GULF	50	CIBC	Swap	2007 38925	11/14/2007 14 47	7-Dec	7-Nov	10000		NYMEX LD									7,870.00
GULF	50	CIBC	Swap	2007 38943	11/26/2007 15 25	7-Dec	7-Nov	20000		NYMEX LD									13,240.00
GULF	50	CIBC	Swap	2007 38967	11/26/2007 21 19	7-Dec	7-Dec	60000		NYMEX LD									29,620.00
CIBC Total:																			
-187,638.00																			
GULF	50	DEUTSCHE	Swap	2008 37165	5/10/2006 16 45	7-Dec	7-Dec	10000		NYMEX LD									-30,270.00
GULF	50	DEUTSCHE	Swap	2008 3802	9/18/2006 16 24	7-Dec	7-Dec	10000		NYMEX LD									22,870.00
GULF	50	DEUTSCHE	Swap	2007 38244	7/6/2007 18 58	7-Dec	7-Dec	20000		NYMEX LD									22,840.00
GULF	50	DEUTSCHE	Swap	2007 38801	11/7/2007 15 07	7-Dec	7-Nov	10000		NYMEX LD									5,170.00
GULF	50	DEUTSCHE	Swap	2007 38834	11/16/2007 15 18	7-Dec	7-Nov	30000		NYMEX LD									17,180.00
GULF	50	DEUTSCHE	Swap	2007 38984	11/29/2007 21 23	7-Dec	7-Nov	10000		NYMEX LD									3,120.00
DEUTSCHE Total:																			
-48,758.00																			
GULF	50	JPMORGAN	Swap	2008 38823	2/19/2008 19 10	7-Dec	7-Dec	10000		NYMEX LD									-24,870.00
GULF	50	JPMORGAN	Swap	2008 37987	8/12/2006 16 00	7-Dec	7-Dec	10000		NYMEX LD									-30,470.00
GULF	50	JPMORGAN	Swap	2007 38212	8/28/2007 21 26	7-Dec	7-Dec	10000		NYMEX LD									-13,470.00
GULF	50	JPMORGAN	Swap	2007 38852	9/19/2007 16 58	7-Dec	7-Dec	20000		NYMEX LD									9,740.00
GULF	50	JPMORGAN	Swap	2007 38861	9/19/2007 17 03	7-Dec	7-Dec	10000		NYMEX LD									5,020.00
GULF	50	JPMORGAN	Swap	2007 38868	9/20/2007 18 08	7-Dec	7-Dec	10000		NYMEX LD									-3,970.00
GULF	50	JPMORGAN	Swap	2007 38878	11/1/2007 14 08	7-Dec	7-Nov	10000		NYMEX LD									11,470.00
GULF	50	JPMORGAN	Swap	2007 38817	11/12/2007 16 12	7-Dec	7-Nov	10000		NYMEX LD									5,570.00
GULF	50	JPMORGAN	Swap	2007 38988	11/21/2007 15 08	7-Dec	7-Nov	100000		NYMEX LD									23,700.00
GULF	50	JPMORGAN	Swap	2007 38984	11/27/2007 18 11	7-Dec	7-Dec	20000		NYMEX LD									7,540.00
JPMORGAN Total:																			
-38,680.00																			
GULF	50	MTSU	Swap	2008 38812	2/14/2008 17 04	7-Dec	7-Dec	10000		NYMEX LD									27,220.00
GULF	50	MTSU	Swap	2008 37376	8/8/2006 14 45	7-Dec	7-Dec	10000		NYMEX LD									-28,870.00
GULF	50	MTSU	Swap	2008 38281	12/22/2006 17 08	7-Dec	7-Dec	10000		NYMEX LD									-18,870.00
GULF	50	MTSU	Swap	2007 38186	8/28/2007 20 30	7-Dec	7-Dec	10000		NYMEX LD									-15,270.00
GULF	50	MTSU	Swap	2007 38863	11/9/2007 14 36	7-Dec	7-Nov	30000		NYMEX LD									38,810.00
GULF	50	MTSU	Swap	2007 38821	11/13/2007 14 58	7-Dec	7-Nov	10000		NYMEX LD									8,270.00
GULF	50	MTSU	Swap	2007 38871	11/26/2007 21 27	7-Dec	7-Dec	60000		NYMEX LD									30,420.00
MTSU Total:																			
-9,538.00																			
GULF	50	MORGAN	Swap	2007 38245	7/25/2007 17 28	7-Dec	7-Dec	20000		NYMEX LD									18,540.00
MORGAN Total:																			
-18,840.00																			
GULF	50	Summa	Swap	2008 37373	5/24/2006 20 13	7-Dec	7-Dec	10000		NYMEX LD									36,470.00
GULF	50	Summa	Swap	2008 38213	12/5/2006 16 38	7-Dec	7-Dec	20000		NYMEX LD									-34,840.00
GULF	50	Summa	Swap	2007 38488	8/21/2007 14 11	7-Dec	7-Dec	20000		NYMEX LD									11,740.00
GULF	50	Summa	Swap	2007 38875	10/31/2007 14 14	7-Dec	7-Nov	10000		NYMEX LD									8,270.00
GULF	50	Summa	Swap	2007 38913	11/9/2007 14 54	7-Dec	7-Nov	30000		NYMEX LD									17,760.00
GULF	50	Summa	Swap	2007 38945	11/20/2007 18 30	7-Dec	7-Nov	20000		NYMEX LD									7,840.00
GULF	50	Summa	Swap	2007 40008	11/29/2007 15 33	7-Dec	7-Dec	130000		NYMEX LD									47,710.00
Summa Total:																			
-4,678.00																			

0106

CONFIDENTIAL



Energy to Serve Your World™

INVOICE

December 3, 2007

**Gulf Power Company
Attn: Charlotte Curl**

Re: NYMEX settlement for December 2007

Please pay the amount due of \$465,900.00 on December 5, 2007

This payment should be electronically transferred by wire or ACH to the following account:

A

Wire instructions:

Bank of America

Dallas, TX

1 **Account #:** [REDACTED]

2 **ABA #:** [REDACTED]

ACH instructions:

Bank of America

Dallas, TX

3 **Account #:** [REDACTED]

4 **ABA #:** [REDACTED]

Please see attached for the invoice detail.

If you have any questions, please contact Bronson Kilgore at (205) 257-3150.

CONFIDENTIAL

Invoice for GULF for the NYMEX Settlement for Jan 2008

12/28/2007

Counter Party	Swap Total	Option Total	Counter Party Total
ABNAMRO	-31,840.00	0	-31,840.00
BANKAMER	-134,340.00	0	-134,340.00
BARCLAYS	-153,890.00	0	-153,890.00
CIBC	-142,080.00	0	-142,080.00
DEUTSCHE	-90,450.00	0	-90,450.00
JPMORGAN	-99,030.00	0	-99,030.00
MITSUI	-143,330.00	0	-143,330.00
MORGAN	486,040.00	0	486,040.00
Suisse	-189,430.00	0	-189,430.00
Total for GULF	-498,350.00	0	-498,350.00

Totals by Hedge Month	
7-Dec	\$321,050.00
7-Jan	\$177,300.00
	\$498,350.00

\$498,350.00 SCS Receivable from GULF

Southern Co. Services
Bank of America
Dallas, Texas

Bank Account Info
Account # [REDACTED]
ABA # [REDACTED]

A

DEC 2007 ⇒ DR ⇒ 40427-547-0004 > 321,050 -
CR ⇒ 234-00704

DEC 2007 ⇒ DR 2 182 - 00550 > 177,300 -
CR 2 234-00704

CONFIDENTIAL

6010

Invoice for	GULF for the	NYMEX	Settlement	for Jan 2008	12/28/2007
Totals by					
Counter Party	Swap Total	Cyber Total	Counter Party Total		
ABNABRO	-31,840.00	0	-31,840.00		
BANKAMER	-134,340.00	0	-134,340.00		
BARCLAYS	-153,890.00	0	-153,890.00		
CIBC	-142,080.00	0	-142,080.00		
DEUTSCHE	-90,450.00	0	-90,450.00		
JPMORGAN	-99,030.00	0	-99,030.00		
MTSUI	-143,330.00	0	-143,330.00		
MORGAN	-486,940.00	0	-486,940.00		
Sussex	-189,430.00	0	-189,430.00		
Total for GULF	-499,360.00	0	-499,360.00		

Totals by Hedge Month:
 7-Dec \$321,050.00
 7-Jan \$177,300.00
 \$498,350.00

A

B

C

D

E

OpCo	ContractID	Swap Deal Detail	Deal Type	Deal Number	Transaction Date	Contract Month	Hedge Month	Quantity	CPRate	CPMx	CPAdd	CPMnt	CPRatePrice	SoCoPrice	SoCoMx	SoCoAdd	SoCoMnt	SoCoRatePrice	SoCoRateAmount
GULF	50 ABNABRO	Swap	2008 38045	9/21/2008 13 30	8-Jan	8-Jan	10000												-16,280.00
GULF	50 ABNABRO	Swap	2007 29642	9/18/2007 18 28	8-Jan	8-Jan	20000												-15,560.00
		ABNABRO Total:																	-31,840.00
GULF	50 BANKAMER	Swap	2008 37092	4/25/2008 18 00	8-Jan	8-Jan	10000												-42,780.00
GULF	50 BANKAMER	Swap	2008 3794	9/8/2008 18 08	8-Jan	8-Jan	10000												-25,180.00
GULF	50 BANKAMER	Swap	2007 29672	9/20/2007 18 20	8-Jan	8-Jan	10000												-7,780.00
GULF	50 BANKAMER	Swap	2007 39975	11/26/2007 21 35	8-Jan	7-Dec	60000												50,880.00
GULF	50 BANKAMER	Swap	2007 40043	12/7/2007 15 22	8-Jan	7-Dec	40000												1,120.00
GULF	50 BANKAMER	Swap	2007 40082	12/18/2007 16 29	8-Jan	7-Dec	10000												-720.00
GULF	50 BANKAMER	Swap	2007 40093	12/29/2007 15 44	8-Jan	7-Dec	10000												-120.00
		BANKAMER Total:																	-134,340.00
GULF	50 BARCLAYS	Swap	2008 37119	5/17/2008 21 20	8-Jan	8-Jan	10000												-41,280.00
GULF	50 BARCLAYS	Swap	2008 37087	8/13/2008 15 52	8-Jan	8-Jan	10000												27,790.00
GULF	50 BARCLAYS	Swap	2007 38258	7/12/2007 18 04	8-Jan	8-Jan	20000												-21,560.00
GULF	50 BARCLAYS	Swap	2007 39478	8/29/2007 18 21	8-Jan	8-Jan	20000												-19,960.00
GULF	50 BARCLAYS	Swap	2007 39988	11/28/2007 17 43	8-Jan	7-Dec	80000												-50,880.00
GULF	50 BARCLAYS	Swap	2007 40214	11/29/2007 18 25	8-Jan	7-Dec	30000												7,860.00
GULF	50 BARCLAYS	Swap	2007 40053	12/11/2007 15 22	8-Jan	7-Dec	10000												-320.00
		BARCLAYS Total:																	-183,990.00
GULF	50 CIBC	Swap	2008 37134	5/3/2008 13 52	8-Jan	8-Jan	10000												-41,180.00
GULF	50 CIBC	Swap	2008 38298	12/27/2008 21 46	8-Jan	8-Jan	20000												-23,960.00
GULF	50 CIBC	Swap	2007 39219	8/29/2007 17 21	8-Jan	8-Jan	10000												-13,880.00
GULF	50 CIBC	Swap	2007 39949	8/27/2007 17 53	8-Jan	8-Jan	25000												8,160.00
GULF	50 CIBC	Swap	2007 39987	11/26/2007 21 19	8-Jan	7-Dec	80000												-50,580.00
GULF	50 CIBC	Swap	2007 40037	12/8/2007 15 12	8-Jan	7-Dec	10000												1,260.00
GULF	50 CIBC	Swap	2007 40076	12/17/2007 16 31	8-Jan	7-Dec	20000												2,240.00
GULF	50 CIBC	Swap	2007 40104	12/28/2007 16 42	8-Jan	7-Dec	30000												-5,760.00
		CIBC Total:																	-142,980.00
GULF	50 DEUTSCHE	Swap	2008 37183	5/10/2008 18 45	8-Jan	8-Jan	10000												-30,580.00
GULF	50 DEUTSCHE	Swap	2008 3802	8/18/2008 15 24	8-Jan	8-Jan	10000												-23,280.00
GULF	50 DEUTSCHE	Swap	2007 38244	7/8/2007 18 55	8-Jan	8-Jan	20000												-23,560.00
GULF	50 DEUTSCHE	Swap	2007 40048	12/10/2007 16 15	8-Jan	7-Dec	10000												-1,270.00
GULF	50 DEUTSCHE	Swap	2007 40089	12/19/2007 15 08	8-Jan	7-Dec	30000												-2,780.00
		DEUTSCHE Total:																	-80,460.00
GULF	50 JPMORGAN	Swap	2008 38623	2/15/2008 18 10	8-Jan	8-Jan	10000												-25,280.00
GULF	50 JPMORGAN	Swap	2008 37867	8/12/2008 18 00	8-Jan	8-Jan	10000												-30,780.00
GULF	50 JPMORGAN	Swap	2007 38212	6/28/2007 21 26	8-Jan	8-Jan	10000												-13,780.00
GULF	50 JPMORGAN	Swap	2007 39852	8/18/2007 18 30	8-Jan	8-Jan	20000												-10,360.00
GULF	50 JPMORGAN	Swap	2007 38861	9/19/2007 17 03	8-Jan	8-Jan	10000												-5,330.00
GULF	50 JPMORGAN	Swap	2007 38866	9/20/2007 18 08	8-Jan	8-Jan	10000												-4,280.00
GULF	50 JPMORGAN	Swap	2007 38964	11/27/2007 18 11	8-Jan	7-Dec	20000												-13,780.00
GULF	50 JPMORGAN	Swap	2007 40225	12/4/2007 15 58	8-Jan	7-Dec	10000												420.00
GULF	50 JPMORGAN	Swap	2007 40286	12/13/2007 15 05	8-Jan	7-Dec	20000												4,960.00
		JPMORGAN Total:																	-99,830.00
GULF	50 MITSUI	Swap	2008 36812	2/14/2008 17 04	8-Jan	8-Jan	10000												-27,530.00
GULF	50 MITSUI	Swap	2008 37376	8/8/2008 14 45	8-Jan	8-Jan	10000												-29,180.00
GULF	50 MITSUI	Swap	2008 38287	12/22/2008 17 08	8-Jan	8-Jan	10000												-18,180.00
GULF	50 MITSUI	Swap	2007 38188	8/28/2007 20 30	8-Jan	8-Jan	10000												-15,580.00
GULF	50 MITSUI	Swap	2007 38871	11/26/2007 21 27	8-Jan	7-Dec	40000												-50,880.00
GULF	50 MITSUI	Swap	2007 40032	12/5/2007 14 51	8-Jan	7-Dec	10000												320.00
GULF	50 MITSUI	Swap	2007 4007	12/14/2007 15 33	8-Jan	7-Dec	30000												-7,860.00
		MITSUBI Total:																	-143,330.00
GULF	50 MORGAN	Swap	2007 39545	7/25/2007 17 28	8-Jan	8-Jan	20000												-17,180.00
GULF	50 MORGAN	Swap	2007 38896	11/8/2007 18 09	8-Jan	8-Jan	40000												507,200.00
		MORGAN Total:																	488,840.00
GULF	50 SUSSEX	Swap	2008 37273	5/24/2008 20 13	8-Jan	8-Jan	10000												-30,780.00
GULF	50 SUSSEX	Swap	2008 38213	12/5/2008 15 38	8-Jan	8-Jan	20000												-35,560.00
GULF	50 SUSSEX	Swap	2007 39488	8/21/2007 14 11	8-Jan	8-Jan	20000												-12,360.00
GULF	50 SUSSEX	Swap	2007 40008	11/29/2007 15 33	8-Jan	7-Dec	120000												-89,440.00
GULF	50 SUSSEX	Swap	2007 40921	12/3/2007 15 29	8-Jan	7-Dec	10000												-720.00
GULF	50 SUSSEX	Swap	2007 40059	12/18/2007 15 25	8-Jan	7-Dec	10000												930.00
GULF	50 SUSSEX	Swap	2007 401	12/21/2007 15 22	8-Jan	7-Dec	70000												-5,200.00
GULF	50 SUSSEX	Swap	2007 40118	12/27/2007 14 48	8-Jan	7-Dec	30000												-7,110.00
		Sussex Total:																	-189,430.00

0110

CONFIDENTIAL

SOUTHERN COMPANY

Energy to Serve Your World™

INVOICE

January 2, 2008

Gulf Power Company
Attn: Charlotte Curl

Re: NYMEX settlement for January 2008

Please pay the amount due of \$498,350.00 on January 4, 2008

This payment should be electronically transferred by wire or ACH to the following account:

A

Wire instructions:

Bank of America

Dallas, TX

1 Account #: [REDACTED]
2 ABA #: [REDACTED]

ACH instructions:

Bank of America

Dallas, TX

3 Account #: [REDACTED]
4 ABA #: [REDACTED]

Please see attached for the invoice detail.

If you have any questions, please contact Bronson Kilgore at (205) 257-3150.

CONFIDENTIAL



SCS Treasury Request for Payment

Company Name – Gulf Power
Acct# 3751527855

To: SCS Treasury

Payee Data

Name
Southern Company Gas Billings

Bank Name & ABA #
Bank of America & [REDACTED]

Account #
[REDACTED]

Payment Amount
\$498,350.00

Desired Payment Date
01/04/2008

Wire Reference Information

Description of Expenditure

Nymex Gas Settlement for January 2008

Accounting Information

Perf RCN	CT	Activity	EWO	Project	Loc	FERC	Sub	Receiv RCN	Amount
						234	00704		498,350.00
Total Payment Amount									\$498,350.00

APPROVED
Barry Wex
1/3/08

CONFIDENTIAL

Payment Requested By <i>A. Ball</i>	Job Title Fuel Manager	Date Signed 1/3/08
Payment Approved By <i>R. L. A.</i>	Job Title Vice President & CFO	Date Signed 1/3/08

Invoice for		SYSTEM - PPLR	Gas Daily	Settlement	for December 2007
Totals by					
Operating Co.	Peak Period Load Ratio	Operating Co. Total			
APC	33.6836%	\$	71,035.47		
GPC	44.2202%	\$	83,255.60		
GULF	6.9152%	\$	14,583.41		
MPC	6.3966%	\$	13,489.73		
SPC	8.7842%	\$	18,524.92		
Total	100.0000%	\$	210,889.13		

SCS Receivable from OPCOs
Allocated by Peak Period Load Ratio

OpCo	ContractID	Swap Deal Detail CounterParty	DealType	DealNumber	TransactionDate	StartDate	EndDate	Quantity	CPPrice	CPNdx	CPAdd	CPMult	CPSettlePrice	SoCoPrice	SoCoNdx	SoCoAdd	SoCoMult	SoCoSettlePrice	SoCoSettleAmount	
System - PPLR Allocatio	100	Suisse	Swap	2007.39927		11/14/2007 17:17	12/1/2007 7:00	1/1/2008 6:00	77500											-92,914.75
System - PPLR Allocatio	100	JPMORGAN	Swap	2007.39784		10/11/2007 14:56	12/1/2007 7:00	1/1/2008 6:00	38750											-25,144.88
System - PPLR Allocatio	100	JPMORGAN	Swap	2007.39947		11/20/2007 16:48	12/1/2007 7:00	1/1/2008 6:00	77500											-30,439.75
System - PPLR Allocatio	100	BANKAMER	Swap	2007.39768		10/8/2007 13:56	12/1/2007 7:00	1/1/2008 6:00	77500											-53,389.75

A B C D

DEC 2007 = 7 DR = 40427-547-00004 > \$
CR = 234-00704 > 14,583.41

9110

CONFIDENTIAL



Energy to Serve Your World™

INVOICE

January 4, 2008

Gulf Power Company
Attn: Charlotte Curl

Re: Gas Daily settlement for December 2007

Please pay the amount due of \$14,583.41 on January 8, 2008.

This payment should be electronically transferred by wire or ACH to the following account:


A
Wire instructions:
Bank of America
Dallas, TX
1 Account #: [REDACTED]
2 ABA #: [REDACTED]

ACH instructions:
Bank of America
Dallas, TX
3 Account #: [REDACTED]
4 ABA #: [REDACTED]

CONFIDENTIAL

Please see attached for the invoice detail.

If you have any questions, please contact Bronson Kilgore at (205) 257-3150.



SCS Treasury Request for Payment

Company Name - Gulf Power
Acct# 3751527855

To: SCS Treasury

A B

Payee Data

Name Southern Company Gas Billings	
Bank Name & ABA # Bank of America & [REDACTED]	
Account # [REDACTED]	
Payment Amount \$14,583.41	Desired Payment Date 01/08/2008

Wire Reference Information

Description of Expenditure

Gas Daily Settlement for December 2007

Accounting Information

Perf RCN	CT	Activity	EWO	Project	Loc	FERC	Sub	Receiv RCN	Amount
						234	00704		14,583.41
Total Payment Amount									\$14,583.41

CONFIDENTIAL

APPROVED

Tiffany Hester 1-7-08

Payment Requested By <i>A R Ball</i>	Job Title Fuel Manager	Date Signed 1/4/2008
Payment Approved By <i>R J H</i>	Job Title Vice President & CFO	Date Signed 1/4/2008

Invoice for GULF for the NYMEX Settlement for Nov 2007 10/30/2007
 Totals by

Counter Party	Swap Total	Option Total	Counter Party Total
ABNAMRO	-28,930.00	0	-28,930.00
BANKAMER	-69,100.00	0	-69,100.00
BARCLAYS	-145,990.00	0	-145,990.00
CIBC	-84,980.00	0	-84,980.00
DEUTSCHE	-81,310.00	0	-81,310.00
JPMORGAN	-98,745.00	0	-98,745.00
MITSUI	-85,550.00	0	-85,550.00
MORGAN	-15,220.00	0	-15,220.00
Suisse	-81,100.00	0	-81,100.00
Total for GULF	-690,925.00	0.00	-690,925.00

Totals by Hedge Month	
7-Oct	(\$15,675.00)
7-Nov	\$706,600.00
	\$690,925.00

\$690,925.00 SCS Receivable from GULF

Southern Co. Services Bank Account Info
 Bank of America Account # [REDACTED]
 Dallas, Texas ABA # [REDACTED]

A

NOV 2007 > DR 2 40427-547-00004 > 706,600.00
 CR 2 182-00550

0127

CONFIDENTIAL



Energy to Serve Your WorldSM

INVOICE

November 2, 2007

**Gulf Power Company
Attn: Charlotte Curl**

Re: NYMEX settlement for November 2007

Please pay the amount due of \$690,925.00 on November 5, 2007

This payment should be electronically transferred by wire or ACH to the following account:

A
Wire instructions:
Bank of America
Dallas, TX
1 Account #: [REDACTED]
2 ABA #: [REDACTED]

ACH instructions:
Bank of America
Dallas, TX
3 Account #: [REDACTED]
4 ABA #: [REDACTED]

Please see attached for the invoice detail.

If you have any questions, please contact Bronson Kilgore at (205) 257-3150.

CONFIDENTIAL

Invoice for GULF for the NYMEX Settlement for Dec 2007 11/29/2007
 Totals by

Counter Party	Swap Total	Option Total	Counter Party Total
ABNAMRO	-30,910.00	0	-30,910.00
BANKAMER	-14,670.00	0	-14,670.00
BARCLAYS	-121,970.00	0	-121,970.00
CIBC	-167,920.00	0	-167,920.00
DEUTSCHE	-59,730.00	0	-59,730.00
JPMORGAN	-39,560.00	0	-39,560.00
MITSUI	-9,930.00	0	-9,930.00
MORGAN	-16,540.00	0	-16,540.00
Suisse	-4,670.00	0	-4,670.00
Total for GULF	-465,900.00	0	-465,900.00

Totals by Hedge Month	
7-Nov	(\$18,600.00)
7-Dec	\$484,500.00
	\$465,900.00

\$465,900.00 SCS Receivable from GULF
 Southern Co. Services Bank of America Dallas, Texas
 Bank Account Info Account # [REDACTED] ABA # [REDACTED]

NOV 2007 = DR = 234-00704
 CR = 40427-547-00004 > 18,600.00

NOV 2007 = DR = 182-00550 > 484,500.00
 CR = 234-00704

0131

CONFIDENTIAL



Energy to Serve Your WorldSM

INVOICE

December 3, 2007

Gulf Power Company
Attn: Charlotte Curl

Re: NYMEX settlement for December 2007

Please pay the amount due of \$465,900.00 on December 5, 2007

This payment should be electronically transferred by wire or ACH to the following account:

Wire instructions:

Bank of America
Dallas, TX

1 Account #: [REDACTED]
2 ABA #: [REDACTED]

ACH instructions:

Bank of America
Dallas, TX

3 Account #: [REDACTED]
4 ABA #: [REDACTED]

Please see attached for the invoice detail.

If you have any questions, please contact Bronson Kilgore at (205) 257-3150.

CONFIDENTIAL



SCS Treasury Request for Payment

Company Name - Gulf Power
Acct# 3751527855

To: SCS Treasury

A *B*
Payee Data

Name Southern Company Gas Billings		
Bank Name & ABA # Bank of America & [REDACTED]		
Account # [REDACTED]		
Payment Amount \$465,900.00	Desired Payment Date 12/05/2007	

Wire Reference Information

Description of Expenditure

Nymex Gas Settlement for December 2007

Accounting Information

Perf RCN	CT	Activity	EWO	Project	Loc	FERC	Sub	Receiv RCN	Amount
						234	00704		465,900.00
Total Payment Amount									\$465,900.00

APPROVED

Tiffany Ratchford
12/5/07

CONFIDENTIAL

Payment Requested By <i>[Signature]</i>	Job Title Fuel Manager	Date Signed 12/3/2007
Payment Approved By <i>[Signature]</i>	Job Title Vice President & CFO	Date Signed 12/4/2007

Invoice for	GULF for the	NYMEX	Settlement	for Oct 2007	9/28/2007
Totals by					

Counter Party	Swap Total	Option Total	Counter Party Total
ABNAMRO	-39,062.00	0	-39,062.00
BANKAMER	70,100.00	0	70,100.00
BARCLAYS	-57,550.00	0	-57,550.00
CIBC	-149,130.00	0	-149,130.00
DEUTSCHE	-117,070.00	0	-117,070.00
JPMORGAN	24,130.00	0	24,130.00
MITSUI	-2,948.00	0	-2,948.00
MORGAN	-8,370.00	0	-8,370.00
Suisse	-79,800.00	0	-79,800.00
Total for GULF	-359,700.00	0.00	-359,700.00

Totals by Hedge Month	
7-Sep	(\$97,200.00)
7-Oct	\$456,900.00
	\$359,700.00

\$359,700.00 SCS Receivable from GULF
 Southern Co. Services
 Bank of America
 Dallas, Texas
 Bank Account Info
 Account # [REDACTED]
 ABA # [REDACTED]

OCT 2007 ⇒ DR = 40427-547-00004 > 456,900⁰⁰
 CR = 182-00550

CONFIDENTIAL

0143

Invoice for	GULF for the	NYMEX	Settlement	for Oct 2007	9/28/2007
Totals by					
Counter Party	Swap Total	Option Total	Counter Party Total		

ABNAMRO	-39,082.00	0	-39,082.00		
BANKAMER	70,100.00	0	70,100.00		
BARCLAYS	-57,550.00	0	-57,550.00		
CIBC	-148,130.00	0	-148,130.00		
DEUTSCHE	-117,070.00	0	-117,070.00		
JPMORGAN	24,130.00	0	24,130.00		
MTSUI	-2,948.00	0	-2,948.00		
MORGAN	-8,370.00	0	-8,370.00		
Suisse	-79,800.00	0	-79,800.00		
Total for GULF	-359,708.00	0.00	-359,708.00		

Totals by Hedge Month	
7-Sep	(\$97,200.00)
7-Oct	\$458,900.00
	\$361,700.00

\$359,708.00 ECS Receivable from GULF Southern Co. Service Bank of America Dallas, Texas Bank Account Info

A B C D E

OpCo	ContractID	Swap Deal Detail	DealType	DealNumber	TransactionDate	ContractMonth	HedgeMonth	Quantity	CPM	CPMx	CPAd	CPMx	CPBSettlePrice	SoCoPrice	SoCoNdr	SoCoAdd	SoCoMult	SoCoSettlePrice	SoCoSettleAmount	
GULF	50	ABNAMRO	Swap	2008.38228	12/11/2008 18.06	7-Oct	7-Oct	7-Oct	20000											
GULF	50	ABNAMRO	Swap	2007.38618	9/11/2007 18.21	7-Oct	7-Sep	7-Sep	10000											-23,540.00
GULF	50	ABNAMRO	Swap	2007.38669	9/20/2007 18.18	7-Oct	7-Sep	7-Sep	20000											5,430.00
GULF	50	ABNAMRO	Swap	2007.38725	9/26/2007 15.05	7-Oct	7-Sep	7-Sep	80000											-7,860.00
		ABNAMRO Total:																		-2,382.00
																				-39,082.00
GULF	50	BANKAMER	Swap	2008.37983	9/13/2008 15.34	7-Oct	7-Oct	7-Oct	10000											-13,570.00
GULF	50	BANKAMER	Swap	2007.38513	8/22/2007 18.02	7-Oct	7-Sep	7-Sep	10000											5,430.00
GULF	50	BANKAMER	Swap	2007.38645	8/23/2007 15.51	7-Oct	7-Sep	7-Sep	150000											99,450.00
GULF	50	BANKAMER	Swap	2007.38612	9/10/2007 15.47	7-Oct	7-Sep	7-Sep	10000											-7,830.00
GULF	50	BANKAMER	Swap	2007.38658	9/19/2007 14.18	7-Oct	7-Sep	7-Sep	20000											-1,980.00
GULF	50	BANKAMER	Swap	2007.38703	9/24/2007 18.25	7-Oct	7-Oct	7-Oct	40000											-11,320.00
		BANKAMER Total:																		70,100.00
GULF	50	BARCLAYS	Swap	2005.38198	10/12/2005 15.16	7-Oct	7-Oct	7-Oct	20000											-43,940.00
GULF	50	BARCLAYS	Swap	2007.39827	8/22/2007 18.12	7-Oct	7-Sep	7-Sep	10000											5,280.00
GULF	50	BARCLAYS	Swap	2007.39587	9/4/2007 18.12	7-Oct	7-Sep	7-Sep	10000											-10,880.00
GULF	50	BARCLAYS	Swap	2007.39832	9/14/2007 14.41	7-Oct	7-Sep	7-Sep	30000											-1,880.00
GULF	50	BARCLAYS	Swap	2007.39707	9/24/2007 18.44	7-Oct	7-Oct	7-Oct	30000											-7,290.00
GULF	50	BARCLAYS	Swap	2007.39715	9/25/2007 18.11	7-Oct	7-Sep	7-Sep	10000											170
		BARCLAYS Total:																		-87,480.00
GULF	50	CIBC	Swap	2006.38141	10/6/2006 22.23	7-Oct	7-Oct	7-Oct	20000											-45,940.00
GULF	50	CIBC	Swap	2006.37897	8/1/2006 14.89	7-Oct	7-Oct	7-Oct	10000											-24,270.00
GULF	50	CIBC	Swap	2006.37777	8/14/2006 18.02	7-Oct	7-Oct	7-Oct	10000											-21,270.00
GULF	50	CIBC	Swap	2008.38209	12/4/2008 18.83	7-Oct	7-Oct	7-Oct	30000											-44,310.00
GULF	50	CIBC	Swap	2007.38586	3/12/2007 15.53	7-Oct	7-Oct	7-Oct	10000											9,270.00
GULF	50	CIBC	Swap	2007.39517	8/22/2007 18.46	7-Oct	7-Sep	7-Sep	10000											5,380.00
GULF	50	CIBC	Swap	2007.39541	8/23/2007 15.30	7-Oct	7-Sep	7-Sep	50000											29,400.00
GULF	50	CIBC	Swap	2007.39599	8/9/2007 13.44	7-Oct	7-Sep	7-Sep	20000											-10,860.00
GULF	50	CIBC	Swap	2007.39896	9/21/2007 18.54	7-Oct	7-Oct	7-Oct	40000											-12,920.00
GULF	50	CIBC	Swap	2007.39892	9/24/2007 18.32	7-Oct	7-Oct	7-Oct	40000											-13,920.00
GULF	50	CIBC	Swap	2007.38711	9/25/2007 15.58	7-Oct	7-Oct	7-Oct	50000											-1,150.00
		CIBC Total:																		-148,130.00
GULF	50	DEUTSCHE	Swap	2005.34475	1/3/2005 19.17	7-Oct	7-Oct	7-Oct	50000											46,650.00
GULF	50	DEUTSCHE	Swap	2005.36151	10/6/2005 22.49	7-Oct	7-Oct	7-Oct	30000											-66,510.00
GULF	50	DEUTSCHE	Swap	2005.38378	11/4/2005 20.34	7-Oct	7-Oct	7-Oct	40000											-81,080.00
GULF	50	DEUTSCHE	Swap	2007.39523	8/22/2007 18.01	7-Oct	7-Sep	7-Sep	10000											5,580.00
GULF	50	DEUTSCHE	Swap	2007.39824	9/12/2007 14.50	7-Oct	7-Sep	7-Sep	10000											-2,380.00
GULF	50	DEUTSCHE	Swap	2007.39875	9/21/2007 14.31	7-Oct	7-Sep	7-Sep	80000											-21,180.00
GULF	50	DEUTSCHE	Swap	2007.38719	9/25/2007 18.19	7-Oct	7-Oct	7-Oct	50000											150
		DEUTSCHE Total:																		-117,070.00
GULF	50	JPMORGAN	Swap	2006.37290	5/25/2006 18.25	7-Oct	7-Oct	7-Oct	10000											-22,870.00
GULF	50	JPMORGAN	Swap	2006.37599	7/18/2006 20.17	7-Oct	7-Oct	7-Oct	10000											-18,070.00
GULF	50	JPMORGAN	Swap	2007.39502	8/21/2007 19.10	7-Oct	7-Sep	7-Sep	20000											7,880.00
GULF	50	JPMORGAN	Swap	2007.39549	8/23/2007 18.17	7-Oct	7-Sep	7-Sep	100000											86,300.00
GULF	50	JPMORGAN	Swap	2007.39893	8/9/2007 14.21	7-Oct	7-Sep	7-Sep	10000											-7,130.00
GULF	50	JPMORGAN	Swap	2007.39839	9/17/2007 15.81	7-Oct	7-Sep	7-Sep	20000											-960
		JPMORGAN Total:																		24,130.00
GULF	50	MTSUI	Swap	2006.37569	7/13/2006 15.41	7-Oct	7-Oct	7-Oct	10000											-18,270.00
GULF	50	MTSUI	Swap	2007.39531	8/22/2007 19.45	7-Oct	7-Sep	7-Sep	20000											11,860.00
GULF	50	MTSUI	Swap	2007.39553	8/23/2007 18.03	7-Oct	7-Sep	7-Sep	100000											85,300.00
GULF	50	MTSUI	Swap	2007.39806	8/7/2007 14.38	7-Oct	7-Sep	7-Sep	80000											-59,178.00
GULF	50	MTSUI	Swap	2007.39845	8/18/2007 18.31	7-Oct	7-Sep	7-Sep	20000											-1,680.00
		MTSUI Total:																		-2,848.00
GULF	50	MORGAN	Swap	2007.38617	3/19/2007 14.30	7-Oct	7-Oct	7-Oct	10000											-8,370.00
		MORGAN Total:																		-8,370.00
GULF	50	Suisse	Swap	2007.39583	8/31/2007 14.34	7-Oct	7-Sep	7-Sep	80000											57,440.00
GULF	50	Suisse	Swap	2007.39828	9/13/2007 14.48	7-Oct	7-Oct	7-Oct	20000											-3,080.00
GULF	50	Suisse	Swap	2007.39888	9/21/2007 18.24	7-Oct	7-Oct	7-Oct	40000											-15,720.00
GULF	50	Suisse	Swap	2007.39898	9/24/2007 18.38	7-Oct	7-Sep	7-Sep	10000											-3,580.00
		Suisse Total:																		-79,800.00

1110

CONFIDENTIAL



Energy to Serve Your World™

INVOICE

October 1, 2007

Gulf Power Company
Attn: Charlotte Curl

Re: NYMEX settlement for October 2007

Please pay the amount due of \$359,700.00 on October 3, 2007

This payment should be electronically transferred by wire or ACH to the following account:

A

Wire instructions:

Bank of America
Dallas, TX

- 1 **Account #:** [REDACTED]
- 2 **ABA #:** [REDACTED]

ACH instructions:

Bank of America
Dallas, TX

- 3 **Account #:** [REDACTED]
- 4 **ABA #:** [REDACTED]

Please see attached for the invoice detail.

If you have any questions, please contact Bronson Kilgore at (205) 257-3150.

CONFIDENTIAL

Invoice for GULF for the NYMEX Settlement for Nov 2007 10/30/2007

Counter Party	Swap Total	Option Total	Counter Party Total
ABNAMRO	-28,930.00	0	-28,930.00
BANKAMER	-69,100.00	0	-69,100.00
BARCLAYS	-145,990.00	0	-145,990.00
CIBC	-84,980.00	0	-84,980.00
DEUTSCHE	-81,310.00	0	-81,310.00
JPMORGAN	-98,745.00	0	-98,745.00
MITSUI	-85,550.00	0	-85,550.00
MORGAN	-15,220.00	0	-15,220.00
Suisse	-81,100.00	0	-81,100.00
Total for GULF	-690,925.00	0.00	-690,925.00

Totals by Hedge Month	
7-Oct	(\$15,675.00)
7-Nov	\$706,600.00
	\$690,925.00

A

\$690,925.00 SCS Receivable from GULF

Southern Co. Services
Bank of America
Dallas, Texas

Bank Account Info
Account # [REDACTED]
ABA # [REDACTED]

0146

OCT 2007 > DR 2 234-00704
CR 2 40427-547-00004 > 15,675.00

DR 2 182-00550
CR 2 234-00704 > 706,600.00

CONFIDENTIAL



Energy to Serve Your World™

INVOICE

October 31, 2007

Gulf Power Company
Attn: Charlotte Curl

Re: NYMEX settlement for November 2007

Please pay the amount due of \$690,925.00 on November 5, 2007

This payment should be electronically transferred by wire or ACH to the following account:

A

Wire instructions:

Bank of America
Dallas, TX

1 **Account #:** [REDACTED]
2 **ABA #:** [REDACTED]

ACH instructions:

Bank of America
Dallas, TX

3 **Account #:** [REDACTED]
4 **ABA #:** [REDACTED]

Please see attached for the invoice detail.

If you have any questions, please contact Bronson Kilgore at (205) 257-3150.

CONFIDENTIAL

SCS Treasury Request for Payment



To: SCS Treasury

Company Name - Gulf Power
Acct# 3751527855

Payee Data A B

Name Southern Company Gas Billings		
Bank Name & ABA # Bank of America & [REDACTED]		
Account # [REDACTED]		
Payment Amount \$690,925.00	Desired Payment Date 11/05/2007	

Wire Reference Information

Description of Expenditure

Nymex Gas Settlement for November 2007

Accounting Information

Perf RCN	CT	Activity	EWO	Project	Loc	FERC	Sub	Receiv RCN	Amount
						234	00704		690,925.00
Total Payment Amount									\$690,925.00

APPROVED

Tiffany Ketchford 11-2-07

CONFIDENTIAL

Payment Requested By <i>ARBall</i>	Job Title Fuel Manager	Date Signed 10/31/07
Payment Approved By <i>Ronnie</i>	Job Title Vice President & CFO	Date Signed 11/1/07

Invoice for	GULF for the	NYMEX	Settlement	for Sep 2007	9/2/2007
Totals by					
Counter Party	Swap Total	Option Total	Counter Party Total		

ABNAMRO	-43,400.00	0	-43,400.00
BANKAMER	-256,650.00	0	-256,650.00
BARCLAYS	-116,200.00	0	-116,200.00
CIBC	-424,050.00	0	-424,050.00
DEUTSCHE	-222,770.00	0	-222,770.00
JPMORGAN	31,200.00	0	31,200.00
MITSUI	58,220.00	0	58,220.00
MORGAN	-18,300.00	0	-18,300.00
Suisse	-168,950.00	0	-168,950.00
Total for GULF	-1,160,900.00	0	-1,160,900.00

Totals by Hedge Month	
Aug-07 \$	55,600.00
Sep-07 \$	(1,216,500.00)
\$	(1,160,900.00)

\$1,160,900.00 SCS Receivable from GULF

Southern Co. Services
Bank of America
Dallas, Texas

Bank Account Info
Account # [REDACTED]
ABA # [REDACTED]

A

SEP2007 = DR 2 40427-547-00004 } \$ 1,216,500.00
CR 2 182-00556

0157

CONFIDENTIAL

Invoice for	GULF for the	NYMEX	Settlement	for Sep 2007	09/2007
Totals by Counter Party		Swap Total	Option Total	Counter Party Total	
ABNAMRO		-43,400.00	0	-43,400.00	
BANKAMER		-256,650.00	0	-256,650.00	
BARCLAYS		-118,200.00	0	-118,200.00	
CIBC		-424,050.00	0	-424,050.00	
DEUTSCHE		-222,770.00	0	-222,770.00	
JPMORGAN		31,200.00	0	31,200.00	
MITSUMI		58,220.00	0	58,220.00	
MORGAN		-18,300.00	0	-18,300.00	
Sumsa		-188,950.00	0	-188,950.00	
Total for GULF		-1,166,900.00	0	-1,166,900.00	

Totals by Hedge Month		
Aug-07	5	55,600.00
Sep-07	5	(1,218,500.00)
Total	10	(1,162,900.00)

A B

C D

E

Co	ContractID	Swap Deal Detail	CounterParty	DealType	DealNumber	TransactionDate	ContractMonth	HedgeMonth	Quantity	CPN	CPNids	CPAdd	CPMUL	CPSettlePrice	SoCoPrty	SoCoNds	SoCoAdd	SoCoMkt	SoCoSettlePrice	SoCoSettleAmount
LF	50	ABNAMRO	ABNAMRO	Swap	2006.38226	12/1/2006 18.08	7-Sep		20000		NYMEX LD									-43,400.00
ABNAMRO Total:																				
LF	50	BANKAMER	BANKAMER	Swap	2005.38352	11/2/2005 17.55	7-Sep		90000		NYMEX LD									-260,000.00
LF	50	BANKAMER	BANKAMER	Swap	2006.37883	8/13/2006 15.34	7-Sep		10000		NYMEX LD									-23,500.00
LF	50	BANKAMER	BANKAMER	Swap	2007.39336	7/24/2007 18.25	7-Sep		20000		NYMEX LD									-10,800.00
LF	50	BANKAMER	BANKAMER	Swap	2007.39444	8/9/2007 14.24	7-Sep		20000		NYMEX LD									17,500.00
LF	50	BANKAMER	BANKAMER	Swap	2007.39509	8/22/2007 15.40	7-Sep		10000		NYMEX LD									2,750.00
LF	50	BANKAMER	BANKAMER	Swap	2007.39513	8/22/2007 18.02	7-Sep		10000		NYMEX LD									2,200.00
LF	50	BANKAMER	BANKAMER	Swap	2007.39545	8/23/2007 15.51	7-Sep		150000		NYMEX LD									-256,650.00
BANKAMER Total:																				
LF	50	BARCLAYS	BARCLAYS	Swap	2005.38198	10/12/2005 15.18	7-Sep		40000		NYMEX LD									-127,600.00
LF	50	BARCLAYS	BARCLAYS	Swap	2007.38332	7/23/2007 20.04	7-Sep		20000		NYMEX LD									-14,200.00
LF	50	BARCLAYS	BARCLAYS	Swap	2007.38388	7/24/2007 18.55	7-Sep		10000		NYMEX LD									-6,600.00
LF	50	BARCLAYS	BARCLAYS	Swap	2007.38425	8/6/2007 18.28	7-Sep		30000		NYMEX LD									18,300.00
LF	50	BARCLAYS	BARCLAYS	Swap	2007.38527	8/22/2007 18.12	7-Sep		10000		NYMEX LD									1,800.00
LF	50	BARCLAYS	BARCLAYS	Swap	2007.38557	8/24/2007 15.34	7-Sep		60000		NYMEX LD									12,300.00
BARCLAYS Total:																				
LF	50	CIBC	CIBC	Swap	2005.38141	10/6/2005 22.23	7-Sep		50000		NYMEX LD									-164,500.00
LF	50	CIBC	CIBC	Swap	2006.37866	8/7/2006 14.29	7-Sep		10000		NYMEX LD									-24,200.00
LF	50	CIBC	CIBC	Swap	2006.37987	8/1/2006 14.59	7-Sep		10000		NYMEX LD									-34,200.00
LF	50	CIBC	CIBC	Swap	2006.37777	8/1/2006 18.02	7-Sep		10000		NYMEX LD									-31,200.00
LF	50	CIBC	CIBC	Swap	2006.38208	12/4/2006 18.53	7-Sep		20000		NYMEX LD									-49,400.00
LF	50	CIBC	CIBC	Swap	2007.38595	3/12/2007 15.53	7-Sep		10000		NYMEX LD									-19,200.00
LF	50	CIBC	CIBC	Swap	2007.38328	7/24/2007 14.29	7-Sep		20000		NYMEX LD									-10,200.00
LF	50	CIBC	CIBC	Swap	2007.38353	7/25/2007 18.47	7-Sep		20000		NYMEX LD									-13,350.00
LF	50	CIBC	CIBC	Swap	2007.38375	7/26/2007 17.54	7-Sep		10000		NYMEX LD									-6,000.00
LF	50	CIBC	CIBC	Swap	2007.38396	7/27/2007 15.27	7-Sep		200000		NYMEX LD									-144,000.00
LF	50	CIBC	CIBC	Swap	2007.38418	8/2/2007 15.32	7-Sep		20000		NYMEX LD									18,700.00
LF	50	CIBC	CIBC	Swap	2007.38454	8/14/2007 15.18	7-Sep		20000		NYMEX LD									26,800.00
LF	50	CIBC	CIBC	Swap	2007.38475	8/20/2007 16.10	7-Sep		30000		NYMEX LD									27,000.00
LF	50	CIBC	CIBC	Swap	2007.39517	8/22/2007 18.45	7-Sep		10000		NYMEX LD									2,300.00
LF	50	CIBC	CIBC	Swap	2007.39541	8/23/2007 15.30	7-Sep		50000		NYMEX LD									8,500.00
LF	50	CIBC	CIBC	Swap	2007.39568	8/27/2007 18.02	7-Sep		20000		NYMEX LD									-3,800.00
CIBC Total:																				
LF	50	DEUTSCHE	DEUTSCHE	Swap	2005.34475	1/3/2005 19.17	7-Sep		50000		NYMEX LD									-1,000.00
LF	50	DEUTSCHE	DEUTSCHE	Swap	2005.38151	10/8/2005 22.48	7-Sep		30000		NYMEX LD									96,300.00
LF	50	DEUTSCHE	DEUTSCHE	Swap	2005.38378	11/4/2006 20.34	7-Sep		40000		NYMEX LD									-120,800.00
LF	50	DEUTSCHE	DEUTSCHE	Swap	2006.37528	7/5/2006 15.28	7-Sep		10000		NYMEX LD									-29,200.00
LF	50	DEUTSCHE	DEUTSCHE	Swap	2006.38006	8/14/2006 18.54	7-Sep		10000		NYMEX LD									-20,200.00
LF	50	DEUTSCHE	DEUTSCHE	Swap	2007.38342	7/24/2007 18.51	7-Sep		20000		NYMEX LD									-10,700.00
LF	50	DEUTSCHE	DEUTSCHE	Swap	2007.38387	7/25/2007 20.22	7-Sep		20000		NYMEX LD									-13,600.00
LF	50	DEUTSCHE	DEUTSCHE	Swap	2007.38388	7/26/2007 18.25	7-Sep		10000		NYMEX LD									-4,050.00
LF	50	DEUTSCHE	DEUTSCHE	Swap	2007.39445	8/10/2007 15.10	7-Sep		60000		NYMEX LD									73,080.00
LF	50	DEUTSCHE	DEUTSCHE	Swap	2007.39523	8/22/2007 19.01	7-Sep		10000		NYMEX LD									2,000.00
DEUTSCHE Total:																				
LF	50	JPMORGAN	JPMORGAN	Swap	2006.37293	5/25/2006 18.25	7-Sep		10000		NYMEX LD									-33,600.00
LF	50	JPMORGAN	JPMORGAN	Swap	2006.37589	7/18/2006 20.17	7-Sep		10000		NYMEX LD									28,000.00
LF	50	JPMORGAN	JPMORGAN	Swap	2007.38389	7/29/2007 15.25	7-Sep		20000		NYMEX LD									-13,800.00
LF	50	JPMORGAN	JPMORGAN	Swap	2007.38405	7/31/2007 15.25	7-Sep		20000		NYMEX LD									18,000.00
LF	50	JPMORGAN	JPMORGAN	Swap	2007.38429	8/7/2007 18.09	7-Sep		30000		NYMEX LD									26,400.00
LF	50	JPMORGAN	JPMORGAN	Swap	2007.39445	8/13/2007 14.00	7-Sep		20000		NYMEX LD									31,800.00
LF	50	JPMORGAN	JPMORGAN	Swap	2007.39484	8/21/2007 13.48	7-Sep		30000		NYMEX LD									11,700.00
LF	50	JPMORGAN	JPMORGAN	Swap	2007.38502	8/21/2007 18.10	7-Sep		20000		NYMEX LD									6,000.00
LF	50	JPMORGAN	JPMORGAN	Swap	2007.38549	8/23/2007 18.17	7-Sep		100000		NYMEX LD									10,000.00
LF	50	JPMORGAN	JPMORGAN	Swap	2007.39573	8/28/2007 14.14	7-Sep		20000		NYMEX LD									700
JPMORGAN Total:																				
LF	50	MITSUMI	MITSUMI	Swap	2005.38179	10/10/2005 18.00	7-Sep		30000		NYMEX LD									91,500.00
LF	50	MITSUMI	MITSUMI	Swap	2006.37319	5/30/2006 18.52	7-Sep		10000		NYMEX LD									-29,200.00
LF	50	MITSUMI	MITSUMI	Swap	2006.37589	7/13/2006 15.41	7-Sep		10000		NYMEX LD									28,200.00
LF	50	MITSUMI	MITSUMI	Swap	2007.38313	7/23/2007 18.42	7-Sep		20000		NYMEX LD									-13,600.00
LF	50	MITSUMI	MITSUMI	Swap	2007.39384	7/26/2007 18.47	7-Sep		10000		NYMEX LD									-4,500.00
LF	50	MITSUMI	MITSUMI	Swap	2007.3941	8/1/2007 15.18	7-Sep		20000		NYMEX LD									19,400.00
LF	50	MITSUMI	MITSUMI	Swap	2007.39421	8/3/2007 20.43	7-Sep		20000		NYMEX LD									40,680.00
LF	50	MITSUMI	MITSUMI	Swap	2007.39438	8/8/2007 18.54	7-Sep		20000		NYMEX LD									18,100.00
LF	50	MITSUMI	MITSUMI	Swap	2007.39451	8/15/2007 14.10	7-Sep		20000		NYMEX LD									34,000.00
LF	50	MITSUMI	MITSUMI	Swap	2007.39451	8/17/2007 14.53	7-Sep		80000		NYMEX LD									95,430.00
LF	50	MITSUMI	MITSUMI	Swap	2007.39471	8/22/2007 18.45	7-Sep		20000		NYMEX LD									3,400.00
LF	50	MITSUMI	MITSUMI	Swap	2007.3953															



Energy to Serve Your World™

INVOICE

September 4, 2007

Gulf Power Company
Attn: Charlotte Curl

Re: NYMEX settlement for September 2007

Please pay the amount due of \$1,160,900.00 on September 6, 2007

This payment should be electronically transferred by wire or ACH to the following account:

A

Wire instructions:

Bank of America
Dallas, TX

1 **Account #:** [REDACTED]

2 **ABA #:** [REDACTED]

ACH instructions:

Bank of America
Dallas, TX

3 **Account #:** [REDACTED]

4 **ABA #:** [REDACTED]

Please see attached for the invoice detail.

If you have any questions, please contact Traci Adair at (205) 257-6561.

CONFIDENTIAL

Invoice for	GULF for the	NYMEX	Settlement	for Oct 2007			9/28/2007
-------------	--------------	-------	------------	--------------	--	--	-----------

Counter Party	Swap Total	Option Total	Counter Party Total				
ABNAMRO	-39,062.00	0	-39,062.00				
BANKAMER	70,100.00	0	70,100.00				
BARCLAYS	-57,550.00	0	-57,550.00				
CIBC	-149,130.00	0	-149,130.00				
DEUTSCHE	-117,070.00	0	-117,070.00				
JPMORGAN	24,130.00	0	24,130.00				
MITSUI	-2,948.00	0	-2,948.00				
MORGAN	-8,370.00	0	-8,370.00				
Suisse	-79,800.00	0	-79,800.00				
Total for GULF	-359,700.00	0.00	-359,700.00				

Totals by Hedge Month	
7-Sep	(\$97,200.00)
7-Oct	\$456,900.00
	\$359,700.00

\$359,700.00 SCS Receivable from GULF
 Southern Co. Services
 Bank of America
 Dallas, Texas
 Bank Account Info
 Account # [REDACTED]
 ABA # [REDACTED]

SEP 2007 ⇒ DR = 234-00704
 CR = 40427-547-00004 > 97,200⁰⁰
 DR = 182-00550 > 456,900⁰⁰
 CR = 234-00704

0161

CONFIDENTIAL

Invoice for	GULF for the	NYMEX	Settlement	for Oct 2007	9/28/2007
Totals by Counter Party					
Counter Party	Swap Total	Option Total	Counter Party Total		
ABNAMRO	-38,062.00	0	-38,062.00		
BANKAMER	70,100.00	0	70,100.00		
BARCLAYS	-57,550.00	0	-57,550.00		
CIBC	-148,130.00	0	-148,130.00		
DEUTSCHE	-117,070.00	0	-117,070.00		
JPMORGAN	24,130.00	0	24,130.00		
MITSLI	-2,948.00	0	-2,948.00		
MORGAN	-8,370.00	0	-8,370.00		
Sulasa	-79,800.00	0	-79,800.00		
Total for GULF	-369,700.00	0.00	-369,700.00		

Totals by Hedge Month	
7-Sep	(\$87,200.00)
7-Oct	\$456,800.00
	\$369,700.00

A B

C D E

OpCo	ContractID	Swap Deal Detail	Counter Party	DealType	DealNumber	TransactionDate	ContractMonth	HedgeMonth	Quantity	CPPrice	CPMids	CPAdd	CPBid	CPBidsPrice	SoCoPrice	SoCoMids	SoCoAdd	SoCoBid	SoCoBidsPrice	SoCoSettleAmount
GULF	80	ABNAMRO	ABNAMRO	Swap	2008.28226	12/11/2006 18.08	7-Oct	7-Oct	20000											-23,540.00
GULF	50	ABNAMRO	ABNAMRO	Swap	2007.39618	9/11/2007 18.21	7-Oct	7-Sep	10000											-5,280.00
GULF	50	ABNAMRO	ABNAMRO	Swap	2007.39668	9/20/2007 18.18	7-Oct	7-Sep	20000											-7,860.00
GULF	80	ABNAMRO	ABNAMRO	Swap	2007.39726	9/26/2007 18.06	7-Oct	7-Sep	80000											-2,382.00
ABNAMRO Total:																				-38,062.00
GULF	50	BANKAMER	BANKAMER	Swap	2008.37983	8/13/2006 18.34	7-Oct	7-Oct	10000											-12,570.00
GULF	80	BANKAMER	BANKAMER	Swap	2007.39513	8/22/2007 18.02	7-Oct	7-Sep	10000											5,430.00
GULF	50	BANKAMER	BANKAMER	Swap	2007.39548	8/23/2007 18.51	7-Oct	7-Sep	150000											89,450.00
GULF	50	BANKAMER	BANKAMER	Swap	2007.39612	9/19/2007 18.47	7-Oct	7-Sep	10000											-7,830.00
GULF	80	BANKAMER	BANKAMER	Swap	2007.39618	9/19/2007 14.18	7-Oct	7-Sep	20000											-1,980.00
GULF	50	BANKAMER	BANKAMER	Swap	2007.39658	9/19/2007 14.18	7-Oct	7-Sep	40000											-11,320.00
GULF	50	BANKAMER	BANKAMER	Swap	2007.39703	9/24/2007 18.25	7-Oct	7-Oct	40000											78,100.00
BANKAMER Total:																				78,100.00
GULF	50	BARCLAYS	BARCLAYS	Swap	2006.36198	10/12/2006 18.18	7-Oct	7-Oct	20000											-43,940.00
GULF	50	BARCLAYS	BARCLAYS	Swap	2007.39527	8/22/2007 18.12	7-Oct	7-Sep	10000											8,080.00
GULF	50	BARCLAYS	BARCLAYS	Swap	2007.39587	8/4/2007 18.12	7-Oct	7-Sep	10000											-10,880.00
GULF	80	BARCLAYS	BARCLAYS	Swap	2007.39632	8/14/2007 14.41	7-Oct	7-Sep	30000											-1,890.00
GULF	50	BARCLAYS	BARCLAYS	Swap	2007.39707	9/24/2007 18.44	7-Oct	7-Oct	30000											-7,290.00
GULF	80	BARCLAYS	BARCLAYS	Swap	2007.39716	9/25/2007 18.11	7-Oct	7-Sep	10000											170
BARCLAYS Total:																				-67,880.00
GULF	50	CIBC	CIBC	Swap	2006.38141	10/8/2006 22.23	7-Oct	7-Oct	20000											-45,840.00
GULF	80	CIBC	CIBC	Swap	2008.37887	8/1/2008 14.58	7-Oct	7-Oct	10000											-24,370.00
GULF	60	CIBC	CIBC	Swap	2008.3777	8/14/2008 18.02	7-Oct	7-Oct	10000											-21,270.00
GULF	50	CIBC	CIBC	Swap	2008.38209	12/4/2008 19.53	7-Oct	7-Oct	30000											-44,310.00
GULF	80	CIBC	CIBC	Swap	2007.38696	3/12/2007 18.63	7-Oct	7-Oct	10000											-8,270.00
GULF	50	CIBC	CIBC	Swap	2007.38696	8/25/2007 18.46	7-Oct	7-Sep	10000											5,380.00
GULF	80	CIBC	CIBC	Swap	2007.39541	8/23/2007 18.30	7-Oct	7-Sep	60000											29,400.00
GULF	50	CIBC	CIBC	Swap	2007.39698	8/8/2007 13.44	7-Oct	7-Sep	20000											-10,880.00
GULF	50	CIBC	CIBC	Swap	2007.39686	9/21/2007 18.54	7-Oct	7-Oct	40000											-12,820.00
GULF	50	CIBC	CIBC	Swap	2007.39682	9/24/2007 18.32	7-Oct	7-Oct	40000											-13,920.00
GULF	50	CIBC	CIBC	Swap	2007.39711	9/25/2007 18.58	7-Oct	7-Oct	60000											-1,150.00
CIBC Total:																				-148,130.00
GULF	50	DEUTSCHE	DEUTSCHE	Swap	2006.34476	1/3/2006 19.17	7-Oct	7-Oct	60000											48,850.00
GULF	80	DEUTSCHE	DEUTSCHE	Swap	2006.36161	10/8/2006 22.48	7-Oct	7-Oct	30000											-86,510.00
GULF	50	DEUTSCHE	DEUTSCHE	Swap	2006.38378	11/4/2006 20.34	7-Oct	7-Oct	40000											-81,080.00
GULF	80	DEUTSCHE	DEUTSCHE	Swap	2007.38623	8/22/2007 19.01	7-Oct	7-Sep	10000											5,580.00
GULF	50	DEUTSCHE	DEUTSCHE	Swap	2007.38624	9/12/2007 14.60	7-Oct	7-Sep	10000											-2,380.00
GULF	80	DEUTSCHE	DEUTSCHE	Swap	2007.38676	9/21/2007 14.31	7-Oct	7-Sep	80000											-21,180.00
GULF	50	DEUTSCHE	DEUTSCHE	Swap	2007.38719	9/25/2007 18.18	7-Oct	7-Oct	80000											-150
DEUTSCHE Total:																				-117,070.00
GULF	50	JPMORGAN	JPMORGAN	Swap	2008.37293	5/25/2008 18.26	7-Oct	7-Oct	10000											-23,870.00
GULF	50	JPMORGAN	JPMORGAN	Swap	2008.37598	7/18/2008 20.17	7-Oct	7-Oct	10000											-18,070.00
GULF	50	JPMORGAN	JPMORGAN	Swap	2007.38502	8/21/2007 19.10	7-Oct	7-Sep	20000											7,660.00
GULF	50	JPMORGAN	JPMORGAN	Swap	2007.38548	8/23/2007 18.17	7-Oct	7-Sep	100000											86,300.00
GULF	80	JPMORGAN	JPMORGAN	Swap	2007.39583	8/5/2007 14.21	7-Oct	7-Sep	10000											-7,130.00
GULF	50	JPMORGAN	JPMORGAN	Swap	2007.39639	8/17/2007 16.51	7-Oct	7-Sep	20000											890
JPMORGAN Total:																				24,130.00
GULF	50	MITSLI	MITSLI	Swap	2008.37568	7/13/2008 18.41	7-Oct	7-Oct	10000											-19,270.00
GULF	80	MITSLI	MITSLI	Swap	2007.39631	8/22/2007 18.48	7-Oct	7-Sep	20000											11,860.00
GULF	50	MITSLI	MITSLI	Swap	2007.39653	8/23/2007 18.02	7-Oct	7-Sep	100000											65,300.00
GULF	50	MITSLI	MITSLI	Swap	2007.39805	8/7/2007 14.38	7-Oct	7-Sep	80000											58,178.00
GULF	50	MITSLI	MITSLI	Swap	2007.39846	8/18/2007 18.31	7-Oct	7-Sep	20000											-1,860.00
MITSLI Total:																				-2,948.00
GULF	50	MORGAN	MORGAN	Swap	2007.38617	3/18/2007 14.30	7-Oct	7-Oct	10000											-8,370.00
MORGAN Total:																				-8,370.00
GULF	50	Sulasa	Sulasa	Swap	2007.39583	8/31/2007 14.34	7-Oct	7-Sep	80000											-67,440.00
GULF	80	Sulasa	Sulasa	Swap	2007.39628	8/13/2007 14.48	7-Oct	7-Sep	20000											-3,080.00
GULF	50	Sulasa	Sulasa	Swap	2007.39688	9/21/2007 18.24	7-Oct	7-Oct	40000											-15,720.00
GULF	50	Sulasa	Sulasa	Swap	2007.39698	9/24/2007 18.38	7-Oct	7-Sep	10000											-3,580.00
Sulasa Total:																				-78,800.00

0162

CONFIDENTIAL



Energy to Serve Your World™

INVOICE

October 1, 2007

Gulf Power Company
Attn: Charlotte Curl

Re: NYMEX settlement for October 2007

Please pay the amount due of \$359,700.00 on October 3, 2007

This payment should be electronically transferred by wire or ACH to the following account:

A

Wire instructions:

Bank of America
Dallas, TX

1 **Account #:** [REDACTED]

2 **ABA #:** [REDACTED]

ACH instructions:

Bank of America
Dallas, TX

3 **Account #:** [REDACTED]

4 **ABA #:** [REDACTED]

Please see attached for the invoice detail.

If you have any questions, please contact Bronson Kilgore at (205) 257-3150.

CONFIDENTIAL



SCS Treasury Request for Payment

Company Name - Gulf Power
Acct# 3751527855

To: SCS Treasury

A B
Payee Data

Name Southern Company Gas Billings		
Bank Name & ABA # Bank of America & [REDACTED]		
Account # [REDACTED]		
Payment Amount \$359,700.00	Desired Payment Date 10/03/2007	

Wire Reference Information

Description of Expenditure

Nymex Gas Settlement for October 2007

CONFIDENTIAL

Accounting Information

Perf RCN	CT	Activity	EWO	Project	Loc	FERC	Sub	Receiv RCN	Amount
						234	00704		359,700.00
Total Payment Amount									\$359,700.00

APPROVED

Payment Requested By <i>A. Ball</i>	Job Title Fuel Manager	Date Signed 10/1/07
---	----------------------------------	-------------------------------

Payment Approved By <i>Theodore McCall</i>	Job Title Vice President & CFO SPO	Date Signed 10/3/07
--	--	-------------------------------

<i>Ron Lott</i>	Vice President & CFO	10/3/07
-----------------	----------------------	---------

Counter Party	Swap Total	Option Total	Counter Party Total
ABNAMRO	(117,500.00)	-	(117,500.00)
BANKAMER	(309,750.00)	-	(309,750.00)
BARCLAYS	(262,400.00)	-	(262,400.00)
CIBC	(512,400.00)	-	(512,400.00)
DEUTSCHE	(377,150.00)	-	(377,150.00)
JPMORGAN	(63,050.00)	-	(63,050.00)
MITSUI	(220,880.00)	-	(220,880.00)
MORGAN	(23,000.00)	-	(23,000.00)
Suisse	(48,600.00)	-	(48,600.00)
Total for GULF	(1,934,730.00)	-	(1,934,730.00)

Totals by Hedge Month	
Jul-07 \$	580,130.00
Aug-07 \$	1,354,600.00
\$	1,934,730.00

\$1,934,730.00 SCS Receivable from GULF

Southern Co. Services
Bank of America
Dallas, Texas

Bank Account Info
Account # [REDACTED]
ABA # [REDACTED]

A

AUG 2007 = DR = 40427-547-00004 > 1,354,600.00
CR = 182-00550

1210
0171

CONFIDENTIAL

Counter Party	Swap Total	Option Total	Counter Party Total
ABNAMRO	(117,500.00)		(117,500.00)
BANKAMER	(306,750.00)		(306,750.00)
BARCLAYS	(262,400.00)		(262,400.00)
CIBC	(512,400.00)		(512,400.00)
DEUTSCHE	(377,150.00)		(377,150.00)
JPMORGAN	(83,000.00)		(83,000.00)
MTSUI	(220,800.00)		(220,800.00)
MORGAN	(23,000.00)		(23,000.00)
Suessa	(48,800.00)		(48,800.00)
Total for GULF	(1,854,730.00)		(1,854,730.00)

Total by Hedge Acct
 Acct 1 580,100.00
 Acct 2 1,268,630.00
 1,848,730.00

A B C D E
 Southern Co Services Bank Account Info
 Bank of America
 Dallas Texas

Co	ContractID	Swap Deal Detail	CounterParty	DealType	DealNumber	TransactionDate	ContractMonth	HedgeMonth	Quantity	CPPrice	CPRate	CPAdd	CPMult	CPSettlePrice	SoCoPrice	SoCoRate	SoCoAdd	SoCoMult	SoCoSettlePrice	SoCoSettleRate	SoCoSettleRate
GULF	50	ABNAMRO	Sweep	2008.37808	9/6/2008	15.56	7-Aug	7-Aug	20000												-43,000.00
GULF	50	ABNAMRO	Sweep	2008.38159	10/30/2008	15.36	7-Aug	7-Aug	20000												-29,800.00
GULF	50	ABNAMRO	Sweep	2008.38226	12/11/2008	16.06	7-Aug	7-Aug	30000												-144,700.00
ABNAMRO Total:																					
GULF	50	BANKAMER	Sweep	2005.38362	11/2/2006	17.56	7-Aug	7-Aug	40000												-205,800.00
GULF	50	BANKAMER	Sweep	2006.37983	9/13/2008	15.34	7-Aug	7-Aug	10000												-18,700.00
GULF	50	BANKAMER	Sweep	2007.38117	9/26/2008	14.30	7-Aug	7-Aug	10000												-10,400.00
GULF	50	BANKAMER	Sweep	2007.38206	8/27/2007	17.33	7-Aug	7-Jul	120000												-158,000.00
GULF	50	BANKAMER	Sweep	2007.38236	7/6/2007	15.17	7-Aug	7-Jul	60000												21,000.00
GULF	50	BANKAMER	Sweep	2007.38257	7/11/2007	18.18	7-Aug	7-Jul	20000												12,800.00
GULF	50	BANKAMER	Sweep	2007.38308	7/23/2007	14.54	7-Aug	7-Jul	30000												-1,050.00
GULF	50	BANKAMER	Sweep	2007.38308	7/24/2007	14.25	7-Aug	7-Aug	20000												-5,000.00
BANKAMER Total:																					
GULF	50	BARCLAYS	Sweep	2005.38198	10/12/2005	15.18	7-Aug	7-Aug	40000												-100,400.00
GULF	50	BARCLAYS	Sweep	2007.38117	8/20/2007	15.23	7-Aug	7-Aug	100000												-158,000.00
GULF	50	BARCLAYS	Sweep	2007.38147	6/23/2007	3.08	7-Aug	7-Jul	10000												11,800.00
GULF	50	BARCLAYS	Sweep	2007.38232	7/5/2007	14.21	7-Aug	7-Jul	30000												5,400.00
GULF	50	BARCLAYS	Sweep	2007.38282	7/18/2007	19.48	7-Aug	7-Jul	20000												1,200.00
GULF	50	BARCLAYS	Sweep	2007.38332	7/23/2007	20.04	7-Aug	7-Jul	20000												-8,250.00
GULF	50	BARCLAYS	Sweep	2007.38349	7/25/2007	17.48	7-Aug	7-Jul	30000												-1,700.00
GULF	50	BARCLAYS	Sweep	2007.38388	7/28/2007	18.56	7-Aug	7-Aug	10000												-382,888.88
BARCLAYS Total:																					
GULF	50	CIBC	Sweep	2005.38141	10/6/2005	22.23	7-Aug	7-Aug	40000												-104,400.00
GULF	50	CIBC	Sweep	2006.37388	8/7/2008	14.28	7-Aug	7-Aug	20000												-48,800.00
GULF	50	CIBC	Sweep	2006.37887	8/18/2008	14.89	7-Aug	7-Aug	10000												-27,400.00
GULF	50	CIBC	Sweep	2008.37777	8/14/2008	18.02	7-Aug	7-Aug	10000												-71,800.00
GULF	50	CIBC	Sweep	2008.38209	12/4/2008	19.52	7-Aug	7-Aug	40000												-24,800.00
GULF	50	CIBC	Sweep	2007.38486	3/12/2007	15.53	7-Aug	7-Aug	20000												-144,000.00
GULF	50	CIBC	Sweep	2007.38812	8/21/2007	14.16	7-Aug	7-Jul	60000												-11,400.00
GULF	50	CIBC	Sweep	2007.38161	8/29/2007	3.13	7-Aug	7-Jul	40000												-38,800.00
GULF	50	CIBC	Sweep	2007.38183	8/29/2007	15.18	7-Aug	7-Jul	40000												9,200.00
GULF	50	CIBC	Sweep	2007.38222	7/29/2007	14.48	7-Aug	7-Jul	20000												8,100.00
GULF	50	CIBC	Sweep	2007.38248	7/9/2007	20.03	7-Aug	7-Jul	30000												8,400.00
GULF	50	CIBC	Sweep	2007.38287	7/17/2007	14.18	7-Aug	7-Jul	30000												-5,800.00
GULF	50	CIBC	Sweep	2007.38324	7/24/2007	14.11	7-Aug	7-Jul	30000												-5,400.00
GULF	50	CIBC	Sweep	2007.38328	7/24/2007	14.29	7-Aug	7-Aug	30000												-3,200.00
GULF	50	CIBC	Sweep	2007.38352	7/25/2007	18.47	7-Aug	7-Aug	20000												-2,200.00
GULF	50	CIBC	Sweep	2007.38375	7/28/2007	17.54	7-Aug	7-Aug	10000												-28,000.00
GULF	50	CIBC	Sweep	2007.38386	7/27/2007	15.27	7-Aug	7-Aug	20000												-412,888.88
CIBC Total:																					
GULF	50	DEUTSCHE	Sweep	2008.34478	1/9/2008	19.17	7-Aug	7-Aug	80000												33,000.00
GULF	50	DEUTSCHE	Sweep	2005.38151	10/9/2005	22.48	7-Aug	7-Aug	40000												-73,800.00
GULF	50	DEUTSCHE	Sweep	2006.38378	11/4/2006	20.34	7-Aug	7-Aug	40000												-44,800.00
GULF	50	DEUTSCHE	Sweep	2008.37328	7/6/2008	15.28	7-Aug	7-Aug	20000												-38,800.00
GULF	50	DEUTSCHE	Sweep	2008.38008	9/14/2008	18.34	7-Aug	7-Aug	20000												-11,900.00
GULF	50	DEUTSCHE	Sweep	2008.38208	12/27/2008	22.20	7-Aug	7-Aug	20000												-10,480.00
GULF	50	DEUTSCHE	Sweep	2007.38188	8/28/2007	22.04	7-Aug	7-Jul	10000												-158,000.00
GULF	50	DEUTSCHE	Sweep	2007.38196	8/29/2007	20.09	7-Aug	7-Jul	10000												-4,800.00
GULF	50	DEUTSCHE	Sweep	2007.38242	7/24/2007	18.61	7-Aug	7-Jul	160000												-3,000.00
GULF	50	DEUTSCHE	Sweep	2007.38257	7/25/2007	20.22	7-Aug	7-Aug	20000												-1,800.00
GULF	50	DEUTSCHE	Sweep	2007.38308	7/26/2007	18.25	7-Aug	7-Aug	10000												-377,188.88
DEUTSCHE Total:																					
GULF	50	JPMORGAN	Sweep	2008.37827	5/25/2008	18.25	7-Aug	7-Aug	10000												-28,800.00
GULF	50	JPMORGAN	Sweep	2008.37589	7/18/2008	20.17	7-Aug	7-Aug	10000												-21,200.00
GULF	50	JPMORGAN	Sweep	2008.38281	12/29/2008	16.38	7-Aug	7-Aug	20000												-27,200.00
GULF	50	JPMORGAN	Sweep	2007.38143	6/22/2007	22.22	7-Aug	7-Jul	10000												-11,600.00
GULF	50	JPMORGAN	Sweep	2007.38187	8/28/2007	16.07	7-Aug	7-Jul	40000												-28,100.00
GULF	50	JPMORGAN	Sweep	2007.38227	7/3/2007	18.11	7-Aug	7-Jul	80000												28,000.00
GULF	50	JPMORGAN	Sweep	2007.38277	7/13/2007	18.32	7-Aug	7-Jul	30000												25,800.00
GULF	50	JPMORGAN	Sweep	2007.38308	7/18/2007	14.42	7-Aug	7-Jul	20000												5,000.00
GULF	50	JPMORGAN	Sweep	2007.38388	7/28/2007	15.36	7-Aug	7-Aug	20000												-3,000.00
JPMORGAN Total:																					
GULF	50	MTSUI	Sweep	2008.38179	10/19/2008	18.00	7-Aug	7-Aug	30000												-71,100.00
GULF	50	MTSUI	Sweep	2008.37218	5/29/2008	18.92	7-Aug	7-Aug	20000												-44,800.00
GULF	50	MTSUI	Sweep	2008.37988	7/13/2008	15.41	7-Aug	7-Aug	10000												-22,400.00
GULF	50	MTSUI	Sweep	2007.38174	8/28/2007	14.98	7-Aug	7-Jul	10000												-10,350.00
GULF	50	MTSUI	Sweep	2007.38191	8/28/2007	18.02	7-Aug	7-Jul	80000												-78,000.00
GULF	50	MTSUI	Sweep	2007.38217	8/29/2007	17.18	7-Aug	7-Jul	20000												12,300.00
GULF	50	MTSUI	Sweep	2007.38253	7/19/2007	14.26	7-Aug	7-Jul	20000												



Energy to Serve Your World™

INVOICE

August 1, 2007

Gulf Power Company
Attn: Charlotte Curl

Re: NYMEX settlement for August 2007

Please pay the amount due of \$1,934,730.00 on August 3, 2007

This payment should be electronically transferred by wire or ACH to the following account:

A

Wire instructions:
Bank of America
Dallas, TX
1 Account #: [REDACTED]
2 ABA #: [REDACTED]

ACH instructions:
Bank of America
Dallas, TX
3 Account #: [REDACTED]
4 ABA #: [REDACTED]

Please see attached for the invoice detail.

If you have any questions, please contact Traci Adair at (205) 257-6561.

CONFIDENTIAL

Totals by

Counter Party	Swap Total	Option Total	Counter Party Total
ABNAMRO	-43,400.00	0	-43,400.00
BANKAMER	-256,650.00	0	-256,650.00
BARCLAYS	-116,200.00	0	-116,200.00
CIBC	-424,050.00	0	-424,050.00
DEUTSCHE	-222,770.00	0	-222,770.00
JPMORGAN	31,200.00	0	31,200.00
MITSUI	58,220.00	0	58,220.00
MORGAN	-18,300.00	0	-18,300.00
Suisse	-168,950.00	0	-168,950.00
Total for GULF	-1,160,900.00	0	-1,160,900.00

Totals by Hedge Month	
Aug-07 \$	55,600.00
Sep-07 \$	(1,216,500.00)
\$	(1,160,900.00)

\$1,160,900.00 SCS Receivable from GULF Southern Co. Services Bank of America Dallas, Texas Bank Account Info Account # [REDACTED] ABA # [REDACTED]

Aug 2007 = DR = 234-00704
 CR = 40427-547-00004 > \$ 55,600.00

z DR = 182-00550
 CR = 234-00704 > \$ 1,216,500.00

0175

CONFIDENTIAL

Invoice for		GULF for the		NYMEX		Settlement		for Sep 2007		9/2/2007	
Counter Party	Swap Total	Option Total	Counter Party Total								
ABNAMRO	-43,400.00	0	-43,400.00								
BANKAMER	-258,850.00	0	-258,850.00								
BARCLAYS	-118,200.00	0	-118,200.00								
CIBC	-424,050.00	0	-424,050.00								
DEUTSCHE	-222,770.00	0	-222,770.00								
JPMORGAN	31,200.00	0	31,200.00								
MITSU	58,220.00	0	58,220.00								
MORGAN	-18,300.00	0	-18,300.00								
Suisse	-168,950.00	0	-168,950.00								
Total for GULF	-1,180,900.00	0	-1,180,900.00								

Totals by Hedge Month	
Aug 07 \$	58,600.00
Sep 07 \$	(1,218,500.00)
\$	(1,160,000.00)

BSX Receivable from GULF Southern Co. Services Bank of America Deles. Texas

A B C D E

OpCo	ContractID	Swap Deal Detail CounterParty	DealType	DealNumber	TransactionDate	ContractMonth	HedgeMonth	Quantity	CPPrice	CPNdx	CPAdd	CPMun	CPSettlePrice	SoCoPrice	SoCoNdx	SoCoAdd	SoCoMun	SoCoSettlePrice	SoCoSettleAmount
GULF		50 ABNAMRO	Swap	2006.38228	12/1/2006 16:06	7-Sep		20000		NYMEX LD									-43,400.00
ABNAMRO Total:																			
GULF		50 BANKAMER	Swap	2005.36352	11/2/2005 15:55	7-Sep		80000		NYMEX LD									-280,000.00
GULF		50 BANKAMER	Swap	2006.37863	8/13/2006 15:34	7-Sep		10000		NYMEX LD									-23,500.00
GULF		50 BANKAMER	Swap	2007.39338	7/24/2007 16:25	7-Sep		20000		NYMEX LD									-10,600.00
GULF		50 BANKAMER	Swap	2007.39444	8/6/2007 14:24	7-Sep		20000		NYMEX LD									17,500.00
GULF		50 BANKAMER	Swap	2007.39509	8/22/2007 15:40	7-Sep		10000		NYMEX LD									2,750.00
GULF		50 BANKAMER	Swap	2007.39513	8/22/2007 16:02	7-Sep		10000		NYMEX LD									2,200.00
GULF		50 BANKAMER	Swap	2007.39545	8/23/2007 15:51	7-Sep		150000		NYMEX LD									-15,000.00
BANKAMER Total:																			
GULF		50 BARCLAYS	Swap	2005.38188	10/12/2005 15:18	7-Sep		40000		NYMEX LD									-127,800.00
GULF		50 BARCLAYS	Swap	2007.38312	7/23/2007 20:04	7-Sep		20000		NYMEX LD									-14,200.00
GULF		50 BARCLAYS	Swap	2007.39388	7/26/2007 18:55	7-Sep		10000		NYMEX LD									-6,800.00
GULF		50 BARCLAYS	Swap	2007.39425	8/6/2007 18:28	7-Sep		30000		NYMEX LD									18,300.00
GULF		50 BARCLAYS	Swap	2007.39527	8/22/2007 19:12	7-Sep		10000		NYMEX LD									1,600.00
GULF		50 BARCLAYS	Swap	2007.39557	8/24/2007 15:34	7-Sep		60000		NYMEX LD									12,300.00
BARCLAYS Total:																			
GULF		50 CIBC	Swap	2005.38141	10/8/2005 22:23	7-Sep		50000		NYMEX LD									-164,500.00
GULF		50 CIBC	Swap	2006.37366	6/7/2006 14:29	7-Sep		10000		NYMEX LD									-29,200.00
GULF		50 CIBC	Swap	2006.37487	8/1/2006 14:59	7-Sep		10000		NYMEX LD									-34,200.00
GULF		50 CIBC	Swap	2006.37777	8/14/2006 18:02	7-Sep		10000		NYMEX LD									-31,200.00
GULF		50 CIBC	Swap	2006.38208	12/4/2006 18:53	7-Sep		20000		NYMEX LD									-48,400.00
GULF		50 CIBC	Swap	2007.38585	3/12/2007 15:53	7-Sep		10000		NYMEX LD									-19,200.00
GULF		50 CIBC	Swap	2007.39328	7/24/2007 14:28	7-Sep		20000		NYMEX LD									-10,200.00
GULF		50 CIBC	Swap	2007.39253	7/25/2007 19:47	7-Sep		20000		NYMEX LD									-13,350.00
GULF		50 CIBC	Swap	2007.39375	7/28/2007 17:54	7-Sep		10000		NYMEX LD									-6,000.00
GULF		50 CIBC	Swap	2007.39388	7/27/2007 15:27	7-Sep		200000		NYMEX LD									-144,000.00
GULF		50 CIBC	Swap	2007.39418	8/2/2007 15:32	7-Sep		20000		NYMEX LD									16,700.00
GULF		50 CIBC	Swap	2007.39454	8/14/2007 15:18	7-Sep		7-Aug		NYMEX LD									28,600.00
GULF		50 CIBC	Swap	2007.39475	8/20/2007 18:10	7-Sep		30000		NYMEX LD									27,000.00
GULF		50 CIBC	Swap	2007.39517	8/23/2007 18:45	7-Sep		10000		NYMEX LD									2,300.00
GULF		50 CIBC	Swap	2007.39541	8/23/2007 15:30	7-Sep		50000		NYMEX LD									8,500.00
GULF		50 CIBC	Swap	2007.39586	8/27/2007 18:02	7-Sep		20000		NYMEX LD									-3,800.00
CIBC Total:																			
GULF		50 DEUTSCHE	Swap	2005.34475	1/3/2006 18:17	7-Sep		50000		NYMEX LD									-1,000.00
GULF		50 DEUTSCHE	Swap	2005.36151	10/8/2005 22:48	7-Sep		30000		NYMEX LD									-98,300.00
GULF		50 DEUTSCHE	Swap	2005.38376	11/4/2005 20:34	7-Sep		40000		NYMEX LD									-120,800.00
GULF		50 DEUTSCHE	Swap	2006.37526	7/5/2006 15:28	7-Sep		10000		NYMEX LD									29,200.00
GULF		50 DEUTSCHE	Swap	2006.37526	7/5/2006 15:28	7-Sep		10000		NYMEX LD									-20,200.00
GULF		50 DEUTSCHE	Swap	2006.38008	8/14/2006 18:54	7-Sep		20000		NYMEX LD									-10,700.00
GULF		50 DEUTSCHE	Swap	2007.39342	7/24/2007 18:51	7-Sep		20000		NYMEX LD									-13,800.00
GULF		50 DEUTSCHE	Swap	2007.39357	7/25/2007 20:22	7-Sep		7-Aug		NYMEX LD									-4,050.00
GULF		50 DEUTSCHE	Swap	2007.39388	7/28/2007 16:25	7-Sep		10000		NYMEX LD									73,080.00
GULF		50 DEUTSCHE	Swap	2007.39445	8/10/2007 15:10	7-Sep		80000		NYMEX LD									2,000.00
GULF		50 DEUTSCHE	Swap	2007.39523	8/22/2007 19:01	7-Sep		10000		NYMEX LD									-222,770.00
DEUTSCHE Total:																			
GULF		50 JPMORGAN	Swap	2006.37283	5/25/2006 18:25	7-Sep		10000		NYMEX LD									33,800.00
GULF		50 JPMORGAN	Swap	2006.37589	7/18/2006 20:17	7-Sep		10000		NYMEX LD									28,000.00
GULF		50 JPMORGAN	Swap	2007.39388	7/28/2007 15:36	7-Sep		20000		NYMEX LD									-13,800.00
GULF		50 JPMORGAN	Swap	2007.39405	7/31/2007 15:25	7-Sep		20000		NYMEX LD									18,000.00
GULF		50 JPMORGAN	Swap	2007.39429	8/7/2007 18:08	7-Sep		30000		NYMEX LD									26,400.00
GULF		50 JPMORGAN	Swap	2007.39454	8/13/2007 14:00	7-Sep		20000		NYMEX LD									31,800.00
GULF		50 JPMORGAN	Swap	2007.39484	8/21/2007 13:48	7-Sep		30000		NYMEX LD									11,700.00
GULF		50 JPMORGAN	Swap	2007.39502	8/21/2007 18:10	7-Sep		20000		NYMEX LD									8,000.00
GULF		50 JPMORGAN	Swap	2007.39549	8/23/2007 18:17	7-Sep		100000		NYMEX LD									-10,000.00
GULF		50 JPMORGAN	Swap	2007.39573	8/28/2007 14:14	7-Sep		20000		NYMEX LD									7,000.00
JPMORGAN Total:																			
GULF		50 MITSUI	Swap	2005.36179	10/10/2005 19:00	7-Sep		30000		NYMEX LD									-91,500.00
GULF		50 MITSUI	Swap	2006.37319	5/30/2006 18:52	7-Sep		10000		NYMEX LD									-29,200.00
GULF		50 MITSUI	Swap	2006.37589	7/13/2006 15:41	7-Sep		10000		NYMEX LD									-29,200.00
GULF		50 MITSUI	Swap	2007.38313	7/23/2007 18:42	7-Sep		20000		NYMEX LD									-13,800.00
GULF		50 MITSUI	Swap	2007.39384	7/28/2007 18:47	7-Sep		10000		NYMEX LD									-6,500.00
GULF		50 MITSUI	Swap	2007.39411	8/1/2007 15:18	7-Sep		20000		NYMEX LD									18,400.00
GULF		50 MITSUI	Swap	2007.39421	8/3/2007 20:43	7-Sep		20000		NYMEX LD									40,888.00
GULF		50 MITSUI	Swap	2007.39438	8/6/2007 18:54	7-Sep		20000		NYMEX LD									16,100.00
GULF		50 MITSUI	Swap	2007.39461	8/15/2007 14:10	7-Sep		20000		NYMEX LD									34,000.00
GULF		50 MITSUI	Swap	2007.39471	8/17/2007 14:53	7-Sep		20000		NYMEX LD									95,430.00
GULF		50 MITSUI	Swap	2007.39531	8/22/2007 18:43	7-Sep		20000		NYMEX LD									-3,400.00
GULF		50 MITSUI	Swap	2007.39553	8/22/2007 18:03	7-Sep		100000		NYMEX LD									10,000.00
GULF		50 MITSUI	Swap	2007.3957															



SCS Treasury Request for Payment

Company Name - Gulf Power
Acct# 3751527855

To: SCS Treasury

Payee Data
Name

B

Southern Company Gas Billings

Bank Name & ABA #

Bank of America & [REDACTED]

Account #

Payment Amount
\$1,160,900.00

Desired Payment Date
09/06/2007

Wire Reference Information

Description of Expenditure

Nymex Gas Settlement for September 2007

Accounting Information

Perf RCN	CT	Activity	EWO	Project	Loc	FERC	Sub	Receiv RCN	Amount
						234	00704		1,160,900.00
Total Payment Amount									\$1,160,900.00

Approved
Balbir Singh
9/5/07

CONFIDENTIAL

Payment Requested By <u>[Signature]</u>	Job Title Fuel Manager	Date Signed 9/4/07
--	---------------------------	-----------------------

Payment Approved By <u>[Signature]</u>	Job Title Vice President & CFO	Date Signed 9/5/07
---	-----------------------------------	-----------------------

CC 9/4/2007

SOUTHERN **COMPANY**

Energy to Serve Your World™

INVOICE

September 4, 2007

Gulf Power Company
Attn: Charlotte Curl

Re: NYMEX settlement for September 2007

Please pay the amount due of \$1,160,900.00 on September 6, 2007

This payment should be electronically transferred by wire or ACH to the following account:

A

Wire instructions:

Bank of America
Dallas, TX

- 1 **Account #:** [REDACTED]
- 2 **ABA #:** [REDACTED]

ACH instructions:

Bank of America
Dallas, TX

- 3 **Account #:** [REDACTED]
- 4 **ABA #:** [REDACTED]

Please see attached for the invoice detail.

If you have any questions, please contact Traci Adair at (205) 257-6561.

CONFIDENTIAL

Invoice for	GULF for this	NYMEX	Settlement	for Jul 2007	6/26/2007
Counter Party	Sweep Total	Option Total	Counter Party Total		
ABNAMRO	(80,170.00)		(80,170.00)		
BANKAMER	(248,780.00)		(248,780.00)		
BARCLAYS	570.00		570.00		
CIBC	(173,820.00)		(173,820.00)		
DEUTSCHE	(83,910.00)		(83,910.00)		
JPMORGAN	(12,920.00)		(12,920.00)		
MTSUI	(125,800.00)		(125,800.00)		
MORGAN	(6,820.00)		(6,820.00)		
Susaa	(13,620.00)		(13,620.00)		
Total for GULF	(735,850.00)		(735,850.00)		

Totals by Hedge Month		
Jun 07	6	176,200.00
Jul 07	6	608,250.00
Total	12	784,450.00

JULY 2007 = DR = 40427 547-00004 # 599,550.00
 CR = 182-00550

A B C D E

ContractID	CounterParty	DealType	DealNumber	TransactionDate	ContractMonth	HedgeMonth	Quantity	CPPI	CPMId	CPAd	CPMId	CPSettlePrice	SoCoP	SoCoMId	SoCoAd	SoCoMId	SoCoSettlePrice	SoCoSettleAmount
50 ABNAMRO	ABNAMRO	Sweep	2006 37936	9/8/2006 15 56	7-Jul	7-Jul	20000		NYMEX LD									26 820.00
50 ABNAMRO	ABNAMRO	Sweep	2006 38159	10/30/2006 15 38	7-Jul	7-Jul	20000		NYMEX LD									-13 420.00
50 ABNAMRO	ABNAMRO	Sweep	2006 38226	12/11/2006 16 08	7-Jul	7-Jul	30000		NYMEX LD									20 130.00
ABNAMRO Total:																		
50 BANKAMER	BANKAMER	Sweep	2006 36352	11/2/2005 17 55	7-Jul	7-Jul	80000		NYMEX LD									-140 060.00
50 BANKAMER	BANKAMER	Sweep	2006 37983	8/13/2006 15 24	7-Jul	7-Jul	10000		NYMEX LD									8 510.00
50 BANKAMER	BANKAMER	Sweep	2007 38942	5/23/2007 19 09	7-Jun	7-Jun	20000		NYMEX LD									-21 020.00
50 BANKAMER	BANKAMER	Sweep	2007 38977	5/24/2007 17 06	7-Jul	7-Jun	20000		NYMEX LD									-18 720.00
50 BANKAMER	BANKAMER	Sweep	2007 39003	5/25/2007 19 58	7-Jul	7-Jun	20000		NYMEX LD									-18 020.00
50 BANKAMER	BANKAMER	Sweep	2007 39028	5/26/2007 18 59	7-Jul	7-Jun	120000		NYMEX LD									-94 320.00
50 BANKAMER	BANKAMER	Sweep	2007 39067	8/6/2007 14 52	7-Jul	7-Jun	80000		NYMEX LD									46 280.00
50 BANKAMER	BANKAMER	Sweep	2007 39102	8/18/2007 13 48	7-Jul	7-Jun	20000		NYMEX LD									13 920.00
50 BANKAMER	BANKAMER	Sweep	2007 39117	8/28/2007 14 30	7-Jul	7-Jul	10000		NYMEX LD									810
50 BANKAMER	BANKAMER	Sweep	2007 39206	8/27/2007 17 33	7-Jul	7-Jul	120000		NYMEX LD									-11 880.00
BANKAMER Total:																		
50 BARCLAYS	BARCLAYS	Sweep	2006 36198	10/12/2005 15 18	7-Jul	7-Jul	40000		NYMEX LD									-67 640.00
50 BARCLAYS	BARCLAYS	Sweep	2007 38957	5/24/2007 15 00	7-Jul	7-Jun	20000		NYMEX LD									-20 020.00
50 BARCLAYS	BARCLAYS	Sweep	2007 39015	5/25/2007 20 25	7-Jul	7-Jun	80000		NYMEX LD									-51 080.00
50 BARCLAYS	BARCLAYS	Sweep	2007 39062	8/5/2007 14 37	7-Jul	7-Jun	20000		NYMEX LD									54 480.00
50 BARCLAYS	BARCLAYS	Sweep	2007 39092	8/15/2007 18 18	7-Jul	7-Jun	80000		NYMEX LD									22 220.00
50 BARCLAYS	BARCLAYS	Sweep	2007 39117	8/20/2007 15 23	7-Jul	7-Jul	100000		NYMEX LD									60 100.00
50 BARCLAYS	BARCLAYS	Sweep	2007 39147	8/23/2007 3 08	7-Jul	7-Jul	10000		NYMEX LD									2 310.00
BARCLAYS Total:																		
50 CIBC	CIBC	Sweep	2006 36141	10/6/2005 22 23	7-Jul	7-Jul	40000		NYMEX LD									-71 640.00
50 CIBC	CIBC	Sweep	2006 37366	6/7/2006 14 29	7-Jul	7-Jul	20000		NYMEX LD									-28 420.00
50 CIBC	CIBC	Sweep	2006 37987	8/1/2006 14 59	7-Jul	7-Jul	10000		NYMEX LD									-19 210.00
50 CIBC	CIBC	Sweep	2006 37777	8/14/2006 18 02	7-Jul	7-Jul	10000		NYMEX LD									-16 210.00
50 CIBC	CIBC	Sweep	2006 38208	1/24/2006 19 53	7-Jul	7-Jul	40000		NYMEX LD									-38 840.00
50 CIBC	CIBC	Sweep	2007 38595	3/12/2007 15 53	7-Jul	7-Jul	20000		NYMEX LD									8 420.00
50 CIBC	CIBC	Sweep	2007 38968	5/24/2007 15 82	7-Jul	7-Jun	20000		NYMEX LD									-19 320.00
50 CIBC	CIBC	Sweep	2007 38999	5/25/2007 18 51	7-Jul	7-Jun	20000		NYMEX LD									-18 820.00
50 CIBC	CIBC	Sweep	2007 39024	5/26/2007 15 13	7-Jul	7-Jun	70000		NYMEX LD									-57 120.00
50 CIBC	CIBC	Sweep	2007 39042	8/1/2007 14 49	7-Jul	7-Jun	30000		NYMEX LD									26 730.00
50 CIBC	CIBC	Sweep	2007 39073	8/11/2007 14 45	7-Jul	7-Jun	10000		NYMEX LD									6 980.00
50 CIBC	CIBC	Sweep	2007 39098	8/18/2007 21 23	7-Jul	7-Jun	20000		NYMEX LD									17 020.00
50 CIBC	CIBC	Sweep	2007 39113	8/21/2007 14 10	7-Jul	7-Jul	100000		NYMEX LD									48 100.00
50 CIBC	CIBC	Sweep	2007 39151	8/23/2007 3 13	7-Jul	7-Jul	10000		NYMEX LD									1 810.00
50 CIBC	CIBC	Sweep	2007 39159	8/25/2007 21 48	7-Jul	7-Jun	20000		NYMEX LD									620
50 CIBC	CIBC	Sweep	2007 39183	8/26/2007 15 16	7-Jul	7-Jul	40000		NYMEX LD									1 240.00
CIBC Total:																		
50 DEUTSCHE	DEUTSCHE	Sweep	2006 34475	1/2/2006 19 17	7-Jul	7-Jul	60000		NYMEX LD									73 950.00
50 DEUTSCHE	DEUTSCHE	Sweep	2006 36151	10/6/2005 22 48	7-Jul	7-Jul	30000		NYMEX LD									-51 330.00
50 DEUTSCHE	DEUTSCHE	Sweep	2006 36376	11/4/2005 20 34	7-Jul	7-Jul	40000		NYMEX LD									-60 840.00
50 DEUTSCHE	DEUTSCHE	Sweep	2006 37528	7/6/2006 15 29	7-Jul	7-Jul	20000		NYMEX LD									-28 420.00
50 DEUTSCHE	DEUTSCHE	Sweep	2006 38008	9/14/2006 18 54	7-Jul	7-Jul	20000		NYMEX LD									-10 420.00
50 DEUTSCHE	DEUTSCHE	Sweep	2006 39305	12/27/2006 22 20	7-Jul	7-Jul	20000		NYMEX LD									4 480.00
50 DEUTSCHE	DEUTSCHE	Sweep	2007 39581	5/24/2007 17 31	7-Jul	7-Jun	40000		NYMEX LD									-37 840.00
50 DEUTSCHE	DEUTSCHE	Sweep	2007 39607	5/25/2007 20 06	7-Jul	7-Jun	30000		NYMEX LD									-23 130.00
50 DEUTSCHE	DEUTSCHE	Sweep	2007 39648	8/4/2007 14 48	7-Jul	7-Jun	20000		NYMEX LD									22 520.00
50 DEUTSCHE	DEUTSCHE	Sweep	2007 39678	8/12/2007 14 14	7-Jul	7-Jun	20000		NYMEX LD									13 820.00
50 DEUTSCHE	DEUTSCHE	Sweep	2007 39138	8/23/2007 15 41	7-Jul	7-Jun	80000		NYMEX LD									19 880.00
50 DEUTSCHE	DEUTSCHE	Sweep	2007 39164	8/25/2007 22 04	7-Jul	7-Jul	10000		NYMEX LD									760
50 DEUTSCHE	DEUTSCHE	Sweep	2007 39195	8/26/2007 20 09	7-Jul	7-Jul	150000		NYMEX LD									-7 350.00
DEUTSCHE Total:																		
50 JPMORGAN	JPMORGAN	Sweep	2006 37293	5/25/2006 18 25	7-Jul	7-Jul	10000		NYMEX LD									-18 610.00
50 JPMORGAN	JPMORGAN	Sweep	2006 37599	7/18/2006 20 17	7-Jul	7-Jul	10000		NYMEX LD									-13 010.00
50 JPMORGAN	JPMORGAN	Sweep	2006 38281	10/20/2006 18 30	7-Jul	7-Jul	20000		NYMEX LD									-10 820.00
50 JPMORGAN	JPMORGAN	Sweep	2007 39636	5/25/2007 18 18	7-Jul	7-Jun	20000		NYMEX LD									-21 820.00
50 JPMORGAN	JPMORGAN	Sweep	2007 39657	8/8/2007 14 11	7-Jul	7-Jun	20000		NYMEX LD									22 820.00
50 JPMORGAN	JPMORGAN	Sweep	2007 40087	8/14/2007 14 48	7-Jul	7-Jun	20000		NYMEX LD									14 020.00
50 JPMORGAN	JPMORGAN	Sweep	2007 39124	8/1/2007 14 02	7-Jul	7-Jun	30000		NYMEX LD									14 430.00
50 JPMORGAN	JPMORGAN	Sweep	2007 39143	5/22/2007 22 22	7-Jul	7-Jul	10000		NYMEX LD									1 980.00
50 JPMORGAN	JPMORGAN	Sweep	2007 39187	8/26/2007 18 07	7-Jul	7-Jul	30000		NYMEX LD									180
50 JPMORGAN	JPMORGAN	Sweep	2007 39205	8/27/2007 15 15	7-Jul	7-Jun	30000		NYMEX LD									-2 070.00
JPMORGAN Total:																		
50 MITSUI	MTSUI	Sweep	2006 36178	10/10/2005 19 00	7-Jul	7-Jul	30000		NYMEX LD									-46 530.00
50 MITSUI	MTSUI	Sweep	2006 37318	5/20/2006 18 32	7-Jul	7-Jul	20000		NYMEX LD									-28 420.00
50 MITSUI	MTSUI	Sweep	2006 37580	7/13/2006 15 41	7-Jul	7-Jul	10000		NYMEX LD									-14 210.00
50 MITSUI	MTSUI	Sweep	2007 38847	5/23/2007 19 45	7-Jul	7-Jun	20000		NYMEX LD									-20 820.00
50 MITSUI	MTSUI	Sweep	2007 38873	5/24/2007 18 18	7-Jul	7-Jun	20000		NYMEX LD									-19 820.00
50 MITSUI	MTSUI	Sweep	2007 39011	5/25/2007 20 18	7-Jul	7-Jun	80000		NYMEX LD									-50 760.00
50 MITSUI	MTSUI	Sweep	2007 3															

SOUTHERN COMPANY

Energy to Serve Your World™

INVOICE

July 2, 2007

Gulf Power Company
Attn: Charlotte Curl

Re: NYMEX settlement for July 2007

CONFIDENTIAL

Please pay the amount due of \$725,850.00 on July 5, 2007

This payment should be electronically transferred by wire or ACH to the following account:

A
Wire instructions:
Bank of America
Dallas, TX
1 Account #: [REDACTED]
2 ABA #: [REDACTED]

ACH instructions:
Bank of America
Dallas, TX
3 Account #: [REDACTED]
4 ABA #: [REDACTED]

Please see attached for the invoice detail.

If you have any questions, please contact Traci Adair at (205) 257-6561.



SCS Treasury Request for Payment

Company Name - Gulf Power
Acct# 3751527855

To: SCS Treasury

A *B*
Payee Data

Name

Southern Company Gas Billings

Bank Name & ABA #

Bank of America & [REDACTED]

Account #

Payment Amount
\$725,850.00

Desired Payment Date
07/05/2007

Wire Reference Information

Description of Expenditure

Nymex Gas Settlement for July 2007

CONFIDENTIAL

Accounting Information

Perf RCN	CT	Activity	EWO	Project	Loc	FERC	Sub	Receiv RCN	Amount
						234	00704		725,850.00
Total Payment Amount									\$725,850.00

APPROVED

Basil White
7/3/07

Payment Requested By

[Signature]

Job Title

Fuel Manager

Date Signed

7/2/07

Payment Approved By

[Signature]

Job Title

Vice President & CFO

Date Signed

7/2/07

INVOICE for
Totals by

GULF for the

NYMEX

Settlement

for Aug 2007

11/30/2007

Counter Party	Swap Total	Option Total	Counter Party Total
ABNAMRO	(117,500.00)	-	(117,500.00)
BANKAMER	(309,750.00)	-	(309,750.00)
BARCLAYS	(262,400.00)	-	(262,400.00)
CIBC	(512,400.00)	-	(512,400.00)
DEUTSCHE	(377,150.00)	-	(377,150.00)
JPMORGAN	(63,050.00)	-	(63,050.00)
NETSU	(220,880.00)	-	(220,880.00)
MORGAN	(23,000.00)	-	(23,000.00)
Suisse	(48,600.00)	-	(48,600.00)
Total for GULF	(1,934,730.00)	-	(1,934,730.00)

Totals by Hedge Month	
Jul-07 \$	580,130.00
Aug-07 \$	1,354,600.00
\$	1,934,730.00

\$1,934,730.00 SCS Receivable from GULF

Southern Co. Services
Bank of America
Dallas, Texas

Bank Account Info
Account # [REDACTED]
ABA # [REDACTED]

A

JULY 2007 = DR = 40427-547-00004 > 580,130⁰⁰
CR = 234-00704

= DR = 182-00550 > 1,354,600⁰⁰
CR = 234-00704

0192

CONFIDENTIAL

Counter Party	Empg Total	Oppon Total	Counter Party Total
ABNAMRO	(117,500.00)	-	(117,500.00)
BANKAMER	(309,750.00)	-	(309,750.00)
BARCLAYS	(282,400.00)	-	(282,400.00)
CIBC	(512,400.00)	-	(512,400.00)
DEUTSCHE	(377,150.00)	-	(377,150.00)
JPMORGAN	(63,050.00)	-	(63,050.00)
MTSUI	(220,880.00)	-	(220,880.00)
MORGAN	(23,000.00)	-	(23,000.00)
Suisse	(48,800.00)	-	(48,800.00)
Total for GULF	(1,994,730.00)	-	(1,994,730.00)

Taxes by Hedge Month	Aug-07 \$	Aug-07 \$	Aug-07 \$
	580,120.00	1,384,800.00	1,834,730.00

A B

C D

E

Total for GULF \$1,994,730.00 SCS Receivable from GULF Southern Co. Services Bank of America Dates, Terms

NYMEX ContractID	Counter Party	Deal Type	Deal Number	Transaction Date	Contract Month	Hedge Month	Quantity	CPM	CPMfx	CPAd	CPMFull	CPMfxFull	SoCoPria	SoCoAlth	SoCoAdd	SoCoFull	SoCoSettlePria	SoCoSettleAlth	SoCoSettleAdd	SoCoSettleFull	Subaccount																					
50 ABNAMRO	ABNAMRO	Sweep	2006 37926	08/22/2006	15 36	7-Aug	20000															43,000.00																				
50 ABNAMRO	ABNAMRO	Sweep	2006 38158	10/30/2006	15 36	7-Aug	20000															-29,800.00																				
50 ABNAMRO	ABNAMRO	Sweep	2006 38226	12/11/2006	16 08	7-Aug	30000															-44,700.00																				
ABNAMRO Total:																																										-117,500.00
50 BANKAMER	BANKAMER	Sweep	2006 38352	11/2/2006	17 56	7-Aug	80000															-206,800.00																				
50 BANKAMER	BANKAMER	Sweep	2006 37983	09/13/2006	15 34	7-Aug	7-Aug	10000														-18,700.00																				
50 BANKAMER	BANKAMER	Sweep	2007 38117	09/28/2007	14 30	7-Aug	7-Jul	10000														-10,300.00																				
50 BANKAMER	BANKAMER	Sweep	2007 38209	02/27/2007	17 33	7-Aug	7-Jul	120000														-105,000.00																				
50 BANKAMER	BANKAMER	Sweep	2007 38229	7/6/2007	15 17	7-Aug	7-Jul	60000														21,000.00																				
50 BANKAMER	BANKAMER	Sweep	2007 38257	7/11/2007	18 19	7-Aug	7-Jul	20000														12,800.00																				
50 BANKAMER	BANKAMER	Sweep	2007 38285	7/23/2007	14 54	7-Aug	7-Jul	30000														-1,000.00																				
50 BANKAMER	BANKAMER	Sweep	2007 38338	7/24/2007	16 25	7-Aug	7-Aug	20000														-5,000.00																				
BANKAMER Total:																																										-386,700.00
50 BARCLAYS	BARCLAYS	Sweep	2006 38196	10/12/2006	15 18	7-Aug	7-Aug	40000														-100,400.00																				
50 BARCLAYS	BARCLAYS	Sweep	2007 38117	02/20/2007	15 23	7-Aug	7-Jul	100000														-156,000.00																				
50 BARCLAYS	BARCLAYS	Sweep	2007 38147	02/20/2007	3 08	7-Aug	7-Jul	10000														-11,850.00																				
50 BARCLAYS	BARCLAYS	Sweep	2007 38232	7/5/2007	14 21	7-Aug	7-Jul	20000														11,600.00																				
50 BARCLAYS	BARCLAYS	Sweep	2007 38282	7/16/2007	18 48	7-Aug	7-Jul	20000														5,400.00																				
50 BARCLAYS	BARCLAYS	Sweep	2007 38342	7/23/2007	20 04	7-Aug	7-Aug	20000														-1,200.00																				
50 BARCLAYS	BARCLAYS	Sweep	2007 38348	7/25/2007	17 48	7-Aug	7-Jul	30000														-4,250.00																				
50 BARCLAYS	BARCLAYS	Sweep	2007 38388	7/26/2007	16 36	7-Aug	7-Aug	10000														-1,700.00																				
BARCLAYS Total:																																										-362,400.00
50 CIBC	CIBC	Sweep	2006 38141	10/6/2006	22 23	7-Aug	7-Aug	40000														-104,400.00																				
50 CIBC	CIBC	Sweep	2006 37386	07/7/2006	14 29	7-Aug	7-Aug	20000														-44,800.00																				
50 CIBC	CIBC	Sweep	2006 37887	01/12/2006	14 59	7-Aug	7-Aug	10000														-24,400.00																				
50 CIBC	CIBC	Sweep	2006 37777	01/18/2006	18 02	7-Aug	7-Aug	10000														-71,800.00																				
50 CIBC	CIBC	Sweep	2006 38028	12/14/2006	19 53	7-Aug	7-Aug	40000														-24,800.00																				
50 CIBC	CIBC	Sweep	2007 38086	3/12/2007	15 53	7-Aug	7-Aug	20000														-11,400.00																				
50 CIBC	CIBC	Sweep	2007 38113	02/1/2007	14 10	7-Aug	7-Jul	10000														-144,000.00																				
50 CIBC	CIBC	Sweep	2007 38151	02/23/2007	3 13	7-Aug	7-Jul	10000														-11,400.00																				
50 CIBC	CIBC	Sweep	2007 38183	02/28/2007	15 16	7-Aug	7-Jul	40000														-38,800.00																				
50 CIBC	CIBC	Sweep	2007 38222	7/2/2007	14 46	7-Aug	7-Jul	20000														9,300.00																				
50 CIBC	CIBC	Sweep	2007 38248	7/6/2007	20 03	7-Aug	7-Jul	20000														8,100.00																				
50 CIBC	CIBC	Sweep	2007 38297	7/17/2007	14 18	7-Aug	7-Jul	20000														8,400.00																				
50 CIBC	CIBC	Sweep	2007 38334	7/24/2007	14 11	7-Aug	7-Jul	20000														-8,800.00																				
50 CIBC	CIBC	Sweep	2007 38328	7/24/2007	14 29	7-Aug	7-Aug	20000														-8,400.00																				
50 CIBC	CIBC	Sweep	2007 38363	7/25/2007	18 47	7-Aug	7-Aug	30000														-3,300.00																				
50 CIBC	CIBC	Sweep	2007 38375	7/26/2007	17 54	7-Aug	7-Aug	10000														-2,300.00																				
50 CIBC	CIBC	Sweep	2007 38386	7/27/2007	15 27	7-Aug	7-Aug	20000														-29,000.00																				
CIBC Total:																																										-612,600.00
50 DEUTSCHE	DEUTSCHE	Sweep	2006 38475	12/3/2006	19 17	7-Aug	7-Aug	50000														33,000.00																				
50 DEUTSCHE	DEUTSCHE	Sweep	2006 38151	10/6/2006	22 46	7-Aug	7-Aug	30000														-75,800.00																				
50 DEUTSCHE	DEUTSCHE	Sweep	2006 38378	11/14/2006	20 34	7-Aug	7-Aug	40000														-60,800.00																				
50 DEUTSCHE	DEUTSCHE	Sweep	2006 37628	7/5/2006	18 46	7-Aug	7-Aug	20000														-44,800.00																				
50 DEUTSCHE	DEUTSCHE	Sweep	2006 38028	01/14/2006	18 54	7-Aug	7-Aug	20000														-26,800.00																				
50 DEUTSCHE	DEUTSCHE	Sweep	2006 38335	12/27/2006	22 20	7-Aug	7-Aug	20000														-11,800.00																				
50 DEUTSCHE	DEUTSCHE	Sweep	2007 38198	02/5/2007	22 04	7-Aug	7-Jul	10000														-10,450.00																				
50 DEUTSCHE	DEUTSCHE	Sweep	2007 38195	02/08/2007	20 09	7-Aug	7-Jul	150000														-138,500.00																				
50 DEUTSCHE	DEUTSCHE	Sweep	2007 38342	7/24/2007	18 51	7-Aug	7-Aug	20000														-4,800.00																				
50 DEUTSCHE	DEUTSCHE	Sweep	2007 38367	7/25/2007	20 22	7-Aug	7-Aug	20000														-3,000.00																				
50 DEUTSCHE	DEUTSCHE	Sweep	2007 38388	7/26/2007	18 25	7-Aug	7-Aug	10000														-2,300.00																				
DEUTSCHE Total:																																										-377,100.00
50 JPMORGAN	JPMORGAN	Sweep	2006 37283	5/25/2006	18 25	7-Aug	7-Aug	10000														-28,800.00																				
50 JPMORGAN	JPMORGAN	Sweep	2006 37596	7/18/2006	20 17	7-Aug	7-Aug	10000														-21,200.00																				
50 JPMORGAN	JPMORGAN	Sweep	2006 38281	12/20/2006	18 38	7-Aug	7-Aug	20000														-27,200.00																				
50 JPMORGAN	JPMORGAN	Sweep	2007 38143	02/22/2007	22 22	7-Aug	7-Jul	10000														-11,850.00																				
50 JPMORGAN	JPMORGAN	Sweep	2007 38187	02/28/2007	18 07	7-Aug	7-Jul	30000														-29,100.00																				
50 JPMORGAN	JPMORGAN	Sweep	2007 38227	7/3/2007	15 11	7-Aug	7-Jul	40000														25,000.00																				
50 JPMORGAN	JPMORGAN	Sweep	2007 38277	7/13/2007	16 32	7-Aug	7-Jul	60000														35,800.00																				
50 JPMORGAN	JPMORGAN	Sweep	2007 38293	7/18/2007	14 42	7-Aug	7-Jul	20000														5,000.00																				
50 JPMORGAN	JPMORGAN	Sweep	2007 38389	7/26/2007	15 35	7-Aug	7-Aug	30000														-3,000.00																				
JPMORGAN Total:																																										-63,650.00
50 MITSUI	MTSUI	Sweep	2006 38178	10/10/2006	18 00	7-Aug	7-Aug	30000														-71,100.00																				
50 MITSUI	MTSUI	Sweep	2006 37319	5/30/2006	18 32	7-Aug	7-Aug	20000														-44,800.00																				
50 MITSUI	MTSUI	Sweep	2006 37588	7/13/2006	18 41	7-Aug	7-Aug	10000														-22,400.00																				
50 MITSUI	MTSUI	Sweep	2007 38174	02/28/2007	18 56	7-Aug	7-Jul	10000														-10,250.00																				
50 MITSUI	MTSUI	Sweep	2007 38181	02/28/2007	18 02	7-Aug	7-Jul	80000														-78,000.00																				
50 MITSUI	MTSUI	Sweep	2007 38217	02/28/2007	17 18	7-Aug	7-Jul	20000														12,300.00																				
50 MITSUI	MTSUI	Sweep	2007 38253	7/10/2007	13 29	7-Aug	7-Jul	30000														12,000.00																				
50 MITSUI	MTSUI	Sweep	2007 38287	7/18/2007	14 53	7-Aug	7-Jul	20000														9,400.00																				
50 MITSUI	MTSUI	Sweep	2007 38313	7/25/2007	18 42	7-Aug	7-Jul	20000														-1,800.00																				
50 MITSUI	MTSUI	Sweep	2007 38362	7/26/2007	15 06	7-Aug	7-Jul	20000														-3,200.00																				
50 MITSUI	MTSUI	Sweep	2007 38384	7/26/																																						



SCS Treasury Request for Payment

Company Name - Gulf Power
Acct# 3751527855

To: SCS Treasury

A
Payee Data

B

Name
Southern Company Gas Billings

Bank Name & ABA #
Bank of America & [REDACTED]

Account #
[REDACTED]

Payment Amount \$1,934,730.00	Desired Payment Date 08/03/2007
----------------------------------	------------------------------------

Wire Reference Information

Description of Expenditure

Nymex Gas Settlement for August 2007

CONFIDENTIAL

Accounting Information

Perf RCN	CT	Activity	EWO	Project	Loc	FERC	Sub	Receiv RCN	Amount
						234	00704		1,934,730.00
Total Payment Amount									\$1,934,730.00

Approved
Based. W/ke
8/2/07
Bambi D. Wilcox

Payment Requested By <i>A. Ball</i>	Job Title Fuel Manager	Date Signed 8/2/07
Payment Approved By <i>Ron R. H.</i>	Job Title Vice President & CFO	Date Signed 8/2/07

SOUTHERN COMPANY

Energy to Serve Your World™

INVOICE

August 1, 2007

Gulf Power Company
Attn: Charlotte Curl

Re: NYMEX settlement for August 2007

Please pay the amount due of \$1,934,730.00 on August 3, 2007

This payment should be electronically transferred by wire or ACH to the following account:

A

Wire instructions:

Bank of America
Dallas, TX

- 1 Account #: [REDACTED]
- 2 ABA #: [REDACTED]

ACH instructions:

Bank of America
Dallas, TX

- 3 Account #: [REDACTED]
- 4 ABA #: [REDACTED]

Please see attached for the invoice detail.

If you have any questions, please contact Traci Adair at (205) 257-6561.

CONFIDENTIAL

Totals by			
Counter Party	Swap Total	Option Total	Counter Party Total
ABNAMRO	(7,060.00)		(7,060.00)
BANKAMER	(97,810.00)		(97,810.00)
BARCLAYS	(38,300.00)		(38,300.00)
CIBC	(88,310.00)		(88,310.00)
DEUTSCHE	(44,210.00)		(44,210.00)
JPMORGAN	14,290.00		14,290.00
MTSUI	(37,080.00)		(37,080.00)
MORGAN	3,310.00		3,310.00
Sunaa	(1,290.00)		(1,290.00)
Total for GULF	(178,706.00)		(178,706.00)

Trade by Hedge Month
 May 07 1 (34,830.00)
 April 07 1 (10,300.00)
 1 (176,706.00)

JUNE 2007 = DR = 40427 - 517 - 00000
 CR = 182 - 00550
 210,500.00

A B C D E

1
 Z
 0202

OpCo	ContractID	Counter Party	DealType	DealNumber	TransactionDate	ContractMonth	HedgeMonth	Quantity	CPN	CPNdx	CPAdd	CPMkt	CPSettlePrty	SoCoPrty	SoCoMdx	SoCoAdd	SoCoMkt	SoCoSettlePrty	SoCoSettleMdx	SoCoSettleAmount
GULF	50	ABNAMRO	Swap	2008 37836	08/2008 15 58	7-Jun	7-Jun	10000												-8,900.00
GULF	50	ABNAMRO	Swap	2008 38158	10/09/2008 15 38	7-Jun	7-Jun	10000												270
GULF	50	ABNAMRO	Swap	2008 38228	12/11/2008 18 06	7-Jun	7-Jun	30000												-7,060.00
ABNAMRO Total:																				
GULF	50	BANKAMER	Swap	2008 38352	11/2/2008 17 58	7-Jun	7-Jun	80000												47,120.00
GULF	50	BANKAMER	Swap	2008 37963	01/3/2008 15 34	7-Jun	7-Jun	10000												-1,800.00
GULF	50	BANKAMER	Swap	2007 38933	4/24/2007 18 38	7-Jun	7-May	20000												-3,860.00
GULF	50	BANKAMER	Swap	2007 38923	4/26/2007 18 25	7-Jun	7-May	30000												-1,470.00
GULF	50	BANKAMER	Swap	2007 38986	5/3/2007 14 48	7-Jun	7-May	10000												740
GULF	50	BANKAMER	Swap	2007 38978	5/8/2007 14 03	7-Jun	7-May	10000												2,080.00
GULF	50	BANKAMER	Swap	2007 38908	5/16/2007 14 50	7-Jun	7-May	10000												2,890.00
GULF	50	BANKAMER	Swap	2007 38922	5/21/2007 14 40	7-Jun	7-May	10000												3,980.00
GULF	50	BANKAMER	Swap	2007 38942	5/23/2007 18 08	7-Jun	7-Jun	20000												1,960.00
GULF	50	BANKAMER	Swap	2007 38977	5/24/2007 17 05	7-Jun	7-Jun	20000												590
GULF	50	BANKAMER	Swap	2007 38920	5/28/2007 18 56	7-Jun	7-Jun	20000												4,200.00
GULF	50	BANKAMER	Swap	2007 38902	5/29/2007 14 50	7-Jun	7-May	30000												-4,200.00
GULF	50	BANKAMER	Swap	2007 38928	5/29/2007 18 59	7-Jun	7-Jun	120000												-87,816.00
BANKAMER Total:																				
GULF	50	BARCLAYS	Swap	2008 38188	10/13/2008 15 18	7-Jun	7-Jun	40000												41,180.00
GULF	50	BARCLAYS	Swap	2007 38907	4/24/2007 15 48	7-Jun	7-May	20000												-3,180.00
GULF	50	BARCLAYS	Swap	2007 38921	4/28/2007 18 53	7-Jun	7-May	50000												1,490.00
GULF	50	BARCLAYS	Swap	2007 38948	5/1/2007 13 29	7-Jun	7-May	10000												1,850.00
GULF	50	BARCLAYS	Swap	2007 38904	5/15/2007 14 15	7-Jun	7-May	10000												2,380.00
GULF	50	BARCLAYS	Swap	2007 38953	5/24/2007 14 36	7-Jun	7-May	10000												1,490.00
GULF	50	BARCLAYS	Swap	2007 38957	5/24/2007 15 00	7-Jun	7-Jun	20000												3,180.00
GULF	50	BARCLAYS	Swap	2007 38915	5/25/2007 20 25	7-Jun	7-Jun	80000												1,140.00
BARCLAYS Total:																				
GULF	50	CIBC	Swap	2008 38141	10/8/2008 22 23	7-Jun	7-Jun	40000												45,180.00
GULF	50	CIBC	Swap	2008 37368	07/2/2008 14 26	7-Jun	7-Jun	10000												-7,590.00
GULF	50	CIBC	Swap	2008 37987	01/2/2008 14 59	7-Jun	7-Jun	10000												-12,590.00
GULF	50	CIBC	Swap	2008 37777	01/12/2008 18 02	7-Jun	7-Jun	10000												8,590.00
GULF	50	CIBC	Swap	2008 38208	12/4/2008 19 83	7-Jun	7-Jun	30000												8,270.00
GULF	50	CIBC	Swap	2007 38956	3/12/2007 15 83	7-Jun	7-Jun	10000												2,410.00
GULF	50	CIBC	Swap	2007 38784	4/23/2007 19 48	7-Jun	7-May	20000												-2,080.00
GULF	50	CIBC	Swap	2007 38927	4/26/2007 18 26	7-Jun	7-May	30000												-1,170.00
GULF	50	CIBC	Swap	2007 38965	5/4/2007 14 18	7-Jun	7-May	30000												8,970.00
GULF	50	CIBC	Swap	2007 38981	5/10/2007 13 41	7-Jun	7-May	10000												1,920.00
GULF	50	CIBC	Swap	2007 38913	5/17/2007 14 40	7-Jun	7-May	10000												2,890.00
GULF	50	CIBC	Swap	2007 38934	5/23/2007 14 25	7-Jun	7-May	10000												1,890.00
GULF	50	CIBC	Swap	2007 38946	5/24/2007 15 82	7-Jun	7-Jun	20000												2,480.00
GULF	50	CIBC	Swap	2007 38996	5/25/2007 19 51	7-Jun	7-Jun	20000												180
GULF	50	CIBC	Swap	2007 38924	5/29/2007 15 13	7-Jun	7-Jun	70000												-68,318.00
CIBC Total:																				
GULF	50	DEUTSCHE	Swap	2008 38475	1/3/2008 19 17	7-Jun	7-Jun	50000												107,050.00
GULF	50	DEUTSCHE	Swap	2008 38151	10/8/2008 22 49	7-Jun	7-Jun	30000												-31,470.00
GULF	50	DEUTSCHE	Swap	2008 38378	11/4/2008 20 34	7-Jun	7-Jun	40000												-34,260.00
GULF	50	DEUTSCHE	Swap	2008 37528	7/8/2008 15 28	7-Jun	7-Jun	10000												-7,590.00
GULF	50	DEUTSCHE	Swap	2008 38008	01/4/2008 18 54	7-Jun	7-Jun	20000												2,820.00
GULF	50	DEUTSCHE	Swap	2008 38006	12/7/2008 22 20	7-Jun	7-Jun	10000												8,860.00
GULF	50	DEUTSCHE	Swap	2007 38797	4/2/2007 15 08	7-Jun	7-May	30000												-5,925.00
GULF	50	DEUTSCHE	Swap	2007 38935	4/26/2007 18 39	7-Jun	7-May	60000												-1,740.00
GULF	50	DEUTSCHE	Swap	2007 38952	5/2/2007 14 15	7-Jun	7-May	10000												1,390.00
GULF	50	DEUTSCHE	Swap	2007 38929	5/22/2007 18 33	7-Jun	7-May	10000												2,590.00
GULF	50	DEUTSCHE	Swap	2007 38941	5/24/2007 17 31	7-Jun	7-Jun	40000												4,180.00
GULF	50	DEUTSCHE	Swap	2007 38907	5/25/2007 20 08	7-Jun	7-Jun	30000												-1,980.00
DEUTSCHE Total:																				
GULF	50	JPMORGAN	Swap	2008 37993	5/25/2008 18 25	7-Jun	7-Jun	10000												11,890.00
GULF	50	JPMORGAN	Swap	2008 37589	7/18/2008 20 17	7-Jun	7-Jun	10000												4,280.00
GULF	50	JPMORGAN	Swap	2008 38281	12/20/2008 18 38	7-Jun	7-Jun	10000												1,210.00
GULF	50	JPMORGAN	Swap	2007 38778	4/23/2007 18 38	7-Jun	7-May	20000												2,420.00
GULF	50	JPMORGAN	Swap	2007 38988	5/9/2007 13 59	7-Jun	7-May	10000												860
GULF	50	JPMORGAN	Swap	2007 38999	5/14/2007 14 40	7-Jun	7-May	10000												4,240.00
GULF	50	JPMORGAN	Swap	2007 38918	5/18/2007 18 07	7-Jun	7-May	10000												18,170.00
GULF	50	JPMORGAN	Swap	2007 38939	5/22/2007 18 18	7-Jun	7-Jun	20000												4,790.00
GULF	50	JPMORGAN	Swap	2007 38996	5/25/2007 19 30	7-Jun	7-May	40000												3,180.00
JPMORGAN Total:																				
GULF	50	MTSUI	Swap	2008 38178	10/10/2008 19 00	7-Jun	7-Jun	30000												28,870.00
GULF	50	MTSUI	Swap	2008 37319	5/30/2008 18 52	7-Jun	7-Jun	10000												-7,590.00
GULF	50	MTSUI	Swap	2008 37989	7/13/2008 18 11	7-Jun	7-Jun	10000												-7,590.00
GULF	50	MTSUI	Swap	2007 38798	4/23/2007 18 54	7-Jun	7-May	10000												-1,090.00
GULF	50	MTSUI	Swap	2007 3																



Energy to Serve Your World™

INVOICE

June 1, 2007

Gulf Power Company
Attn: Charlotte Curl

Re: NYMEX settlement for June 2007

Please pay the amount due of \$175,700.00 on June 5, 2007

This payment should be electronically transferred by wire or ACH to the following account:

A

Wire instructions:

Bank of America
Dallas, TX

1 Account #: [REDACTED]
2 ABA #: [REDACTED]

ACH instructions:

Bank of America
Dallas, TX

3 Account #: [REDACTED]
4 ABA #: [REDACTED]

Please see attached for the invoice detail.

If you have any questions, please contact Traci Adair at (205) 257-6561.

CONFIDENTIAL



Energy to Serve Your World™

INVOICE

July 2, 2007

Gulf Power Company
Attn: Charlotte Curl

Re: NYMEX settlement for July 2007

Please pay the amount due of \$725,850.00 on July 5, 2007

This payment should be electronically transferred by wire or ACH to the following account:

A

Wire instructions:

Bank of America
Dallas, TX

- 1 Account #: [REDACTED]
- 2 ABA #: [REDACTED]

ACH instructions:

Bank of America
Dallas, TX

- 3 Account #: [REDACTED]
- 4 ABA #: [REDACTED]

Please see attached for the invoice detail.

If you have any questions, please contact Traci Adair at (205) 257-6561.

CONFIDENTIAL

SCS Treasury Request for Payment



Company Name - Gulf Power
Acct# 3751527855

To: SCS Treasury

A B
Payee Data

Name
Southern Company Gas Billings

Bank Name & ABA #
Bank of America & [REDACTED]

Account #
[REDACTED]

Payment Amount: \$725,850.00 Desired Payment Date: 07/05/2007

Wire Reference Information

Description of Expenditure
Nymex Gas Settlement for July 2007

CONFIDENTIAL

Accounting Information

Perf RCN	CT	Activity	EWO	Project	Loc	FERC	Sub	Receiv RCN	Amount
						234	00704		725,850.00
Total Payment Amount									\$725,850.00

APPROVED
Basid wh
7/3/07

Payment Requested By <i>[Signature]</i>	Job Title Fuel Manager	Date Signed 7/2/07
Payment Approved By <i>[Signature]</i>	Job Title Vice President & CFO	Date Signed 7/2/07

Counter Party	Swap Total	Option Total	Counter Party Total
ABNAMRO	(1,840.00)		(1,840.00)
BANKAMER	(23,080.00)		(23,080.00)
BARCLAYS	(37,040.00)		(37,040.00)
CIBC	(59,940.00)		(59,940.00)
DEUTSCHE	(43,840.00)		(43,840.00)
JPMORGAN	(15,590.00)		(15,590.00)
MITSUJ	2,870.00		2,870.00
MORGAN	2,480.00		2,480.00
Total for GULF	(88,800.00)		(88,800.00)

Totals by Hedge Month	
Apr-07	\$ (17,300.00)
May-07	\$ 105,800.00
	\$ 88,500.00

MAY 2007 = DR = 40427547-00004 > # 105,800.00
 CR = 182-00550

A B C D E

SCS Receivable from GULF Southern Co Services Bank of America Dallas, Texas

OpCo	ContractID	Swap Deal Detail CounterParty	DealType	DealNumber	TransactionDate	ContractMonth	HedgeMonth	Quantity	CPPrice	CPNdx	CPAdd	CPMult	CPSettlePrice	SoCoPrice	SoCoNdx	SoCoAdd	SoCoMult	SoCoSettlePrice	SoCoSettleAmount
GULF	50	ABNAMRO	Swap	2006.38226	12/11/2006 18.06	7-May	7-May	20000		NYMEX LD									-1,840.00
ABNAMRO Total:																			
GULF	50	BANKAMER	Swap	2006.37983	9/13/2006 15.34	7-May	7-May	10000		NYMEX LD									-2,720.00
GULF	50	BANKAMER	Swap	2007.38679	3/28/2007 15.12	7-May	7-Apr	90000		NYMEX LD									-23,560.00
GULF	50	BANKAMER	Swap	2007.3876	4/18/2007 14.19	7-May	7-Apr	10000		NYMEX LD									-780.00
GULF	50	BANKAMER	Swap	2007.38803	4/24/2007 15.38	7-May	7-May	20000		NYMEX LD									3,040.00
GULF	50	BANKAMER	Swap	2007.38823	4/28/2007 16.25	7-May	7-May	30000		NYMEX LD									960.00
BANKAMER Total:																			
-23,080.00																			
GULF	50	BARCLAYS	Swap	2005.38198	10/12/2005 15.16	7-May	7-May	40000		NYMEX LD									-44,480.00
GULF	50	BARCLAYS	Swap	2007.38645	3/28/2007 15.45	7-May	7-Apr	30000		NYMEX LD									5,040.00
GULF	50	BARCLAYS	Swap	2007.38705	4/4/2007 14.52	7-May	7-Apr	10000		NYMEX LD									-360.00
GULF	50	BARCLAYS	Swap	2007.38752	4/17/2007 13.44	7-May	7-Apr	10000		NYMEX LD									-80.00
GULF	50	BARCLAYS	Swap	2007.38793	4/24/2007 14.50	7-May	7-Apr	10000		NYMEX LD									1,020.00
GULF	50	BARCLAYS	Swap	2007.38807	4/24/2007 15.48	7-May	7-May	20000		NYMEX LD									2,240.00
GULF	50	BARCLAYS	Swap	2007.38831	4/26/2007 18.33	7-May	7-May	50000		NYMEX LD									-400.00
BARCLAYS Total:																			
-37,040.00																			
GULF	50	CIBC	Swap	2003.38141	10/6/2003 22.23	7-May	7-May	30000		NYMEX LD									-36,380.00
GULF	50	CIBC	Swap	2006.37697	8/11/2006 14.59	7-May	7-May	10000		NYMEX LD									-13,420.00
GULF	50	CIBC	Swap	2006.3777	8/14/2006 18.02	7-May	7-May	10000		NYMEX LD									-10,420.00
GULF	50	CIBC	Swap	2006.38208	12/4/2006 19.53	7-May	7-May	20000		NYMEX LD									-7,840.00
GULF	50	CIBC	Swap	2007.38595	3/12/2007 15.53	7-May	7-May	10000		NYMEX LD									1,580.00
GULF	50	CIBC	Swap	2007.38654	3/28/2007 19.15	7-May	7-Apr	40000		NYMEX LD									4,720.00
GULF	50	CIBC	Swap	2007.38693	4/2/2007 14.45	7-May	7-Apr	10000		NYMEX LD									2,320.00
GULF	50	CIBC	Swap	2007.38723	4/10/2007 15.09	7-May	7-Apr	10000		NYMEX LD									2,820.00
GULF	50	CIBC	Swap	2007.38748	4/18/2007 20.09	7-May	7-Apr	10000		NYMEX LD									1,320.00
GULF	50	CIBC	Swap	2007.38768	4/20/2007 14.32	7-May	7-Apr	30000		NYMEX LD									-4,140.00
GULF	50	CIBC	Swap	2007.38784	4/23/2007 19.42	7-May	7-May	20000		NYMEX LD									1,040.00
GULF	50	CIBC	Swap	2007.38819	4/26/2007 18.07	7-May	7-Apr	40000		NYMEX LD									-1,320.00
GULF	50	CIBC	Swap	2007.38827	4/28/2007 18.25	7-May	7-May	30000		NYMEX LD									-240.00
CIBC Total:																			
-88,840.00																			
GULF	50	DEUTSCHE	Swap	2005.34475	1/3/2005 19.17	7-May	7-May	50000		NYMEX LD									102,800.00
GULF	50	DEUTSCHE	Swap	2005.38151	10/6/2005 22.49	7-May	7-May	30000		NYMEX LD									-33,960.00
GULF	50	DEUTSCHE	Swap	2005.38376	1/14/2005 20.34	7-May	7-May	40000		NYMEX LD									-37,880.00
GULF	50	DEUTSCHE	Swap	2007.38656	3/28/2007 19.32	7-May	7-Apr	20000		NYMEX LD									2,280.00
GULF	50	DEUTSCHE	Swap	2007.38697	3/30/2007 14.38	7-May	7-Apr	20000		NYMEX LD									2,740.00
GULF	50	DEUTSCHE	Swap	2007.38715	4/5/2007 19.42	7-May	7-Apr	40000		NYMEX LD									80.00
GULF	50	DEUTSCHE	Swap	2007.38736	4/12/2007 14.38	7-May	7-Apr	10000		NYMEX LD									3,420.00
GULF	50	DEUTSCHE	Swap	2007.38797	4/24/2007 15.09	7-May	7-May	30000		NYMEX LD									4,260.00
GULF	50	DEUTSCHE	Swap	2007.38835	4/28/2007 18.39	7-May	7-May	80000		NYMEX LD									-180.00
DEUTSCHE Total:																			
43,840.00																			
GULF	50	JPMORGAN	Swap	2006.37293	5/25/2006 19.25	7-May	7-May	10000		NYMEX LD									-12,820.00
GULF	50	JPMORGAN	Swap	2006.37599	7/18/2006 20.17	7-May	7-May	10000		NYMEX LD									-7,220.00
GULF	50	JPMORGAN	Swap	2007.38636	3/23/2007 15.11	7-May	7-Apr	20000		NYMEX LD									1,960.00
GULF	50	JPMORGAN	Swap	2007.38667	3/27/2007 16.13	7-May	7-Apr	40000		NYMEX LD									920.00
GULF	50	JPMORGAN	Swap	2007.38699	4/3/2007 14.07	7-May	7-Apr	10000		NYMEX LD									570.00
GULF	50	JPMORGAN	Swap	2007.38732	4/11/2007 20.08	7-May	7-Apr	10000		NYMEX LD									4,420.00
GULF	50	JPMORGAN	Swap	2007.38764	4/19/2007 14.44	7-May	7-Apr	10000		NYMEX LD									-1,030.00
GULF	50	JPMORGAN	Swap	2007.38779	4/23/2007 18.38	7-May	7-May	20000		NYMEX LD									-3,580.00
GULF	50	JPMORGAN	Swap	2007.38811	4/25/2007 19.40	7-May	7-Apr	10000		NYMEX LD									1,170.00
JPMORGAN Total:																			
-15,860.00																			
GULF	50	MITSUJ	Swap	2006.37318	5/30/2006 18.52	7-May	7-May	10000		NYMEX LD									-8,420.00
GULF	50	MITSUJ	Swap	2006.37569	7/13/2006 15.41	7-May	7-May	10000		NYMEX LD									-8,420.00
GULF	50	MITSUJ	Swap	2007.38825	3/28/2007 16.31	7-May	7-Apr	20000		NYMEX LD									2,760.00
GULF	50	MITSUJ	Swap	2007.38698	3/27/2007 18.05	7-May	7-Apr	30000		NYMEX LD									840.00
GULF	50	MITSUJ	Swap	2007.38719	4/9/2007 14.41	7-May	7-Apr	10000		NYMEX LD									1,470.00
GULF	50	MITSUJ	Swap	2007.3874	4/13/2007 14.43	7-May	7-Apr	30000		NYMEX LD									8,760.00
GULF	50	MITSUJ	Swap	2007.38768	4/23/2007 19.54	7-May	7-May	10000		NYMEX LD									520.00
GULF	50	MITSUJ	Swap	2007.38815	4/25/2007 20.17	7-May	7-May	30000		NYMEX LD									5,160.00
MITSUJ Total:																			
2,870.00																			
GULF	50	MORGAN	Swap	2007.38617	3/19/2007 14.30	7-May	7-May	10000		NYMEX LD									2,480.00
MORGAN Total:																			
2,480.00																			

pCo	ContractID	Option Deals CounterParty	DealType	Buy/Sell	DealNumber	TransactionDate	ContractMonth	HedgeMonth	Quantity	StrikePrice	SettlePrice	SettlementNdx	StrikeFlag	SettleAmount
ULF	50	MITSUJ	Put/mm	Sell	2004.33445	8/25/2004 16.41		7-May	300000				NYMEX LD	N
ULF	50	MITSUJ	Put/mm	Buy	2004.34225	10/23/2004 14.58		7-May	300000				NYMEX LD	N

CONFIDENTIAL

SOUTHERN COMPANY

Energy to Serve Your World™

INVOICE

May 1, 2007

Gulf Power Company
Attn: Charlotte Curl

Re: NYMEX settlement for May 2007

Please pay the amount due of \$88,500.00 on May 3, 2007

This payment should be electronically transferred by wire or ACH to the following account:

A
Wire instructions:

Bank of America
Dallas, TX

1 Account #: [REDACTED]
2 ABA #: [REDACTED]

ACH instructions:

Bank of America
Dallas, TX

3 Account #: [REDACTED]
4 ABA #: [REDACTED]

Please see attached for the invoice detail.

If you have any questions, please contact Traci Adair at (205) 257-6561.

CONFIDENTIAL

Invoice for	GULF for the	NYMEX	Settlement	for Jun 2007	2010007
Counter Party	Swap Total	Option Total	Counter Party Total		
ABNAMRO	(7,060.00)		(7,060.00)		
BANKAMER	(87,910.00)		(87,910.00)		
BARCLAYS	(35,900.00)		(35,900.00)		
CIBC	(68,310.00)		(68,310.00)		
DEUTSCHE	44,210.00		44,210.00		
JPMORGAN	14,200.00		14,200.00		
MITSUBI	(37,080.00)		(37,080.00)		
MORGAN	3,310.00		3,310.00		
Suave	(1,200.00)		(1,200.00)		
Total for GULF	(176,700.00)		(176,700.00)		

Trade by Invoice Month	
May-07	34,800.00
Jun-07	210,500.00
Jul-07	175,700.00

MAY 2007 = DR 2 234-00704
 CR=40427-517-00004 # 34,800.00
 MAY 2007 = DR 2 182-00550
 CR=234-00704 # 210,500.00

A
 B
 C
 D
 E

OpCo	ContractID	Counter Party	DealType	DealNumber	TransactionDate	ContractMonth	HedgeMonth	Quantity	CPPrice	CPKds	CPAdd	CPMkt	CPRatePrice	SoCoPrice	SoCoKds	SoCoAdd	SoCoMkt	SoCoRatePrice	SoCoSettleAmount
GULF		50 ABNAMRO	Swap	2006 37926	4/8/2006 15.56	7-Jun	7-Jun	10000		NYMEX LD									8,980.00
GULF		50 ABNAMRO	Swap	2006 38159	10/20/2006 15.36	7-Jun	7-Jun	10000		NYMEX LD									270
GULF		50 ABNAMRO	Swap	2006 38228	12/11/2006 16.08	7-Jun	7-Jun	30000		NYMEX LD									-7,060.00
ABNAMRO Total:																			
GULF		50 BANKAMER	Swap	2005 36352	11/2/2006 17.55	7-Jun	7-Jun	80000		NYMEX LD									87,120.00
GULF		50 BANKAMER	Swap	2006 37963	8/13/2006 16.34	7-Jun	7-Jun	10000		NYMEX LD									-1,890.00
GULF		50 BANKAMER	Swap	2007 38002	4/24/2007 15.36	7-Jun	7-May	20000		NYMEX LD									-3,880.00
GULF		50 BANKAMER	Swap	2007 38823	4/26/2007 18.25	7-Jun	7-May	30000		NYMEX LD									-1,470.00
GULF		50 BANKAMER	Swap	2007 38980	5/3/2007 14.48	7-Jun	7-May	10000		NYMEX LD									740
GULF		50 BANKAMER	Swap	2007 38978	5/8/2007 14.03	7-Jun	7-May	10000		NYMEX LD									740
GULF		50 BANKAMER	Swap	2007 38908	5/18/2007 14.50	7-Jun	7-May	10000		NYMEX LD									2,000.00
GULF		50 BANKAMER	Swap	2007 3892	5/21/2007 14.40	7-Jun	7-May	20000		NYMEX LD									2,800.00
GULF		50 BANKAMER	Swap	2007 38942	5/23/2007 15.06	7-Jun	7-May	20000		NYMEX LD									3,980.00
GULF		50 BANKAMER	Swap	2007 38977	5/24/2007 17.05	7-Jun	7-Jun	20000		NYMEX LD									1,980.00
GULF		50 BANKAMER	Swap	2007 38929	5/25/2007 18.58	7-Jun	7-Jun	20000		NYMEX LD									520
GULF		50 BANKAMER	Swap	2007 38920	5/29/2007 14.50	7-Jun	7-May	30000		NYMEX LD									-4,300.00
GULF		50 BANKAMER	Swap	2007 38928	5/29/2007 18.59	7-Jun	7-Jun	120000		NYMEX LD									-27,810.00
BANKAMER Total:																			
GULF		50 BARCLAYS	Swap	2006 38198	10/12/2006 15.18	7-Jun	7-Jun	40000		NYMEX LD									-1,180.00
GULF		50 BARCLAYS	Swap	2007 38807	4/24/2007 15.48	7-Jun	7-May	20000		NYMEX LD									-3,180.00
GULF		50 BARCLAYS	Swap	2007 38831	4/28/2007 18.33	7-Jun	7-May	60000		NYMEX LD									-1,450.00
GULF		50 BARCLAYS	Swap	2007 38848	5/1/2007 13.29	7-Jun	7-May	10000		NYMEX LD									1,880.00
GULF		50 BARCLAYS	Swap	2007 38904	8/15/2007 14.15	7-Jun	7-May	10000		NYMEX LD									2,380.00
GULF		50 BARCLAYS	Swap	2007 38953	8/24/2007 14.35	7-Jun	7-May	10000		NYMEX LD									1,490.00
GULF		50 BARCLAYS	Swap	2007 38967	8/24/2007 18.00	7-Jun	7-Jun	20000		NYMEX LD									3,180.00
GULF		50 BARCLAYS	Swap	2007 38915	8/25/2007 20.25	7-Jun	7-Jun	60000		NYMEX LD									7,140.00
BARCLAYS Total:																			
GULF		50 CIBC	Swap	2005 38141	10/6/2006 22.23	7-Jun	7-Jun	40000		NYMEX LD									-45,180.00
GULF		50 CIBC	Swap	2006 37366	8/7/2006 14.29	7-Jun	7-Jun	10000		NYMEX LD									-7,880.00
GULF		50 CIBC	Swap	2006 37867	8/1/2006 14.68	7-Jun	7-Jun	10000		NYMEX LD									-12,590.00
GULF		50 CIBC	Swap	2006 37777	8/11/2006 18.02	7-Jun	7-Jun	10000		NYMEX LD									9,590.00
GULF		50 CIBC	Swap	2006 38009	12/4/2006 18.53	7-Jun	7-Jun	30000		NYMEX LD									-9,270.00
GULF		50 CIBC	Swap	2007 38655	3/12/2007 16.53	7-Jun	7-Jun	10000		NYMEX LD									2,410.00
GULF		50 CIBC	Swap	2007 38784	4/23/2007 19.42	7-Jun	7-May	20000		NYMEX LD									-2,080.00
GULF		50 CIBC	Swap	2007 38827	4/26/2007 18.25	7-Jun	7-May	30000		NYMEX LD									-1,170.00
GULF		50 CIBC	Swap	2007 38865	5/4/2007 14.18	7-Jun	7-May	30000		NYMEX LD									8,870.00
GULF		50 CIBC	Swap	2007 38885	5/4/2007 14.18	7-Jun	7-May	10000		NYMEX LD									1,290.00
GULF		50 CIBC	Swap	2007 38891	5/10/2007 13.41	7-Jun	7-May	10000		NYMEX LD									2,890.00
GULF		50 CIBC	Swap	2007 38913	5/11/2007 14.40	7-Jun	7-May	10000		NYMEX LD									1,890.00
GULF		50 CIBC	Swap	2007 38924	5/22/2007 14.25	7-Jun	7-May	10000		NYMEX LD									2,490.00
GULF		50 CIBC	Swap	2007 38969	5/23/2007 19.51	7-Jun	7-Jun	20000		NYMEX LD									1,80
GULF		50 CIBC	Swap	2007 38924	5/28/2007 15.15	7-Jun	7-Jun	70000		NYMEX LD									-2,770
CIBC Total:																			
GULF		50 DEUTSCHE	Swap	2005 34475	1/20/2006 18.17	7-Jun	7-Jun	50000		NYMEX LD									107,080.00
GULF		50 DEUTSCHE	Swap	2006 38151	10/6/2006 22.49	7-Jun	7-Jun	30000		NYMEX LD									-31,470.00
GULF		50 DEUTSCHE	Swap	2006 38378	11/4/2006 20.34	7-Jun	7-Jun	40000		NYMEX LD									-34,360.00
GULF		50 DEUTSCHE	Swap	2006 37526	7/5/2006 15.28	7-Jun	7-Jun	10000		NYMEX LD									7,590.00
GULF		50 DEUTSCHE	Swap	2006 38008	8/14/2006 18.54	7-Jun	7-Jun	20000		NYMEX LD									2,820.00
GULF		50 DEUTSCHE	Swap	2006 38305	1/27/2006 22.20	7-Jun	7-Jun	10000		NYMEX LD									-8,860.00
GULF		50 DEUTSCHE	Swap	2007 38707	4/24/2007 15.09	7-Jun	7-May	10000		NYMEX LD									-5,520.00
GULF		50 DEUTSCHE	Swap	2007 38835	4/26/2007 18.39	7-Jun	7-May	80000		NYMEX LD									-1,740.00
GULF		50 DEUTSCHE	Swap	2007 38852	5/2/2007 14.15	7-Jun	7-May	10000		NYMEX LD									1,390.00
GULF		50 DEUTSCHE	Swap	2007 38878	5/22/2007 15.33	7-Jun	7-May	10000		NYMEX LD									2,990.00
GULF		50 DEUTSCHE	Swap	2007 38881	5/24/2007 17.31	7-Jun	7-Jun	40000		NYMEX LD									4,180.00
GULF		50 DEUTSCHE	Swap	2007 38907	5/25/2007 20.06	7-Jun	7-Jun	30000		NYMEX LD									-1,880.00
DEUTSCHE Total:																			
GULF		50 JPMORGAN	Swap	2006 37993	5/25/2006 18.25	7-Jun	7-Jun	10000		NYMEX LD									-11,980.00
GULF		50 JPMORGAN	Swap	2006 37596	7/18/2006 20.17	7-Jun	7-Jun	10000		NYMEX LD									-6,390.00
GULF		50 JPMORGAN	Swap	2006 38261	12/20/2006 18.38	7-Jun	7-Jun	10000		NYMEX LD									1,210.00
GULF		50 JPMORGAN	Swap	2007 38778	4/23/2007 16.38	7-Jun	7-May	20000		NYMEX LD									2,420.00
GULF		50 JPMORGAN	Swap	2007 38885	5/8/2007 13.59	7-Jun	7-May	10000		NYMEX LD									690
GULF		50 JPMORGAN	Swap	2007 38899	5/14/2007 14.40	7-Jun	7-May	10000		NYMEX LD									4,240.00
GULF		50 JPMORGAN	Swap	2007 38918	5/18/2007 18.07	7-Jun	7-May	10000		NYMEX LD									18,170.00
GULF		50 JPMORGAN	Swap	2007 38938	5/23/2007 16.18	7-Jun	7-Jun	20000		NYMEX LD									4,780.00
GULF		50 JPMORGAN	Swap	2007 3899	5/25/2007 19.30	7-Jun	7-May	40000		NYMEX LD									3,160.00
JPMORGAN Total:																			
GULF		50 MITSUBI	Swap	2005 38179	10/10/2006 19.00	7-Jun	7-Jun	30000		NYMEX LD									-28,870.00
GULF		50 MITSUBI	Swap	2006 37319	8/30/2006 18.52	7-Jun	7-Jun	10000		NYMEX LD									7,590.00
GULF		50 MITSUBI	Swap	2006 37599	7/13/2006 15.41	7-Jun	7-Jun	10000		NYMEX LD									-1,090.00
GULF		50 MITSUBI	Swap	2007 38788	4/23/2007 19.54	7-Jun	7-May	30000		NYMEX LD				</					



Energy to Serve Your World™

INVOICE

June 1, 2007

**Gulf Power Company
Attn: Charlotte Curl**

Re: NYMEX settlement for June 2007

Please pay the amount due of \$175,700.00 on June 5, 2007

This payment should be electronically transferred by wire or ACH to the following account:

A

Wire instructions:

**Bank of America
Dallas, TX**

1 **Account #:** [REDACTED]
2 **ABA #:** [REDACTED]

ACH instructions:

**Bank of America
Dallas, TX**

3 **Account #:** [REDACTED]
4 **ABA #:** [REDACTED]

Please see attached for the invoice detail.

If you have any questions, please contact Traci Adair at (205) 257-6561.

CONFIDENTIAL



SCS Treasury Request for Payment

Company Name - Gulf Power
Acct# 3751527855

To: SCS Treasury

Payee Data ^A ^B

Name	
Southern Company Gas Billings	
Bank Name & ABA #	
Bank of America & [REDACTED]	
Account #	
[REDACTED]	
Payment Amount	Desired Payment Date
\$175,700.00	06/05/2007

Wire Reference Information

Description of Expenditure

Gas Nymex Settlement for June 2007

Accounting Information									
Perf RCN	CT	Activity	EWO	Project	Loc	FERC	Sub	Receiv RCN	Amount
						234	00704		175,700.00
Total Payment Amount									\$175,700.00

APPROVED

[Signature]
6/14/07

CONFIDENTIAL

Payment Requested By <i>[Signature]</i>	Job Title Fuel Manager	Date Signed 6/1/2007
Payment Approved By <i>[Signature]</i> <i>[Signature]</i>	Job Title Vice President & CFO	Date Signed 6/1/2007

Invoice for	GULF for the	NYMEX	Settlement	for Apr 2007	3/30/2007
Totals by	Counter Party	Swap Total	Option Total	Counter Party Total	
	ABNAMRO	(840.00)		(840.00)	
	BANKAMER	(38,840.00)		(38,840.00)	
	BARCLAYS	(81,890.00)		(81,890.00)	
	CIBC	(108,760.00)		(108,760.00)	
	DEUTSCHE	22,490.00		22,490.00	
	JPMORGAN	(42,100.00)		(42,100.00)	
	MITSU	(84,720.00)		(84,720.00)	
	MORGAN	2,980.00		2,980.00	
	Summ	(15,510.00)		(15,510.00)	
	Total for GULF	(143,788.00)		(143,788.00)	

APR 2007 = DRZ 40427-547-00004 > 120,300.00
CRZ 182-00550

Totals by Swap Month	
Mar-07	237,400.00
Apr-07	138,200.00
May-07	642,780.00

Southern Co Services
Bank of America
Dallas, Texas

OpCo	ContractID	Counter Party	Deal Type	Deal Number	Transaction Date	Contract Month	Hedge Month	Quantity	CP Bid Price	CP Ask Price	CP Bid Price	CP Ask Price	Settle Amount
GULF	50	ABNAMRO	Swap	2008 38226	12/11/2008 18:08	7-Apr	7-Apr	20000					-840
ABNAMRO Total:													
GULF	50	BANKAMER	Swap	2008 37883	8/13/2008 15:34	7-Apr	7-Apr	10000					-2,270.00
GULF	50	BANKAMER	Swap	2008 38024	8/20/2008 18:24	7-Apr	7-Mar	10000					3,920.00
GULF	50	BANKAMER	Swap	2008 38223	12/8/2008 19:16	7-Apr	7-Mar	20000					-2,840.00
GULF	50	BANKAMER	Swap	2007 38516	3/9/2007 20:01	7-Apr	7-Mar	20000					-4,240.00
GULF	50	BANKAMER	Swap	2007 38641	2/23/2007 18:37	7-Apr	7-Mar	10000					-1,470.00
GULF	50	BANKAMER	Swap	2007 38664	3/1/2007 16:53	7-Apr	7-Mar	10000					3,780.00
GULF	50	BANKAMER	Swap	2007 38651	3/18/2007 14:28	7-Apr	7-Mar	30000					-18,280.00
GULF	50	BANKAMER	Swap	2007 38641	3/28/2007 14:48	7-Apr	7-Mar	20000					-7,180.00
GULF	50	BANKAMER	Swap	2007 38678	3/28/2007 16:12	7-Apr	7-Apr	80000					8,280.00
BANKAMER Total:													
GULF	50	BARCLAYS	Swap	2005 38196	10/12/2005 15:16	7-Apr	7-Apr	20000					-21,240.00
GULF	50	BARCLAYS	Swap	2006 37855	8/11/2006 18:50	7-Apr	7-Mar	10000					-16,920.00
GULF	50	BARCLAYS	Swap	2007 38612	2/17/2007 17:01	7-Apr	7-Mar	20000					-3,440.00
GULF	50	BARCLAYS	Swap	2007 38533	2/23/2007 1:59	7-Apr	7-Mar	90000					-2,240.00
GULF	50	BARCLAYS	Swap	2007 38581	3/28/2007 14:48	7-Apr	7-Apr	10000					-1,780.00
GULF	50	BARCLAYS	Swap	2007 38547	3/9/2007 15:17	7-Apr	7-Mar	40000					-15,320.00
GULF	50	BARCLAYS	Swap	2007 38608	3/15/2007 14:07	7-Apr	7-Mar	10000					-4,830.00
GULF	50	BARCLAYS	Swap	2007 38628	3/22/2007 14:13	7-Apr	7-Mar	10000					-3,380.00
GULF	50	BARCLAYS	Swap	2007 38646	3/28/2007 15:45	7-Apr	7-Apr	30000					-10,440.00
BARCLAYS Total:													
GULF	50	CIBC	Swap	2005 38144	10/8/2005 22:23	7-Apr	7-Apr	30000					-34,880.00
GULF	50	CIBC	Swap	2006 37887	8/12/2006 14:58	7-Apr	7-Apr	10000					-12,920.00
GULF	50	CIBC	Swap	2006 37777	8/14/2006 18:02	7-Apr	7-Apr	10000					-8,920.00
GULF	50	CIBC	Swap	2006 38018	8/18/2006 15:17	7-Apr	7-Mar	10000					-1,520.00
GULF	50	CIBC	Swap	2008 38036	12/4/2008 19:53	7-Apr	7-Apr	20000					-8,840.00
GULF	50	CIBC	Swap	2007 38503	3/20/2007 16:45	7-Apr	7-Mar	40000					-1,240.00
GULF	50	CIBC	Swap	2007 38547	2/28/2007 21:51	7-Apr	7-Mar	20000					-4,480.00
GULF	50	CIBC	Swap	2007 38673	3/8/2007 18:02	7-Apr	7-Mar	20000					-6,080.00
GULF	50	CIBC	Swap	2007 38591	3/13/2007 14:17	7-Apr	7-Apr	10000					-5,380.00
GULF	50	CIBC	Swap	2007 38585	3/13/2007 15:52	7-Apr	7-Apr	10000					2,080.00
GULF	50	CIBC	Swap	2007 38682	3/20/2007 14:32	7-Apr	7-Mar	10000					-6,430.00
GULF	50	CIBC	Swap	2007 38654	3/28/2007 18:15	7-Apr	7-Apr	40000					-12,320.00
GULF	50	CIBC	Swap	2007 38682	3/27/2007 14:42	7-Apr	7-Mar	10000					-2,480.00
CIBC Total:													
GULF	50	DEUTSCHE	Swap	2005 34475	1/3/2005 18:17	7-Apr	7-Apr	50000					105,400.00
GULF	50	DEUTSCHE	Swap	2005 34151	10/8/2005 22:48	7-Apr	7-Apr	30000					-32,480.00
GULF	50	DEUTSCHE	Swap	2006 38378	1/14/2006 20:34	7-Apr	7-Apr	40000					-25,880.00
GULF	50	DEUTSCHE	Swap	2007 38626	2/22/2007 17:08	7-Apr	7-Mar	10000					860
GULF	50	DEUTSCHE	Swap	2007 38548	2/23/2007 20:01	7-Apr	7-Mar	40000					5,880.00
GULF	50	DEUTSCHE	Swap	2007 38576	3/8/2007 14:32	7-Apr	7-Mar	10000					2,180.00
GULF	50	DEUTSCHE	Swap	2007 38684	3/28/2007 18:32	7-Apr	7-Apr	20000					-6,080.00
DEUTSCHE Total:													
GULF	50	JPMORGAN	Swap	2008 37821	5/25/2008 18:25	7-Apr	7-Apr	10000					-12,320.00
GULF	50	JPMORGAN	Swap	2008 37588	7/18/2008 20:17	7-Apr	7-Apr	10000					-8,720.00
GULF	50	JPMORGAN	Swap	2007 38498	9/20/2007 17:28	7-Apr	7-Mar	20000					3,300.00
GULF	50	JPMORGAN	Swap	2007 38583	3/8/2007 15:25	7-Apr	7-Mar	10000					-3,880.00
GULF	50	JPMORGAN	Swap	2007 38602	3/14/2007 11:15	7-Apr	7-Mar	10000					-6,280.00
GULF	50	JPMORGAN	Swap	2007 38624	2/21/2007 15:14	7-Apr	7-Mar	10000					5,280.00
GULF	50	JPMORGAN	Swap	2007 38638	3/23/2007 15:11	7-Apr	7-Apr	20000					-5,580.00
GULF	50	JPMORGAN	Swap	2007 3867	3/27/2007 18:13	7-Apr	7-Apr	40000					-7,920.00
GULF	50	JPMORGAN	Swap	2007 38675	3/28/2007 13:58	7-Apr	7-Mar	60000					2,100.00
JPMORGAN Total:													
GULF	50	MITSU	Swap	2006 37688	7/13/2006 15:41	7-Apr	7-Apr	10000					-7,820.00
GULF	50	MITSU	Swap	2006 37878	8/13/2006 13:55	7-Apr	7-Mar	10000					-13,420.00
GULF	50	MITSU	Swap	2006 38205	12/4/2006 18:42	7-Apr	7-Mar	30000					-12,980.00
GULF	50	MITSU	Swap	2007 38629	2/22/2007 20:32	7-Apr	7-Mar	20000					4,840.00
GULF	50	MITSU	Swap	2007 38545	2/23/2007 19:52	7-Apr	7-Mar	50000					8,850.00
GULF	50	MITSU	Swap	2007 38579	3/7/2007 18:17	7-Apr	7-Mar	10000					-1,480.00
GULF	50	MITSU	Swap	2007 38598	3/13/2007 13:41	7-Apr	7-Mar	10000					-6,080.00
GULF	50	MITSU	Swap	2007 38614	3/19/2007 14:13	7-Apr	7-Mar	10000					-7,180.00
GULF	50	MITSU	Swap	2007 38632	3/23/2007 14:31	7-Apr	7-Mar	30000					8,780.00
GULF	50	MITSU	Swap	2007 3865	3/28/2007 18:31	7-Apr	7-Apr	20000					8,580.00
GULF	50	MITSU	Swap	2007 38688	3/27/2007 16:08	7-Apr	7-Apr	30000					-8,240.00
MITSU Total:													
GULF	50	MORGAN	Swap	2007 38617	3/18/2007 14:30	7-Apr	7-Apr	10000					2,980.00
MORGAN Total:													
GULF	50	Summ	Swap	2006 37998	8/14/2006 15:48	7-Apr	7-Mar	10000					8,520.00
GULF	50	Summ	Swap	2007 38557	3/20/2007 15:29	7-Apr	7-Mar	30000					8,980.00
Summ Total:													
Total:													
343,788.00													

0725

CONFIDENTIAL

OpCo	ContractID	Option	Deal Type	Deal Number	Transaction Date	Contract Month	Hedge Month	Quantity	Bid Price	Ask Price	Settlement	Status	Settle Amount
GULF	50	MITSU	Pu-mn	2004 23446	8/25/2004 18:41	7-Apr	7-Apr	30000				N	0
GULF	50	MITSU	Pu-mn	2004 24226	10/28/2004 14:58	7-Apr	7-Apr	30000				N	0
MITSU Total:													



Energy to Serve Your World™

INVOICE

April 5, 2007

Gulf Power Company
Attn: Charlotte Curl

Re: NYMEX settlement for April 2007

Please pay the amount due of **\$342,780.00** on April 4, 2007

This payment should be electronically transferred by wire or ACH to the following account:

^A
Wire instructions:
Bank of America
Dallas, TX
1 **Account #:** [REDACTED]
2 **ABA #:** [REDACTED]

ACH instructions:
Bank of America
Dallas, TX
3 **Account #:** [REDACTED]
4 **ABA #:** [REDACTED]

Please see attached for the invoice detail.

If you have any questions, please contact Traci Adair at (205) 257-6561.

CONFIDENTIAL

Counter Party	Swap Total	Option Total	Counter Party Total
ABNAMRO	(1,840.00)		(1,840.00)
BANKAMER	(23,060.00)		(23,060.00)
BARCLAYS	(37,040.00)		(37,040.00)
CIBC	(59,940.00)		(59,940.00)
DEUTSCHE	43,840.00		43,840.00
JPMORGAN	(15,590.00)		(15,590.00)
MITSU	2,870.00		2,870.00
MORGAN	2,480.00		2,480.00
Total for GULF	(88,800.00)		(88,800.00)

Totals by Hedge Month	
Apr-07 \$	(17,300.00)
May-07 \$	105,800.00
\$	88,500.00

APR 2007 = DR 2 234-00704
 CR 2 40427-547-00004 > 17,300.00
 2 DR 2 182-00550
 CR 2 234-00704 > 105,800.00

A

B

C

D

E

0228

OpCo	ContractID	Swap Deal Detail CounterParty	DealType	DealNumber	TransactionDate	ContractMonth	HedgeMonth	Quantity	CPPrice	CPNdx	CPA4d	CPMult	CPBettlePrice	SoCoPrice	SoCoNdx	SoCoAdd	SoCoMult	SoCoSettlePrice	SoCoSettleAmount
GULF	50	ABNAMRO	Swap	2006.38226	12/11/2006 16:05	7-May	7-May	20000		NYMEX LD									-1,840.00
ABNAMRO Total:																			
GULF	50	BANKAMER	Swap	2006.37683	9/13/2006 15:34	7-May	7-May	10000		NYMEX LD									-2,720.00
GULF	50	BANKAMER	Swap	2007.38679	3/26/2007 15:12	7-May	7-Apr	90000		NYMEX LD									-23,580.00
GULF	50	BANKAMER	Swap	2007.3876	4/19/2007 14:19	7-May	7-Apr	19000											-780.00
GULF	50	BANKAMER	Swap	2007.38803	4/24/2007 15:38	7-May	7-May	20000											3,040.00
GULF	50	BANKAMER	Swap	2007.38823	4/26/2007 18:25	7-May	7-May	30000											960.00
BANKAMER Total:																			
GULF	50	BARCLAYS	Swap	2005.38198	10/12/2005 15:16	7-May	7-May	40000		NYMEX LD									-44,480.00
GULF	50	BARCLAYS	Swap	2007.38645	3/26/2007 15:45	7-May	7-Apr	30000		NYMEX LD									5,040.00
GULF	50	BARCLAYS	Swap	2007.38705	4/4/2007 14:52	7-May	7-Apr	10000											-260.00
GULF	50	BARCLAYS	Swap	2007.38752	4/17/2007 13:44	7-May	7-Apr	10000											-80.00
GULF	50	BARCLAYS	Swap	2007.38793	4/24/2007 14:59	7-May	7-Apr	10000											1,020.00
GULF	50	BARCLAYS	Swap	2007.38807	4/24/2007 15:48	7-May	7-May	20000											2,240.00
GULF	50	BARCLAYS	Swap	2007.38831	4/28/2007 18:33	7-May	7-May	50000											-400.00
BARCLAYS Total:																			
GULF	50	CIBC	Swap	2005.36141	10/6/2005 22:23	7-May	7-May	30000		NYMEX LD									-36,360.00
GULF	50	CIBC	Swap	2006.37697	8/1/2006 14:59	7-May	7-May	10000		NYMEX LD									-13,420.00
GULF	50	CIBC	Swap	2006.3777	8/14/2006 18:02	7-May	7-May	10000		NYMEX LD									-10,420.00
GULF	50	CIBC	Swap	2006.38209	12/4/2006 19:53	7-May	7-May	20000		NYMEX LD									-7,840.00
GULF	50	CIBC	Swap	2007.38595	3/12/2007 15:53	7-May	7-May	10000		NYMEX LD									1,580.00
GULF	50	CIBC	Swap	2007.38654	3/28/2007 19:15	7-May	7-Apr	40000		NYMEX LD									4,720.00
GULF	50	CIBC	Swap	2007.38693	4/2/2007 14:45	7-May	7-Apr	10000											2,320.00
GULF	50	CIBC	Swap	2007.38723	4/10/2007 15:09	7-May	7-Apr	10000											2,820.00
GULF	50	CIBC	Swap	2007.38748	4/18/2007 20:09	7-May	7-Apr	10000											1,320.00
GULF	50	CIBC	Swap	2007.38788	4/20/2007 14:32	7-May	7-Apr	30000											-4,140.00
GULF	50	CIBC	Swap	2007.38784	4/23/2007 19:42	7-May	7-May	20000											1,040.00
GULF	50	CIBC	Swap	2007.38819	4/26/2007 16:07	7-May	7-Apr	40000											-1,320.00
GULF	50	CIBC	Swap	2007.38827	4/28/2007 18:25	7-May	7-May	30000											-240.00
CIBC Total:																			
GULF	50	DEUTSCHE	Swap	2005.34475	1/3/2005 19:17	7-May	7-May	50000		NYMEX LD									102,900.00
GULF	50	DEUTSCHE	Swap	2005.36151	10/6/2005 22:49	7-May	7-May	30000		NYMEX LD									-33,960.00
GULF	50	DEUTSCHE	Swap	2005.38376	11/4/2005 20:34	7-May	7-May	40000		NYMEX LD									-37,680.00
GULF	50	DEUTSCHE	Swap	2007.38656	3/28/2007 19:32	7-May	7-Apr	20000		NYMEX LD									2,260.00
GULF	50	DEUTSCHE	Swap	2007.38687	3/30/2007 14:38	7-May	7-Apr	20000											2,740.00
GULF	50	DEUTSCHE	Swap	2007.38715	4/5/2007 19:42	7-May	7-Apr	40000											80.00
GULF	50	DEUTSCHE	Swap	2007.38738	4/12/2007 14:38	7-May	7-Apr	10000											3,420.00
GULF	50	DEUTSCHE	Swap	2007.38797	4/24/2007 15:09	7-May	7-May	30000											4,260.00
GULF	50	DEUTSCHE	Swap	2007.38835	4/28/2007 18:39	7-May	7-May	60000											-180.00
DEUTSCHE Total:																			
GULF	50	JPMORGAN	Swap	2006.37293	5/25/2006 18:25	7-May	7-May	10000		NYMEX LD									-12,820.00
GULF	50	JPMORGAN	Swap	2006.37599	7/18/2006 20:17	7-May	7-May	10000		NYMEX LD									-7,220.00
GULF	50	JPMORGAN	Swap	2007.38838	3/23/2007 15:11	7-May	7-Apr	20000		NYMEX LD									1,960.00
GULF	50	JPMORGAN	Swap	2007.38867	3/27/2007 16:13	7-May	7-Apr	40000		NYMEX LD									920.00
GULF	50	JPMORGAN	Swap	2007.38899	4/3/2007 14:07	7-May	7-Apr	10000											570.00
GULF	50	JPMORGAN	Swap	2007.38732	4/11/2007 20:08	7-May	7-Apr	10000											4,420.00
GULF	50	JPMORGAN	Swap	2007.38764	4/19/2007 14:44	7-May	7-Apr	10000											-1,030.00
GULF	50	JPMORGAN	Swap	2007.38779	4/23/2007 18:38	7-May	7-May	20000											-3,560.00
GULF	50	JPMORGAN	Swap	2007.38611	4/25/2007 19:40	7-May	7-Apr	10000											1,170.00
JPMORGAN Total:																			
GULF	50	MITSU	Swap	2006.37319	5/30/2006 18:52	7-May	7-May	10000		NYMEX LD									-8,420.00
GULF	50	MITSU	Swap	2006.37569	7/13/2006 15:41	7-May	7-May	10000		NYMEX LD									-8,420.00
GULF	50	MITSU	Swap	2007.3865	3/28/2007 18:31	7-May	7-Apr	20000		NYMEX LD									2,760.00
GULF	50	MITSU	Swap	2007.38666	3/27/2007 16:05	7-May	7-Apr	30000		NYMEX LD									840.00
GULF	50	MITSU	Swap	2007.38719	4/9/2007 14:41	7-May	7-Apr	10000											1,470.00
GULF	50	MITSU	Swap	2007.3874	4/13/2007 16:43	7-May	7-Apr	30000											8,760.00
GULF	50	MITSU	Swap	2007.38788	4/23/2007 19:54	7-May	7-May	10000											520.00
GULF	50	MITSU	Swap	2007.38815	4/25/2007 20:17	7-May	7-May	30000											5,160.00
MITSU Total:																			
GULF	50	MORGAN	Swap	2007.38617	3/19/2007 14:30	7-May	7-May	10000		NYMEX LD									2,480.00
MORGAN Total:																			

OpCo	ContractID	Option Deal CounterParty	DealType	Buy/Sell	DealNumber	TransactionDate	ContractMonth	HedgeMonth	Quantity	StrikePrice	SettlePrice	SettlementNdx	StrikeFlag	SettleAmount	
GULF	50	MITSU	Put-mn	Sell	2004.33445	6/23/2004 16:41		7-May	7-May	300000			NYMEX LD	N	0
GULF	50	MITSU	Put-mn	Buy	2004.34225	10/28/2004 14:58		7-May	7-May	300000			NYMEX LD	N	0
MITSU Total:															

CONFIDENTIAL



Energy to Serve Your World™

INVOICE

May 1, 2007

Gulf Power Company
Attn: Charlotte Curl

Re: NYMEX settlement for May 2007

Please pay the amount due of \$88,500.00 on May 3, 2007

This payment should be electronically transferred by wire or ACH to the following account:

^A
Wire instructions:
Bank of America
Dallas, TX
1 Account #: [REDACTED]
2 ABA #: [REDACTED]

ACH instructions:
Bank of America
Dallas, TX
3 Account #: [REDACTED]
4 ABA #: [REDACTED]

Please see attached for the invoice detail.

If you have any questions, please contact Traci Adair at (205) 257-6561.

CONFIDENTIAL



SCS Treasury Request for Payment

Company Name - Gulf Power
Acct# 3751527855

To: SCS Treasury

A *B*
Payee Data

Name Southern Company Gas Billings		
Bank Name & ABA # Bank of America & [REDACTED]		
Account # [REDACTED]		
Payment Amount \$88,500.00	Desired Payment Date 05/03/2007	

Wire Reference Information

Description of Expenditure

Gas Nymex Settlement for May 2007

Accounting Information

Perf RCN	CT	Activity	EWO	Project	Loc	FERC	Sub	Receiv RCN	Amount
						234	00704		88,500.00
Total Payment Amount									\$88,500.00

APPROVED (Accounts Payable)
Ronald Wise
 5/3/07

CONFIDENTIAL

Payment Requested By <i>[Signature]</i>	Job Title Fuel Manager / VP + SPO	Date Signed 5/3/07
Payment Approved By <i>[Signature]</i>	Job Title Vice President & CFO	Date Signed 5/3/07

Counter Party	Swap Total	Option Total	Counter Party Total
BANKAMER	(47,320.00)		(47,320.00)
BARCLAYS	(59,330.00)		(59,330.00)
CIBC	(381,740.00)		(381,740.00)
DEUTSCHE	(68,990.00)		(68,990.00)
JPMORGAN	(35,520.00)		(35,520.00)
MITSUJ	(154,550.00)		(154,550.00)
Suisse	(29,500.00)		(29,500.00)
Total for GULF	(776,960.00)		(776,960.00)

Totals by Hedge Month	
Feb-07 \$	(1,060,000.00)
Mar-07 \$	808,000.00
\$	778,960.00

MAR 2007 e DL = 40427-547-00004 > 808,000
 PC = 182-06550

A

B

C

D

E

1
2

17241

OpCo	ContractID	Swap Deal Detail	DealType	DealNumber	TransactionDate	ContractMonth	HedgeMonth	Quantity	CPM	CPNdx	CPAdd	CPMult	CPSettlePrice	SoCoPr	SoCoNdx	SoCoAdd	SoCoMult	SoCoSettlePrice	SoCoSettleAmount
GULF	50	BANKAMER	Swap	2006.37265	5/25/2006 16:44	7-Mar	7-Mar	7-Mar	20000										-44,280.00
GULF	50	BANKAMER	Swap	2006.37785	8/15/2006 20:53	7-Mar	7-Mar	7-Mar	10000										-29,030.00
GULF	50	BANKAMER	Swap	2006.38004	0/20/2006 16:24	7-Mar	7-Mar	7-Mar	10000										-3,060.00
GULF	50	BANKAMER	Swap	2006.38223	12/8/2006 19:16	7-Mar	7-Mar	7-Feb	20000										22,800.00
GULF	50	BANKAMER	Swap	2007.38443	1/29/2007 16:53	7-Mar	7-Mar	7-Feb	50000										9,240.00
GULF	50	BANKAMER	Swap	2007.38489	2/8/2007 15:31	7-Mar	7-Mar	7-Feb	30000										-2,570.00
GULF	50	BANKAMER	Swap	2007.38495	2/20/2007 15:17	7-Mar	7-Mar	7-Feb	10000										3,060.00
GULF	50	BANKAMER	Swap	2007.38516	2/21/2007 20:01	7-Mar	7-Mar	7-Mar	20000										730
GULF	50	BANKAMER	Swap	2007.38541	2/23/2007 16:37	7-Mar	7-Mar	7-Mar	10000										-47,320.00
BANKAMER Total:																			
GULF	50	BARCLAYS	Swap	2006.38675	1/9/2006 16:36	7-Mar	7-Mar	7-Mar	10000										-33,030.00
GULF	50	BARCLAYS	Swap	2006.38896	3/8/2006 17:26	7-Mar	7-Mar	7-Mar	10000										-22,930.00
GULF	50	BARCLAYS	Swap	2006.37955	9/11/2006 15:56	7-Mar	7-Mar	7-Feb	10000										-17,030.00
GULF	50	BARCLAYS	Swap	2007.38369	1/23/2007 19:29	7-Mar	7-Mar	7-Feb	30000										210
GULF	50	BARCLAYS	Swap	2007.38422	1/28/2007 21:05	7-Mar	7-Mar	7-Feb	10000										4,870.00
GULF	50	BARCLAYS	Swap	2007.38461	2/7/2007 15:12	7-Mar	7-Mar	7-Feb	10000										2,430.00
GULF	50	BARCLAYS	Swap	2007.38512	2/21/2007 17:01	7-Mar	7-Mar	7-Mar	20000										2,060.00
GULF	50	BARCLAYS	Swap	2007.38533	2/23/2007 1:59	7-Mar	7-Mar	7-Mar	20000										2,660.00
GULF	50	BARCLAYS	Swap	2007.38553	2/28/2007 15:20	7-Mar	7-Mar	7-Feb	10000										1,430.00
BARCLAYS Total:																			
GULF	50	CIBC	Swap	2005.38590	12/27/2005 16:03	7-Mar	7-Mar	7-Mar	80000										-237,180.00
GULF	50	CIBC	Swap	2006.38643	1/4/2006 17:35	7-Mar	7-Mar	7-Mar	20000										-73,060.00
GULF	50	CIBC	Swap	2006.38683	1/5/2006 19:08	7-Mar	7-Mar	7-Mar	20000										-69,060.00
GULF	50	CIBC	Swap	2006.38016	9/18/2006 15:17	7-Mar	7-Mar	7-Feb	10000										-4,630.00
GULF	50	CIBC	Swap	2007.38361	1/22/2007 21:08	7-Mar	7-Mar	7-Feb	20000										4,140.00
GULF	50	CIBC	Swap	2007.38418	1/28/2007 17:50	7-Mar	7-Mar	7-Feb	20000										6,140.00
GULF	50	CIBC	Swap	2007.38452	2/5/2007 14:37	7-Mar	7-Mar	7-Feb	10000										2,830.00
GULF	50	CIBC	Swap	2007.38477	2/13/2007 15:09	7-Mar	7-Mar	7-Feb	20000										-5,140.00
GULF	50	CIBC	Swap	2007.38489	2/16/2007 15:05	7-Mar	7-Mar	7-Feb	70000										-11,600.00
GULF	50	CIBC	Swap	2007.38503	2/20/2007 19:45	7-Mar	7-Mar	7-Mar	20000										860
GULF	50	CIBC	Swap	2007.38521	2/22/2007 15:12	7-Mar	7-Mar	7-Feb	20000										460
GULF	50	CIBC	Swap	2007.38557	2/28/2007 21:51	7-Mar	7-Mar	7-Mar	30000										2,790.00
CIBC Total:																			
GULF	50	DEUTSCHE	Swap	2006.38692	1/12/2006 20:40	7-Mar	7-Mar	7-Mar	10000										-32,480.00
GULF	50	DEUTSCHE	Swap	2006.37536	7/8/2006 16:29	7-Mar	7-Mar	7-Mar	10000										-18,730.00
GULF	50	DEUTSCHE	Swap	2006.37584	7/17/2006 17:42	7-Mar	7-Mar	7-Mar	10000										-22,030.00
GULF	50	DEUTSCHE	Swap	2007.38399	1/24/2007 19:31	7-Mar	7-Mar	7-Feb	10000										1,670.00
GULF	50	DEUTSCHE	Swap	2007.38456	2/8/2007 15:13	7-Mar	7-Mar	7-Feb	10000										-220
GULF	50	DEUTSCHE	Swap	2007.38525	2/22/2007 17:06	7-Mar	7-Mar	7-Mar	10000										280
GULF	50	DEUTSCHE	Swap	2007.38549	2/23/2007 20:01	7-Mar	7-Mar	7-Mar	40000										2,520.00
DEUTSCHE Total:																			
GULF	50	JPMORGAN	Swap	2006.37598	7/19/2006 20:04	7-Mar	7-Mar	7-Mar	10000										-16,830.00
GULF	50	JPMORGAN	Swap	2006.37758	8/11/2006 17:45	7-Mar	7-Mar	7-Mar	10000										-30,430.00
GULF	50	JPMORGAN	Swap	2007.38378	1/22/2007 19:24	7-Mar	7-Mar	7-Feb	10000										3,320.00
GULF	50	JPMORGAN	Swap	2007.38411	1/25/2007 19:04	7-Mar	7-Mar	7-Feb	30000										13,110.00
GULF	50	JPMORGAN	Swap	2007.38439	1/31/2007 16:32	7-Mar	7-Mar	7-Feb	10000										30
GULF	50	JPMORGAN	Swap	2007.38443	2/1/2007 14:50	7-Mar	7-Mar	7-Feb	10000										3,030.00
GULF	50	JPMORGAN	Swap	2007.38481	2/14/2007 15:04	7-Mar	7-Mar	7-Feb	20000										-4,140.00
GULF	50	JPMORGAN	Swap	2007.38499	2/20/2007 17:26	7-Mar	7-Mar	7-Mar	20000										-3,740.00
GULF	50	JPMORGAN	Swap	2007.38507	2/21/2007 16:47	7-Mar	7-Mar	7-Feb	10000										130
JPMORGAN Total:																			
GULF	50	MITSUJ	Swap	2005.38614	12/27/2005 20:58	7-Mar	7-Mar	7-Mar	20000										-74,060.00
GULF	50	MITSUJ	Swap	2006.38782	2/8/2006 19:44	7-Mar	7-Mar	7-Mar	10000										-31,530.00
GULF	50	MITSUJ	Swap	2006.37253	5/24/2006 14:44	7-Mar	7-Mar	7-Mar	10000										-26,530.00
GULF	50	MITSUJ	Swap	2006.37976	8/13/2006 13:55	7-Mar	7-Mar	7-Feb	10000										-13,530.00
GULF	50	MITSUJ	Swap	2006.38205	12/4/2006 16:42	7-Mar	7-Mar	7-Feb	30000										-13,290.00
GULF	50	MITSUJ	Swap	2007.38449	2/22/2007 21:07	7-Mar	7-Mar	7-Feb	30000										360
GULF	50	MITSUJ	Swap	2007.38473	2/12/2007 16:57	7-Mar	7-Mar	7-Feb	10000										970
GULF	50	MITSUJ	Swap	2007.38485	2/15/2007 15:59	7-Mar	7-Mar	7-Feb	10000										-3,620.00
GULF	50	MITSUJ	Swap	2007.38528	2/22/2007 20:32	7-Mar	7-Mar	7-Mar	20000										3,060.00
GULF	50	MITSUJ	Swap	2007.38537	2/23/2007 15:26	7-Mar	7-Mar	7-Feb	60000										3,160.00
GULF	50	MITSUJ	Swap	2007.38545	2/23/2007 19:52	7-Mar	7-Mar	7-Mar	50000										4,650.00
MITSUJ Total:																			
GULF	50	Suisse	Swap	2006.37701	8/1/2006 16:41	7-Mar	7-Mar	7-Mar	10000										-34,030.00
GULF	50	Suisse	Swap	2006.37726	8/4/2006 16:47	7-Mar	7-Mar	7-Mar	10000										-29,530.00
GULF	50	Suisse	Swap	2006.37999	8/14/2006 15:46	7-Mar	7-Mar	7-Feb	10000										-6,630.00
GULF	50	Suisse	Swap	2007.38434	1/12/2007 19:04	7-Mar	7-Mar	7-Feb	80000										40,580.00
GULF	50	Suisse	Swap	2007.38465	2/8/2007 14:51	7-Mar	7-Mar	7-Feb	10000										2,130.00
Suisse Total:																			

CONFIDENTIAL

SOUTHERN **COMPANY**

Energy to Serve Your World™

INVOICE

March 6, 2007

Gulf Power Company
Attn: Charlotte Curl

Re: NYMEX settlement for March 2007

Please pay the amount due of \$776,950.00 on March 5, 2007

This payment should be electronically transferred by wire or ACH to the following account:

^A
Wire instructions:
Bank of America
Dallas, TX
1 Account #: [REDACTED]
2 ABA #: [REDACTED]

ACH instructions:
Bank of America
Dallas, TX
3 Account #: [REDACTED]
4 ABA #: [REDACTED]

Please see attached for the invoice detail.

If you have any questions, please contact Traci Adair at (205) 257-6561.

CONFIDENTIAL

SOUTHERN **COMPANY**

Energy to Serve Your World™

INVOICE

April 2, 2007

Gulf Power Company
Attn: Charlotte Curl

Re: NYMEX settlement for April 2007

Please pay the amount due of **\$342,780.00** on April 4, 2007

This payment should be electronically transferred by wire or ACH to the following account:

A

Wire instructions:

Bank of America

Dallas, TX

1 **Account #:** [REDACTED]

2 **ABA #:** [REDACTED]

ACH instructions:

Bank of America

Dallas, TX

3 **Account #:** [REDACTED]

4 **ABA #:** [REDACTED]

Please see attached for the invoice detail.

If you have any questions, please contact Traci Adair at (205) 257-6561.

CONFIDENTIAL



Energy to Serve Your World

SCS Treasury Request for Payment

Company Name - Gulf Power
Acct# 3751527855

To: SCS Treasury

Payee Data

Name
Southern Company Gas Billings

Bank Name & ABA #
Bank of America & [REDACTED]

Account #
[REDACTED]

Payment Amount \$342,780.00	Desired Payment Date 04/04/2007
---------------------------------------	---

Wire Reference Information

Description of Expenditure

Gas Nymex Settlement for April 2007

CONFIDENTIAL

Accounting Information

Perf RCN	CT	Activity	EWO	Project	Loc	FERC	Sub	Receiv RCN	Amount
						234	00704		342,780.00
Total Payment Amount									\$342,780.00

APPROVED

Basilio Webb
4/3/07

Payment Requested By <i>Mark Bauer</i>	Job Title Fuel Manager	Date Signed 4/3/07
Payment Approved By <i>Ronnie R. Lott</i>	Job Title Vice President & CFO	Date Signed 4/3/07

Invoice for	GULF for the	NYMEX	Settlement	for Feb 2007	1/31/2007
Totals by					
Counter Party	Swap Total	Option Total	Country Party Total		
BANKAMER	(58,070.00)	-	(58,070.00)		
BARCLAYS	(87,210.00)	-	(87,210.00)		
CIBC	(473,540.00)	-	(473,540.00)		
DEUTSCHE	(89,960.00)	-	(89,960.00)		
JPMORGAN	(138,330.00)	-	(138,330.00)		
MITSUMI	(191,780.00)	-	(191,780.00)		
Suisse	(78,050.00)	-	(78,050.00)		
Total for GULF	(1,097,040.00)	-	(1,097,040.00)		

Forex by Hedge Month	
Jan-07 \$	177,840.00
Feb-07 \$	919,400.00
\$	1,097,040.00

1
2

A

B

C

D

E

Co	ContractID	CounterParty	DealType	DealNumber	TransactionDate	ContractMonth	HedgeMonth	Quantity	CPAAdd	CPMAdd	CPMSettle	SoCoPrice	SoCoNdx	SoCoAdd	SoCoMult	SoCoSettle	SoCoSettleAmount
.F	50	BANKAMER	Swap	2006.3804	9/20/2006 16:24	7-Feb	7-Jan	10000									-10,330.00
.F	50	BANKAMER	Swap	2006.38223	12/9/2006 19:16	7-Feb	7-Jan	20000									-15,660.00
.F	50	BANKAMER	Swap	2006.38288	12/27/2006 19:37	7-Feb	7-Jan	60000									-42,720.00
.F	50	BANKAMER	Swap	2007.38327	1/18/2007 15:17	7-Feb	7-Jan	10000									-4,070.00
.F	50	BANKAMER	Swap	2007.38385	1/23/2007 15:30	7-Feb	7-Jan	20000									-11,060.00
.F	50	BARCLAYS	Swap	2006.37855	9/11/2006 18:56	7-Feb	7-Jan	10000									-23,330.00
.F	50	BARCLAYS	Swap	2006.38265	12/20/2006 19:58	7-Feb	7-Jan	10000									530
.F	50	BARCLAYS	Swap	2007.38336	1/10/2007 15:50	7-Feb	7-Jan	10000									-2,670.00
.F	50	BARCLAYS	Swap	2007.38372	1/22/2007 18:41	7-Feb	7-Jan	20000									8,880.00
.F	50	CIBC	Swap	2006.38016	9/18/2006 15:17	7-Feb	7-Jan	10000									-10,930.00
.F	50	CIBC	Swap	2006.38236	12/15/2006 16:16	7-Feb	7-Jan	20000									-11,560.00
.F	50	CIBC	Swap	2006.38248	12/18/2006 4:58	7-Feb	7-Jan	20000									-11,360.00
.F	50	CIBC	Swap	2006.38271	12/21/2006 21:54	7-Feb	7-Jan	20000									-460
.F	50	CIBC	Swap	2007.38344	1/11/2007 15:53	7-Feb	7-Jan	10000									-3,970.00
.F	50	CIBC	Swap	2007.38382	1/18/2007 16:36	7-Feb	7-Jan	20000									-12,540.00
.F	50	CIBC	Swap	2007.38403	1/25/2007 18:09	7-Feb	7-Jan	25000									8,660.00
.F	50	DEUTSCHE	Swap	2007.38357	1/17/2007 15:22	7-Feb	7-Jan	20000									-7,340.00
.F	50	DEUTSCHE	Swap	2007.38414	1/28/2007 15:31	7-Feb	7-Jan	30000									4,590.00
.F	50	JPMORGAN	Swap	2006.38231	12/13/2006 19:04	7-Feb	7-Jan	50000									-44,150.00
.F	50	JPMORGAN	Swap	2007.38332	1/9/2007 15:32	7-Feb	7-Jan	10000									-5,770.00
.F	50	JPMORGAN	Swap	2007.38349	1/12/2007 15:41	7-Feb	7-Jan	60000									-30,360.00
.F	50	JPMORGAN	Swap	2007.38367	1/19/2007 21:21	7-Feb	7-Jan	30000									-7,110.00
.F	50	MITSUMI	Swap	2006.37978	8/13/2006 13:55	7-Feb	7-Jan	10000									-19,830.00
.F	50	MITSUMI	Swap	2006.38205	12/4/2006 16:42	7-Feb	7-Jan	30000									-32,180.00
.F	50	MITSUMI	Swap	2006.38255	12/19/2006 21:14	7-Feb	7-Jan	30000									-8,340.00
.F	50	MITSUMI	Swap	2007.38392	1/22/2007 19:45	7-Feb	7-Jan	50000									38,850.00
.F	50	MITSUMI	Swap	2007.38323	1/5/2007 18:00	7-Feb	7-Jan	30000									-22,260.00
.F	50	MITSUMI	Swap	2007.38353	1/18/2007 16:40	7-Feb	7-Jan	20000									-5,240.00
.F	50	MITSUMI	Swap	2007.38394	1/24/2007 16:03	7-Feb	7-Jan	10000									5,230.00
.F	50	MITSUMI	Swap	2007.38426	1/28/2007 15:44	7-Feb	7-Jan	40000									13,320.00
.F	50	Suisse	Swap	2006.37899	9/14/2006 15:48	7-Feb	7-Jan	10000									-14,930.00

Co	ContractID	CounterParty	DealType	Buy/Sell	DealNumber	TransactionDate	ContractMonth	HedgeMonth	Quantity	StrikePrice	SettlePrice	SettlementNdx	StrikeFlag	SettleAmount	Jan Hedge	SettleAmount
.F	50	BANKAMER	Swap		2006.37285	5/25/2006 18:44	7-Feb	7-Feb	20000							-58,860.00
.F	50	BANKAMER	Swap		2006.37785	8/15/2006 20:53	7-Feb	7-Feb	10000							-35,330.00
.F	50	BANKAMER	Swap		2007.38443	1/28/2007 18:53	7-Feb	7-Feb	50000							10,400.00
.F	50	BARCLAYS	Swap		2006.38675	1/9/2006 18:38	7-Feb	7-Feb	10000							-39,330.00
.F	50	BARCLAYS	Swap		2006.38696	3/8/2006 17:29	7-Feb	7-Feb	10000							-29,230.00
.F	50	BARCLAYS	Swap		2007.38389	1/23/2007 19:29	7-Feb	7-Feb	30000							19,590.00
.F	50	BARCLAYS	Swap		2007.38422	1/28/2007 21:05	7-Feb	7-Feb	10000							1,330.00
.F	50	CIBC	Swap		2005.3859	12/27/2005 18:03	7-Feb	7-Feb	80000							-274,980.00
.F	50	CIBC	Swap		2006.38643	1/4/2006 17:35	7-Feb	7-Feb	20000							85,660.00
.F	50	CIBC	Swap		2006.38693	1/5/2006 19:08	7-Feb	7-Feb	20000							-81,660.00
.F	50	CIBC	Swap		2007.38391	1/22/2007 21:08	7-Feb	7-Feb	20000							8,860.00
.F	50	CIBC	Swap		2007.38418	1/28/2007 17:50	7-Feb	7-Feb	20000							4,290.00
.F	50	DEUTSCHE	Swap		2006.38692	1/12/2006 20:40	7-Feb	7-Feb	10000							-36,780.00
.F	50	DEUTSCHE	Swap		2006.37536	7/8/2006 16:29	7-Feb	7-Feb	10000							-25,030.00
.F	50	DEUTSCHE	Swap		2006.37584	7/11/2006 17:42	7-Feb	7-Feb	10000							-28,330.00
.F	50	DEUTSCHE	Swap		2007.38399	1/24/2007 19:31	7-Feb	7-Feb	10000							4,930.00
.F	50	JPMORGAN	Swap		2006.37596	7/18/2006 20:04	7-Feb	7-Feb	10000							-23,130.00
.F	50	JPMORGAN	Swap		2006.37758	8/11/2006 17:45	7-Feb	7-Feb	10000							-38,730.00
.F	50	JPMORGAN	Swap		2007.38376	1/22/2007 16:24	7-Feb	7-Feb	10000							2,830.00
.F	50	JPMORGAN	Swap		2007.38411	1/25/2007 19:04	7-Feb	7-Feb	30000							6,090.00
.F	50	MITSUMI	Swap		2005.38614	12/27/2005 20:58	7-Feb	7-Feb	20000							-86,660.00
.F	50	MITSUMI	Swap		2006.38782	2/6/2006 19:44	7-Feb	7-Feb	10000							-37,930.00
.F	50	MITSUMI	Swap		2006.37253	5/24/2006 14:44	7-Feb	7-Feb	10000							-34,830.00
.F	50	Suisse	Swap		2006.37701	8/11/2006 18:41	7-Feb	7-Feb	10000							-40,370.00
.F	50	Suisse	Swap		2006.37728	8/4/2006 18:47	7-Feb	7-Feb	10000							-35,830.00
.F	50	Suisse	Swap		2007.38434	1/29/2007 19:04	7-Feb	7-Feb	80000							13,040.00

Co	ContractID	CounterParty	DealType	Buy/Sell	DealNumber	TransactionDate	ContractMonth	HedgeMonth	Quantity	StrikePrice	SettlePrice	SettlementNdx	StrikeFlag	SettleAmount	Feb Hedge	SettleAmount
-919,400.00																
TOTALS																
-1,097,040.00																

FEB 2007

DR = 410427-547-00004

CR = 182-00550

7# 919,400.00

CONFIDENTIAL

Invoice for	GULF for the	NYMEX	Settlement	For Feb 2007	1/31/2007
Totals by					
Counter Party	Swap Total	Option Total	Counter Party Total		
BANKAMER	(58,070.00)	-	(58,070.00)		
BARCLAYS	(67,310.00)	-	(67,310.00)		
CIBC	(473,540.00)	-	(473,540.00)		
DEUTSCHE	(89,980.00)	-	(89,980.00)		
JPMORGAN	(138,330.00)	-	(138,330.00)		
MTSUI	(191,780.00)	-	(191,780.00)		
Suisse	(78,050.00)	-	(78,050.00)		
Total for GULF	(1,087,040.00)	-	(1,087,040.00)		

Totals by Hedge Month	
Jan-07 \$	177,840.00
Feb-07 \$	909,200.00
\$	1,087,040.00

SCB Receivables from GULF Southern Co. Services Bank Account Info
 Bank of America Dallas, Texas

Co	ContractID	Swap Deal Detail	DealType	DealNumber	TransactionDate	ContractMonth	HedgeMonth	Quantity	CPPris	CPNdx	CPAdd	CPMult	CPSettlePris	SoCoPris	SoCoNdx	SoCoAdd	SoCoMult	SoCoSettlePris	SoCoSettleAmount
LF	50	BANKAMER Swap	Swap	2006 37285	5/25/2006 18.44	7-Feb	7-Feb	20000		NYMEX LD									-58,070.00
LF	50	BANKAMER Swap	Swap	2006 37785	8/15/2006 20.53	7-Feb	7-Feb	10000		NYMEX LD									-67,310.00
LF	50	BANKAMER Swap	Swap	2006 38004	9/20/2006 18.24	7-Feb	7-Jan	10000		NYMEX LD									-473,540.00
LF	50	BANKAMER Swap	Swap	2006 38223	12/8/2006 19.16	7-Feb	7-Jan	20000		NYMEX LD									-89,980.00
LF	50	BANKAMER Swap	Swap	2006 38288	12/7/2006 19.37	7-Feb	7-Jan	60000		NYMEX LD									-138,330.00
LF	50	BANKAMER Swap	Swap	2007 38327	1/8/2007 15.17	7-Feb	7-Feb	10000		NYMEX LD									-191,780.00
LF	50	BANKAMER Swap	Swap	2007 38345	1/23/2007 15.30	7-Feb	7-Jan	20000		NYMEX LD									-78,050.00
LF	50	BANKAMER Swap	Swap	2007 38443	1/29/2007 18.53	7-Feb	7-Feb	50000		NYMEX LD									-1,087,040.00
BANKAMER Total:																			
LF	50	BARCLAYS Swap	Swap	2006 36675	1/9/2006 16.96	7-Feb	7-Feb	10000		NYMEX LD									-39,330.00
LF	50	BARCLAYS Swap	Swap	2006 36894	3/8/2006 17.29	7-Feb	7-Feb	10000		NYMEX LD									-29,230.00
LF	50	BARCLAYS Swap	Swap	2006 37055	9/11/2006 18.56	7-Feb	7-Jan	10000		NYMEX LD									-10,330.00
LF	50	BARCLAYS Swap	Swap	2006 38285	12/20/2006 19.58	7-Feb	7-Jan	10000		NYMEX LD									-15,660.00
LF	50	BARCLAYS Swap	Swap	2007 38336	1/10/2007 15.50	7-Feb	7-Jan	10000		NYMEX LD									-42,720.00
LF	50	BARCLAYS Swap	Swap	2007 38372	1/22/2007 16.41	7-Feb	7-Jan	20000		NYMEX LD									-4,070.00
LF	50	BARCLAYS Swap	Swap	2007 38389	1/23/2007 19.29	7-Feb	7-Feb	30000		NYMEX LD									11,060.00
LF	50	BARCLAYS Swap	Swap	2007 38422	1/26/2007 21.05	7-Feb	7-Feb	10000		NYMEX LD									10,400.00
BARCLAYS Total:																			
LF	50	CIBC Swap	Swap	2005 3659	12/27/2005 18.03	7-Feb	7-Feb	80000		NYMEX LD									-274,980.00
LF	50	CIBC Swap	Swap	2006 36643	1/4/2006 17.35	7-Feb	7-Feb	20000		NYMEX LD									85,880.00
LF	50	CIBC Swap	Swap	2006 36693	1/5/2006 19.08	7-Feb	7-Feb	20000		NYMEX LD									-81,660.00
LF	50	CIBC Swap	Swap	2006 38018	9/18/2006 15.17	7-Feb	7-Jan	10000		NYMEX LD									-10,930.00
LF	50	CIBC Swap	Swap	2006 38238	12/15/2006 18.16	7-Feb	7-Jan	20000		NYMEX LD									-11,560.00
LF	50	CIBC Swap	Swap	2006 38248	12/16/2006 4.56	7-Feb	7-Jan	20000		NYMEX LD									-11,360.00
LF	50	CIBC Swap	Swap	2006 38271	12/21/2006 21.54	7-Feb	7-Jan	20000		NYMEX LD									-480
LF	50	CIBC Swap	Swap	2007 38344	1/11/2007 15.53	7-Feb	7-Jan	10000		NYMEX LD									-3,970.00
LF	50	CIBC Swap	Swap	2007 38362	1/18/2007 18.38	7-Feb	7-Jan	20000		NYMEX LD									-12,540.00
LF	50	CIBC Swap	Swap	2007 38382	1/18/2007 18.38	7-Feb	7-Feb	20000		NYMEX LD									8,660.00
LF	50	CIBC Swap	Swap	2007 38381	1/22/2007 21.08	7-Feb	7-Feb	20000		NYMEX LD									4,280.00
LF	50	CIBC Swap	Swap	2007 38403	1/25/2007 16.09	7-Feb	7-Jan	20000		NYMEX LD									-4,590.00
LF	50	CIBC Swap	Swap	2007 38418	1/26/2007 17.50	7-Feb	7-Feb	20000		NYMEX LD									-473,540.00
CIBC Total:																			
LF	50	DEUTSCHE Swap	Swap	2006 38692	1/12/2006 20.40	7-Feb	7-Feb	10000		NYMEX LD									-23,130.00
LF	50	DEUTSCHE Swap	Swap	2006 37536	7/8/2006 18.29	7-Feb	7-Feb	10000		NYMEX LD									-25,030.00
LF	50	DEUTSCHE Swap	Swap	2006 37584	7/11/2006 17.42	7-Feb	7-Feb	10000		NYMEX LD									-28,330.00
LF	50	DEUTSCHE Swap	Swap	2007 38357	1/17/2007 15.22	7-Feb	7-Jan	20000		NYMEX LD									-7,340.00
LF	50	DEUTSCHE Swap	Swap	2007 38399	1/24/2007 19.31	7-Feb	7-Feb	10000		NYMEX LD									4,930.00
LF	50	DEUTSCHE Swap	Swap	2007 38414	1/26/2007 15.31	7-Feb	7-Jan	30000		NYMEX LD									4,590.00
DEUTSCHE Total:																			
ULF	50	JPMORGAN Swap	Swap	2006 37596	7/18/2006 20.04	7-Feb	7-Feb	10000		NYMEX LD									-23,130.00
ULF	50	JPMORGAN Swap	Swap	2006 37758	8/11/2006 17.45	7-Feb	7-Feb	10000		NYMEX LD									-36,730.00
ULF	50	JPMORGAN Swap	Swap	2006 38231	12/13/2006 19.04	7-Feb	7-Jan	50000		NYMEX LD									-44,150.00
ULF	50	JPMORGAN Swap	Swap	2007 38322	1/9/2007 15.32	7-Feb	7-Jan	10000		NYMEX LD									-5,770.00
ULF	50	JPMORGAN Swap	Swap	2007 38348	1/12/2007 15.41	7-Feb	7-Jan	60000		NYMEX LD									-30,360.00
ULF	50	JPMORGAN Swap	Swap	2007 38367	1/18/2007 21.21	7-Feb	7-Jan	30000		NYMEX LD									-7,110.00
ULF	50	JPMORGAN Swap	Swap	2007 38378	1/22/2007 19.24	7-Feb	7-Feb	10000		NYMEX LD									2,830.00
ULF	50	JPMORGAN Swap	Swap	2007 38411	1/25/2007 19.04	7-Feb	7-Feb	30000		NYMEX LD									8,090.00
JPMORGAN Total:																			
ULF	50	MTSUI Swap	Swap	2005 38614	12/27/2005 20.58	7-Feb	7-Feb	20000		NYMEX LD									-86,680.00
ULF	50	MTSUI Swap	Swap	2006 36782	2/8/2006 19.44	7-Feb	7-Feb	10000		NYMEX LD									-37,830.00
ULF	50	MTSUI Swap	Swap	2006 37253	5/24/2006 14.44	7-Feb	7-Feb	10000		NYMEX LD									-34,830.00
ULF	50	MTSUI Swap	Swap	2006 37976	9/13/2006 13.59	7-Feb	7-Jan	10000		NYMEX LD									-19,830.00
ULF	50	MTSUI Swap	Swap	2006 38205	12/4/2006 18.42	7-Feb	7-Jan	30000		NYMEX LD									-32,190.00
ULF	50	MTSUI Swap	Swap	2006 38255	12/19/2006 21.14	7-Feb	7-Jan	30000		NYMEX LD									-8,340.00
ULF	50	MTSUI Swap	Swap	2006 38292	12/27/2006 19.45	7-Feb	7-Jan	50000		NYMEX LD									36,850.00
ULF	50	MTSUI Swap	Swap	2007 38323	1/5/2007 18.00	7-Feb	7-Jan	30000		NYMEX LD									-22,260.00
ULF	50	MTSUI Swap	Swap	2007 38323	1/5/2007 18.00	7-Feb	7-Jan	30000		NYMEX LD									5,240.00
ULF	50	MTSUI Swap	Swap	2007 38353	1/18/2007 18.40	7-Feb	7-Jan	20000		NYMEX LD									5,230.00
ULF	50	MTSUI Swap	Swap	2007 38384	1/24/2007 18.03	7-Feb	7-Jan	10000		NYMEX LD									-13,320.00
ULF	50	MTSUI Swap	Swap	2007 38426	1/29/2007 15.44	7-Feb	7-Jan	40000		NYMEX LD									-191,780.00
MTSUI Total:																			
ULF	50	Suisse Swap	Swap	2006 37701	8/1/2006 16.41	7-Feb	7-Feb	10000		NYMEX LD									-40,330.00
ULF	50	Suisse Swap	Swap	2006 37726	8/4/2006 18.47	7-Feb	7-Feb	10000		NYMEX LD									35,830.00
ULF	50	Suisse Swap	Swap	2006 37909	9/14/2006 15.48	7-Feb	7-Jan	10000		NYMEX LD									-14,930.00
ULF	50	Suisse Swap	Swap	2007 38434	1/29/2007 19.04	7-Feb	7-Feb	80000		NYMEX LD									13,040.00
Suisse Total:																			

0257

CONFIDENTIAL



Energy to Serve Your World™

INVOICE

February 1, 2007

Gulf Power Company
Attn: Charlotte Curl

Re: NYMEX settlement for February 2007

Please pay the amount due of **\$1,097,040.00** on February 5, 2007

This payment should be electronically transferred by wire or ACH to the following account:

A

Wire instructions:
Bank of America
Dallas, TX
1 **Account #:** [REDACTED]
2 **ABA #:** [REDACTED]

ACH instructions:
Bank of America
Dallas, TX
3 **Account #:** [REDACTED]
4 **ABA #:** [REDACTED]

Please see attached for the invoice detail.

If you have any questions, please contact Traci Adair at (205) 257-6561.

CONFIDENTIAL



Energy to Secure Your World

To: SCS Treasury

SCS Treasury Request for Payment

Company Name - Gulf Power

Acct# 3751527855

Payee Data

A *B*

Name
Southern Company Gas Billings

Bank Name & ABA # [Redacted] *2/5/2007*

Bank of America & [Redacted] *CCol*

Account # [Redacted]

Payment Amount: \$1,097,040 Desired Payment Date: 02/05/2007

Wire Reference Information

Description of Expenditure

Nymex Settlement for February 2007

CONFIDENTIAL

Accounting Information

Perf RCN	CT	Activity	EWO	Project	Loc	FERC	Sub	Receiv RCN	Amount
						234	00704		1,097,040.00
Total Payment Amount									\$ 1,097,040.00

Toni Hester
2/5/07 *OK to pay.*

Payment Requested By: <i>[Signature]</i>	Job Title: Fuel Manager	Date Signed: 2/1/07
Payment Approved By: <i>[Signature]</i>	Job Title: Vice President & CFO	Date Signed: 2/2/07

Invoiced for	GULF for the	NYMEX	Settlement	for Mar 2007	3/1/2007
Counter Party	Swap Total	Option Total	Counter Party Total		
BANKAMER	(47,320.00)	-	(47,320.00)		
BARCLAYS	(59,330.00)	-	(59,330.00)		
CIBC	(381,740.00)	-	(381,740.00)		
DEUTSCHE	(88,990.00)	-	(88,990.00)		
JPMORGAN	(15,520.00)	-	(15,520.00)		
MITSUI	(154,550.00)	-	(154,550.00)		
Suisse	(29,500.00)	-	(29,500.00)		
Total for GULF	(778,980.00)	-	(778,980.00)		

Totals by Hedge Month	
Feb-07 \$	(31,050.00)
Mar-07 \$	(808,000.00)
\$	(776,950.00)

Feb 2007 = CR = 234-00704 > 31,050
 CR = 40477-547-00004
 CR = 182-00556 > 808,000
 CR = 234-00704

A
 Southern Co Services
 Bank of America
 Dallas, Texas
 Bank Account Info

OpCo	ContractID	Swap Deal Detail	DealType	DealNumber	TransactionDate	ContractMonth	HedgeMonth	Quantity	CPNdx	CPAdd	CPMult	CPSettle	SoCoPn	SoCoNdx	SoCoAdd	SoCoMult	SoCoSettlePrice	SoCoSettleAmount
GULF	50	BANKAMER	Swap	2006.37285	5/25/2006 18.44	7-Mar	7-Mar	7-Mar	20000	NYMEX LD								-44,760.00
GULF	50	BANKAMER	Swap	2006.37785	8/15/2006 20.53	7-Mar	7-Mar	7-Mar	10000	NYMEX LD								-29,030.00
GULF	50	BANKAMER	Swap	2006.3804	9/20/2006 16.24	7-Mar	7-Feb	7-Feb	10000	NYMEX LD								-4,030.00
GULF	50	BANKAMER	Swap	2006.38223	12/8/2006 18.16	7-Mar	7-Mar	7-Mar	20000	NYMEX LD								-3,060.00
GULF	50	BANKAMER	Swap	2007.3843	1/24/2007 18.53	7-Mar	7-Feb	7-Feb	50000	NYMEX LD								22,600.00
GULF	50	BANKAMER	Swap	2007.38449	2/8/2007 15.31	7-Mar	7-Feb	7-Feb	30000	NYMEX LD								9,240.00
GULF	50	BANKAMER	Swap	2007.38495	2/20/2007 15.17	7-Mar	7-Feb	7-Feb	10000	NYMEX LD								-2,570.00
GULF	50	BANKAMER	Swap	2007.38516	2/21/2007 20.01	7-Mar	7-Mar	7-Mar	20000	NYMEX LD								3,060.00
GULF	50	BANKAMER	Swap	2007.38541	2/23/2007 18.37	7-Mar	7-Mar	7-Mar	10000	NYMEX LD								730
BANKAMER Total:																		
-47,320.00																		
GULF	50	BARCLAYS	Swap	2006.38675	1/9/2006 18.36	7-Mar	7-Mar	7-Mar	10000	NYMEX LD								-33,030.00
GULF	50	BARCLAYS	Swap	2006.38996	3/9/2006 17.29	7-Mar	7-Mar	7-Mar	10000	NYMEX LD								-22,930.00
GULF	50	BARCLAYS	Swap	2006.37955	9/11/2006 18.58	7-Mar	7-Feb	7-Feb	10000	NYMEX LD								-17,030.00
GULF	50	BARCLAYS	Swap	2007.38380	1/23/2007 19.29	7-Mar	7-Feb	7-Feb	30000	NYMEX LD								210
GULF	50	BARCLAYS	Swap	2007.38422	1/26/2007 21.05	7-Mar	7-Feb	7-Feb	10000	NYMEX LD								4,870.00
GULF	50	BARCLAYS	Swap	2007.38461	2/7/2007 15.12	7-Mar	7-Feb	7-Feb	10000	NYMEX LD								2,430.00
GULF	50	BARCLAYS	Swap	2007.38512	2/21/2007 17.01	7-Mar	7-Mar	7-Mar	20000	NYMEX LD								2,060.00
GULF	50	BARCLAYS	Swap	2007.38533	2/23/2007 1.59	7-Mar	7-Mar	7-Mar	20000	NYMEX LD								2,660.00
GULF	50	BARCLAYS	Swap	2007.38553	2/28/2007 15.20	7-Mar	7-Feb	7-Feb	10000	NYMEX LD								1,430.00
BARCLAYS Total:																		
-48,330.00																		
GULF	50	CIBC	Swap	2005.3859	12/27/2005 18.03	7-Mar	7-Mar	7-Mar	80000	NYMEX LD								-237,180.00
GULF	50	CIBC	Swap	2006.38843	1/4/2006 17.35	7-Mar	7-Mar	7-Mar	20000	NYMEX LD								-73,060.00
GULF	50	CIBC	Swap	2006.38663	1/3/2006 18.08	7-Mar	7-Mar	7-Mar	20000	NYMEX LD								-69,060.00
GULF	50	CIBC	Swap	2006.38016	9/18/2006 15.17	7-Mar	7-Feb	7-Feb	10000	NYMEX LD								-4,630.00
GULF	50	CIBC	Swap	2007.38381	1/22/2007 21.08	7-Mar	7-Mar	7-Mar	20000	NYMEX LD								4,140.00
GULF	50	CIBC	Swap	2007.38418	1/26/2007 17.50	7-Mar	7-Feb	7-Feb	20000	NYMEX LD								2,830.00
GULF	50	CIBC	Swap	2007.38452	2/5/2007 14.37	7-Mar	7-Feb	7-Feb	10000	NYMEX LD								2,830.00
GULF	50	CIBC	Swap	2007.38477	2/13/2007 15.09	7-Mar	7-Feb	7-Feb	20000	NYMEX LD								-5,140.00
GULF	50	CIBC	Swap	2007.38483	2/18/2007 15.05	7-Mar	7-Feb	7-Feb	70000	NYMEX LD								-17,890.00
GULF	50	CIBC	Swap	2007.38496	2/20/2007 19.45	7-Mar	7-Mar	7-Mar	20000	NYMEX LD								560
GULF	50	CIBC	Swap	2007.38521	2/22/2007 15.12	7-Mar	7-Feb	7-Feb	20000	NYMEX LD								460
GULF	50	CIBC	Swap	2007.38557	2/28/2007 21.51	7-Mar	7-Mar	7-Mar	30000	NYMEX LD								2,790.00
CIBC Total:																		
-381,740.00																		
GULF	50	DEUTSCHE	Swap	2006.38692	1/12/2006 20.40	7-Mar	7-Mar	7-Mar	10000	NYMEX LD								-32,480.00
GULF	50	DEUTSCHE	Swap	2006.37536	7/8/2006 18.29	7-Mar	7-Mar	7-Mar	10000	NYMEX LD								-18,730.00
GULF	50	DEUTSCHE	Swap	2006.37584	7/17/2006 17.42	7-Mar	7-Mar	7-Mar	10000	NYMEX LD								-22,030.00
GULF	50	DEUTSCHE	Swap	2007.38399	1/24/2007 19.31	7-Mar	7-Feb	7-Feb	10000	NYMEX LD								1,870.00
GULF	50	DEUTSCHE	Swap	2007.38458	2/8/2007 15.13	7-Mar	7-Feb	7-Feb	10000	NYMEX LD								-220
GULF	50	DEUTSCHE	Swap	2007.38525	2/22/2007 17.06	7-Mar	7-Mar	7-Mar	10000	NYMEX LD								280
GULF	50	DEUTSCHE	Swap	2007.38549	2/23/2007 20.01	7-Mar	7-Mar	7-Mar	40000	NYMEX LD								2,520.00
DEUTSCHE Total:																		
-88,990.00																		
GULF	50	JPMORGAN	Swap	2006.37596	7/18/2006 20.04	7-Mar	7-Mar	7-Mar	10000	NYMEX LD								-18,830.00
GULF	50	JPMORGAN	Swap	2006.37758	8/11/2006 17.45	7-Mar	7-Mar	7-Mar	10000	NYMEX LD								-30,430.00
GULF	50	JPMORGAN	Swap	2007.38378	1/22/2007 19.24	7-Mar	7-Feb	7-Feb	10000	NYMEX LD								3,320.00
GULF	50	JPMORGAN	Swap	2007.3841	1/25/2007 19.04	7-Mar	7-Feb	7-Feb	30000	NYMEX LD								13,110.00
GULF	50	JPMORGAN	Swap	2007.38439	1/31/2007 15.32	7-Mar	7-Feb	7-Feb	10000	NYMEX LD								30
GULF	50	JPMORGAN	Swap	2007.38443	2/1/2007 14.50	7-Mar	7-Feb	7-Feb	10000	NYMEX LD								3,030.00
GULF	50	JPMORGAN	Swap	2007.38461	2/14/2007 15.04	7-Mar	7-Feb	7-Feb	20000	NYMEX LD								-4,140.00
GULF	50	JPMORGAN	Swap	2007.38499	2/20/2007 17.28	7-Mar	7-Mar	7-Mar	20000	NYMEX LD								-3,740.00
GULF	50	JPMORGAN	Swap	2007.38507	2/21/2007 16.47	7-Mar	7-Feb	7-Feb	10000	NYMEX LD								130
JPMORGAN Total:																		
-36,820.00																		
GULF	50	MITSUI	Swap	2005.38614	12/27/2005 20.58	7-Mar	7-Mar	7-Mar	20000	NYMEX LD								-74,060.00
GULF	50	MITSUI	Swap	2006.38782	2/8/2006 19.44	7-Mar	7-Mar	7-Mar	10000	NYMEX LD								-31,530.00
GULF	50	MITSUI	Swap	2006.37253	5/24/2006 14.44	7-Mar	7-Mar	7-Mar	10000	NYMEX LD								-28,530.00
GULF	50	MITSUI	Swap	2006.37978	9/13/2006 13.55	7-Mar	7-Feb	7-Feb	10000	NYMEX LD								-13,530.00
GULF	50	MITSUI	Swap	2006.38205	12/4/2006 18.42	7-Mar	7-Feb	7-Feb	30000	NYMEX LD								-13,290.00
GULF	50	MITSUI	Swap	2007.38448	2/8/2007 21.07	7-Mar	7-Feb	7-Feb	30000	NYMEX LD								390
GULF	50	MITSUI	Swap	2007.38473	2/12/2007 18.57	7-Mar	7-Feb	7-Feb	10000	NYMEX LD								870
GULF	50	MITSUI	Swap	2007.38485	2/15/2007 15.59	7-Mar	7-Feb	7-Feb	10000	NYMEX LD								-3,800.00
GULF	50	MITSUI	Swap	2007.38529	2/22/2007 20.32	7-Mar	7-Mar	7-Mar	20000	NYMEX LD								3,080.00
GULF	50	MITSUI	Swap	2007.38537	2/23/2007 15.28	7-Mar	7-Feb	7-Feb	20000	NYMEX LD								3,180.00
GULF	50	MITSUI	Swap	2007.38545	2/23/2007 19.52	7-Mar	7-Mar	7-Mar	80000	NYMEX LD								4,850.00
MITSUI Total:																		
-184,880.00																		
GULF	50	Suisse	Swap	2006.37701	8/1/2006 18.41	7-Mar	7-Mar	7-Mar	10000	NYMEX LD								-34,030.00
GULF	50	Suisse	Swap	2006.37728	8/4/2006 18.47	7-Mar	7-Mar	7-Mar	10000	NYMEX LD								-29,530.00
GULF	50	Suisse	Swap	2006.37999	9/14/2006 15.48	7-Mar	7-Feb	7-Feb	10000	NYMEX LD								-8,830.00
GULF	50	Suisse	Swap	2007.38434	1/29/2007 19.04	7-Mar	7-Feb	7-Feb	80000	NYMEX LD								40,560.00
GULF	50	Suisse	Swap	2007.38485	2/8/2007 14.51	7-Mar	7-Feb	7-Feb	10000	NYMEX LD								2,130.00
Suisse Total:																		
-29,800.00																		

0201

1
2

Co

CONFIDENTIAL



Energy to Serve Your World™

INVOICE

March 1, 2007

Gulf Power Company
Attn: Charlotte Curl

Re: NYMEX settlement for March 2007

Please pay the amount due of \$776,950.00 on March 5, 2007

This payment should be electronically transferred by wire or ACH to the following account:

A

Wire instructions:

Bank of America
Dallas, TX

1 **Account #:** [REDACTED]

2 **ABA #:** [REDACTED]

ACH instructions:

Bank of America
Dallas, TX

3 **Account #:** [REDACTED]

4 **ABA #:** [REDACTED]

Please see attached for the invoice detail.

If you have any questions, please contact Traci Adair at (205) 257-6561.

CONFIDENTIAL



SCS Treasury Request for Payment

Company Name - Gulf Power
Acct# 3751527855

To: SCS Treasury

A *B*
Payee Data

Name Southern Company Gas Billings		
Bank Name & ABA # Bank of America & [REDACTED]		
Account # [REDACTED]		
Payment Amount \$776,950.00	Desired Payment Date 03/05/2007	

Wire Reference Information

Description of Expenditure

Gas Nymex Settlement for March 2007

CONFIDENTIAL

Accounting Information

Perf RCN	CT	Activity	EWO	Project	Loc	FERC	Sub	Receiv RCN	Amount
						234	00704		776,950.00
Total Payment Amount									\$776,950.00

John J Henner ✓
3/5/07

Payment Requested By <i>[Signature]</i>	Job Title Fuel Manager	Date Signed 3/2/07
--	---------------------------	-----------------------

Payment Approved By <i>[Signature]</i> <i>[Signature]</i>	Job Title Vice President & CFO	Date Signed 3/5/07
---	-----------------------------------	-----------------------

Invoice for		Gas Daily		Settlement		for Jan 2007	
Table by							
Operating Co.	Peak Period	Lead Ratio	Operating Co. Total				
APC	51	983%	\$	(19,081.41)			
GPC	44	202%	\$	(26,080.14)			
GULF	8	813%	\$	(3,817.37)			
MPC	8	368%	\$	(3,823.30)			
SPC	8	764%	\$	(4,876.13)			
Total	108	900%	\$	(58,684.83)			

SCS Receivable from OPOOs
Allocated by Peak Period Lead Ratio

A B C D

OpCo	ContractID	Strip Deal Deal CounterParty	DealType	DealNumber	TransactionDate	StartDate	EndDate	Quantity	CPPIA	CPMtr	CPAM	CPMtr	CPMtrPct	SoCoPct	SoCoMtr	SoCoAdd	SoCoMtr	SoCoMtrPct	SoCoMtrAmount
System - PPLR Alameda		100 MITSUB	Strip	2006 26298		12/21/2006 21:21	1/1/2007 7:00	21/2007 6:00	36750										58,684.83

FEB 2007

DR = 234-00704

CR = 40427-547-00004

[REVERSE SAN ENTRY]

3,912.72

DR = 40427-547-00004

CR = 234-00704

[CORRECTED SAN ENTRY]

3,917.37

0266

CONFIDENTIAL

Invoice for		Gas Daily	Settlement	for Jan 2007
SYSTEM - PPLR				
Totals by				
Operating Co.	Peak Period Load Ratio		Operating Co. Total	
APC	33.7481%	\$	(19,118.40)	
GPC	44.4880%	\$	(25,191.08)	
QULF	8.9070%	\$	(3,912.72)	
MPC	8.8918%	\$	(3,960.78)	
SPC	7.8631%	\$	(4,486.87)	
Total	100.0000%	\$	(56,669.85)	

SCS Receivable from OPGOs
Allocated by Peak Period Load Ratio

A

B

C

D

OpCo	ContractID	Sweep Deal Detail CounterParty	DealType	DealNumber	TransactionDate	StartDate	EndDate	Quantity	CPPrice	CPMdx Gas Dy	CPAdd	CPMdx	CPSettlePrice	SoCoPrice	SoCoMdx	SoCoAdd	SoCoMdx	SoCoSettlePrice	SoCoSettleAmount
System - PPLR Alacato		100 MITSUI	Sweep	2006.38268		12/21/2006 21:21	1/1/2007 7:00	2/1/2007 8:00	36750										56,669.85

0267

CONFIDENTIAL

Invoice for	SYSTEM - PPLR	Gas Daily	Settlement	for Feb 2007
Totals by				
Operating Co.	Peak Period Load Ratio	Operating Co. Total		
APC	33.6838%	\$	3,132.42	
GPC	44.2202%	\$	4,112.26	
GULF	8.9152%	\$	643.08	
MPC	6.3966%	\$	594.85	
SPC	8.7842%	\$	818.89	
Total	100.0000%	\$	9,299.50	

FEB 2007
 CRZ 146-00704
 CRZ 40427-547-00004 } 643.08

SCS Payable from OPCOs
 Allocated by Peak Period Load Ratio

OpCo	ContractID	Swap Deal Detail CounterParty	DealType	DealNumber	TransactionDate	StartDate	EndDate	Quantity	CPPrice	CPIdx	CPSettlePrice	SoCoPrice	SoCoSettlePrice	SoCoSettleAmount
System - PPLR Allocation		100 MITSUI	Swap	2008.38268	12/21/2008 21:21	2/1/2007 7:00	3/1/2007 6:00	35000		Gas Dy				9,299.50

A B C D

0270

CONFIDENTIAL

Invoice for	GULF for the	NYMEX	Settlement	for Jan 2007	1/2/2007
Totals by					
Counter Party	Swap Total	Option Total	Counter Party Total		
ABNAMRO	0	0	0		
BANKAMER	-109,570.00	0	-109,570.00		
BARCLAYS	-71,260.00	0	-71,260.00		
CIBC	-469,580.00	0	-469,580.00		
DEUTSCHE	-124,330.00	0	-124,330.00		
JPMORGAN	-32,850.00	0	-32,850.00		
MITSUMI	-161,420.00	0	-161,420.00		
Swasee	-97,740.00	0	-97,740.00		
System - PPLR A	3,267.73		3,267.73		
Total for GULF	-1,063,462.27	0	-1,063,462.27		

Totals by Hedge Month	
Dec-06	\$ 27,200.00
Jan-07	\$ 1,036,262.27
	\$ 1,063,462.27

RCS Receivable from GULF Southern Co. Services Bank of America Dallas, Texas

Bank Account Info

OpCo	ContractID	Swap Deal Detail	DealType	DealNumber	TransactionDate	ContractMonth	HedgeMonth	Quantity	CP	CPNdx	CPAdd	CPMult	CPSettle	SoCoPrice	SoCoNdx	SoCoAdd	SoCoMult	SoCoSettlePrice	SoCoSettleAmount
GULF	50	BANKAMER	Swap	2006.38274	12/22/2006 15:08	7-Jan	8-Dec	10000							NYMEX LD				8,270.00
GULF	50	BARCLAYS	Swap	2006.38219	12/6/2006 15:47	7-Jan	8-Dec	5000							NYMEX LD				9,360.00
GULF	50	DEUTSCHE	Swap	2006.38263	12/27/2006 15:54	7-Jan	8-Dec	2500							NYMEX LD				180.00
GULF	50	JPMORGAN	Swap	2006.38101	11/28/2006 17:03	7-Jan	8-Dec	17500							NYMEX LD				-45,010.00

Option Deals Total: Dec Total -27,200.00

OpCo	ContractID	Swap Deal Detail	DealType	DealNumber	TransactionDate	ContractMonth	HedgeMonth	Quantity	CP	CPNdx	CPAdd	CPMult	CPSettle	SoCoPrice	SoCoNdx	SoCoAdd	SoCoMult	SoCoSettlePrice	SoCoSettleAmount
GULF	50	BANKAMER	Swap	2006.37285	5/25/2006 16:44	7-Jan	7-Jan	20000							NYMEX LD				-78,440.00
GULF	50	BANKAMER	Swap	2006.37785	8/15/2006 20:53	7-Jan	7-Jan	10000							NYMEX LD				-46,120.00
GULF	50	BANKAMER	Swap	2006.38288	12/27/2006 19:37	7-Jan	7-Jan	80000							NYMEX LD				6,720.00
GULF	50	BARCLAYS	Swap	2006.36675	1/9/2006 16:36	7-Jan	7-Jan	10000							NYMEX LD				-50,120.00
GULF	50	BARCLAYS	Swap	2006.36696	3/8/2006 17:29	7-Jan	7-Jan	10000							NYMEX LD				-40,020.00
GULF	50	BARCLAYS	Swap	2006.38285	12/20/2006 19:58	7-Jan	7-Jan	10000							NYMEX LD				9,520.00
GULF	50	CIBC	Swap	2005.3659	12/27/2005 16:03	7-Jan	7-Jan	80000							NYMEX LD				-339,720.00
GULF	50	CIBC	Swap	2006.36643	1/4/2006 17:35	7-Jan	7-Jan	20000							NYMEX LD				-107,240.00
GULF	50	CIBC	Swap	2006.36683	1/5/2006 19:08	7-Jan	7-Jan	20000							NYMEX LD				-103,240.00
GULF	50	CIBC	Swap	2006.38236	12/15/2006 18:16	7-Jan	7-Jan	20000							NYMEX LD				31,140.00
GULF	50	CIBC	Swap	2006.38246	12/16/2006 4:56	7-Jan	7-Jan	20000							NYMEX LD				31,240.00
GULF	50	CIBC	Swap	2006.38271	12/21/2006 21:54	7-Jan	7-Jan	20000							NYMEX LD				18,240.00
GULF	50	DEUTSCHE	Swap	2006.36692	1/12/2006 20:40	7-Jan	7-Jan	10000							NYMEX LD				-49,570.00
GULF	50	DEUTSCHE	Swap	2006.37596	7/6/2006 16:29	7-Jan	7-Jan	10000							NYMEX LD				-35,820.00
GULF	50	DEUTSCHE	Swap	2006.37594	7/17/2006 17:42	7-Jan	7-Jan	10000							NYMEX LD				-39,120.00
GULF	50	JPMORGAN	Swap	2006.37596	7/18/2006 20:04	7-Jan	7-Jan	10000							NYMEX LD				-33,920.00
GULF	50	JPMORGAN	Swap	2006.37758	8/11/2006 17:45	7-Jan	7-Jan	10000							NYMEX LD				-47,520.00
GULF	50	JPMORGAN	Swap	2006.38231	12/13/2006 19:04	7-Jan	7-Jan	50000							NYMEX LD				93,600.00
GULF	50	MITSUMI	Swap	2005.36614	12/27/2005 20:58	7-Jan	7-Jan	20000							NYMEX LD				-108,240.00
GULF	50	MITSUMI	Swap	2006.36782	2/8/2006 19:44	7-Jan	7-Jan	10000							NYMEX LD				-48,820.00
GULF	50	MITSUMI	Swap	2006.37253	5/24/2006 14:44	7-Jan	7-Jan	10000							NYMEX LD				-45,820.00
GULF	50	MITSUMI	Swap	2006.38255	12/19/2006 21:14	7-Jan	7-Jan	30000							NYMEX LD				36,960.00
GULF	50	MITSUMI	Swap	2006.38292	12/27/2006 19:45	7-Jan	7-Jan	50000							NYMEX LD				4,100.00
GULF	50	Swasee	Swap	2006.37701	8/1/2006 16:41	7-Jan	7-Jan	10000							NYMEX LD				-51,120.00
GULF	50	Swasee	Swap	2006.37726	8/4/2006 16:47	7-Jan	7-Jan	10000							NYMEX LD				-46,820.00

Jan Total -1,039,560.00

-1,066,750.00

OpCo	ContractID	Option Deals	DealType	BuySell	DealNumber	TransactionDate	ContractMonth	HedgeMonth	Quantity	StrikePrice	SettlePrice	SettlementNdx	StrikeFlag	SettleAmount
------	------------	--------------	----------	---------	------------	-----------------	---------------	------------	----------	-------------	-------------	---------------	------------	--------------

JAN 2007

DR = 40427-547-00004 } \$ 1,039,550.00

CR = 182-00550

CONFIDENTIAL

Counter Party	Swap Total	Option Total	Counter Party Total
ABNAMRO	0	0	0
BANKAMER	-109,570.00	0	-109,570.00
BARCLAYS	-71,260.00	0	-71,260.00
CIBC	-469,580.00	0	-469,580.00
DEUTSCHE	-124,330.00	0	-124,330.00
JPMORGAN	-32,850.00	0	-32,850.00
MTSUI	-161,420.00	0	-161,420.00
Susaa	-97,740.00	0	-97,740.00
System - PPLR A	3,287.73		3,287.73
Total for GULF	-1,063,462.27	0	-1,063,462.27

Totals by Hedge Month	
Dec 06 \$	27,200.00
Jan 07 \$	1,036,262.27
\$	1,063,462.27

\$1,063,462.27 SCS Receivable from GULF Southern Co Services Bank of America Dallas, Texas

A
Bank Account Info
[Redacted]

OpCo	ContractID	Swap Deal Detail CounterParty	DealType	DealNumber	TransactionDate	ContractMonth	HedgeMonth	Quantity	CPAdd	CPMnt	CPSettlePrice	SoCoPr	SoCoNdx	SoCoAdd	SoCoMult	SoCoSettlePrice	SoCoSettleAmount
GULF	50	BANKAMER	Swap	2006.37285	5/25/2006 18:44	7-Jan	7-Jan	20000									-78,440.00
GULF	50	BANKAMER	Swap	2006.37785	8/15/2006 20:53	7-Jan	7-Jan	10000									-46,120.00
GULF	50	BANKAMER	Swap	2006.38274	12/22/2006 15:08	7-Jan	6-Dec	10000									8,270.00
GULF	50	BANKAMER	Swap	2006.38288	12/27/2006 19:37	7-Jan	7-Jan	60000									6,720.00
		BANKAMER Total:															-109,570.00
GULF	50	BARCLAYS	Swap	2006.36675	1/8/2006 16:36	7-Jan	7-Jan	10000									-50,120.00
GULF	50	BARCLAYS	Swap	2006.36898	3/8/2006 17:29	7-Jan	7-Jan	10000									-40,020.00
GULF	50	BARCLAYS	Swap	2006.38219	12/8/2006 15:47	7-Jan	6-Dec	5000									9,360.00
GULF	50	BARCLAYS	Swap	2006.38265	12/20/2006 19:58	7-Jan	7-Jan	10000									9,520.00
		BARCLAYS Total:															-71,260.00
GULF	50	CIBC	Swap	2005.3659	12/27/2005 18:03	7-Jan	7-Jan	60000									-39,720.00
GULF	50	CIBC	Swap	2006.36843	1/4/2006 17:35	7-Jan	7-Jan	20000									-107,240.00
GULF	50	CIBC	Swap	2006.36883	1/5/2006 18:08	7-Jan	7-Jan	20000									-103,240.00
GULF	50	CIBC	Swap	2006.36238	12/15/2006 18:16	7-Jan	7-Jan	20000									31,140.00
GULF	50	CIBC	Swap	2006.38246	12/18/2006 4:56	7-Jan	7-Jan	20000									31,240.00
GULF	50	CIBC	Swap	2006.38271	12/21/2006 21:54	7-Jan	7-Jan	20000									18,240.00
		CIBC Total:															-469,580.00
GULF	50	DEUTSCHE	Swap	2006.36882	1/12/2006 20:40	7-Jan	7-Jan	10000									-48,570.00
GULF	50	DEUTSCHE	Swap	2006.37536	7/6/2006 18:29	7-Jan	7-Jan	10000									-35,820.00
GULF	50	DEUTSCHE	Swap	2006.37584	7/17/2006 17:42	7-Jan	7-Jan	10000									-39,120.00
GULF	50	DEUTSCHE	Swap	2006.38283	12/27/2006 15:54	7-Jan	6-Dec	2500									180
		DEUTSCHE Total:															-124,330.00
GULF	50	JPMORGAN	Swap	2006.37586	7/18/2006 20:04	7-Jan	7-Jan	10000									-33,920.00
GULF	50	JPMORGAN	Swap	2006.37758	8/11/2006 17:45	7-Jan	7-Jan	10000									-47,520.00
GULF	50	JPMORGAN	Swap	2006.38191	11/28/2006 17:03	7-Jan	6-Dec	17500									-45,010.00
GULF	50	JPMORGAN	Swap	2006.38231	12/13/2006 19:04	7-Jan	7-Jan	50000									93,600.00
		JPMORGAN Total:															-32,850.00
GULF	50	MTSUI	Swap	2005.36614	12/27/2005 20:58	7-Jan	7-Jan	20000									-108,240.00
GULF	50	MTSUI	Swap	2006.36782	2/8/2006 18:44	7-Jan	7-Jan	10000									-48,620.00
GULF	50	MTSUI	Swap	2006.37253	5/24/2006 14:44	7-Jan	7-Jan	10000									-45,620.00
GULF	50	MTSUI	Swap	2006.38255	12/19/2006 21:14	7-Jan	7-Jan	30000									36,980.00
GULF	50	MTSUI	Swap	2006.38292	12/27/2006 19:45	7-Jan	7-Jan	50000									4,100.00
		MTSUI Total:															-161,420.00
GULF	50	Susaa	Swap	2006.37701	8/1/2006 18:41	7-Jan	7-Jan	10000									-51,120.00
GULF	50	Susaa	Swap	2006.37726	8/4/2006 18:47	7-Jan	7-Jan	10000									-46,620.00
		Susaa Total:															-97,740.00

0278

OpCo	ContractID	Option Deals CounterParty Total:	DealType	BuySell	DealNumber	TransactionDate	ContractMonth	HedgeMonth	Quantity	StrikePrice	SettlePrice	SettlementNdx	StrikeFlag	SettleAmount
------	------------	----------------------------------	----------	---------	------------	-----------------	---------------	------------	----------	-------------	-------------	---------------	------------	--------------

CONFIDENTIAL



Energy to Serve Your World™

INVOICE

January 3, 2007

Gulf Power Company
Attn: Charlotte Curl

Re: NYMEX settlement for January 2007

Please pay the amount due of \$1,063,462.27 on January 4, 2007

This payment should be electronically transferred by wire or ACH to the following account:

^A
Wire instructions:

Bank of America
Dallas, TX

1 **Account #:** [REDACTED]

2 **ABA #:** [REDACTED]

ACH instructions:

Bank of America
Dallas, TX

3 **Account #:** [REDACTED]

4 **ABA #:** [REDACTED]

Please see attached for the invoice detail.

If you have any questions, please contact Traci Adair at (205) 257-6561.

CONFIDENTIAL

Invoice for	GULF for the	NYMEX	Settlement	for Feb 2007	1/31/2007
Totals by					
Counter Party	Swap Total	Option Total	Counter Party Total		
BANKAMER	(58,070.00)		(58,070.00)		
BARCLAYS	(87,310.00)		(87,310.00)		
CIBC	(473,540.00)		(473,540.00)		
DEUTSCHE	(89,980.00)		(89,980.00)		
JPMORGAN	(138,330.00)		(138,330.00)		
MTSUI	(191,780.00)		(191,780.00)		
Suisse	(78,050.00)		(78,050.00)		
Total for GULF	(1,087,040.00)		(1,087,040.00)		

Totals by Hedge Month		
Jan-07	1	177,640.00
Feb-07	1	919,400.00
	2	(1,087,040.00)

\$1,087,040.00 SCS Receivable from GULF Southern Co. Services Bank of America Dallas, Texas

Bank Account Info

OpCo	ContractID	Swap Deal Detail	DealType	DealNumber	TransactionDate	ContractMonth	HedgeMonth	Quantity	CPPI	CPNdx	CPAdd	CPMult	CPSettlePrice	SoCoPr	SoCoNdx	SoCoAdd	SoCoMult	SoCoSettlePrice	SoCoSettleAmount
GULF	50	BANKAMER	Swap	2006.3804	9/20/2006 18:24	7-Feb	7-Jan	10000		NYMEX LD									-10,330.00
GULF	50	BANKAMER	Swap	2006.38223	12/8/2006 19:18	7-Feb	7-Jan	20000		NYMEX LD									-15,880.00
GULF	50	BANKAMER	Swap	2006.38288	12/27/2006 19:37	7-Feb	7-Jan	60000		NYMEX LD									42,720.00
GULF	50	BANKAMER	Swap	2007.38327	1/8/2007 15:17	7-Feb	7-Jan	10000		NYMEX LD									-4,070.00
GULF	50	BANKAMER	Swap	2007.38385	1/23/2007 15:30	7-Feb	7-Jan	20000		NYMEX LD									11,969.00
GULF	50	BARCLAYS	Swap	2006.37955	9/11/2006 18:58	7-Feb	7-Jan	10000		NYMEX LD									-23,330.00
GULF	50	BARCLAYS	Swap	2006.38265	12/29/2006 19:58	7-Feb	7-Jan	10000		NYMEX LD									530
GULF	50	BARCLAYS	Swap	2007.38338	1/10/2007 15:50	7-Feb	7-Jan	10000		NYMEX LD									-2,670.00
GULF	50	BARCLAYS	Swap	2007.38372	1/22/2007 18:41	7-Feb	7-Jan	20000		NYMEX LD									6,860.00
GULF	50	CIBC	Swap	2006.38018	9/18/2006 15:17	7-Feb	7-Jan	10000		NYMEX LD									-10,830.00
GULF	50	CIBC	Swap	2006.38238	12/15/2006 18:15	7-Feb	7-Jan	20000		NYMEX LD									-11,560.00
GULF	50	CIBC	Swap	2006.38248	12/18/2006 4:58	7-Feb	7-Jan	20000		NYMEX LD									-11,360.00
GULF	50	CIBC	Swap	2006.38271	12/21/2006 21:54	7-Feb	7-Jan	20000		NYMEX LD									-460
GULF	50	CIBC	Swap	2007.38344	1/11/2007 15:53	7-Feb	7-Jan	10000		NYMEX LD									-3,970.00
GULF	50	CIBC	Swap	2007.38362	1/18/2007 18:36	7-Feb	7-Jan	20000		NYMEX LD									-12,540.00
GULF	50	CIBC	Swap	2007.38403	1/25/2007 18:09	7-Feb	7-Jan	20000		NYMEX LD									6,660.00
GULF	50	DEUTSCHE	Swap	2007.38357	1/17/2007 15:22	7-Feb	7-Jan	20000		NYMEX LD									-7,340.00
GULF	50	DEUTSCHE	Swap	2007.38414	1/26/2007 15:31	7-Feb	7-Jan	30000		NYMEX LD									4,590.00
GULF	50	JPMORGAN	Swap	2006.38231	12/19/2006 19:04	7-Feb	7-Jan	50000		NYMEX LD									-44,150.00
GULF	50	JPMORGAN	Swap	2007.38332	1/9/2007 15:32	7-Feb	7-Jan	10000		NYMEX LD									-5,770.00
GULF	50	JPMORGAN	Swap	2007.38349	1/12/2007 15:41	7-Feb	7-Jan	60000		NYMEX LD									-30,360.00
GULF	50	JPMORGAN	Swap	2007.38367	1/19/2007 21:21	7-Feb	7-Jan	30000		NYMEX LD									-7,110.00
GULF	50	MTSUI	Swap	2006.37978	9/13/2006 13:55	7-Feb	7-Jan	10000		NYMEX LD									-19,830.00
GULF	50	MTSUI	Swap	2006.38205	12/4/2006 18:42	7-Feb	7-Jan	30000		NYMEX LD									-32,180.00
GULF	50	MTSUI	Swap	2006.38255	12/19/2006 21:14	7-Feb	7-Jan	30000		NYMEX LD									-8,340.00
GULF	50	MTSUI	Swap	2006.38292	12/27/2006 19:45	7-Feb	7-Jan	50000		NYMEX LD									36,850.00
GULF	50	MTSUI	Swap	2007.38323	1/5/2007 18:00	7-Feb	7-Jan	20000		NYMEX LD									-22,288.00
GULF	50	MTSUI	Swap	2007.38353	1/16/2007 18:40	7-Feb	7-Jan	20000		NYMEX LD									-5,240.00
GULF	50	MTSUI	Swap	2007.38394	1/24/2007 18:03	7-Feb	7-Jan	10000		NYMEX LD									5,230.00
GULF	50	MTSUI	Swap	2007.38428	1/29/2007 15:44	7-Feb	7-Jan	40000		NYMEX LD									13,320.00
GULF	50	Suisse	Swap	2006.37999	9/14/2006 15:46	7-Feb	7-Jan	10000		NYMEX LD									-14,930.00

OpCo	ContractID	Option Deafe CounterParty Total:	DealType	BuySell	DealNumber	TransactionDate	ContractMonth	HedgeMonth	Quantity	StrikePrice	SettlePrice	SettlementNdx	StrikeFlag	SettleAmount	Jan Hedge	SettleAmount
GULF	50	BANKAMER	Swap		2006.37285	5/25/2006 18:44	7-Feb	7-Feb	20000							-58,880.00
GULF	50	BANKAMER	Swap		2006.37785	8/15/2006 20:53	7-Feb	7-Feb	10000							-35,330.00
GULF	50	BANKAMER	Swap		2007.3843	1/29/2007 18:53	7-Feb	7-Feb	50000							10,400.00
GULF	50	BARCLAYS	Swap		2006.38675	1/9/2006 18:38	7-Feb	7-Feb	10000							-29,330.00
GULF	50	BARCLAYS	Swap		2006.38806	3/8/2006 17:29	7-Feb	7-Feb	10000							-29,230.00
GULF	50	BARCLAYS	Swap		2007.38369	1/23/2007 19:28	7-Feb	7-Feb	30000							19,590.00
GULF	50	BARCLAYS	Swap		2007.38422	1/26/2007 21:05	7-Feb	7-Feb	10000							1,330.00
GULF	50	CIBC	Swap		2005.3659	12/27/2005 16:03	7-Feb	7-Feb	60000							-274,980.00
GULF	50	CIBC	Swap		2006.38643	1/4/2006 17:35	7-Feb	7-Feb	20000							-85,660.00
GULF	50	CIBC	Swap		2006.38663	1/5/2006 19:08	7-Feb	7-Feb	20000							81,660.00
GULF	50	CIBC	Swap		2007.38381	1/22/2007 21:08	7-Feb	7-Feb	20000							8,660.00
GULF	50	CIBC	Swap		2007.38418	1/28/2007 17:50	7-Feb	7-Feb	20000							4,260.00
GULF	50	DEUTSCHE	Swap		2006.36982	1/19/2006 20:40	7-Feb	7-Feb	10000							-38,780.00
GULF	50	DEUTSCHE	Swap		2006.37536	7/8/2006 18:29	7-Feb	7-Feb	10000							-25,030.00
GULF	50	DEUTSCHE	Swap		2006.37584	7/17/2006 17:42	7-Feb	7-Feb	10000							-28,330.00
GULF	50	DEUTSCHE	Swap		2007.38389	1/24/2007 19:31	7-Feb	7-Feb	10000							4,930.00
GULF	50	JPMORGAN	Swap		2006.37588	7/18/2006 20:04	7-Feb	7-Feb	10000							-23,130.00
GULF	50	JPMORGAN	Swap		2006.37758	8/11/2006 17:45	7-Feb	7-Feb	10000							-36,730.00
GULF	50	JPMORGAN	Swap		2007.38376	1/23/2007 19:24	7-Feb	7-Feb	10000							2,830.00
GULF	50	JPMORGAN	Swap		2007.3841	1/25/2007 19:04	7-Feb	7-Feb	30000							8,090.00
GULF	50	MTSUI	Swap		2005.36614	12/27/2005 20:58	7-Feb	7-Feb	20000							-86,660.00
GULF	50	MTSUI	Swap		2006.38782	2/8/2006 19:44	7-Feb	7-Feb	10000							-37,830.00
GULF	50	MTSUI	Swap		2006.37253	5/24/2006 14:44	7-Feb	7-Feb	10000							-34,830.00
GULF	50	Suisse	Swap		2006.37701	8/1/2006 16:41	7-Feb	7-Feb	10000							-40,330.00
GULF	50	Suisse	Swap		2006.37728	8/4/2006 18:47	7-Feb	7-Feb	10000							-35,830.00
GULF	50	Suisse	Swap		2007.38434	1/29/2007 19:04	7-Feb	7-Feb	80000							13,040.00

OpCo	ContractID	Option Deafe CounterParty Total:	DealType	BuySell	DealNumber	TransactionDate	ContractMonth	HedgeMonth	Quantity	StrikePrice	SettlePrice	SettlementNdx	StrikeFlag	SettleAmount	Feb Hedge	SettleAmount
TOTALS																

JAN 2007

DR = 40427-547-00004

CR = 231-00704

DR = 182-00550

CR = 231-00704

7 \$ 177,640.00

7 \$ 919,400.00

CONFIDENTIAL

Counter Party	Swap Total	Option Total	Counter Party Total
BANKAMER	(58,070.00)		(58,070.00)
BARCLAYS	(87,310.00)		(87,310.00)
CIBC	(473,540.00)		(473,540.00)
DEUTSCHE	(80,960.00)		(80,960.00)
JPMORGAN	(130,330.00)		(130,330.00)
MITSUI	(191,780.00)		(191,780.00)
Suisse	(78,050.00)		(78,050.00)
Total for GULF	(1,097,040.00)		(1,097,040.00)

Totals by Hedge Month
 Jan-07 1 177,840.00
 Feb-07 3 819,400.00
 4 1,097,040.00

JAN 2007
 ORC
 CRC

A

B

C

D

E

SCS Receivable from GULF
 Southern Co. Services
 Bank of America
 Dallas, Texas

Bank Account Info
 [REDACTED]

1
2

0282

OpCo	ContractID	CounterParty	DealType	DealNumber	TransactionDate	ContractMonth	HedgeMonth	Quantity	CPPrfx	CPNdx	CPAdd	CPMult	CPSettlePrice	SoCoPrice	SoCoNdx	SoCoAdd	SoCoMult	SoCoSettlePrice	SoCoSettleAmount
GULF	50 BANKAMER	50 BANKAMER	Swap	2006.37285	5/25/2006 18:44	7-Feb	7-Feb	20000		NYMEX LD									-56,860.00
GULF	50 BANKAMER	50 BANKAMER	Swap	2006.37785	8/15/2006 20:53	7-Feb	7-Feb	10000		NYMEX LD									-35,330.00
GULF	50 BANKAMER	50 BANKAMER	Swap	2006.38044	9/20/2006 18:24	7-Feb	7-Jan	10000		NYMEX LD									-10,330.00
GULF	50 BANKAMER	50 BANKAMER	Swap	2006.38223	12/8/2006 19:16	7-Feb	7-Jan	20000		NYMEX LD									-15,660.00
GULF	50 BANKAMER	50 BANKAMER	Swap	2006.38288	12/27/2006 19:37	7-Feb	7-Jan	60000		NYMEX LD									42,720.00
GULF	50 BANKAMER	50 BANKAMER	Swap	2007.38327	1/8/2007 15:17	7-Feb	7-Jan	10000		NYMEX LD									-4,070.00
GULF	50 BANKAMER	50 BANKAMER	Swap	2007.38385	1/23/2007 15:30	7-Feb	7-Jan	20000		NYMEX LD									11,060.00
GULF	50 BANKAMER	50 BANKAMER	Swap	2007.38443	1/29/2007 18:53	7-Feb	7-Feb	60000		NYMEX LD									10,400.00
		BANKAMER Total:																	-58,070.00
GULF	50 BARCLAYS	50 BARCLAYS	Swap	2006.38675	1/8/2006 18:36	7-Feb	7-Feb	10000		NYMEX LD									-39,330.00
GULF	50 BARCLAYS	50 BARCLAYS	Swap	2006.38688	3/8/2006 17:29	7-Feb	7-Feb	10000		NYMEX LD									-29,230.00
GULF	50 BARCLAYS	50 BARCLAYS	Swap	2006.37955	9/11/2006 18:56	7-Feb	7-Jan	10000		NYMEX LD									-23,330.00
GULF	50 BARCLAYS	50 BARCLAYS	Swap	2006.38285	12/20/2006 19:58	7-Feb	7-Jan	10000		NYMEX LD									-530
GULF	50 BARCLAYS	50 BARCLAYS	Swap	2007.38338	1/10/2007 15:50	7-Feb	7-Jan	10000		NYMEX LD									-2,870.00
GULF	50 BARCLAYS	50 BARCLAYS	Swap	2007.38372	1/22/2007 16:41	7-Feb	7-Jan	20000		NYMEX LD									8,860.00
GULF	50 BARCLAYS	50 BARCLAYS	Swap	2007.38389	1/23/2007 19:29	7-Feb	7-Feb	30000		NYMEX LD									19,590.00
GULF	50 BARCLAYS	50 BARCLAYS	Swap	2007.38422	1/26/2007 21:05	7-Feb	7-Feb	10000		NYMEX LD									1,330.00
		BARCLAYS Total:																	-67,310.00
GULF	50 CIBC	50 CIBC	Swap	2005.3659	12/27/2005 16:03	7-Feb	7-Feb	60000		NYMEX LD									-274,980.00
GULF	50 CIBC	50 CIBC	Swap	2006.38643	1/4/2006 17:35	7-Feb	7-Feb	20000		NYMEX LD									-85,860.00
GULF	50 CIBC	50 CIBC	Swap	2006.38663	1/5/2006 19:08	7-Feb	7-Feb	20000		NYMEX LD									-81,660.00
GULF	50 CIBC	50 CIBC	Swap	2006.38018	9/18/2006 15:17	7-Feb	7-Jan	10000		NYMEX LD									-10,930.00
GULF	50 CIBC	50 CIBC	Swap	2006.38238	12/15/2006 18:18	7-Feb	7-Jan	20000		NYMEX LD									-11,560.00
GULF	50 CIBC	50 CIBC	Swap	2006.38246	12/18/2006 4:58	7-Feb	7-Jan	20000		NYMEX LD									-11,260.00
GULF	50 CIBC	50 CIBC	Swap	2006.38271	12/21/2006 21:54	7-Feb	7-Jan	20000		NYMEX LD									-480
GULF	50 CIBC	50 CIBC	Swap	2007.38344	1/11/2007 15:53	7-Feb	7-Jan	10000		NYMEX LD									-3,970.00
GULF	50 CIBC	50 CIBC	Swap	2007.38382	1/18/2007 18:36	7-Feb	7-Jan	20000		NYMEX LD									-12,540.00
GULF	50 CIBC	50 CIBC	Swap	2007.38381	1/22/2007 21:08	7-Feb	7-Feb	20000		NYMEX LD									8,860.00
GULF	50 CIBC	50 CIBC	Swap	2007.38403	1/25/2007 19:09	7-Feb	7-Jan	20000		NYMEX LD									6,860.00
GULF	50 CIBC	50 CIBC	Swap	2007.38418	1/26/2007 17:50	7-Feb	7-Feb	20000		NYMEX LD									4,260.00
		CIBC Total:																	-473,540.00
GULF	50 DEUTSCHE	50 DEUTSCHE	Swap	2006.38692	1/12/2006 20:40	7-Feb	7-Feb	10000		NYMEX LD									-38,780.00
GULF	50 DEUTSCHE	50 DEUTSCHE	Swap	2006.37536	7/6/2006 16:28	7-Feb	7-Feb	10000		NYMEX LD									-25,630.00
GULF	50 DEUTSCHE	50 DEUTSCHE	Swap	2006.37584	7/17/2006 17:42	7-Feb	7-Feb	10000		NYMEX LD									-28,330.00
GULF	50 DEUTSCHE	50 DEUTSCHE	Swap	2007.38357	1/17/2007 15:22	7-Feb	7-Jan	20000		NYMEX LD									-7,340.00
GULF	50 DEUTSCHE	50 DEUTSCHE	Swap	2007.38309	1/24/2007 19:31	7-Feb	7-Feb	10000		NYMEX LD									4,930.00
GULF	50 DEUTSCHE	50 DEUTSCHE	Swap	2007.38414	1/28/2007 15:31	7-Feb	7-Jan	30000		NYMEX LD									4,590.00
		DEUTSCHE Total:																	-89,960.00
GULF	50 JPMORGAN	50 JPMORGAN	Swap	2006.37596	7/18/2006 20:04	7-Feb	7-Feb	10000		NYMEX LD									-23,130.00
GULF	50 JPMORGAN	50 JPMORGAN	Swap	2006.37758	8/11/2006 17:45	7-Feb	7-Feb	10000		NYMEX LD									-36,730.00
GULF	50 JPMORGAN	50 JPMORGAN	Swap	2006.38231	12/13/2006 18:04	7-Feb	7-Jan	50000		NYMEX LD									-44,150.00
GULF	50 JPMORGAN	50 JPMORGAN	Swap	2007.38332	1/9/2007 15:32	7-Feb	7-Jan	10000		NYMEX LD									-5,770.00
GULF	50 JPMORGAN	50 JPMORGAN	Swap	2007.38349	1/12/2007 15:41	7-Feb	7-Jan	60000		NYMEX LD									-30,360.00
GULF	50 JPMORGAN	50 JPMORGAN	Swap	2007.38387	1/19/2007 21:21	7-Feb	7-Jan	30000		NYMEX LD									-7,110.00
GULF	50 JPMORGAN	50 JPMORGAN	Swap	2007.38376	1/22/2007 19:24	7-Feb	7-Feb	10000		NYMEX LD									2,830.00
GULF	50 JPMORGAN	50 JPMORGAN	Swap	2007.3841	1/25/2007 19:04	7-Feb	7-Feb	30000		NYMEX LD									8,090.00
		JPMORGAN Total:																	-128,330.00
GULF	50 MITSUI	50 MITSUI	Swap	2005.36614	12/27/2005 20:58	7-Feb	7-Feb	20000		NYMEX LD									-86,660.00
GULF	50 MITSUI	50 MITSUI	Swap	2006.38782	2/8/2006 19:44	7-Feb	7-Feb	10000		NYMEX LD									-37,830.00
GULF	50 MITSUI	50 MITSUI	Swap	2006.37253	5/24/2006 14:44	7-Feb	7-Feb	10000		NYMEX LD									-34,830.00
GULF	50 MITSUI	50 MITSUI	Swap	2006.37976	8/13/2006 13:55	7-Feb	7-Jan	10000		NYMEX LD									-19,830.00
GULF	50 MITSUI	50 MITSUI	Swap	2006.38206	12/4/2006 16:42	7-Feb	7-Jan	30000		NYMEX LD									-32,190.00
GULF	50 MITSUI	50 MITSUI	Swap	2006.38255	12/19/2006 21:14	7-Feb	7-Jan	30000		NYMEX LD									-8,340.00
GULF	50 MITSUI	50 MITSUI	Swap	2006.38282	12/27/2006 19:45	7-Feb	7-Jan	50000		NYMEX LD									36,850.00
GULF	50 MITSUI	50 MITSUI	Swap	2007.38323	1/5/2007 18:00	7-Feb	7-Jan	30000		NYMEX LD									-22,280.00
GULF	50 MITSUI	50 MITSUI	Swap	2007.38353	1/18/2007 18:40	7-Feb	7-Jan	20000		NYMEX LD									-5,240.00
GULF	50 MITSUI	50 MITSUI	Swap	2007.38364	1/24/2007 18:03	7-Feb	7-Jan	10000		NYMEX LD									5,230.00
GULF	50 MITSUI	50 MITSUI	Swap	2007.38426	1/29/2007 15:44	7-Feb	7-Jan	40000		NYMEX LD									13,320.00
		MITSUI Total:																	-191,780.00
GULF	50 Suisse	50 Suisse	Swap	2006.37701	8/1/2006 18:41	7-Feb	7-Feb	10000		NYMEX LD									-40,330.00
GULF	50 Suisse	50 Suisse	Swap	2006.37728	8/4/2006 18:47	7-Feb	7-Feb	10000		NYMEX LD									-35,830.00
GULF	50 Suisse	50 Suisse	Swap	2006.37969	9/14/2006 15:48	7-Feb	7-Jan	10000		NYMEX LD									-14,830.00
GULF	50 Suisse	50 Suisse	Swap	2007.38434	1/29/2007 19:04	7-Feb	7-Feb	60000		NYMEX LD									13,040.00
		Suisse Total:																	-78,050.00

OpCo



Energy to Serve Your WorldSM

INVOICE

February 1, 2007

**Gulf Power Company
Attn: Charlotte Curl**

Re: NYMEX settlement for February 2007

Please pay the amount due of \$1,097,040.00 on February 5, 2007

This payment should be electronically transferred by wire or ACH to the following account:

A

Wire instructions:

Bank of America
Dallas, TX

1 Account #: [REDACTED]
2 ABA #: [REDACTED]

ACH instructions:

Bank of America
Dallas, TX

3 Account #: [REDACTED]
4 ABA #: [REDACTED]

Please see attached for the invoice detail.

If you have any questions, please contact Traci Adair at (205) 257-6561.

CONFIDENTIAL



Energy to Serve Your World

To: SCS Treasury

SCS Treasury Request for Payment

Company Name - Gulf Power
Acct# 3751527855

A
Payee Data

B

Name Southern Company Gas Billings	
Bank Name & ABA # Bank of America & [REDACTED] / 2/5/2007 C/C	
Account # [REDACTED]	
Payment Amount \$1,097,040	Desired Payment Date 02/05/2007

Wire Reference Information

Description of Expenditure

Nymex Settlement for February 2007

Accounting Information

Perf RCN	CT	Activity	EWO	Project	Loc	FERC	Sub	Receiv RCN	Amount
						234	00704		1,097,040.00
Total Payment Amount									\$ 1,097,040.00

Toni Heman
2/5/07 *OK to pay*

CONFIDENTIAL

Payment Requested By <i>[Signature]</i>	Job Title Fuel Manager	Date Signed 2/1/07
Payment Approved By <i>[Signature]</i>	Job Title Vice President & CFO	Date Signed 2/2/07

Invoice for		SYSTEM - PPLR	Gas Daily	Settlement	for Jan 2007
Totals by					
Operating Co.	Peak Period Load Ratio		Operating Co. Total		
APC	33.7461%	\$	(10,116.40)		
GPC	44.4690%	\$	(25,101.08)		
GULF	4.9070%	\$	(3,912.72)		
MPC	5.9919%	\$	(3,980.76)		
SPC	7.8831%	\$	(4,465.87)		
Total	100.0000%	\$	(56,648.63)		

\$8,648.63 SCS Receivable from OPCOs
Allocated by Peak Period Load Ratio

OpCo	ContractID	Swap Deal Detail	DealType	DealNumber	TransactionDate	StartDate	EndDate	Quantity	CPPrice	CPNdx	CPAdd	CPMkt	CPSettlePrice	SoCoPrice	SoCoNdx	SoCoAdd	SoCoMkt	SoCoSettlePrice	SoCoSettleAmount
System - PPLR Allocatio	100	MITSUI	Swap	2006.38268		12/21/2006 21:21	1/1/2007 7:00	2/1/2007 8:00	38750	Gas Dly									-56,648.63

A B C D

JAN 2007

DR = 46427 - 547 - 00004 } \$ 3,912.72
 CR = 234 - 00704

0290

CONFIDENTIAL

Invoice for	SYSTEM - PPLR		Gas Daily	Settlement	for Jan 2007
Totals by					
Operating Co.	Peak Period Load Ratio		Operating Co. Total		
APC	33.7491%		\$	(19,118.40)	
QPC	44.4890%		\$	(26,191.08)	
QLLF	8.9070%		\$	(3,912.72)	
MPC	8.9819%		\$	(3,980.74)	
SPC	7.8831%		\$	(4,465.67)	
Total	100.0000%		\$	(58,648.63)	

SCS Receivable from DPCOs
Allocated by Peak Period Load Ratio

A

B

C

D

OpCo	ContractID	Swap Deal Detail CounterParty	DealType	DealNumber	TransactionDate	StartDate	EndDate	Quantity	CPPrice	CPNdx	CPAdd	CPMLN	CPSettlePrice	SoCoPrice	SoCoNdx	SoCoAdd	SoCoMult	SoCoSettlePrice	SoCoSettleAmount
System - PPLR Allocated		100 MTSU	Swap	2006.38268		12/21/2006 21:21	1/1/2007 7:00	2/1/2007 6:00	38750	Gas Dly									-58,648.63

0291

CONFIDENTIAL



Energy to Serve Your WorldSM

INVOICE

February 2, 2007

**Gulf Power Company
Attn: Charlotte Curl**

Re: Gas Daily settlement for January 2007

Please pay the amount due of \$3,912.72 on February 7, 2007

This payment should be electronically transferred by wire or ACH to the following account:

^A
Wire instructions:
Bank of America
Dallas, TX
1 Account #: [REDACTED]
2 ABA #: [REDACTED]

ACH instructions:
Bank of America
Dallas, TX
3 Account #: [REDACTED]
4 ABA #: [REDACTED]

Please see attached for the invoice detail.

If you have any questions, please contact Traci Adair at (205) 257-6561.

CONFIDENTIAL

Invoice

Southern Company Services, Inc.
Transmission Financial & Accounting Services



600 North 18th Street
PCC Corporate Headquarters
Birmingham, AL 35203

Gulf Power Company
ATTN: Amanda L. Diamond
One Energy Place
Pensacola, Florida 32520-0714

ADIAMOND@southernco.com; JAVANNOR@southernco.com
Phone: 850-444-6577

June 25, 2007

Southern Company Services, Inc., acting solely as agent for Alabama Power Company, Georgia Power Company, Gulf Power Company, and Mississippi Power Company and in accordance with rate schedules on file with Federal Energy Regulatory Commission:

We charge your account as follows for Open Access Transmission Tariff (OATT) True-Up Refund Reimbursements for transmission service under the Tariff from January 1, 2006 to December 31, 2006.

Refund Payout to Customers on June 29, 2007

OATT Refund Reimbursement

Refund due to 2006 Annual Rate True-Up	\$ 50,077.07
Interest	\$ 3,870.10

NET DUE SOUTHERN \$ 53,947.17

Transmission refund payment due June 28, 2007.

A

Remit via wire transfer (Including INVOICE NO. OATTREFUND-062007-GULF) to:

1 Financial Institution:	Bank of America, Dallas, TX
2 ABA Number:	ACH: [REDACTED]
	Wire: [REDACTED]
For Credit to:	TPO - Transmission
3 Account Number:	[REDACTED]

For questions regarding Refund Costs, please contact Merry Lou Brasfield at (205) 257-5724.

Summary of Option Transactions
 For the Month of January 2007
 Options Sold

A

B

Power Counterparty	contract	MW	Call or Put	Period Covered	hour	rate	Amount	Book	2007 PPLR					Total	
									Alabama	Georgia	Gulf	Mississippi	SPC		
NCMPA1 2006.10787 (SPC ONLY)	EEl - Meter		strip	1/01/07 - 1/31/07	1 - 24		\$ 105,500.00	Market	\$ 105,500.00					\$ 105,500.00	\$ 105,500.00
NCEMC 2006.12213 (SPC ONLY)	EEl - Meter		call-dd	1/01/07 - 2/28/07	1 - 24		\$ 233,200.00	Market	\$ 233,200.00					\$ 233,200.00	\$ 233,200.00
WRI 2006.13735	WSPP - Standard	100	call-dd	1/01/07 - 1/31/07	1 - 24	\$3.23/MWh	\$ 240,000.00	System	\$ 240,000.00	\$ 60,841.12	\$ 106,128.48	\$ 18,586.44	\$ 15,351.84	\$ 21,042.08	\$ 240,000.00
AEC 2006.19432	Market Based - Standard	50	call-dd	1/01/07 - 1/31/07	1 - 24	\$3.29/MWh	\$ 122,500.00	System	\$ 122,500.00	\$ 41,262.86	\$ 54,189.75	\$ 8,471.12	\$ 7,835.84	\$ 10,780.85	\$ 122,500.00
SCEO 2007.02073	WSPP - Standard	100	call-dd	1/31/07 - 1/31/07	1 - 24	\$4.17/MWh	\$ 10,000.00	System	\$ 10,000.00	\$ 3,364.38	\$ 4,422.02	\$ 891.52	\$ 439.66	\$ 878.42	\$ 10,000.00
										\$ 125,472.18	\$ 164,720.25	\$ 25,759.12	\$ 23,827.34	\$ 371,421.15	\$ 711,200.00
							\$ 711,200.00			\$ 125,472.18	\$ 164,720.25	\$ 25,759.12	\$ 23,827.34	\$ 371,421.15	\$ 711,200.00

Option \$ 711,200.00
 Capacity \$ 711,200.00

0329

Summary of Option Transactions
For the Month of February 2007
Options Sold

A

B

Power Counterparty	Contract	MW	Call or Put	Period Covered	hour	Rate	Amount	Book	2007 PPLR						Total
									33.6434%	44.2202%	6.8182%	6.3868%	6.7842%	100.0000%	
									Alabama	Georgia	Ouff	Mississippi	SFC		
NCMPA1 2006.10787 (SFC ONLY)	EEL - Master		strip	2/1/07 - 2/28/07	1 - 24		\$ 114,800.00	Market	\$ 114,800.00					\$ 105,900.00	\$ 105,900.00
NCCEMC 2006.12213 (SFC ONLY)	EEL - Master		call-dd	2/1/07 - 2/28/07	1 - 24		\$ 233,200.00	Market	\$ 233,200.00					\$ 233,200.00	\$ 233,200.00
WRN 2006.13736	WSP - Standard	100	call-dd	2/1/07 - 2/28/07	1 - 24	23.23MWh	\$ 240,000.00	System	\$ 240,000.00	\$ 88,841.12	\$ 106,128.48	\$ 16,886.48	\$ 15,351.84	\$ 21,082.08	\$ 240,000.00
AEC 2007.02089	Market Based - Standard	50	call-dd	2/1/07 - 2/28/07	1 - 24	32.45MWh	\$ 122,500.00	System	\$ 122,500.00	\$ 41,262.64	\$ 54,169.76	\$ 6,471.12	\$ 7,838.54	\$ 10,780.84	\$ 122,500.00
SCEG 2007.02316	EEL - Master	408	strip	2/6/07 - 2/6/07	1 - 24	\$2.40/MWh	\$ 48,920.00	System	\$ 48,920.00	\$ 15,804.44	\$ 20,748.12	\$ 3,244.81	\$ 3,001.28	\$ 4,121.81	\$ 48,920.00
SCEG 2007.02382	WSP - Standard	0	strip	2/1/07 - 2/1/07	1 - 24	\$1.816.00	\$ 1,816.00	System	\$ 1,816.00	\$ 848.04	\$ 848.82	\$ 132.43	\$ 132.48	\$ 168.23	\$ 1,816.00
DUK 2007.02233 (SFC ONLY)	EEL - Master		call-dd	2/6/07 - 2/13/07	4 - 21		\$ 25,000.00	Market	\$ 25,000.00					\$ 25,000.00	\$ 25,000.00
CARGILL 2007.03231	WSP - Standard		put - dd	4/1/07 - 5/31/07	1 - 6 & 23 - 24		\$ 48,800.00	System	\$ 48,800.00	\$ 16,437.88	\$ 21,879.68	\$ 3,374.82	\$ 3,121.54	\$ 4,286.88	\$ 48,800.00
							\$ 822,836.00		\$ 154,990.95	\$ 203,472.82	\$ 31,619.28	\$ 26,432.90	\$ 48,116.18	\$ 822,836.00	
									\$ 137,908.21	\$ 181,046.34	\$ 28,512.21	\$ 26,188.94	\$ 374,844.27	\$ 748,120.00	

NOTE: CARGILL 2007.03231 (sold in Feb) is an April - May option. Payment will be received in April and May - when option is exercised.

Option \$ 75,800.00
Capacity \$ 750,036.00
TOTAL \$ 825,836.00

0330

Summary of Option Transactions
 For the Month of March 2007
 Options Sold

A

B

Power Counterparty	Contract	MW	Call or Put	Period Covered	hour	Strike	Amount	Book	2007 PPLR						Total
									Alabama	Georgia	Gulf	Mississippi	SPC		
NCMPAT 2006.10787 (SPC ONLY)	EEI - Master		strip	3/01/07 - 3/31/07	1 - 24		\$ 114,500.00	Market	\$ 114,500.00	\$ -	\$ -	\$ -	\$ -	\$ 105,500.00	\$ 105,500.00
WRI 2006.13735	WSP - Standard	100	call-odd	3/01/07 - 3/31/07	1 - 24	\$3.23/MWh	\$ 240,000.00	System	\$ 240,000.00	\$ 80,841.12	\$ 106,128.48	\$ 16,596.48	\$ 15,351.84	\$ 21,062.08	\$ 240,000.00
										\$ 80,841.12	\$ 106,128.48	\$ 16,596.48	\$ 15,351.84	\$ 126,582.08	\$ 345,508.00
							\$ 254,500.00			\$ 80,841.12	\$ 106,128.48	\$ 16,596.48	\$ 15,351.84	\$ 126,582.08	\$ 345,500.00

NOTE: CARGILL 2007.03351 (sold in Feb) is an April - May option. Payment will be realized in April and May - when option is exercised.

Option \$
 Capacity \$ 245,500.00
 TOTAL \$ 345,500.00

Summary of Option Transactions
 For the Month of April 2007
 Options Sold

A

B

Power Counterparty	Contract	MW	Call or Put	Period Covered	hour	rate	Amount	Book	2007 PPLR						
									Alabama	Georgia	Gulf	Mississippi	SPC	Total	
NCMPA1 2006.10717 (SPC ONLY)	EEL - Master		strip	4/01/07 - 4/30/07	1 - 24		\$ 114,500.00	Market	\$ 114,500.00					\$ 105,500.00	\$ 105,500.00
WRI 2006.13735	WSP - Standard	100	call-od	4/01/07 - 4/30/07	1 - 24	\$3.23/MWh	\$ 240,000.00	System	\$ 240,000.00	\$ 80,841.12	\$ 106,128.48	\$ 16,596.48	\$ 15,351.84	\$ 21,982.08	\$ 240,000.00
										\$ 80,841.12	\$ 106,128.48	\$ 16,596.48	\$ 15,351.84	\$ 126,582.08	\$ 345,500.00
							\$ 354,500.00			\$ 80,841.12	\$ 106,128.48	\$ 16,596.48	\$ 15,351.84	\$ 126,582.08	\$ 345,500.00

NOTE: CARGILL 2007.02331 (sold in Feb) is an April - May option. Payment will be realized in April and May - when option is exercised.

Option \$
 Capacity \$ 345,500.00
 TOTAL \$ 345,500.00

0332

Summary of Option Transactions
 For the Month of May 2007
 Options Sold

Power Counterparty	Contract	MW	Call or Put	Period Covered	hour	rate	Amount	Book	2007 PPLR						Total
									33.6858%	44.2202%	6.6152%	6.3966%	8.7842%	100.0000%	
									Alabama	Georgia	Gulf	Mississippi	SPC		
NCMPA 2006.10787 (SPC ONLY)	EEL - Master		strip	5/01/07 - 5/31/07	1 - 24		\$ 114,500.00	Market	\$ 114,500.00					\$ 114,500.00	\$ 114,500.00
WRI 2006.13735	WSPF - Standard	100	call-odd	5/01/07 - 5/31/07	1 - 24	\$3.23/MWh	\$ 240,000.00	System	\$ 240,000.00	\$ 40,841.12	\$ 106,126.44	\$ 16,596.48	\$ 15,351.84	\$ 21,082.08	\$ 240,000.00
AEC 2007.04494	Miscellaneous - Standard	100	call-odd	5/01/07 - 5/31/07	1 - 24	\$3.47/MWh	\$ 250,000.00	System	\$ 250,000.00	\$ 44,209.50	\$ 110,550.50	\$ 17,284.00	\$ 15,991.50	\$ 21,960.50	\$ 250,000.00
REMC 2007.05711	WSPF - Standard		put-odd	6/01/07 - 6/30/07	1 - 24 & 23 - 24		\$ 24,000.00	System	\$ 24,000.00	\$ 6,094.11	\$ 10,812.85	\$ 1,858.65	\$ 1,535.18	\$ 2,108.21	\$ 24,000.00
							\$ 628,500.00		\$ 173,134.73	\$ 227,291.83	\$ 35,544.13	\$ 32,878.52	\$ 159,650.79	\$ 628,500.00	

NOTE: CARGILL 2007.02931 (sold in Feb) is an April - May option. Payment will be realized in April and May - when option is exercised. Half was realized in April, and the remainder will be realized in May.

NOTE: REMC 2007.06711 (sold in May) is a put option that will be realized in June - when exercised.

Option \$ 24,000.00
 Capacity \$ 604,500.00
 TOTAL \$ 628,500.00

Summary of Option Transactions
 For the Month of June 2007
 Options Sold

A

B

Power Counterparty	Contract	MW	Call or Put	Period Covered	hour	rate	Amount	Book	2007 PPLR						
									Alabama	Georgia	GuW	Mississippi	SPC	Total	
WRI 2006.13738	WSPP - Standard	100	call-dd	6/01/07 - 6/30/07	1 - 24	\$3.23/MWh	\$ 240,000.00	System	\$ 240,000.00	\$ 80,841.12	\$ 106,128.48	\$ 18,596.48	\$ 15,351.84	\$ 21,082.08	\$ 240,000.00
AEC 2007.05614	Market Based - Standard	100	call-dd	6/01/07 - 6/30/07	1 - 24	\$3.86/MWh	\$ 285,000.00	System	\$ 285,000.00	\$ 95,996.83	\$ 126,027.57	\$ 19,704.32	\$ 18,290.31	\$ 25,034.97	\$ 285,000.00
NCMPA1 2007.06672 (GPC Only)	EE1 Master - Standard		strip	6/01/07 - 6/30/07	1 - 24		\$300,000.00	Market	\$ 300,000.00	\$ -	\$ 300,000.00	\$ -	\$ -	\$ -	\$ 300,000.00
Total							\$ 825,000.00		\$ 176,839.95	\$ 532,156.05	\$ 38,304.80	\$ 33,542.15	\$ 46,117.05	\$ 825,000.00	

NOTE: NEMC 2007.06711 (sold in May) is a put option to be renthred by Auto - when exercised.

Option \$
 Capacity \$ 825,000.00
 TOTAL \$ 825,000.00

Summary of Option Transactions
 For the Month of July 2007
 Options Sold

A

B

Power Counterparty	Contract	MW	Call or Put	Period Covered	hour	rate	Amount	Book	2007 PPLR						Total
									73.6636%	44.2202%	6.8152%	6.3986%	6.7442%	100.0000%	
WRI 2006.13735	WSPP - Standard	100	call-td	7/61/07 - 7/31/07	1-24	\$3.23/MWh	\$ 240,000.00	System	\$ 240,000.00	\$ 65,841.12	\$ 106,126.48	\$ 19,598.48	\$ 15,351.64	\$ 21,082.04	\$ 240,000.00
AEC 2007.06638	Market Based - Standard	100	call-td	7/61/07 - 7/30/07	1-24	\$4.37/MWh	\$ 83,850.00	System	\$ 83,850.00	\$ 28,243.97	\$ 17,078.94	\$ 5,706.40	\$ 5,363.55	\$ 7,366.55	\$ 83,850.00
ICAP ALI 2007.06472 (GPC Only)	EEL Master - Standard		strip	7/61/07 - 7/31/07	1-24		\$ 300,000.00	Market	\$ 300,000.00	\$ -	\$ 300,000.00	\$ -	\$ -	\$ -	\$ 300,000.00
AEC 2007.07118	Market Based - Standard	100	call-td	7/6/07 - 7/26/07	1-24	\$3.23/MWh	\$ 63,096.00	System	\$ 63,096.00	\$ 30,615.96	\$ 27,488.53	\$ 4,282.99	\$ 3,971.97	\$ 4,454.55	\$ 63,096.00
AEC 2007.07472	Market Based - Standard	100	call-td	7/23/07 - 7/30/07	1-24	\$3.39/MWh	\$ 62,096.00	System	\$ 62,096.00	\$ 20,915.96	\$ 27,458.53	\$ 4,280.99	\$ 3,971.97	\$ 4,454.55	\$ 62,096.00
AEC 2007.07097	Interchange - Standard	100	call-td	7/6/07 - 7/16/07	1-24	\$3.62/MWh	\$ 73,347.00	System	\$ 73,347.00	\$ 24,719.53	\$ 22,451.96	\$ 5,074.96	\$ 4,994.27	\$ 6,446.40	\$ 73,347.00
Total							\$ 821,427.00		\$ 179,426.43	\$ 530,576.08	\$ 36,057.72	\$ 21,553.90	\$ 45,803.18	\$ 821,427.00	



Option \$ 73,367.00
 Capacity \$ 748,040.00
TOTAL \$ 821,427.00

0335

Summary of Option Transactions
 For the Month of August 2007
 Options Sold

A

B

Power Counterparty	Contract	MW	Call or Put	Period Covered	hour	rate	Amount	Book	2007 PPLR						Total
									33.8438%	44.2202%	6.9152%	6.3966%	8.7842%	100.0000%	
WRI 2008.13735	WSPP - Standard	100	call-dd	8/01/07 - 8/31/07	1 - 24	\$3.23\$/MWh	\$ 240,000.00	System	\$ 240,000.00	\$ 80,841.12	\$ 106,128.48	\$ 16,596.48	\$ 15,251.84	\$ 21,082.08	\$ 240,000.00
AEC 2007.07851	Market Based - Standard	100	call-dd	8/01/07 - 8/31/07	1 - 24	\$3.22/MWh	\$ 239,516.13	System	\$ 239,516.13	\$ 80,878.13	\$ 105,814.51	\$ 18,563.02	\$ 15,320.89	\$ 21,039.58	\$ 239,516.13
NCMPA1 2007.08672 (QPC Only)	EEL Master - Standard		strip	8/01/07 - 8/31/07	1 - 24		\$ 300,000.00	Market	\$ 300,000.00	\$ -	\$ 300,000.00	\$ -	\$ -	\$ -	\$ 300,000.00
SCEG 2007.08338	EEL Master - Standard	309	call-custom	8/15/07 - 8/15/07	1 - 24	\$4.17/MWh	\$ 30,823.99	System	\$ 30,823.99	\$ 10,418.74	\$ 13,878.07	\$ 2,139.15	\$ 1,879.72	\$ 2,717.30	\$ 30,823.99
Total							\$ 810,450.12		\$ 171,938.00	\$ 528,772.00	\$ 35,298.65	\$ 22,651.43	\$ 44,838.96	\$ 810,450.12	

[Redacted Box]

Option \$ -
 Capacity \$ 810,450.12
 TOTAL \$ 810,450.12


0336

Summary of Option Transactions
 For the Month of September 2007
 Options Sold

A

B

Power Counterparty	Contract	MW	Call or Put	Period Covered	hour	rate	Amount	Book	2007 PPLR						
									33.6838%	44.2202%	6.9152%	6.3966%	6.7842%	100.0000%	
									Alabama	Georgia	Gulf	Mississippi	SPC	Total	
WRI 2006.13735	WSPP - Standard	100	call-dd	9/01/07 - 9/30/07	1 - 24	\$3.33/MWhr	\$ 240,000.00	System	\$ 240,000.00	\$ 80,841.12	\$ 106,128.48	\$ 16,596.48	\$ 15,251.84	\$ 21,082.08	\$ 240,000.00
AEC 2007.08817	Market Based - Standard	100	call-dd	9/01/07 - 9/30/07	1 - 24	\$3.13/MWhr	\$ 225,000.00	System	\$ 225,000.00	\$ 75,788.55	\$ 99,495.45	\$ 15,558.20	\$ 14,392.35	\$ 19,764.45	\$ 225,000.00
NCPFA1 2007.08672 (GPC Only)	EEL Master - Standard		strip	9/01/07 - 9/30/07	1 - 24		\$ 300,000.00	Market	\$ 300,000.00	\$ -	\$ 300,000.00	\$ -	\$ -	\$ -	\$ 300,000.00
Total							\$ 765,000.00		\$ 765,000.00	\$ 166,629.67	\$ 505,623.89	\$ 32,165.68	\$ 29,744.18	\$ 40,846.53	\$ 765,000.00



Option \$ -
 Capacity \$ 765,000.00
 TOTAL \$ 765,000.00

0337

Schedule 2
3/3/08

Gulf Contract Coal Supplies

	<u>Supplier</u>	<u>Plant</u>	<u>Quantity (tons)</u>	<u>Heating Value</u>	<u>Price \$/MMBTU</u>	<u>Quantity (BTU)</u>	<u>Cost</u>
1	Peabody CoalSales	Crist & Smith	776,110	12000	A [REDACTED]	9313320000	[REDACTED]
2	Peabody CoalTrade	Crist & Smith	79,634	11700		931717800	
3	Peabody CoalTrade	Crist & Smith	49,960	11675		583283000	
4	The American Coal Co	Crist & Smith	807,794	12000		9693528000	
5	Glencore LTD	Crist & Smith	545,087	11800		6432026600	
6	Interocean Coal Sales	Crist & Smith	651,798	11500		7495677000	
	Weighted Average Price	Crist & Smith			\$2.288	34449552400	\$78,822,664,204
7	Glencore LTD	Daniel (Gulf 50%)	455,115	11800	[REDACTED]	5370357000	[REDACTED]
8	Twentymile Coal Co.	Daniel (Gulf 50%)	141,871	11350		1610235850	
9	Interocean Coal Sales	Daniel (Gulf 50%)	72,338	11300		817419400	
10	Interocean Coal Sales	Daniel (Gulf 50%)	117,168	11000		1288848000	
11	Oxbow Carbon	Daniel (Gulf 50%)	290,937	11700		3403957050	
	Weighted Average Price	Daniel (Gulf 50%)			\$2.615	12490817300	\$32,667,945,638

Gulf Spot Coal Supplies

	<u>Supplier</u>	<u>Plant</u>	<u>Quantity (tons)</u>	<u>Heating Value</u>	<u>Price \$/MMBTU</u>	<u>Quantity (BTU)</u>	<u>Cost</u>
12	Interocean Coal Sales	Crist & Smith	623,801	11500	[REDACTED]	7173711500	[REDACTED]
13	Glencore LTD	Crist & Smith	134,590	11700		1574703702	
14	Glencore LTD	Crist & Smith	143,242	11800		1690253948	
15	Mississippi Power	Crist & Smith	79,932	11300		903227419	
16	Arch Coal Sales	Crist & Smith	9,862	11800		116371600	
	Weighted Average Price	Crist & Smith			\$2.795	11458268169	\$32,025,639,897
17	ICG, LLC	Scholz	11,172	12000	[REDACTED]	134064000	[REDACTED]
18	Trinity Coal Marketing	Scholz	98,467	12000		1181608800	
19	Alpha Coal Sales	Scholz	40,050	12500		500625000	
20	Constellation Energy	Scholz	19,600	12500		244997800	
	Weighted Average Price	Scholz			\$2.759	2061295600	\$5,688,082,021
21	Interocean Coal Sales	Daniel (Gulf 50%)	15,855	11300	[REDACTED]	179161500	[REDACTED]
22	Interocean Coal Sales	Daniel (Gulf 50%)	23,948	11300		270606750	
23	Twentymile Coal Co.	Daniel (Gulf 50%)	380,961	11350		4323901675	
24	Arch Coal Sales	Daniel (Gulf 50%)	75,968	8800		668514000	
25	Oxbow Carbon	Daniel (Gulf 50%)	5,853	11700		68474250	
26	Coal Marketing Co.	Daniel (Gulf 50%)	33,066	11300		373645800	
	Weighted Average Price	Daniel (Gulf 50%)			\$2.493	5705142475	\$14,221,205,650

0386

SPOT COAL

	A	B	C	D	E	F	G	H	I	J	TOTAL
PO#	6005	5003	7001	7003	7004	7005	7007	7008	7009		
Start Month	1	1	1	4	5	7	10	11	12		
1 Coal Price	[REDACTED]	[REDACTED]	[REDACTED]	[REDACTED]	[REDACTED]	[REDACTED]	[REDACTED]	[REDACTED]	[REDACTED]	[REDACTED]	
2 Transportation & Handling	[REDACTED]	[REDACTED]	[REDACTED]	[REDACTED]	[REDACTED]	[REDACTED]	[REDACTED]	[REDACTED]	[REDACTED]	[REDACTED]	
3 TOTAL	[REDACTED]	[REDACTED]	[REDACTED]	[REDACTED]	[REDACTED]	[REDACTED]	[REDACTED]	[REDACTED]	[REDACTED]	[REDACTED]	
Guarantee BTU	11500	12000	11700	12500	12000	11800	12500	11300	11800		
4 \$/mmbtu	[REDACTED]	[REDACTED]	[REDACTED]	[REDACTED]	[REDACTED]	[REDACTED]	[REDACTED]	[REDACTED]	[REDACTED]	[REDACTED]	
5 Quantity Delivered	623,801 ✓	11,172 ✓	134,590 ✓	19,600 ✓	98,467 ✓	143,242 ✓	40,050 ✓	79,932 ✓	9,862 ✓		1,160,716
Delivered Cost	[REDACTED]	[REDACTED]	[REDACTED]	[REDACTED]	[REDACTED]	[REDACTED]	[REDACTED]	[REDACTED]	[REDACTED]	[REDACTED]	[REDACTED]

CONTRACT COAL

	98000701M	5002	5005	6014	7002	7006	TOTAL
PO#	98000701M	5002	5005	6014	7002	7006	
Start Month	1	1	1	1	1	1	
6 Coal Price	[REDACTED]	[REDACTED]	[REDACTED]	[REDACTED]	[REDACTED]	[REDACTED]	
7 Transportation & Handling	[REDACTED]	[REDACTED]	[REDACTED]	[REDACTED]	[REDACTED]	[REDACTED]	
8 TOTAL	[REDACTED]	[REDACTED]	[REDACTED]	[REDACTED]	[REDACTED]	[REDACTED]	
Guarantee BTU	12000	11700	11675	12000	11800	11500	
9 \$/mmbtu	[REDACTED]	[REDACTED]	[REDACTED]	[REDACTED]	[REDACTED]	[REDACTED]	
Quantity Delivered	776,110 ✓	79,634 ✓	49,960 ✓	807,794 ✓	545,087 ✓	651,798 ✓	2,910,383
Delivered Cost	[REDACTED]	[REDACTED]	[REDACTED]	[REDACTED]	[REDACTED]	[REDACTED]	\$157,640,496

0387

	TONS		COST	
SPOT	1,896,365	29.84%	\$104,880,018	
CONTRACT	3,987,812	70.16%	\$222,976,387	
TOTAL	5,884,176		\$327,856,405	\$57.68
CRIST	2,864,152		\$168,593,549	
SMITH	1,056,716		\$64,182,090	
SCHOLZ	159,220		\$11,077,146	
TOTAL	4,080,089		\$243,852,785	
Daniel (A-5 Purchases)	1,604,086		\$112,491,859	
TOTAL (A-5 Purchases)	5,684,175		\$356,344,643	\$62.69

Run Date: 07-01-2008
Run Time: 2:21 PM

Fuel Accounting and Assets Control System
Purchase Order Information
Basic/Pricing Data
GULF POWER

FAACS Report No: FSCR0022
Page Number: 1

Purchase Order: C98000701M
Vendor: 10704 PEABODY COAL SALES INC.

Begin Date: 07-01-1994 End Date: 12-31-2007 Class: L Status: A
Pay Term Method Code: RDST Origin: 02585 GALATIA
Contract ID: C94000701 Fuel Holdback Pct:0.00 Fuel Type Code: BIT

Pay Freq	Pay Ref	Offset Days	Offset Code	Offset Period	Pay Leg	Pay Qty	Pay Shpg Reg	Sample Loc Cd	Reclaim UM Code	Severance Tax Ind
PER RECEIP	W	C		7			Y	Mine	TON	N

Pricing Record:

Begin Date	End Date	Price Ton Rate	BTU Rate	Freight Rate	Approval ID	Release Date
1 07-01-2007	12-31-2007		0.00		PMBROWN	08-09-2007
2 04-01-2007	06-30-2007		0.00		TEPLYLER	05-01-2007
3 01-01-2007	03-31-2007		0.00		PMBROWN	02-06-2007
4 10-01-2006	12-31-2006		0.00		PMBROWN	11-07-2006
5 07-01-2006	09-30-2006		0.00		PMBROWN	08-01-2006
6 06-21-2006	06-30-2006		0.00		PMBROWN	06-22-2006
7 01-01-2006	06-20-2006		0.00		PMBROWN	03-01-2006
8 10-01-2005	12-31-2005		0.00		PMBROWN	11-17-2005
9 07-01-2005	09-30-2005		0.00		PMBROWN	08-02-2005
10 04-01-2005	06-30-2005		0.00		PMBROWN	05-03-2005
11 01-01-2005	03-31-2005		0.00		PMBROWN	02-07-2005
12 10-01-2004	12-31-2004		0.00		PMBROWN	11-09-2004
13 07-01-2004	09-30-2004		0.00		PMBROWN	08-03-2004
14 04-01-2004	06-30-2004		0.00		PMBROWN	05-05-2004
15 01-01-2004	03-31-2004		0.00		PMBROWN	03-30-2004
16 10-01-2003	12-31-2003		0.00		KTAYLOR	11-10-2003
17 07-01-2003	09-30-2003		0.00		PMBROWN	08-15-2003
18 04-01-2003	06-30-2003		0.00		DBNOBLE	05-02-2003
19 02-01-2003	03-31-2003		0.00		HTSWINDL	02-04-2003
20 01-01-2003	01-31-2003		0.00		DBNOBLE	02-04-2003
21 10-01-2002	12-31-2002		0.00		HTSWINDL	11-08-2002
22 07-01-2002	09-30-2002		0.00		DBNOBLE	08-13-2002
23 04-01-2002	06-30-2002		0.00		DBNOBLE	05-06-2002
24 01-01-2002	03-31-2002		0.00		DBNOBLE	02-12-2002
25 10-01-2001	12-31-2001		0.00		DBNOBLE	11-20-2001
26 07-01-2001	09-30-2001		0.00		DBNOBLE	08-14-2001
27 04-01-2001	06-30-2001		0.00		DBNOBLE	05-10-2001
28 01-01-2001	03-31-2001		0.00		PMBROWN	01-05-2001
29 10-01-2000	12-31-2000		0.00		PMBROWN	11-02-2000
30 07-01-2000	09-30-2000		0.00		PMBROWN	08-18-2000
31 04-01-2000	06-30-2000		0.00		PMBROWN	05-16-2000
32 01-01-2000	03-31-2000		0.00		PMBROWN	04-18-2000
33 11-01-1999	12-31-1999		0.00		WSNICHOL	12-02-1999
34 06-01-1999	10-31-1999		0.00		RBPIERCE	03-10-1999
35 02-01-1999	05-31-1999		0.00		RBPIERCE	03-10-1999
36 10-01-1998	01-31-1999		0.00		JHWALDRO	10-29-1998
37 07-01-1994	09-30-1998		0.00		JHWALDRO	05-12-1998

Approved By: HTSWINDL

Purchase Order Record Created By: HTSWINDL

Run Date: 07-01-2008
Run Time: 1:57 PM

Fuel Accounting and Assets Control System
Purchase Order Information
Basic/Pricing Data
GULF POWER

FAACS Report No: FSCR0022
Page Number: 1

Purchase Order: FP05002
Vendor: 18385

COALTRADE LLC









Begin Date: 01-01-2005
Pay Term Method Code: SDST
Contract ID: FP05002

End Date: 06-30-2007
Origin: BSA03
Fuel Holdback Pct:0.10

Class: S Status: A
PUERTO DRUMMOND
Fuel Type Code: BIT

Pay Freq	Pay Ref	Offset Days	Offset Code	Offset Period	Pay Leg	Pay Qty	Pay Shpg Req	Sample Loc Cd	Reclaim UM Code	Severance Tax Ind
DAILY	C	C		30			Y	Loadi	TON	N

Pricing Record:

<u>Begin Date</u>	<u>End Date</u>	<u>Price Ton Rate</u>	<u>BTU Rate</u>	<u>Freight Rate</u>	<u>Approval ID</u>	<u>Release Date</u>
1 07-01-2006	06-30-2007		0.00		HTSWINDL	04-02-2004
2 01-01-2006	06-30-2006		0.00		HTSWINDL	04-02-2004
3 07-01-2005	12-31-2005		0.00		HTSWINDL	04-02-2004
4 01-01-2005	06-30-2005		0.00		HTSWINDL	04-02-2004

Approved By: HTSWINDL

Purchase Order Record Created By: HTSWINDL

Run Date: 07-01-2008
Run Time: 1:59 PM

Fuel Accounting and Assets Control System
Purchase Order Information
Basic/Pricing Data
GULF POWER

FAACS Report No: FSCR0022
Page Number: 1

Purchase Order: FP05003
Vendor: 21713

ICG, LLC





Begin Date: 01-01-2005
Pay Term Method Code: SDST
Contract ID: FP05003

End Date: 01-15-2007
Origin: 42621
Fuel Holdback Pct:0.00

Class: S Status: A
TYPO
Fuel Type Code: BIT

Pay Freq	Pay Ref	Offset Days	Offset Code	Offset Period	Pay Leg	Pay Qty	Pay Shpg Reg	Sample Loc Cd	UM Code	Reclaim Tax Ind	Severance Tax Ind
DAILY	C	C		30			Y	Mine	TON	N	N

Pricing Record:

<u>Begin Date</u>	<u>End Date</u>	<u>Price Ton Rate</u>	<u>BTU Rate</u>	<u>Freight Rate</u>	<u>Approval ID</u>	<u>Release Date</u>
1 01-01-2006	01-15-2007		0.00		DGCOURTE	11-05-2004
2 01-01-2005	12-31-2005		0.00		DGCOURTE	11-05-2004

Approved By: CNLOGAN

Purchase Order Record Created By: CNLOGAN

Run Date: 07-01-2008
Run Time: 1:57 PM

Fuel Accounting and Assets Control System
Purchase Order Information
Basic/Pricing Data
GULF POWER

FAACS Report No: FSCR0022
Page Number: 1

Purchase Order: FP05005
Vendor: 21325

COALTRADE, LLC

Begin Date: 01-01-2005
Pay Term Method Code: SDST
Contract ID: FP05005

End Date: 03-31-2007
Origin: F10138
Fuel Holdback Pct:0.00

Class: S Status: A
COOK TERMINAL - GULF
Fuel Type Code: BIT

Pay Freq	Pay Offset Ref Days	Offset Code	Offset Period	Pay Leg	Pay Qty	Shpg Req	Sample Loc Cd	UM Code	Reclaim Tax Ind	Severance Tax Ind
DAILY	C	C	0			Y	Loadi	TON	N	N

Pricing Record:

<u>Begin Date</u>	<u>End Date</u>	<u>Price Ton Rate</u>	<u>BTU Rate</u>	<u>Freight Rate</u>	<u>Approval ID</u>	<u>Release Date</u>
1 07-01-2006	03-31-2007	A	0.00	B	HTSWINDL	06-16-2005
2 01-01-2006	06-30-2006		0.00		HTSWINDL	06-16-2005
3 07-01-2005	12-31-2005		0.00		HTSWINDL	06-16-2005
4 01-01-2005	06-30-2005		0.00		HTSWINDL	06-16-2005

Approved By: HTSWINDL

Purchase Order Record Created By: HTSWINDL

Run Date: 07-01-2008
Run Time: 1:59 PM

Fuel Accounting and Assets Control System
Purchase Order Information
Basic/Pricing Data
GULF POWER

FAACS Report No: FSCR0022
Page Number: 1

Purchase Order: FP06005
Vendor: 18485

INTEROCEAN COAL SALES, LDC

Begin Date: 03-01-2006
Pay Term Method Code: SDST
Contract ID: FP06005

End Date: 12-31-2007
Origin: BSA03
Fuel Holdback Pct:0.10

Class: S Status: A
PUERTO DRUMMOND
Fuel Type Code: BIT

Pay Freq	Pay Ref Days	Offset Code	Offset Period	Pay Leg	Pay Qty	Shpg Req	Sample Loc Cd	UM Code	Reclaim Tax Ind	Severance Tax Ind
DAILY	C	C	30			Y	Loadi	TON	N	N

Pricing Record:

<u>Begin Date</u>	<u>End Date</u>	<u>Price Ton Rate</u>	<u>BTU Rate</u>	<u>Freight Rate</u>	<u>Approval ID</u>	<u>Release Date</u>
03-01-2006	12-31-2007	^A ██████████	0.00	^B ██████████	SCLOUSE	04-03-2006

Approved By: HTSWINDL

Purchase Order Record Created By: HTSWINDL

Run Date: 07-01-2008
Run Time: 2:00 PM

Fuel Accounting and Assets Control System
Purchase Order Information
Basic/Pricing Data
GULF POWER

FAACS Report No: FSCR0022
Page Number: 1

Purchase Order: FP06014
Vendor: 16985

THE AMERICAN COAL COMPANY

Begin Date: 10-01-2006
Pay Term Method Code: SDST
Contract ID: FP06014

End Date: 12-31-2010
Origin: 02585
Fuel Holdback Pct:0.00

Class: L Status: A
GALATIA
Fuel Type Code: BIT

Pay Freq	Pay Offset Ref Days	Offset Code	Offset Period	Pay Leg	Pay Qty	Pay Shpg Reg	Sample Loc Cd	Reclaim UM Code	Severance Tax Ind
MONTHLY	C	C	0			Y	Mine	TON	N

Pricing Record:

Begin Date	End Date	Price Ton Rate	BTU Rate	Freight Rate	Approval ID	Release Date
1 06-01-2008	12-31-2010		0.00		HTSWINDL	06-06-2008
2 01-01-2008	05-31-2008		0.00		LSPITTS	01-14-2008
3 10-01-2007	12-31-2007		0.00		LSPITTS	12-05-2007
4 07-01-2007	09-30-2007		0.00		PMBROWN	08-06-2007
5 04-01-2007	06-30-2007		0.00		HTSWINDL	03-29-2007
6 01-01-2007	03-31-2007		0.00		PMBROWN	01-12-2007
7 10-01-2006	12-31-2006		0.00		HTSWINDL	10-12-2006

Approved By: HTSWINDL

Purchase Order Record Created By: HTSWINDL

Run Date: 07-01-2008
Run Time: 1:58 PM

Fuel Accounting and Assets Control System
Purchase Order Information
Basic/Pricing Data
GULF POWER

FAACS Report No: FSCR0022
Page Number: 1

Purchase Order: FP07001
Vendor: 16808

GLENCORE LTD

Begin Date: 01-01-2007
Pay Term Method Code: SDST
Contract ID: FP07001

End Date: 06-30-2007
Origin: 1
Fuel Holdback Pct:0.00

Class: S Status: A
LA CEIBA, VZ
Fuel Type Code: BIT

Pay Freq	Pay Ref	Offset Days	Offset Code	Offset Period	Pay Leg	Pay Qty	Shpg Req	Sample Loc Cd	UM Code	Reclaim Tax Ind	Severance Tax Ind
MONTHLY	C	C		0			Y	Loadi	TON	N	N

Pricing Record:

<u>Begin Date</u>	<u>End Date</u>	<u>Price Ton Rate</u>	<u>BTU Rate</u>	<u>Freight Rate</u>	<u>Approval ID</u>	<u>Release Date</u>
/ 01-01-2007	06-30-2007	<i>A</i> [REDACTED]	0.00	<i>B</i> [REDACTED]	HTSWINDL	10-11-2006

Approved By: HTSWINDL

Purchase Order Record Created By: HTSWINDL

Run Date: 07-01-2008
Run Time: 1:58 PM

Fuel Accounting and Assets Control System
Purchase Order Information
Basic/Pricing Data
GULF POWER

FAACS Report No: FSCR0022
Page Number: 1

Purchase Order: FP07002
Vendor: 16808

GLENCORE LTD

Begin Date: 01-01-2007
Pay Term Method Code: SDST
Contract ID: FP07002-C

End Date: 12-31-2008
Origin: B16401
Fuel Holdback Pct:0.00

Class: L Status: A
PUERTO PRODECO
Fuel Type Code: BIT

Pay Freq	Pay Ref	Offset Days	Offset Code	Offset Period	Pay Leg	Pay Qty	Shpg Req	Sample Loc Cd	UM Code	Reclaim Tax Ind	Severance Tax Ind
BI-MONTHLY	C	C		0			Y	Loadi	TON	N	N

Pricing Record:

<u>Begin Date</u>	<u>End Date</u>	<u>Price Ton Rate</u>	<u>BTU Rate</u>	<u>Freight Rate</u>	<u>Approval ID</u>	<u>Release Date</u>
/ 01-01-2007	12-31-2008	<i>A</i> [REDACTED]	0.00	<i>B</i> [REDACTED]	HTSWINDL	01-25-2007

Approved By: HTSWINDL

Purchase Order Record Created By: HTSWINDL

Run Date: 07-01-2008
Run Time: 1:57 PM

Fuel Accounting and Assets Control System
Purchase Order Information
Basic/Pricing Data
GULF POWER

FAACS Report No: FSCR0022
Page Number: 1

Purchase Order: FP07003
Vendor: 21722

CONSTELLATION ENERGY COMMODITIES GROUP

Begin Date: 03-29-2007
Pay Term Method Code: SDST
Contract ID: FP07003

End Date: 05-04-2007
Origin: 42828
Fuel Holdback Pct:0.00

Class: S Status: A
LIBERTY
Fuel Type Code: BIT

Pay Freq	Pay Ref	Offset Days	Offset Code	Offset Period	Pay Leg	Pay Qty	Pay Shpg Reg	Sample Loc Cd	UM Code	Reclaim Tax ind	Severance Tax ind
PROCESS D	C	C		0			Y	Mine	TON	N	N

Pricing Record:

<u>Begin Date</u>	<u>End Date</u>	<u>Price Ton Rate</u>	<u>BTU Rate</u>	<u>Freight Rate</u>	<u>Approval ID</u>	<u>Release Date</u>
03-29-2007	04-30-2007	A ██████████	0.00	B ██████████	RBOLIVE	03-29-2007

Approved By: RBOLIVE

Purchase Order Record Created By: RBOLIVE

Run Date: 07-01-2008
Run Time: 2:00 PM

Fuel Accounting and Assets Control System
Purchase Order Information
Basic/Pricing Data
GULF POWER

FAACS Report No: FSCR0022
Page Number: 1

Purchase Order: FP07004
Vendor: 21846

TRINITY COAL MARKETING LLC

Begin Date: 05-01-2007
Pay Term Method Code: RDST
Contract ID: FP07004

End Date: 12-31-2007
Origin: 42845
Fuel Holdback Pct:0.00

Class: S Status: A
SIGMON
Fuel Type Code: BIT

Pay Freq	Pay Ref	Offset Days	Offset Code	Offset Period	Pay Leg	Pay Qty	Shpg Req	Sample Loc Cd	UM Code	Reclaim Tax Ind	Severance Tax Ind
PROCESS D	C	C		0			Y	Mine	TON	N	N

Pricing Record:

<u>Begin Date</u>	<u>End Date</u>	<u>Price Ton Rate</u>	<u>BTU Rate</u>	<u>Freight Rate</u>	<u>Approval ID</u>	<u>Release Date</u>
05-01-2007	12-31-2007		0.00		RBOLIVE	04-12-2007

Approved By: RBOLIVE

Purchase Order Record Created By: RBOLIVE

Run Date: 07-01-2008
Run Time: 1:58 PM

Fuel Accounting and Assets Control System
Purchase Order Information
Basic/Pricing Data
GULF POWER

FAACS Report No: FSCR0022
Page Number: 1

Purchase Order: FP07005
Vendor: 16808 GLENCORE LTD

Begin Date: 07-01-2007 End Date: 12-31-2007 Class: S Status: A
Pay Term Method Code: SDST Origin: B16401 PUERTO PRODECO
Contract ID: FP07005 Fuel Holdback Pct:0.00 Fuel Type Code: BIT

Pay Freq	Pay Offset Ref Days Code	Offset Period	Pay Leg	Pay Qty	Pay Shpg Req	Sample Loc Cd	UM Code	Reclaim Tax Ind	Severance Tax Ind
BI-MONTHLY	C C	0			Y	Loadi	TON	N	N

Pricing Record:

<u>Begin Date</u>	<u>End Date</u>	<u>Price Ton Rate</u>	<u>BTU Rate</u>	<u>Freight Rate</u>	<u>Approval ID</u>	<u>Release Date</u>
07-01-2007	12-31-2007		0.00		HTSWINDL	04-20-2007

Approved By: HTSWINDL

Purchase Order Record Created By: HTSWINDL

Run Date: 07-01-2008
Run Time: 1:53 PM

Fuel Accounting and Assets Control System
Purchase Order Information
Basic/Pricing Data
GULF POWER

FAACS Report No: FSCR0022
Page Number: 1

Purchase Order: FP07007
Vendor: 17285

ALPHA COAL SALES COMPANY, LLC



Begin Date: 10-01-2007
Pay Term Method Code: SDST
Contract ID: FP07007

End Date: 01-15-2008
Origin: 42679
Fuel Holdback Pct:0.00

Class: S Status: A
ROXANA
Fuel Type Code: BIT

Pay Freq	Pay Offset Ref Days	Offset Code	Offset Period	Pay Leg	Pay Qty	Pay Shpg Req	Sample Loc Cd	UM Code	Reclaim Tax Ind	Severance Tax Ind
DAILY	C	C	0			Y	Mine	TON	N	N

Pricing Record:

<u>Begin Date</u>	<u>End Date</u>	<u>Price Ton Rate</u>	<u>BTU Rate</u>	<u>Freight Rate</u>	<u>Approval ID</u>	<u>Release Date</u>
10-01-2007	01-15-2008		0.00		CRIKARD	10-02-2007

Approved By: CRUKARD

Purchase Order Record Created By: CRUKARD

Run Date: 07-01-2008
Run Time: 1:59 PM

Fuel Accounting and Assets Control System
Purchase Order Information
Basic/Pricing Data
GULF POWER

FAACS Report No: FSCR0022
Page Number: 1

Purchase Order: FP07008
Vendor: 16114

MISSISSIPPI POWER COMPANY



Begin Date: 11-01-2007
Pay Term Method Code: RDRT
Contract ID: FP07008

End Date: 12-31-2007
Origin: B16401
Fuel Holdback Pct:0.00

Class: S Status: A
PUERTO PRODECO
Fuel Type Code: BIT

Pay Freq	Pay Ref	Offset Days	Offset Code	Period	Pay Leg	Pay Qty	Shpg Reg	Sample Loc Cd	UM Code	Reclaim Tax Ind	Severance Tax Ind
PER SHIPME	C	C		0			Y	Loadi	TON	N	N

Pricing Record:

<u>Begin Date</u>	<u>End Date</u>	<u>Price Ton Rate</u>	<u>BTU Rate</u>	<u>Freight Rate</u>	<u>Approval ID</u>	<u>Release Date</u>
11-01-2007	12-31-2007		0.00		HTSWINDL	11-07-2007

Approved By: HTSWINDL

Purchase Order Record Created By: HTSWINDL

Run Date: 07-01-2008
Run Time: 1:54 PM

Fuel Accounting and Assets Control System
Purchase Order Information
Basic/Pricing Data
GULF POWER

FAACS Report No: FSCR0022
Page Number: 1

Purchase Order: FP07009
Vendor: 10631

ARCH COAL SALES COMPANY INC.

Begin Date: 12-21-2007
Pay Term Method Code: SDST
Contract ID: FP07009

End Date: 03-31-2008
Origin: B10162
Fuel Holdback Pct:0.00

Class: S Status: A
CAHOKIA
Fuel Type Code: BIT

Pay Freq	Pay Offset Ref Days	Offset Code	Offset Period	Pay Leg	Pay Qty	Shpg Req	Sample Loc Cd	UM Code	Reclaim Tax Ind	Severance Tax Ind
PER SHIPME	C	C	0			Y	Loadi	TON	N	N

Pricing Record:

<u>Begin Date</u>	<u>End Date</u>	<u>Price Ton Rate</u>	<u>BTU Rate</u>	<u>Freight Rate</u>	<u>Approval ID</u>	<u>Release Date</u>
12-21-2007	03-31-2008	██████	0.00	██████	HTSWINDL	12-27-2007

Approved By: HTSWINDL

Purchase Order Record Created By: HTSWINDL

SPOT COAL

	A	B	C	D	E	F	TOTAL
PO#	MP2004-11	MP2006-1	MP2006-2	MP2006-20	MP2006-21	MP2007-04	
Start Month	1	1	1	1	1	3	
1 Coal Price	[REDACTED]	[REDACTED]	[REDACTED]	[REDACTED]	[REDACTED]	[REDACTED]	
2 Transportation & Handling	[REDACTED]	[REDACTED]	[REDACTED]	[REDACTED]	[REDACTED]	[REDACTED]	
3 TOTAL	[REDACTED]	[REDACTED]	[REDACTED]	[REDACTED]	[REDACTED]	[REDACTED]	
Guarantee BTU	11300	8800	11300	11700	11350	11300	
4 \$/mmbtu	[REDACTED]	[REDACTED]	[REDACTED]	[REDACTED]	[REDACTED]	[REDACTED]	
Quantity	15,855 ✓	75,968 ✓	23,948 ✓	5,853 ✓	380,961 ✓	33,066 ✓	535,649
5 Delivered Cost	[REDACTED]	[REDACTED]	[REDACTED]	[REDACTED]	[REDACTED]	[REDACTED]	[REDACTED]

CONTRACT COAL

	MP2004-01	MP2006-03	MP2006-19	MP2007-01	MP2007-02	TOTAL
PO#	MP2004-01	MP2006-03	MP2006-19	MP2007-01	MP2007-02	
Start Month	1	1	1	1	1	
6 Coal Price	[REDACTED]	[REDACTED]	[REDACTED]	[REDACTED]	[REDACTED]	
7 Transportation & Handling	[REDACTED]	[REDACTED]	[REDACTED]	[REDACTED]	[REDACTED]	
8 TOTAL	[REDACTED]	[REDACTED]	[REDACTED]	[REDACTED]	[REDACTED]	
Guarantee BTU	11350	11700	11300	11800	11000	
9 \$/mmbtu	[REDACTED]	[REDACTED]	[REDACTED]	[REDACTED]	[REDACTED]	
Quantity	141,871 ✓	290,937 ✓	72,338 ✓	455,115 ✓	117,168 ✓	1,077,429
10 Delivered Cost	[REDACTED]	[REDACTED]	[REDACTED]	[REDACTED]	[REDACTED]	\$65,335,891

	TONS	COST
SPOT	535,649	\$29,464,425
CONTRACT	1,077,429	\$65,335,891
TOTAL	1,613,078	\$94,800,316
Daniel (A-5 Purchases)	1,604,086	\$112,491,859

Company Code: Po Class: Pricing Method:
Purchase Order: Vendor:
ERA PO: ERA

Required Input

Begin Tons: Ending Tons:

Price Subject/Btu: Price Not Subject/Btu: Total Price:

Release Number: Line Number:

Include Freight in BTU Calc
 None
 Penalty and Premium
 Penalty Only

MC Description MC Number:

Current Rate Structure

	Begin Qty	End Qty	Subject	Not Subject	Total
1	1	1,000,000		0.00	
2	1,000,001	2,000,000		0.00	
3	2,000,001	3,000,000		0.00	
4	3,000,001	3,299,999		0.00	
5	3,300,000	3,355,000		0.00	

Current Day Retro Transactions

	Begin Qty	End Qty	Subject	Not Subj	Total	New Pr	Old Pr	Ne

-
-
-
-
-
-

Run Date: 07-01-2008
Run Time: 3:03 PM

Fuel Accounting and Assets Control System
Purchase Order Information
Basic/Pricing Data
MISSISSIPPI POWER

FAACS Report No: FSCR0022
Page Number: 1

Purchase Order: MP2004-11
Vendor: 18485

INTEROCEAN COAL SALES, LDC

Begin Date: 01-01-2005
Pay Term Method Code: RDRT
Contract ID: MP2004-11

End Date: 12-31-2007
Origin: BSA03
Fuel Holdback Pct:0.00

Class: S Status: A
PUERTO DRUMMOND
Fuel Type Code: BIT

Pay Freq	Pay Ref	Offset Days	Offset Code	Offset Period	Pay Leg	Pay Qty	Shpg Req	Sample Loc Cd	Reclaim UM Code	Severance Tax Ind
DAILY	C	C		14			Y	Plant	TON	N

Pricing Record:

<u>Begin Date</u>	<u>End Date</u>	<u>Price Ton Rate</u>	<u>BTU Rate</u>	<u>Freight Rate</u>	<u>Approval ID</u>	<u>Release Date</u>
1 10-01-2007	12-31-2007		0.00		SCLOUSE	07-25-2007
2 07-01-2006	09-30-2007		0.00		SCLOUSE	07-23-2007
3 01-01-2006	06-30-2006		0.00		HTSWINDL	01-25-2006
4 07-01-2005	12-31-2005		0.00		HTSWINDL	08-04-2005
5 01-01-2005	06-30-2005		0.00		HTSWINDL	04-22-2004

Approved By: SCLOUSE

Purchase Order Record Created By: SCLOUSE

Run Date: 07-01-2008
Run Time: 3:04 PM

Fuel Accounting and Assets Control System
Purchase Order Information
Basic/Pricing Data
MISSISSIPPI POWER

FAACS Report No: FSCR0022
Page Number: 1

Purchase Order: MP2006-01
Vendor: 17045 ARCH COAL INC.

Begin Date: 01-01-2006 End Date: 03-01-2007 Class: S Status: A
Pay Term Method Code: SDST Origin: 38403 BLACK THUNDER
Contract ID: MP2006-01 Fuel Holdback Pct:0.00 Fuel Type Code: SUB

Pay Freq	Pay Ref	Offset Days	Offset Code	Offset Period	Pay Leg	Pay Qty	Shpg Req	Sample Loc Cd	Reclaim UM Code	Severance Tax Ind
BI-MONTHLY	C	C		0			Y	Loadi	TON	N

Pricing Record:

<u>Begin Date</u>	<u>End Date</u>	<u>Price Ton Rate</u>	<u>BTU Rate</u>	<u>Freight Rate</u>	<u>Approval ID</u>	<u>Release Date</u>
1 2 01-01-2007	03-01-2007	A [Redacted]	0.00	B [Redacted]	SCLOUSE	11-07-2006
01-01-2006	12-31-2006	[Redacted]	0.00	[Redacted]	HTSWINDL	12-15-2005

Approved By: HTSWINDL

Purchase Order Record Created By: SCLOUSE

Run Date: 07-01-2008
Run Time: 3:08 PM

Fuel Accounting and Assets Control System
Purchase Order Information
Basic/Pricing Data
MISSISSIPPI POWER

FAACS Report No: FSCR0022
Page Number: 1

Purchase Order: MP2006-02
Vendor: 18485 INTEROCEAN COAL SALES, LDC

Begin Date: 01-01-2006 End Date: 12-31-2007 Class: S Status: A
Pay Term Method Code: SDST Origin: BSA03 PUERTO DRUMMOND
Contract ID: MP2006-02 Fuel Holdback Pct:0.10 Fuel Type Code: BIT

Pay Freq	Pay Ref	Offset Days	Offset Code	Offset Period	Pay Leg	Pay Qty	Pay Shpg Reg	Sample Loc Cd	Reclaim UM Code	Severance Tax Ind
BI-MONTHLY	C	C		0			Y	Plant	TON	N

Pricing Record:

Begin Date	End Date	Price Ton Rate	BTU Rate	Freight Rate	Approval ID	Release Date
1 01-01-2007	12-31-2007		0.00		SCLOUSE	08-01-2007
2 01-01-2006	12-31-2006		0.00		HTSWINDL	12-08-2005

Approved By: HTSWINDL

Purchase Order Record Created By: SCLOUSE

Run Date: 07-01-2008
Run Time: 3:08 PM

Fuel Accounting and Assets Control System
Purchase Order Information
Basic/Pricing Data
MISSISSIPPI POWER

FAACS Report No: FSCR0022
Page Number: 1

Purchase Order: MP2006-03
Vendor: 21721

OXBOW CARBON & MINERALS

Begin Date: 01-01-2006
Pay Term Method Code: SDST
Contract ID: MP200603-C

End Date: 12-31-2008
Origin: 08484
Fuel Holdback Pct:0.10

Class: L Status: A
SOMERSET - DRGW
Fuel Type Code: BIT

Pay Freq	Pay Ref	Offset Days	Offset Code	Offset Period	Pay Leg	Pay Qty	Pay Shpg Req	Sample Loc Cd	Reclaim UM Code	Severance Tax Ind
BI-MONTHLY	C	C		0			Y	Loadi	TON	N

Pricing Record:

Begin Date	End Date	Price Ton Rate	BTU Rate	Freight Rate	Approval ID	Release Date
1 02-01-2008	12-31-2008		0.00		CNLOGAN	12-31-2007
2 01-20-2008	01-31-2008		0.00		CNLOGAN	02-14-2008
3 01-01-2008	01-19-2008		0.00		CNLOGAN	12-15-2005
4 01-01-2007	12-31-2007		0.00		HTSWINDL	12-15-2005
5 01-01-2006	12-31-2006		0.00		HTSWINDL	12-15-2005

Approved By: HTSWINDL

Purchase Order Record Created By: SCLOUSE

Company Code: **M** Po Class: **L** Pricing Method:
 Purchase Order: **MP2006-19** Vendor: **INTEROCEAN COAL SALES, LDC**
 ERA PO: ERA **N**

Required Input

Begin Tons:
 Ending Tons:
 Price Subject/Btu: **0.0000**
 Price Not Subject/Btu: **0.0000**
 Total Price:
 Release Number:
 Line Number:

Include Freight in BTU Calc
 None
 Penalty and Premium
 Penalty Only

MC Description MC Number: **MC History**

Current Rate Structure

	Begin Qty	End Qty	Subject	Not Subject	Total
1	1	95,807	A	0.00	B
2	95,808	259,833		0.00	
3	259,834	281,775		0.00	
4	281,776	363,977		0.00	
5	363,978	400,000		0.00	
6	400,001	420,000		0.00	

Current Day Retro Transactions

	Begin Qty	End Qty	Subject	Not Subj	Total	New Pr	Old Pr	Ne

Approve **Un-Approve** **Accumulated Tons** **Retro History** **Save** **Close**

Run Date: 07-01-2008
Run Time: 3:05 PM

Fuel Accounting and Assets Control System
Purchase Order Information
Basic/Pricing Data
MISSISSIPPI POWER





FAACS Report No: FSCR0022
Page Number: 1

Purchase Order: MP2006-20
Vendor: 21721 OXBOW CARBON & MINERALS

Begin Date: 10-01-2006 End Date: 03-31-2007 Class: S Status: A
Pay Term Method Code: SDST Origin: 08484 SOMERSET - DRGW
Contract ID: MP2006-20 Fuel Holdback Pct:0.00 Fuel Type Code: BIT

Pay Freq	Pay Ref	Offset Days	Offset Code	Offset Period	Pay Leg	Pay Qty	Shpg Reg	Sample Loc	UM Code	Reclaim Tax Ind	Severance Tax Ind
BI-MONTHLY	C	C		0			Y	Loadi	TON	N	N

Pricing Record:

<u>Begin Date</u>	<u>End Date</u>	<u>Price Ton Rate</u>	<u>BTU Rate</u>	<u>Freight Rate</u>	<u>Approval ID</u>	<u>Release Date</u>
1 01-01-2007	03-31-2007		0.00		SCLOUSE	01-23-2007
2 10-01-2006	12-31-2006		0.00		SCLOUSE	09-13-2006

Approved By: SCLOUSE

Purchase Order Record Created By: SCLOUSE

Run Date: 07-01-2008
Run Time: 3:05 PM

Fuel Accounting and Assets Control System
Purchase Order Information
Basic/Pricing Data
MISSISSIPPI POWER

FAACS Report No: FSCR0022
Page Number: 1

Purchase Order: MP2006-21
Vendor: 21105 TWENTYMILE COAL COMPANY

Begin Date: 10-01-2006 End Date: 12-31-2008 Class: L Status: A
Pay Term Method Code: SDST Origin: 09052 ENERGY, CO
Contract ID: MP2006-21 Fuel Holdback Pct:0.00 Fuel Type Code: BIT

Pay Freq	Pay Ref	Offset Days	Offset Code	Offset Period	Pay Leg	Pay Qty	Pay Shpg Reg	Sample Loc Cd	Reclaim UM Code	Severance Tax Ind
MONTHLY	C	C		0			Y	Loadi	TON N	N

Pricing Record:

<u>Begin Date</u>	<u>End Date</u>	<u>Price Ton Rate</u>	<u>BTU Rate</u>	<u>Freight Rate</u>	<u>Approval ID</u>	<u>Release Date</u>
1 06-09-2008	12-31-2008	[REDACTED]	0.00	[REDACTED]	LSPITTS	06-12-2008
2 04-01-2008	06-08-2008	[REDACTED]	0.00	[REDACTED]	CNLOGAN	04-18-2008
3 01-17-2008	03-31-2008	[REDACTED]	0.00	[REDACTED]	CNLOGAN	04-18-2008
4 01-01-2008	01-16-2008	[REDACTED]	0.00	[REDACTED]	CNLOGAN	04-21-2008
5 10-01-2007	12-31-2007	[REDACTED]	0.00	[REDACTED]	LSPITTS	01-14-2008
6 07-01-2007	09-30-2007	[REDACTED]	0.00	[REDACTED]	TEPLYLER	08-24-2007
7 04-01-2007	06-30-2007	[REDACTED]	0.00	[REDACTED]	PMBROWN	05-18-2007
8 03-15-2007	03-31-2007	[REDACTED]	0.00	[REDACTED]	SCLOUSE	04-04-2007
9 10-01-2006	03-14-2007	[REDACTED]	0.00	[REDACTED]	PMBROWN	10-13-2006

Approved By: HTSWINDL

Purchase Order Record Created By: SCLOUSE

Run Date: 07-01-2008
Run Time: 3:09 PM

Fuel Accounting and Assets Control System
Purchase Order Information
Basic/Pricing Data
MISSISSIPPI POWER

FAACS Report No: FSCR0022
Page Number: 1

Purchase Order: MP2007-01
Vendor: 16808 GLENCORE LTD

Begin Date: 01-01-2007 End Date: 12-31-2009 Class: L Status: A
Pay Term Method Code: RDRT Origin: B16401 PUERTO PRODECO
Contract ID: MP200701C Fuel Holdback Pct:0.00 Fuel Type Code: BIT

Pay Freq	Pay Ref	Offset Days	Offset Code	Offset Period	Pay Leg	Pay Qty	Shpg Req	Sample Loc Cd	UM Code	Reclaim Tax Ind	Severance Tax Ind
PER SHIPME	C	C		0			Y	Loadi	TON	N	N

Pricing Record:

<u>Begin Date</u>	<u>End Date</u>	<u>Price Ton Rate</u>	<u>BTU Rate</u>	<u>Freight Rate</u>	<u>Approval ID</u>	<u>Release Date</u>
01-01-2007	12-31-2009		0.00		HTSWINDL	01-22-2007

Approved By: HTSWINDL

Purchase Order Record Created By: SCLOUSE

Run Date: 07-01-2008
Run Time: 3:05 PM

Fuel Accounting and Assets Control System
Purchase Order Information
Basic/Pricing Data
MISSISSIPPI POWER



FAACS Report No: FSCR0022
Page Number: 1

Purchase Order: MP2007-04
Vendor: 21818 COAL MARKETING COMPANY (U.S.A.), INC.

Begin Date: 02-01-2007 End Date: 12-31-2007 Class: S Status: A
Pay Term Method Code: RDRT Origin: BSA01 PUERTO BOLIVAR
Contract ID: MP2007-04 Fuel Holdback Pct:0.00 Fuel Type Code: BIT

Pay Freq	Pay Ref	Offset Days	Offset Code	Offset Period	Pay Leg	Pay Qty	Pay Shpg Req	Sample Loc Cd	UM Code	Reclaim Tax Ind	Severance Tax Ind
PER SHIPME	C	C		0			Y	Loadi	TON	N	N

Pricing Record:

<u>Begin Date</u>	<u>End Date</u>	<u>Price Ton Rate</u>	<u>BTU Rate</u>	<u>Freight Rate</u>	<u>Approval ID</u>	<u>Release Date</u>
02-01-2007	12-31-2007		0.00		SCLOUSE	02-07-2007

Approved By: SCLOUSE

Purchase Order Record Created By: SCLOUSE

EXHIBIT "C"

Line-by-Line/Field Justification

Line(s)/Field(s)

Response to Request # 9

Page 105, Column A in its entirety

Page 106, Lines 1-2, Column A; Columns B-E in their entirety

Page 107, Lines 1-4, Column A

Page 109, Column A in its entirety

Page 110, Lines 1-2, Column A; Columns B-E in their entirety

Page 111, Lines 1-4, Column A

Page 112, Line 1, Column B; Line 2, Column A

Page 116, Columns A-D in their entirety

Page 117, Lines 1-4, Column A

Page 118, Line 1, Column B, Line 2, Column A

Page 127, Column A in its entirety

Page 128, Lines 1-2, Column A; Columns B-E in their entirety

Page 129, Lines 1-4, Column A

Page 131, Column A in its entirety

Page 132, Lines 1-2, Column A; Columns B-E in their entirety

Page 133, Lines 1-4, Column A

Page 135, Line 1, Column B; Line 2, Column A

Page 143, Column A in its entirety

Page 144, Lines 1-2, Column A; Columns B-E in their entirety

Page 145, Lines 1-4, Column A

Page 146, Column A in its entirety

Justification

This information is entitled to confidential classification pursuant to §366.093(3) (d) and (e), Florida Statutes. The basis for this information being designated as confidential is more fully set forth in paragraph 2.

Page 147, Lines 1-2, Column A; Columns B-E in their entirety

Page 148, Lines 1-4, Column A

Page 149, Line 1, Column B; Line 2, Column A

Page 157, Column A in its entirety

Page 158, Lines 1-2, Column A; Columns B-E in their entirety

Page 159, Lines 1-4, Column A

Page 161, Column A in its entirety

Page 162, Lines 1-2, Column A; Columns B-E in their entirety

Page 163, Lines 1-4, Column A

Page 165, Line 1, Column B; Line 2, Column A

Page 171, Column A in its entirety

Page 172, Lines 1-2, Column A; Columns B-E in their entirety

Page 173, Lines 1-4, Column A

Page 175, Column A in its entirety

Page 176, Lines 1-2, Column A; Columns B-E in their entirety

Page 177, Line 1, Column B; Line 2, Column A

Page 178, Lines 1-4, Column A

Page 188, Lines 1-2, Column A; Columns B-E in their entirety

Page 189, Lines 1-4, Column A

Page 190, Line 1, Column B; Line 2, Column A

Page 192, Column A in its entirety

Page 193, Lines 1-2, Column A; Columns B-E in their entirety

Page 194, Line 1, Column B; Line 2, Column A

Page 195, Lines 1-4, Column A

Page 202, Lines 1-2, Column A; Columns B-E in their entirety

Page 204, Lines 1-4, Column A

Page 205, Lines 1-2, Column A; Columns B-E in their entirety

Page 206, Lines 1-4, Column A

Page 207, Line 1, Column B; Line 2, Column A

Page 214, Lines 1-2, Column A; Columns B-E in their entirety

Page 215, Lines 1-4, Column A

Page 217, Lines 1-2, Column A; Columns B-E in their entirety

Page 218, Lines 1-4, Column A

Page 220, Line 1, Column B; Line 2, Column A

Page 225, Lines 1-2, Column A; Columns B-E in their entirety

Page 226, Lines 1-4, Column A

Page 228, Lines 1-2, Column A; Columns B-E in their entirety

Page 229, Lines 1-4, Column A

Page 230, Line 1, Column B; Line 2, Column A

Page 241, Lines 1-2, Column A; Columns B-E in their entirety

Page 242, Lines 1-4, Column A

Page 244, Lines 1-2, Column A; Columns B-E in their entirety

Page 246, Lines 1-4, Column A

Page 247, Line 1, Column B; Line 2, Column A

Page 256, Lines 1-2, Column A; Columns B-E in their entirety

Page 257, Lines 1-2, Column A; Columns B-E in their entirety

Page 258, Lines 1-4, Column A

Page 259, Line 1, Column B; Line 2, Column A

Page 261, Lines 1-2, Column A; Columns B-E in their entirety

Page 262, Lines 1-4, Column A

Page 263, Line 1, Column B; Line 2, Column A

Page 266, Columns A-D in their entirety

Page 267, Columns A-D in their entirety

Page 270, Columns A-D in their entirety

Page 277, Lines 1-2, Column A; Columns B-E in their entirety

Page 278, Lines 1-2, Column A; Columns B-E in their entirety

Page 279, Lines 1-4, Column A

Page 281, Lines 1-2, Column A; Columns B-E in their entirety

Page 282, Lines 1-2, Column A; Columns B-E in their entirety

Page 283, Lines 1-4, Column A

Page 284, Line 1, Column B; Line 2, Column A

Page 290, Columns A-D in their entirety

Page 291, Columns A-D in their entirety

Page 292, Lines 1-4, Column A

Page 293, Line 1, Column B; Line 2, Column A

Page 320, Lines 1-3, Column A

Page 329, Lines, 1-2, Columns A-B

Page 330, Lines 1-4, Columns A-B

Page 331, Line 1, Columns A-B

Page 332, Line 1, Columns A-B

Page 333, Lines 1-2, Columns A-B

Page 334, Line 1, Columns A-B

Page 335, Line 1, Columns A-B

Page 336, Line 1, Columns A-B

Page 337, Line 1, Columns A-B

Response to Request # 10

Page 386, Lines 1-26, Columns A-B

Page 387, Lines 1-4, Columns A-I; Line 5,
Columns A-J; Lines 6-10, Columns A-F

Page 389, Lines 1-37, Columns A-B

Page 390, Lines 1-4, Columns A-B

Page 391, Lines 1-2, Columns A-B

Page 392, Lines 1-4, Columns A-B

Page 393, Line 1, Columns A-B

Page 394, Lines 1-7, Columns A-B

Page 395, Line 1, Columns A-B

Page 396, Line 1, Columns A-B

Page 397, Line 1, Columns A-B

Page 398, Line 1, Columns A-B

Page 399, Line 1, Columns A-B

Page 400, Lines 1-2, Columns A-B

Page 401, Line 1, Columns A-B

Page 402, Line 1, Columns A-B

Page 403, Line 1, Columns A-B

Page 404, Lines 1-5, Columns A-F; Lines 6-10,
Columns A-E

Page 406, Lines 1-5, Columns A-B

Page 407, Lines 1-5, Columns A-B

Page 408, Lines 1-2, Columns A-B

Page 409, Lines 1-2, Columns A-B

This information is entitled to confidential classification pursuant to §366.093(3) (d) and (e), Florida Statutes. The basis for this information being designated as confidential is more fully set forth in paragraph 2.

Page 410, Lines 1-5, Columns A-B

Page 411, Lines 1-6, Columns A-B

Page 412, Lines 1-2, Columns A-B

Page 413, Lines 1-9, Columns A-B

Page 414, Line 1, Column A-B

Page 415, Lines 1-2, Columns A-B

Page 416, Line 1, Columns A-B

STATE OF FLORIDA

COMMISSIONERS:
MATTHEW M. CARTER II, CHAIRMAN
LISA POLAK EDGAR
KATRINA J. MCMURRIAN
NANCY ARGENZIANO
NATHAN A. SKOP



OFFICE OF COMMISSION CLERK
ANN COLE
COMMISSION CLERK
(850) 413-6770

Public Service Commission

CONFIDENTIAL

ACKNOWLEDGEMENT

DATE: July 30, 2008

TO: Susan D. Ritenour, Gulf Power Company

FROM: Ruth Nettles, Office of Commission Clerk

RE: Acknowledgement of Receipt of Confidential Filing

This will acknowledge receipt of a CONFIDENTIAL DOCUMENT filed in Docket Number 080001 or, if filed in an undocketed matter, concerning certain information submitted in response to staff's second request for PODs (Nos. 9-10), and filed on behalf of Gulf Power Company. The document will be maintained in locked storage.

If you have any questions regarding this document, please contact Marguerite Lockard, Deputy Clerk, at (850) 413-6770.

DOCUMENT NUMBER-DATE
0664 | JUL 29 08
FPSC-COMMISSION CLERK

CAPITAL CIRCLE OFFICE CENTER • 2540 SHUMARD OAK BOULEVARD • TALLAHASSEE, FL 32399-0850
An Affirmative Action/Equal Opportunity Employer

PSC Website: <http://www.floridapsc.com>

Internet E-mail: contact@psc.state.fl.us