

**Exhibit B**

080002-EG

**REDACTED DOCUMENTS**

**COM** \_\_\_\_\_  
**ECR** \_\_\_\_\_  
**GCL** \_\_\_\_\_  
**OPC** \_\_\_\_\_  
**RCP**     
**SSC** \_\_\_\_\_  
**SGA** \_\_\_\_\_  
**ADM** \_\_\_\_\_  
**CLK** \_\_\_\_\_

DOCUMENT NUMBER-DATE

07156 AUG 12 8

FPSC-COMMISSION CLERK

A

B


2007 Internal Audit Reports

FPSC CONSERVATION AUDIT  
REQUEST NO. 4, Item # 1

CONFIDENTIAL

- 1. 27008
- 2. 27011
- 3. 27025
- 4. 27032
- 5. 27034
- 6. 27074
- 7. 27075
- 8. 27085
- 9. 27001
- 10. 27004
- 11. 27005
- 12. 27007
- 13. 27012
- 14. 27014
- 15. 27015
- 16. 27017
- 17. 27018
- 18. 27020
- 19. 27024
- 20. 27026
- 21. 27027
- 22. 27039
- 23. 27040
- 24. 27043
- 25. 27045
- 26. 27052
- 27. 27055
- 28. 27056
- 29. 27060
- 30. 27061
- 31. 27066
- 32. 27067
- 33. 27076
- 34. 27080
- 35. 27086
- 36. 27090
- 37. 27091
- 38. 27002
- 39. 27006
- 40. 27013
- 41. 27019
- 42. 27033
- 43. 27035
- 44. 27037 →
- 45. 27038 →
- 46. 27041 →
- 47. 27042
- 48. 27046
- 49. 27047
- 50. 27054
- 51. 27057
- 52. 27062
- 53. 27065
- 54. 27070 →
- 55. 27072
- 56. 27082
- 57. 27083
- 58. 27084






	9-18			
--	------	--	--	--







6-1-89



FPL *PEC*

FPSC Audit - Conservation Clause  
Audit Request No. 10

# CONFIDENTIAL

(1) ACCOUNT NUMBER	(2) BILLING MONTH	(3) BILLED DATE	(4) RATE CODE	(5) TOTAL KWH	(6) ECCR REVENUES	(7) CALCULATED ECCR FACTOR COL(6)/COL(5)
<b>A</b>	200705	5/2/2007	63	816,640	\$1,126.96	\$0.00138
	200705	5/3/2007	63	701,680	\$968.32	\$0.00138
	200705	5/7/2007	63	4,350,480	\$6,003.66	\$0.00138
	200705	5/7/2007	63	3,282,000	\$4,529.16	\$0.00138
	200705	5/7/2007	63	880,000	\$1,214.40	\$0.00138
	200705	5/7/2007	63	778,400	\$1,074.19	\$0.00138
	200705	5/8/2007	63	642,000	\$885.96	\$0.00138
	200705	5/9/2007	63	2,024,480	\$2,793.78	\$0.00138
	200705	5/9/2007	63	981,200	\$1,354.06	\$0.00138
	200705	5/9/2007	63	1,059,600	\$1,462.25	\$0.00138
	200705	5/11/2007	63	2,188,800	\$3,020.54	\$0.00138
	200705	5/14/2007	63	1,364,720	\$1,883.31	\$0.00138
	200705	5/14/2007	63	1,075,600	\$1,484.33	\$0.00138
	200705	5/15/2007	63	1,005,600	\$1,387.73	\$0.00138
	200705	5/15/2007	63	603,120	\$832.31	\$0.00138
	200705	5/17/2007	63	1,240,800	\$1,712.30	\$0.00138
	200705	5/18/2007	63	1,143,200	\$1,577.62	\$0.00138
	200705	5/18/2007	63	939,200	\$1,296.10	\$0.00138
	200705	5/18/2007	63	1,124,200	\$1,551.40	\$0.00138
	200705	5/18/2007	63	835,200	\$1,152.58	\$0.00138
	200705	5/21/2007	63	428,400	\$591.19	\$0.00138
	200705	5/21/2007	63	1,118,600	\$1,543.67	\$0.00138
	200705	5/21/2007	63	672,720	\$928.35	\$0.00138
	200705	5/23/2007	63	3,519,600	\$4,857.05	\$0.00138
	200705	5/24/2007	63	1,094,800	\$1,510.82	\$0.00138
	200705	5/24/2007	63	1,362,000	\$1,879.56	\$0.00138
	200705	5/24/2007	63	1,082,800	\$1,494.26	\$0.00138
	200705	5/24/2007	63	1,668,000	\$2,301.84	\$0.00138
	200705	5/25/2007	63	1,184,400	\$1,634.47	\$0.00138
	200705	5/29/2007	63	55,200	\$76.18	\$0.00138
	200705	5/30/2007	63	757,600	\$1,045.49	\$0.00138
	200705	5/30/2007	63	1,040,400	\$1,435.75	\$0.00138
	200705	5/31/2007	63	1,189,960	\$1,642.14	\$0.00138
	200705	5/31/2007	63	1,015,000	\$1,400.70	\$0.00138
	200705	1/9/2008	63	2,116,800	\$2,921.18	\$0.00138

41-2

(A) Bell indicates customer was in another class.

Source: log 10

41-2  
2



# CONFIDENTIAL

PDL

FPL  
FPSC Audit - Conservation Clause  
Audit Request No. 10

(1) ACCOUNT NUMBER	(2) BILLING MONTH	(3) BILLED DATE	(4) RATE CODE	(5) TOTAL KWH	(6) ECCR REVENUES	(7) CALCULATED ECCR FACTOR COL(6)/COL(5)
	200705	5/2/2007	64	387,200	\$580.80	\$0.00150
	200705	5/2/2007	64	119,160	\$178.74	\$0.00150
	200705	5/2/2007	64	210,000	\$315.00	\$0.00150
	200705	5/2/2007	64	248,160	\$372.24	\$0.00150
	200705	5/2/2007	64	97,200	\$145.80	\$0.00150
	200705	5/2/2007	64	216,800	\$325.20	\$0.00150
	200705	5/2/2007	64	141,120	\$211.68	\$0.00150
	200705	5/2/2007	64	360,000	\$540.00	\$0.00150
	200705	5/2/2007	64	177,360	\$266.04	\$0.00150
	200705	5/2/2007	64	321,840	\$482.76	\$0.00150
	200705	5/3/2007	64	626,800	\$940.20	\$0.00150
	200705	5/3/2007	64	58,080	\$87.12	\$0.00150
	200705	5/3/2007	64	402,000	\$603.00	\$0.00150
	200705	5/3/2007	64	435,600	\$653.40	\$0.00150
	200705	5/3/2007	64	126,000	\$189.00	\$0.00150
	200705	5/3/2007	64	134,400	\$201.60	\$0.00150
	200705	5/3/2007	64	560,000	\$840.00	\$0.00150
	200705	5/3/2007	64	247,440	\$371.16	\$0.00150
	200705	5/3/2007	64	281,520	\$422.28	\$0.00150
	200705	5/3/2007	64	295,600	\$443.40	\$0.00150
	200705	5/3/2007	64	676,800	\$1,015.20	\$0.00150
	200705	5/3/2007	64	288,000	\$432.00	\$0.00150
	200705	5/3/2007	64	284,000	\$426.00	\$0.00150
	200705	5/4/2007	64	279,200	\$418.80	\$0.00150
	200705	5/4/2007	64	314,160	\$471.24	\$0.00150
	200705	5/4/2007	64	267,960	\$401.94	\$0.00150
	200705	5/4/2007	64	176,400	\$264.60	\$0.00150
	200705	5/4/2007	64	486,800	\$730.20	\$0.00150
	200705	5/4/2007	64	143,520	\$215.28	\$0.00150
	200705	5/7/2007	64	284,200	\$426.30	\$0.00150
	200705	5/7/2007	64	274,560	\$411.84	\$0.00150
	200705	5/7/2007	64	237,840	\$356.76	\$0.00150
	200705	5/7/2007	64	408,720	\$613.08	\$0.00150
	200705	5/7/2007	64	294,960	\$442.44	\$0.00150
	200705	5/7/2007	64	459,120	\$688.68	\$0.00150
	200705	5/7/2007	64	191,040	\$286.56	\$0.00150
	200705	5/7/2007	64	406,320	\$609.48	\$0.00150
	200705	5/7/2007	64	137,520	\$206.28	\$0.00150
	200705	5/7/2007	64	115,680	\$173.52	\$0.00150
	200705	5/8/2007	64	133,200	\$199.80	\$0.00150
	200705	5/8/2007	64	295,200	\$442.80	\$0.00150
	200705	5/8/2007	64	156,960	\$235.44	\$0.00150
	200705	5/8/2007	64	122,880	\$184.32	\$0.00150
	200705	5/8/2007	64	178,200	\$267.30	\$0.00150
	200705	5/8/2007	64	240,800	\$361.20	\$0.00150
	200705	5/8/2007	64	217,200	\$325.80	\$0.00150
	200705	5/8/2007	64	357,200	\$535.80	\$0.00150
	200705	5/9/2007	64	550,000	\$825.00	\$0.00150
	200705	5/9/2007	64	160,560	\$240.84	\$0.00150
	200705	5/9/2007	64	468,480	\$702.72	\$0.00150

41-2

41-2  
3

CONFIDENTIAL

FPL  
FPSC Audit - Conservation Clause  
Audit Request No. 10

(1) ACCOUNT NUMBER	(2) BILLING MONTH	(3) BILLED DATE	(4) RATE CODE	(5) TOTAL KWH	(6) ECCR REVENUES	(7) CALCULATED ECCR FACTOR COL(6)/COL(5)
	200705	5/9/2007	64	431,880	\$647.82	\$0.00150
	200705	5/9/2007	64	184,800	\$277.20	\$0.00150
	200705	5/9/2007	64	211,920	\$317.88	\$0.00150
	200705	5/9/2007	64	143,760	\$215.64	\$0.00150
	200705	5/9/2007	64	116,400	\$174.60	\$0.00150
	200705	5/9/2007	64	210,480	\$315.72	\$0.00150
	200705	5/9/2007	64	188,640	\$282.96	\$0.00150
	200705	5/9/2007	64	100,080	\$150.12	\$0.00150
	200705	5/9/2007	64	230,400	\$345.60	\$0.00150
	200705	5/10/2007	64	711,200	\$1,066.80	\$0.00150
	200705	5/10/2007	64	100,320	\$150.48	\$0.00150
	200705	5/10/2007	64	241,600	\$362.40	\$0.00150
	200705	5/10/2007	64	325,200	\$487.80	\$0.00150
	200705	5/10/2007	64	227,600	\$341.40	\$0.00150
	200705	5/10/2007	64	139,560	\$209.34	\$0.00150
	200705	5/10/2007	64	323,880	\$485.82	\$0.00150
	200705	5/11/2007	64	247,080	\$370.62	\$0.00150
	200705	5/11/2007	64	182,280	\$273.42	\$0.00150
	200705	5/11/2007	64	16,797	\$25.20	\$0.00150
	200705	5/11/2007	64	275,040	\$412.56	\$0.00150
	200705	5/11/2007	64	208,320	\$312.48	\$0.00150
	200705	5/11/2007	64	318,720	\$478.08	\$0.00150
	200705	5/11/2007	64	194,400	\$291.60	\$0.00150
	200705	5/11/2007	64	294,000	\$441.00	\$0.00150
	200705	5/11/2007	64	147,480	\$221.22	\$0.00150
	200705	5/14/2007	64	148,560	\$222.84	\$0.00150
	200705	5/14/2007	64	150,960	\$226.44	\$0.00150
	200705	5/14/2007	64	106,400	\$159.60	\$0.00150
	200705	5/14/2007	64	78,480	\$117.72	\$0.00150
	200705	5/14/2007	64	182,280	\$273.42	\$0.00150
	200705	5/14/2007	64	116,880	\$175.32	\$0.00150
	200705	5/14/2007	64	104,160	\$156.24	\$0.00150
	200705	5/14/2007	64	128,400	\$192.60	\$0.00150
	200705	5/15/2007	64	567,120	\$850.68	\$0.00150
	200705	5/15/2007	64	377,200	\$565.80	\$0.00150
	200705	5/15/2007	64	239,400	\$359.10	\$0.00150
	200705	5/15/2007	64	878,000	\$1,317.00	\$0.00150
	200705	5/15/2007	64	231,000	\$346.50	\$0.00150
	200705	5/15/2007	64	230,400	\$345.60	\$0.00150
	200705	5/15/2007	64	224,400	\$336.60	\$0.00150
	200705	5/15/2007	64	119,280	\$178.92	\$0.00150
	200705	5/15/2007	64	53,400	\$80.10	\$0.00150
	200705	5/15/2007	64	140,640	\$210.96	\$0.00150
	200705	5/15/2007	64	196,320	\$294.48	\$0.00150
	200705	5/15/2007	64	278,400	\$417.60	\$0.00150
	200705	5/15/2007	64	348,800	\$523.20	\$0.00150
	200705	5/15/2007	64	266,000	\$399.00	\$0.00150
	200705	5/15/2007	64	157,600	\$236.40	\$0.00150
	200705	5/15/2007	64	272,000	\$408.00	\$0.00150
	200705	5/15/2007	64	566,000	\$849.00	\$0.00150
	200705	5/16/2007	64	195,600	\$293.40	\$0.00150

41-2  
3

2

# CONFIDENTIAL

FPL  
FPSC Audit - Conservation Clause  
Audit Request No. 10

(1) ACCOUNT NUMBER	(2) BILLING MONTH	(3) BILLED DATE	(4) RATE CODE	(5) TOTAL KWH	(6) ECCR REVENUES	(7) CALCULATED ECCR FACTOR COL(6)/COL(5)
	200705	5/16/2007	64	513,600	\$770.40	\$0.00150
	200705	5/16/2007	64	315,600	\$473.40	\$0.00150
	200705	5/16/2007	64	207,120	\$310.68	\$0.00150
	200705	5/16/2007	64	325,200	\$487.80	\$0.00150
	200705	5/16/2007	64	84,800	\$127.20	\$0.00150
	200705	5/16/2007	64	478,400	\$717.60	\$0.00150
	200705	5/16/2007	64	149,760	\$224.64	\$0.00150
	200705	5/16/2007	64	622,560	\$933.84	\$0.00150
	200705	5/16/2007	64	206,160	\$309.24	\$0.00150
	200705	5/17/2007	64	251,200	\$376.80	\$0.00150
	200705	5/17/2007	64	131,160	\$196.74	\$0.00150
	200705	5/17/2007	64	298,320	\$447.48	\$0.00150
	200705	5/17/2007	64	58,800	\$88.20	\$0.00150
	200705	5/17/2007	64	782,160	\$1,173.24	\$0.00150
	200705	5/17/2007	64	226,560	\$339.84	\$0.00150
	200705	5/17/2007	64	196,560	\$294.84	\$0.00150
	200705	5/17/2007	64	143,760	\$215.64	\$0.00150
	200705	5/17/2007	64	187,980	\$281.97	\$0.00150
	200705	5/17/2007	64	287,200	\$430.80	\$0.00150
	200705	5/17/2007	64	336,480	\$504.72	\$0.00150
	200705	5/17/2007	64	187,200	\$280.80	\$0.00150
	200705	5/18/2007	64	572,000	\$858.00	\$0.00150
	200705	5/18/2007	64	381,600	\$572.40	\$0.00150
	200705	5/18/2007	64	196,920	\$295.38	\$0.00150
	200705	5/18/2007	64	129,600	\$194.40	\$0.00150
	200705	5/18/2007	64	152,160	\$228.24	\$0.00150
	200705	5/18/2007	64	509,200	\$763.80	\$0.00150
	200705	5/18/2007	64	213,360	\$320.04	\$0.00150
	200705	5/18/2007	64	289,680	\$434.52	\$0.00150
	200705	5/18/2007	64	100,320	\$150.48	\$0.00150
	200705	5/18/2007	64	341,200	\$511.80	\$0.00150
	200705	5/18/2007	64	266,400	\$399.60	\$0.00150
	200705	5/18/2007	64	341,600	\$512.40	\$0.00150
	200705	5/21/2007	64	307,200	\$460.80	\$0.00150
	200705	5/21/2007	64	611,200	\$916.80	\$0.00150
	200705	5/21/2007	64	638,400	\$957.60	\$0.00150
	200705	5/21/2007	64	380,800	\$571.20	\$0.00150
	200705	5/21/2007	64	834,400	\$1,251.60	\$0.00150
	200705	5/21/2007	64	418,320	\$627.48	\$0.00150
	200705	5/21/2007	64	226,800	\$340.20	\$0.00150
	200705	5/21/2007	64	196,560	\$294.84	\$0.00150
	200705	5/21/2007	64	254,880	\$382.32	\$0.00150
	200705	5/21/2007	64	188,640	\$282.96	\$0.00150
	200705	5/21/2007	64	184,800	\$277.20	\$0.00150
	200705	5/21/2007	64	262,800	\$394.20	\$0.00150
	200705	5/21/2007	64	378,720	\$568.08	\$0.00150
	200705	5/21/2007	64	370,400	\$555.60	\$0.00150
	200705	5/21/2007	64	382,800	\$574.20	\$0.00150
	200705	5/21/2007	64	509,520	\$764.28	\$0.00150
	200705	5/21/2007	64	91,440	\$137.16	\$0.00150
	200705	5/22/2007	64	158,880	\$238.32	\$0.00150

41-2  
3

(1) ACCOUNT NUMBER	(2) BILLING MONTH	(3) BILLED DATE	(4) RATE CODE	(5) TOTAL KWH	(6) ECCR REVENUES	(7) CALCULATED ECCR FACTOR COL(6)/COL(5)
	200705	5/22/2007	64	78,000	\$117.00	\$0.00150
	200705	5/22/2007	64	436,320	\$654.48	\$0.00150
	200705	5/22/2007	64	349,920	\$524.88	\$0.00150
	200705	5/22/2007	64	29,400	\$44.10	\$0.00150
	200705	5/22/2007	64	189,360	\$284.04	\$0.00150
	200705	5/22/2007	64	203,760	\$305.64	\$0.00150
	200705	5/22/2007	64	163,080	\$244.62	\$0.00150
	200705	5/22/2007	64	174,400	\$261.60	\$0.00150
	200705	5/22/2007	64	386,160	\$579.24	\$0.00150
	200705	5/23/2007	64	434,640	\$651.96	\$0.00150
	200705	5/23/2007	64	228,720	\$343.08	\$0.00150
	200705	5/23/2007	64	241,560	\$362.34	\$0.00150
	200705	5/23/2007	64	184,680	\$277.02	\$0.00150
	200705	5/23/2007	64	244,800	\$367.20	\$0.00150
	200705	5/23/2007	64	226,080	\$339.12	\$0.00150
	200705	5/23/2007	64	201,200	\$301.80	\$0.00150
	200705	5/23/2007	64	188,000	\$282.00	\$0.00150
	200705	5/23/2007	64	268,320	\$402.48	\$0.00150
	200705	5/23/2007	64	577,600	\$866.40	\$0.00150
	200705	5/24/2007	64	347,600	\$521.40	\$0.00150
	200705	5/24/2007	64	188,160	\$282.24	\$0.00150
	200705	5/24/2007	64	243,600	\$365.40	\$0.00150
	200705	5/24/2007	64	263,280	\$394.92	\$0.00150
	200705	5/24/2007	64	595,200	\$892.80	\$0.00150
	200705	5/25/2007	64	487,440	\$731.16	\$0.00150
	200705	5/25/2007	64	997,200	\$1,495.80	\$0.00150
	200705	5/25/2007	64	438,480	\$657.72	\$0.00150
	200705	5/25/2007	64	726,000	\$1,089.00	\$0.00150
	200705	5/25/2007	64	342,000	\$513.00	\$0.00150
	200705	5/25/2007	64	529,200	\$793.80	\$0.00150
	200705	5/25/2007	64	134,160	\$201.24	\$0.00150
	200705	5/25/2007	64	172,800	\$259.20	\$0.00150
	200705	5/25/2007	64	553,680	\$830.52	\$0.00150
	200705	5/25/2007	64	204,960	\$307.44	\$0.00150
	200705	5/25/2007	64	245,200	\$367.80	\$0.00150
	200705	5/25/2007	64	525,840	\$788.76	\$0.00150
	200705	5/29/2007	64	386,400	\$579.60	\$0.00150
	200705	5/29/2007	64	336,400	\$504.60	\$0.00150
	200705	5/29/2007	64	626,880	\$940.32	\$0.00150
	200705	5/29/2007	64	127,320	\$190.98	\$0.00150
	200705	5/29/2007	64	245,760	\$368.64	\$0.00150
	200705	5/29/2007	64	207,720	\$311.58	\$0.00150
	200705	5/29/2007	64	652,000	\$978.00	\$0.00150
	200705	5/29/2007	64	305,600	\$458.40	\$0.00150
	200705	5/29/2007	64	307,600	\$461.40	\$0.00150
	200705	5/29/2007	64	213,600	\$320.40	\$0.00150
	200705	5/30/2007	64	185,600	\$278.40	\$0.00150
	200705	5/30/2007	64	382,400	\$573.60	\$0.00150
	200705	5/30/2007	64	328,800	\$493.20	\$0.00150
	200705	5/30/2007	64	355,200	\$532.80	\$0.00150
	200705	5/30/2007	64	576,480	\$864.72	\$0.00150

41-2  
 3

4

# CONFIDENTIAL

FPL  
FPSC Audit - Conservation Clause  
Audit Request No. 10

(1) ACCOUNT NUMBER	(2) BILLING MONTH	(3) BILLED DATE	(4) RATE CODE	(5) TOTAL KWH	(6) ECCR REVENUES	(7) CALCULATED ECCR FACTOR COL(6)/COL(5)
	200705	5/30/2007	64	368,400	\$552.60	\$0.00150
	200705	5/30/2007	64	136,980	\$205.47	\$0.00150
	200705	5/31/2007	64	166,800	\$250.20	\$0.00150
	200705	5/31/2007	64	568,000	\$852.00	\$0.00150
	200705	5/31/2007	64	344,000	\$516.00	\$0.00150
	200705	5/31/2007	64	62,640	\$93.96	\$0.00150
	200705	5/31/2007	64	309,600	\$464.40	\$0.00150
	200705	5/31/2007	64	328,680	\$493.02	\$0.00150
	200705	5/31/2007	64	59,600	\$89.40	\$0.00150
	200705	5/31/2007	64	119,600	\$179.40	\$0.00150
	200705	5/31/2007	64	195,840	\$293.76	\$0.00150
	200705	5/31/2007	64	691,600	\$1,037.40	\$0.00150
	200705	5/31/2007	64	244,560	\$366.84	\$0.00150
	200705	5/31/2007	64	594,960	\$892.44	\$0.00150
	200705	5/31/2007	64	143,880	\$215.82	\$0.00150
	200705	5/31/2007	64	744,600	\$1,116.90	\$0.00150
	200705	5/31/2007	64	203,520	\$305.28	\$0.00150
	200705	5/31/2007	64	128,400	\$192.60	\$0.00150
	200705	5/31/2007	64	157,200	\$235.80	\$0.00150
	200705	5/31/2007	64	255,200	\$382.80	\$0.00150
	200705	5/31/2007	64	390,400	\$585.60	\$0.00150
	200705	5/31/2007	64	362,640	\$543.96	\$0.00150
	200705	5/31/2007	64	195,240	\$292.86	\$0.00150
	200705	5/31/2007	64	62,800	\$94.20	\$0.00150
	200705	5/31/2007	64	761,600	\$1,142.40	\$0.00150
	200705	5/31/2007	64	517,200	\$775.80	\$0.00150
	200705	5/31/2007	64	522,800	\$784.20	\$0.00150
	200705	5/31/2007	64	528,000	\$792.00	\$0.00150
	200705	6/5/2007	64	140,000	\$210.00	\$0.00150
	200705	6/5/2007	64	213,360	\$320.04	\$0.00150
	200705	6/6/2007	64	61,320	\$91.98	\$0.00150
	200705	6/6/2007	64	147,720	\$221.58	\$0.00150
	200705	6/7/2007	64	160,200	\$240.30	\$0.00150
	200705	6/11/2007	64	682,400	\$1,023.60	\$0.00150
	200705	6/12/2007	64	161,880	\$242.82	\$0.00150
	200705	6/25/2007	64	384,720	\$577.08	\$0.00150
	200705	8/22/2007	64	116,160	\$174.24	\$0.00150
	200705	9/13/2007	64	208,080	\$312.12	\$0.00150
	200705	3/20/2008	64	319,200	\$478.80	\$0.00150
	200705	4/21/2008	64	472,000	\$708.00	\$0.00150

41-2  
3

CONFIDENTIAL

ppc

FPL  
FPSC Audit - Conservation Clause  
Audit Request No. 10

(1) ACCOUNT NUMBER	(2) BILLING MONTH	(3) BILLED DATE	(4) RATE CODE	(5) TOTAL KWH	(6) ECCR REVENUES	(7) CALCULATED ECCR FACTOR COL(6)/COL(5)
A [REDACTED]	200705	5/14/2007	265	143,280	\$197.73	\$0.00138
	200705	5/14/2007	265	73,200	\$101.02	\$0.00138
	200705	5/25/2007	265	662,400	\$914.11	\$0.00138

41-2

A Rate classes were merged. Renewed bill.

41-2  
4

CONFIDENTIAL

(1)

bill acct	kwh	ECCR Charge	rate	billing month	approved ECCR factor	
	0	\$0.82	168	may 07	\$0.00132	\$0.00
	0	\$0.62	168	may 07	\$0.00132	\$0.00
	168	\$0.22	168	may 07	\$0.00132	\$0.22
	474	\$0.63	168	may 07	\$0.00132	\$0.63
	0	\$0.33	168	may 07	\$0.00132	\$0.00
	0	\$0.64	168	may 07	\$0.00132	\$0.00
	0	\$0.29	168	may 07	\$0.00132	\$0.00
	559	\$0.74	168	may 07	\$0.00132	\$0.74
	0	\$0.14	168	may 07	\$0.00132	\$0.00
	0	\$4.05	168	may 07	\$0.00132	\$0.00
	0	\$0.59	168	may 07	\$0.00132	\$0.00
	0	\$0.34	168	may 07	\$0.00132	\$0.00
	0	\$0.55	168	may 07	\$0.00132	\$0.00
	177	\$0.23	168	may 07	\$0.00132	\$0.23
	273	\$0.36	168	may 07	\$0.00132	\$0.36
	0	\$0.05	168	may 07	\$0.00132	\$0.00
	0	\$5.46	168	may 07	\$0.00132	\$0.00
	0	\$0.43	168	may 07	\$0.00132	\$0.00
	0	\$0.66	168	may 07	\$0.00132	\$0.00
	346	\$0.46	168	may 07	\$0.00132	\$0.46
	0	\$0.70	168	may 07	\$0.00132	\$0.00
	0	\$0.85	168	may 07	\$0.00132	\$0.00
	704	\$0.93	168	may 07	\$0.00132	\$0.93
	0	\$0.65	168	may 07	\$0.00132	\$0.00
	502	\$0.66	168	may 07	\$0.00132	\$0.66
	365	\$0.48	168	may 07	\$0.00132	\$0.48
	370	\$0.49	168	may 07	\$0.00132	\$0.49
	2350	\$3.10	168	may 07	\$0.00132	\$3.10
	0	\$0.47	168	may 07	\$0.00132	\$0.00
	313	\$0.41	168	may 07	\$0.00132	\$0.41
	454	\$0.60	168	may 07	\$0.00132	\$0.60
	0	\$1.02	168	may 07	\$0.00132	\$0.00
	383	\$0.51	168	may 07	\$0.00132	\$0.51
	0	\$0.85	168	may 07	\$0.00132	\$0.00
	0	\$0.31	168	may 07	\$0.00132	\$0.00
	0	\$0.56	168	may 07	\$0.00132	\$0.00
	514	\$0.68	168	may 07	\$0.00132	\$0.68
	413	\$0.55	168	may 07	\$0.00132	\$0.55
	0	\$0.42	168	may 07	\$0.00132	\$0.00
	428	\$0.56	168	may 07	\$0.00132	\$0.56
	0	\$0.31	168	may 07	\$0.00132	\$0.00
	1411	\$1.86	168	may 07	\$0.00132	\$1.86
	0	\$0.72	168	may 07	\$0.00132	\$0.00
	548	\$0.72	168	may 07	\$0.00132	\$0.72
	433	\$0.57	168	may 07	\$0.00132	\$0.57
	438	\$0.58	168	may 07	\$0.00132	\$0.58
	0	\$0.63	168	may 07	\$0.00132	\$0.00
	511	\$0.67	168	may 07	\$0.00132	\$0.67
	0	\$0.33	168	may 07	\$0.00132	\$0.00

41-2

41-2  
5

(3,560)  
Since the #'s on 41-2 above are not material, no  
further work was done. The co. provided the bills. 1

(1)

# CONFIDENTIAL

FPL  
FPSC Audit - Conservation Clause  
Audit Request No. 10



539	\$0.71	168	may 07	\$0.00132	\$0.71
0	\$0.55	168	may 07	\$0.00132	\$0.00
0	\$0.73	168	may 07	\$0.00132	\$0.00
305	\$0.40	168	may 07	\$0.00132	\$0.40
1571	\$2.07	168	may 07	\$0.00132	\$2.07
0	\$0.47	168	may 07	\$0.00132	\$0.00
0	\$0.57	168	may 07	\$0.00132	\$0.00
0	\$0.29	168	may 07	\$0.00132	\$0.00
0	\$0.98	168	may 07	\$0.00132	\$0.00
458	\$0.60	168	may 07	\$0.00132	\$0.60
0	\$0.65	168	may 07	\$0.00132	\$0.00
377	\$0.50	168	may 07	\$0.00132	\$0.50
0	\$0.78	168	may 07	\$0.00132	\$0.00
288	\$0.38	168	may 07	\$0.00132	\$0.38
406	\$0.54	168	may 07	\$0.00132	\$0.54
407	\$0.54	168	may 07	\$0.00132	\$0.54
0	\$0.59	168	may 07	\$0.00132	\$0.00
1681	\$2.22	168	may 07	\$0.00132	\$2.22
310	\$0.41	168	may 07	\$0.00132	\$0.41
677	\$0.89	168	may 07	\$0.00132	\$0.89
0	\$0.78	168	may 07	\$0.00132	\$0.00
1884	\$2.49	168	may 07	\$0.00132	\$2.49
0	\$0.58	168	may 07	\$0.00132	\$0.00
126	\$0.17	168	may 07	\$0.00132	\$0.17
0	\$0.30	168	may 07	\$0.00132	\$0.00
937	\$1.24	168	may 07	\$0.00132	\$1.24
0	\$0.71	168	may 07	\$0.00132	\$0.00
208	\$0.27	168	may 07	\$0.00132	\$0.27
0	\$0.71	168	may 07	\$0.00132	\$0.00
0	\$0.55	168	may 07	\$0.00132	\$0.00
503	\$0.66	168	may 07	\$0.00132	\$0.66
0	\$2.59	168	may 07	\$0.00132	\$0.00
0	\$0.57	168	may 07	\$0.00132	\$0.00
1776	\$2.34	168	may 07	\$0.00132	\$2.34
0	\$0.95	168	may 07	\$0.00132	\$0.00
0	\$0.41	168	may 07	\$0.00132	\$0.00
486	\$0.64	168	may 07	\$0.00132	\$0.64
277	\$0.37	168	may 07	\$0.00132	\$0.37
406	\$0.54	168	may 07	\$0.00132	\$0.54
301	\$0.40	168	may 07	\$0.00132	\$0.40
558	\$0.74	168	may 07	\$0.00132	\$0.74
546	\$0.72	168	may 07	\$0.00132	\$0.72
1394	\$1.84	168	may 07	\$0.00132	\$1.84
331	\$0.44	168	may 07	\$0.00132	\$0.44
302	\$0.40	168	may 07	\$0.00132	\$0.40
403	\$0.53	168	may 07	\$0.00132	\$0.53
313	\$0.41	168	may 07	\$0.00132	\$0.41
0	\$0.78	168	may 07	\$0.00132	\$0.00
0	\$0.40	168	may 07	\$0.00132	\$0.00
0	\$0.64	168	may 07	\$0.00132	\$0.00

41-2  
5


2



(1)

CONFIDENTIAL

FPL  
FPSC Audit - Conservation Clause  
Audit Request No. 10



337	\$0.44	168	may 07	\$0.00132	\$0.44
0	\$0.84	168	may 07	\$0.00132	\$0.00
329	\$0.43	168	may 07	\$0.00132	\$0.43
159	\$0.21	168	may 07	\$0.00132	\$0.21
235	\$0.31	168	may 07	\$0.00132	\$0.31
498	\$0.66	168	may 07	\$0.00132	\$0.66
0	\$0.55	168	may 07	\$0.00132	\$0.00
0	\$0.93	168	may 07	\$0.00132	\$0.00
411	\$0.54	168	may 07	\$0.00132	\$0.54
0	\$0.35	168	may 07	\$0.00132	\$0.00

41-2  
5

3



FPL

SAP Disbursement Account  
Bank of America  
Atlanta, DeKalb County, Georgia

WARNING: Original document has a reflective watermark on reverse side. Hold at an angle to view.  
For Inquiries Call (305) 483-8700

Item # 23

Attachment A

64-1278  
811

Check Date: 07/11/2007


Check No. 1130143

Reg 6 #23

1 TWO HUNDRED TWENTY SEVEN THOUSAND FIVE HUNDRED DOLLARS

\$227,500.00

2 PAY TO THE  
3 ORDER OF  
4



CONFIDENTIAL

FLORIDA POWER & LIGHT CO.

Paul Cutler

5



3299977761

6 Florida Power & Light Co.  
7 Vendor Name:



Check Date: 07/11/2007

Check Number: 1130143

Invoice Number	Invoice Date	Document Number	Gross Amount	Discount	Net Amount
BCI	07/03/2007	1900060781	227,500.00	0.00	227,500.00
		Check Total.....			\$ 227,500.00

431  
1 P4

431  
1-1  
1

CONFIDENTIAL

1  
2  
3  
4  
5



Kathy Schmitt  
Sent by: Angie Lima

07/03/2007 04:29 PM

To: Annette Sabarese@FPL  
cc: Leo Herrera/CS/FPL@FPL, Angie Lima/CS/FPL@FPL, Anabelle Cardelles/CS/FPL@FPL  
Subject: BCI check request for Phase Two [redacted] Aseptic storage (payment two of two) job #6273991

6  
7  
8  
9  
10  
11  
12

Annette,

I need for another Business Custom Incentive check for [redacted] The incentive check should be made available for hand delivery. Annette Dann in Sarasota (CSFO/AOW) is the account manager.

Please let me know if we need anything further. I do assume this will need Dennis' approval, and possible Marlene Santos' as well.

Kathy  
239-947-7349

ENTERED BY: Annette Sabarese DATE: [redacted]  
PHONE: 305-552-2591 MAIL SYM SMS BLDG CODE GO  
AUTHORIZED BY [signature] 7/11/07  
215200 REQUIRED IF UNDER \$2500

13  
14  
15  
16  
17  
18  
19

1) Incentive Check to:



(Glenn Johnson is the main contact for the customer)

SES DOCUMENT NUMBER(S): 1900060761  
AS 7-9-07

Vendor # 215200 in SAP  
EIN 13-3346705

20  
21  
22

\$ 227,500.00 charged to 1907-91-000-08-0-078 EAC 912

This is for BCI job # 6273991 Phase Two Aseptic Storage; payment #2 of two payments for a total incentive of \$450,000.

23  
24

This is for BCI job 6273991

-----BES screen information below-----

25  
26  
27  
28  
29

Name: [redacted] Acct #: [redacted] Cust #: [redacted]  
Addr: [redacted] Prem #: [redacted] Job #: 6273991  
City: [redacted] St: FL Zip: [redacted] Job OPEN Status:

\$/KWH 0.04  
Summer System KW 1812.000

\$/KWD 8.06  
Winter System KW 6980.000

43-1  
1-1  
1

2

1  
2  
3

INPUT DATA - PART 1 CONTINUED  
PROGRAM METHOD SELECTED: REV. KEO

I. PROGRAM DEMAND SAVINGS & LINE LOSSES

(1) CUSTOMER KW REDUCTION AT METER .....	1,997.25 KW
(2) GENERATOR KW REDUCTION PER CUSTOMER .....	2,678.51 KW
(3) KW LINE LOSS PERCENTAGE .....	9.03 %
(4) GENERATOR KVA REDUCTION PER CUSTOMER .....	15,600,313.60 KVA
(5) KVA LINE LOSS PERCENTAGE .....	7.16 %
(6) GROUP LINE LOSS MULTIPLIER .....	1.60
(7) CUSTOMER KW INCREASE AT METER .....	0.00 KVA

II. ECONOMIC LIFE & X FACTORS

(1) STUDY PERIOD FOR THE CONSERVATION PROGRAM .....	26 YEARS
(2) GENERATOR ECONOMIC LIFE .....	25 YEARS
(3) T&D ECONOMIC LIFE .....	35 YEARS
(4) X FACTOR FOR GENERATION .....	1.6843
(5) X FACTOR FOR T & D .....	1.61194

III. UTILITY & CUSTOMER COSTS

(1) UTILITY NON RECURRING COST PER CUSTOMER .....	*** \$/CUST
(2) UTILITY RECURRING COST PER CUSTOMER .....	*** \$/CUST
(3) UTILITY COST ESCALATION RATE .....	*** %**
(4) CUSTOMER EQUIPMENT COST .....	*** \$/CUST
(5) CUSTOMER EQUIPMENT ESCALATION RATE .....	*** %**
(6) CUSTOMER O & M COST .....	*** \$/CUST/YR
(7) CUSTOMER O & M COST ESCALATION RATE .....	*** %**
(8) INCREASED SUPPLY COSTS .....	*** \$/CUST/YR
(9) SUPPLY COSTS ESCALATION RATE .....	*** %**
(10) UTILITY DISCOUNT RATE .....	8.37 %
(11) UTILITY AFUDC RATE .....	7.94 %
(12) UTILITY NON RECURRING REBATE/INCENTIVE .....	*** \$/CUST
(13) UTILITY RECURRING REBATE/INCENTIVE .....	*** \$/CUST
(14) UTILITY REBATE/INCENTIVE ESCALATION RATE .....	*** %

IV. AVOIDED GENERATOR AND T&D COSTS

(1) BASE YEAR .....	2005
(2) IN-SERVICE YEAR FOR AVOIDED GENERATING UNIT .....	2010
(3) IN-SERVICE YEAR FOR AVOIDED T&D .....	2008-2010
(4) BASE YEAR AVOIDED GENERATING COST .....	668.89 \$/KW
(5) BASE YEAR AVOIDED TRANSMISSION COST .....	0.00 \$/KW
(6) BASE YEAR DISTRIBUTION COST .....	0.00 \$/KW
(7) GEN, TRAN & DIST COST ESCALATION RATE .....	3.00 %**
(8) GENERATOR FIXED O & M COST .....	68.29 \$/KW/YR
(9) GENERATOR FIXED O&M ESCALATION RATE .....	4.18 %**
(10) TRANSMISSION FIXED O & M COST .....	0.00 \$/KW
(11) DISTRIBUTION FIXED O & M COST .....	0.00 \$/KW
(12) T&D FIXED O&M ESCALATION RATE .....	4.18 %**
(13) AVOIDED GEN UNIT VARIABLE O & M COSTS .....	0.813 CENTS/KWH
(14) GENERATOR VARIABLE O&M COST ESCALATION RATE .....	1.59 %**
(15) GENERATOR CAPACITY FACTOR .....	39% ** (in-service year)
(16) AVOIDED GENERATING UNIT FUEL COST .....	5.09 CENTS PER KWH** (in-service year)
(17) AVOIDED GEN UNIT FUEL COST ESCALATION RATE .....	5.74 %**

V. NON-FUEL ENERGY AND DEMAND CHARGES

(1) NON FUEL COST IN CUSTOMER BILL .....	*** CENTS/KWH
(2) NON-FUEL COST ESCALATION RATE .....	*** %
(3) DEMAND CHARGE IN CUSTOMER BILL .....	*** \$/KW&CO
(4) DEMAND CHARGE ESCALATION RATE .....	*** %

\* SUPPLEMENTAL INFORMATION NOT SPECIFIED IN WORKBOOK  
 \*\* VALUE SHOWN IS FOR FIRST YEAR ONLY (VALUE VARIES OVER TIME)  
 \*\*\* PROGRAM COST CALCULATION VALUES ARE SHOWN ON PAGE 2

43-1  
1-1  
1

CONFIDENTIAL

2007 ECCR AUDIT  
REQUEST NO. 6  
ITEMS NOS. 23, 44-46

1  
2  
3

\* INPUT DATA -- PART 1 CONTINUED  
PROGRAM/METHOD SELECTED: REV REQ  
PROGRAM NAME: [REDACTED]

YEAR	(1) UTILITY PROGRAM COSTS WITHOUT INCENTIVES \$(000)	(2) UTILITY INCENTIVES \$(000)	(3) OTHER UTILITY COSTS \$(000)	(4) TOTAL UTILITY PROGRAM COSTS \$(000)	(5) ENERGY CHARGE REVENUE \$(000)	(6) DEMAND CHARGE REVENUE \$(000)	(7) PARTICIPANT EQUIPMENT COSTS \$(000)	(8) PARTICIPANT O&M COSTS \$(000)	(9) OTHER PARTICIPANT COSTS \$(000)	(10) TOTAL PARTICIPANT COSTS \$(000)
2005	0	0	0	0	0	0	0	0	0	
2006	5	455	0	460	259	109	5,129	0	5,129	
2007	0	0	0	0	527	217	0	0	0	
2008	0	0	0	0	524	212	0	0	0	
2009	0	0	0	0	534	212	0	0	0	
2010	0	0	0	0	541	211	0	0	0	
2011	0	0	0	0	558	200	0	0	0	
2012	0	0	0	0	572	192	0	0	0	
2013	0	0	0	0	585	192	0	0	0	
2014	0	0	0	0	600	189	0	0	0	
2015	0	0	0	0	603	187	0	0	0	
2016	0	0	0	0	614	184	0	0	0	
2017	0	0	0	0	621	181	0	0	0	
2018	0	0	0	0	633	180	0	0	0	
2019	0	0	0	0	649	182	0	0	0	
2020	0	0	0	0	664	187	0	0	0	
2021	0	0	0	0	680	191	0	0	0	
2022	0	0	0	0	696	196	0	0	0	
2023	0	0	0	0	712	201	0	0	0	
2024	0	0	0	0	729	207	0	0	0	
2025	0	0	0	0	746	212	0	0	0	
2026	0	455	0	455	764	217	8,590	0	8,590	
2027	0	0	0	0	782	223	0	0	0	
2028	0	0	0	0	800	229	0	0	0	
2029	0	0	0	0	819	234	0	0	0	
2030	0	0	0	0	838	240	0	0	0	

NOM	12	910	0	922	16,052	4,987	13,719	0	0	13,719
SPV	6	504	0	510	5,983	1,991	6,321	0	0	6,321

\* SUPPLEMENTAL INFORMATION NOT SPECIFIED IN WORKBOOK  
\*\* NEGATIVE COSTS WILL BE CALCULATED AS POSITIVE BENEFITS FOR TRC AND RIM TESTS

43-1  
1-1  
1-1

5

CONFIDENTIAL

2007 ECCR AUDIT  
REQUEST NO. 6  
ITEMS NOS. 23, 44-46

1  
2  
3  
CALCULATION OF GEN X-FACTOR  
PROGRAM METHOD SELECTED REV REQ  
PROGRAM NAME

(2)	(3)	(4)	(5)	(6)	(7)	(8)	(9)	(10)	(11)	(12)	(13)	(14)	
YEAR	ERO-YEAR RATE BASE \$(000)	DEBT \$(000)	PREFERRED STOCK \$(000)	COMMON EQUITY \$(000)	INCOME TAXES \$(000)	PROPERTY TAX \$(000)	PROPERTY INSURANCE \$(000)	DEPRFC \$(000)	DEFERRED TAXES \$(000)	TOTAL FIXED CHARGES \$(000)	PRESENT WORTH FIXED CHARGES \$(000)	CUMULATIVE PW FIXED CHARGES \$(000)	REPLACEMENT COST BASIS FOR PROPERTY INSURANCE \$(000)
2010	2300	71	0	149	28	0	0	90	0	408	408	408	2,243
2011	2210	69	0	143	65	43	13	90	30	452	417	825	2,311
2012	2081	65	0	135	65	41	13	90	25	454	369	1,194	2,380
2013	1976	61	0	128	64	39	14	90	21	417	328	1,522	2,451
2014	1865	58	0	121	64	38	14	90	17	400	290	1,812	2,525
2015	1759	55	0	114	63	36	14	90	13	365	257	2,069	2,601
2016	1656	51	0	107	62	34	15	90	10	369	228	2,297	2,679
2017	1538	48	0	101	61	32	15	90	7	354	202	2,499	2,759
2018	1460	45	0	94	58	31	16	90	6	340	179	2,678	2,842
2019	1364	42	0	88	54	29	16	90	6	325	158	2,835	2,927
2020	1268	39	0	82	50	27	17	90	6	311	139	2,975	3,015
2021	1172	36	0	76	46	25	17	90	6	297	123	3,097	3,105
2022	1076	33	0	70	42	23	18	90	6	282	108	3,205	3,199
2023	980	30	0	63	38	22	18	90	6	268	94	3,299	3,295
2024	884	27	0	57	34	20	19	90	6	254	82	3,381	3,393
2025	789	24	0	51	45	18	20	90	6	239	72	3,453	3,495
2026	693	22	0	45	27	16	20	90	6	225	62	3,515	3,600
2027	597	19	0	39	23	14	21	90	6	211	54	3,569	3,708
2028	501	16	0	32	19	13	21	90	6	197	46	3,615	3,819
2029	405	13	0	26	15	11	22	90	6	182	40	3,655	3,934
2030	309	10	0	20	11	9	23	98	(13)	168	34	3,689	4,052
2031	213	7	0	15	46	7	23	98	(32)	157	29	3,718	4,173
2032	116	4	0	11	43	5	24	99	(32)	148	25	3,743	4,299
2033	58	2	0	4	41	4	25	99	(32)	139	22	3,765	4,428
2034					39	2	26	98	(32)	130	19	3,783	4,560

IN SERVICE COST (\$000)	2,243
IN SERVICE YEAR	2010
BOOK LIFE (YRS)	25
DEPRFC TAX RATE	34.57%
DISCOUNT RATE	8.4%
PROPERTY TAX	2.60%
PROPERTY INSURANCE	8.56%

CAPITAL STRUCTURE		
SOURCE	WEIGHT	COST
DEBT	43%	6.90%
P/S	0%	0.00%
C/S	57%	11.75%

K-FACTOR =  $\frac{PWFC}{IN-SVC COST} = 1.68643$

2007 ECCR AUDIT  
 REQUEST NO. 6  
 ITEMS NOS. 23, 44-46  
**CONFIDENTIAL**

43-1  
 1-1-1  
 1

6

1  
2  
3

DEFERRED TAX AND MID-YEAR RATE BASE CALCULATION  
PROGRAM METHOD SELECTED: REV RBO  
PROGRAM NAME [REDACTED]

(1)	(2)	(3)	(4)	(5)	(6)	(7)	(8)	(9)	(10)	(11)	(12)	(13)	(14)	(15)
YEAR	TAX DEPRECIATION SCHEDULE	TAX DEPRECIATION \$(000)	ACCUMULATED TAX DEPRECIATION \$(000)	BOOK DEPRECIATION \$(000)	ACCUMULATED BOOK DEPRECIATION \$(000)	BOOK DEPRECIATION FOR DEFERRED TAX \$(000)	ACCUMULATED BOOK DEPR FOR DEFERRED TAX \$(000)	DEFERRED TAX DUE TO DEPRECIATION \$(000)	TOTAL EQUITY AFUDC \$(000)	BOOK DEPR RATE MINUS 1/LIFE	(10)*(11) TAX RATE \$(000)	SALVAGE TAX RATE \$(000)	ANNUAL DEFERRED TAX (9)-(12)+(13) \$(000)	ACCUMULATED DEFERRED TAX \$(000)
2010	3.75%	83	83	90	90	82	82	0	187	0	0	0	0	(56)
2011	7.22%	159	242	90	179	82	164	30	187	0	0	0	30	(37)
2012	4.68%	147	389	90	269	82	247	25	187	0	0	0	25	(2)
2013	5.19%	124	513	90	359	82	329	21	187	0	0	0	21	19
2014	5.71%	126	639	90	449	82	411	17	187	0	0	0	17	36
2015	5.22%	116	767	90	538	82	493	13	187	0	0	0	13	49
2016	4.89%	106	874	90	628	82	576	10	187	0	0	0	10	59
2017	4.52%	102	974	90	718	82	658	7	187	0	0	0	7	66
2018	4.46%	98	1,072	90	808	82	740	6	187	0	0	0	6	72
2019	4.46%	98	1,170	90	897	82	822	6	187	0	0	0	6	78
2020	4.46%	98	1,269	90	987	82	905	6	187	0	0	0	6	84
2021	4.46%	98	1,367	90	1,077	82	987	6	187	0	0	0	6	90
2022	4.46%	98	1,465	90	1,167	82	1,069	6	187	0	0	0	6	97
2023	4.46%	98	1,563	90	1,256	82	1,151	6	187	0	0	0	6	103
2024	4.46%	98	1,662	90	1,346	82	1,234	6	187	0	0	0	6	109
2025	4.46%	98	1,760	90	1,436	82	1,316	6	187	0	0	0	6	115
2026	4.46%	98	1,858	90	1,526	82	1,398	6	187	0	0	0	6	121
2027	4.46%	98	1,956	90	1,615	82	1,480	6	187	0	0	0	6	127
2028	4.46%	98	2,054	90	1,705	82	1,563	6	187	0	0	0	6	134
2029	4.46%	98	2,153	90	1,795	82	1,645	6	187	0	0	0	6	140
2030	2.23%	49	2,202	90	1,885	82	1,727	(13)	187	0	0	0	(13)	127
2031	0.00%	0	2,202	90	1,974	82	1,809	(32)	187	0	0	0	(32)	95
2032	0.00%	0	2,202	90	2,064	82	1,891	(32)	187	0	0	0	(32)	63
2033	0.00%	0	2,202	90	2,154	82	1,974	(32)	187	0	0	0	(32)	32
2034	0.00%	0	2,202	90	2,243	82	2,056	(32)	187	0	0	0	(32)	0

SALVAGE / REMOVAL COST	0.00
YEAR SALVAGE / COST OF REMOVAL	2029
DEFERRED TAXES DURING CONSTRUCTION (SEE PAGE 5)	(56)
TOTAL EQUITY AFUDC CAPITALIZED (SEE PAGE 5)	187
BOOK DEPR RATE - USEFUL LIFE	4.00%

43  
1/1

2007 ECCR AUDIT  
REQUEST NO. 6  
ITEMS NOS. 23, 44-46

CONFIDENTIAL

1  
2  
3

DEFERRED TAX AND MID-YEAR RATE BASE CALCULATION  
PROGRAM METHOD SELECTED: REV REQ  
PROGRAM NAME: [REDACTED]

(1) YEAR	(2) TAX DEPRECIATION SCHEDULE	(3) TAX DEPRECIATION \$(000)	(4) DEFERRED TAX \$(000)	(5) END OF YEAR NET PLANT IN SERVICE \$(000)	(5a)* ACCUMULATED DEPRECIATION \$(000)	(5b)* ACCUMULATED DEF TAXES \$(000)	(6) BEGINNING YEAR RATE BASE \$(000)	(7) ENDING OF YEAR RATE BASE \$(000)	(8) MID-YEAR RATE BASE \$(000)
2010	1.75%	83	0	2,243	90	(56)	2,300	2,210	2,255
2011	7.32%	159	30	2,154	179	(27)	2,210	2,091	2,150
2012	6.88%	147	25	2,064	265	(3)	2,091	1,976	2,033
2013	6.18%	126	21	1,974	339	19	1,976	1,865	1,921
2014	5.71%	126	17	1,885	449	36	1,865	1,759	1,812
2015	5.59%	116	13	1,793	538	49	1,759	1,656	1,707
2016	4.89%	108	10	1,705	628	59	1,656	1,556	1,606
2017	4.32%	100	7	1,613	718	66	1,556	1,460	1,508
2018	4.46%	98	6	1,526	808	73	1,460	1,364	1,412
2019	4.46%	98	6	1,436	897	78	1,364	1,268	1,316
2020	4.46%	98	6	1,346	987	84	1,268	1,172	1,220
2021	4.46%	98	6	1,256	1,077	90	1,172	1,076	1,124
2022	4.46%	98	6	1,167	1,167	97	1,076	980	1,028
2023	4.46%	98	6	1,077	1,256	103	980	884	932
2024	4.46%	98	6	987	1,346	109	884	789	836
2025	4.46%	98	6	897	1,436	115	789	693	741
2026	4.46%	98	6	808	1,526	121	693	597	645
2027	4.46%	98	6	718	1,615	127	597	501	549
2028	4.46%	98	6	628	1,703	134	501	405	453
2029	4.46%	98	6	538	1,793	140	405	309	357
2030	2.23%	48	(13)	449	1,885	127	309	232	271
2031	0.00%	0	(32)	359	1,974	95	232	174	203
2032	0.00%	0	(32)	269	2,064	63	174	116	145
2033	0.00%	0	(32)	179	2,154	32	116	58	87
2034	0.00%	0	(32)	90	2,243	0	58	0	29

\* Column not specified in workbook

43-1  
1/1

8

2007 ECCR AUDIT  
REQUEST NO. 6  
ITEMS NOS. 23, 44-46  
**CONFIDENTIAL**



1  
2  
3

INPUT DATA - PART 2  
PROGRAM METHOD SELECTED: REV REQ  
PROGRAM NAME: ██████████

(1) YEAR	(2) CUMULATIVE TOTAL PARTICIPATING CUSTOMERS	(3) ADJUSTED CUMULATIVE PARTICIPATING CUSTOMERS	(4) UTILITY AVERAGE SYSTEM FUEL COST (¢/kWh)	(5) AVOIDED MARGINAL FUEL COST (¢/kWh)	(6)* INCREASED MARGINAL FUEL COST (¢/kWh)	(7) REPLACEMENT FUEL COST (¢/kWh)	(8) PROGRAM KW EFFECTIVENESS FACTOR	(9) PROGRAM kWh EFFECTIVENESS FACTOR
2085	0	0	6.49	6.64	8.44	0.00	1.00	1.00
2086	1	1	7.66	7.79	9.04	0.00	1.00	1.00
2087	1	1	7.34	7.53	8.86	0.00	1.00	1.00
2088	1	1	6.47	6.61	7.66	0.00	1.00	1.00
2089	1	1	5.82	5.91	6.72	0.00	1.00	1.00
2010	1	1	5.95	6.04	6.86	6.59	1.00	1.00
2011	1	1	6.15	6.25	7.27	7.90	1.00	1.00
2012	1	1	6.28	6.37	7.46	7.07	1.00	1.00
2013	1	1	6.55	6.66	7.76	7.36	1.00	1.00
2014	1	1	6.77	6.88	8.06	7.59	1.00	1.00
2015	1	1	6.99	7.10	8.37	7.83	1.00	1.00
2016	1	1	7.25	7.36	8.69	7.82	1.00	1.00
2017	1	1	7.39	7.49	9.01	7.73	1.00	1.00
2018	1	1	7.61	7.70	9.35	7.94	1.00	1.00
2019	1	1	7.84	7.93	9.75	8.06	1.00	1.00
2020	1	1	8.11	8.20	10.16	8.32	1.00	1.00
2021	1	1	8.38	8.47	10.53	8.50	1.00	1.00
2022	1	1	8.61	8.69	11.02	10.10	1.00	1.00
2023	1	1	8.86	8.94	11.42	11.56	1.00	1.00
2024	1	1	9.11	9.19	11.95	12.92	1.00	1.00
2025	1	1	9.42	9.50	12.39	14.35	1.00	1.00
2026	1	1	9.64	9.71	12.89	14.65	1.00	1.00
2027	1	1	9.91	9.98	13.37	14.77	1.00	1.00
2028	1	1	10.20	10.27	13.94	15.13	1.00	1.00
2029	1	1	10.47	10.54	14.39	15.44	1.00	1.00
2030	1	1	10.80	10.87	15.08	15.04	1.00	1.00

\* THIS COLUMN IS USED ONLY FOR LOAD SHIFTING PROGRAMS WHICH SHIFT CONSUMPTION TO OFF-PEAK PERIODS.  
THE VALUES REPRESENT THE OFF PEAK SYSTEM FUEL COSTS.

43-1  
1-1  
1

10

**CONFIDENTIAL**  
2007 ECCR AUDIT  
REQUEST NO. 6  
ITEMS NOS. 23, 44-46

2/3

AVOIDED GENERATING BENEFITS  
PROGRAM METHOD SELECTED: REV. RBQ  
PROGRAM NAME: [REDACTED]

YEAR	(2) AVOIDED GEN UNIT CAPACITY COST \$(000)	(3) AVOIDED GEN UNIT FIXED O&M \$(000)	(4) AVOIDED GEN UNIT VARIABLE O&M \$(000)	(5) AVOIDED GEN UNIT FUEL COST \$(000)	(6) REPLACEMENT FUEL COST \$(000)	(7) AVOIDED GEN UNIT BENEFITS \$(000)
2005	0	0	0	0	0	0
2006	0	0	0	0	0	0
2007	0	0	0	0	0	0
2008	0	0	0	0	0	0
2009	0	0	0	0	0	0
2010	408	226	1	460	595	499
2011	452	236	2	761	990	461
2012	434	247	2	772	987	469
2013	417	259	2	797	1,030	445
2014	400	271	2	789	1,023	440
2015	385	283	2	877	1,107	433
2016	369	296	2	1,012	1,240	440
2017	354	309	3	1,091	1,316	442
2018	340	323	3	1,151	1,383	434
2019	325	338	3	1,219	1,442	443
2020	311	354	3	1,278	1,514	433
2021	297	370	4	1,353	1,588	435
2022	282	387	4	1,413	1,909	176
2023	268	404	4	1,474	2,209	(59)
2024	254	422	4	1,542	2,499	(278)
2025	239	440	4	1,602	2,792	(506)
2026	225	459	4	1,671	2,879	(519)
2027	211	480	4	1,730	2,911	(486)
2028	197	501	5	1,803	3,009	(504)
2029	182	522	5	1,857	3,062	(496)
2030	168	545	5	1,920	3,107	(469)

NGM	6,518	7,471	69	26,571	38,591	2,239
NPV	2,168	2,271	28	7,580	10,437	1,902

43-1  
1-1  
1-1

2007 ECCR AUDIT  
REQUEST NO. 6  
ITEMS NOS. 23, 44-46  
**CONFIDENTIAL**

1  
3

AVOIDED T&D AND PROGRAM FUEL SAVINGS  
PROGRAM METHOD SELECTED: REV REC  
PROGRAM NAME: [REDACTED]

(1) YEAR	(2) AVOIDED TRANSMISSION CAP COST \$(000)	(3) AVOIDED TRANSMISSION O&M COST \$(000)	(4) TOTAL AVOIDED TRANSMISSION COST \$(000)	(5) AVOIDED DISTRIBUTION CAP COST \$(000)	(6) AVOIDED DISTRIBUTION O&M COST \$(000)	(7) TOTAL AVOIDED DISTRIBUTION COST \$(000)	(8) PROGRAM FUEL SAVINGS \$(000)	(8a)* PROGRAM OFF-PEAK PAYBACK \$(000)
2005	0	0	0	0	0	0	0	0
2006	0	0	0	0	0	0	612	0
2007	0	0	0	0	0	0	1,188	0
2008	0	0	0	0	0	0	1,042	0
2009	0	0	0	0	0	0	928	0
2010	0	0	0	0	0	0	848	0
2011	0	0	0	0	0	0	882	0
2012	0	0	0	0	0	0	1,001	0
2013	0	0	0	0	0	0	1,047	0
2014	0	0	0	0	0	0	1,082	0
2015	0	0	0	0	0	0	1,117	0
2016	0	0	0	0	0	0	1,156	0
2017	0	0	0	0	0	0	1,175	0
2018	0	0	0	0	0	0	1,208	0
2019	0	0	0	0	0	0	1,244	0
2020	0	0	0	0	0	0	1,286	0
2021	0	0	0	0	0	0	1,328	0
2022	0	0	0	0	0	0	1,363	0
2023	0	0	0	0	0	0	1,402	0
2024	0	0	0	0	0	0	1,440	0
2025	0	0	0	0	0	0	1,489	0
2026	0	0	0	0	0	0	1,523	0
2027	0	0	0	0	0	0	1,564	0
2028	0	0	0	0	0	0	1,610	0
2029	0	0	0	0	0	0	1,652	0
2030	0	0	0	0	0	0	1,793	0
<hr/>								
NOM.	0	0	0	0	0	0	31,070	0
NPV	0	0	0	0	0	0	11,518	0

\* THESE VALUES REPRESENT THE COST OF THE INCREASED FUEL CONSUMPTION DUE TO GREATER OFF-PEAK ENERGY USAGE. USED FOR LOAD SHIFTING PROGRAMS ONLY.

12  
43-1  
1/1

CONFIDENTIAL

2007 ECCR AUDIT  
REQUEST NO. 6  
ITEMS NOS. 23, 44-46

1  
2  
3

TOTAL RESOURCE COST TEST  
PROGRAM/METHOD SELECTED: REV RBQ  
PROGRAM NAME: [REDACTED]

(1)	(2)	(3)	(4)	(5)	(6)	(7)	(8)	(9)	(10)	(11)	(12)	(13)
YEAR	DECREASED SUPPLY COSTS \$(000)	UTILITY PROGRAM COSTS \$(000)	PARTICIPANT PROGRAM COSTS \$(000)	OTHER COSTS \$(000)	TOTAL COSTS \$(000)	AVOIDED GEN UNIT BENEFITS \$(000)	AVOIDED T&D BENEFITS \$(000)	PROGRAM FUEL SAVINGS \$(000)	OTHER BENEFITS \$(000)	TOTAL BENEFITS \$(000)	NET BENEFITS \$(000)	CUMULATIVE DISCOUNTED NET BENEFITS \$(000)
2065	0	0	0	0	0	0	0	0	0	0	0	0
2066	0	0	1,129	0	5,134	0	0	612	0	612	(4,521)	(4,172)
2067	0	0	0	0	0	0	0	1,188	0	1,188	1,188	(2,160)
2068	0	0	0	0	0	0	0	1,042	0	1,042	1,042	(2,342)
2069	0	0	0	0	0	0	0	928	0	928	928	(1,649)
2070	0	0	0	0	0	459	0	948	0	1,447	1,447	(700)
2071	0	0	0	0	0	461	0	982	0	1,443	1,443	190
2072	0	0	0	0	0	469	0	1,001	0	1,469	1,469	1,027
2073	0	0	0	0	0	445	0	1,047	0	1,492	1,492	1,812
2074	0	0	0	0	0	440	0	1,082	0	1,522	1,522	2,550
2075	0	0	0	0	0	439	0	1,117	0	1,556	1,556	3,246
2076	0	0	0	0	0	442	0	1,156	0	1,596	1,596	3,905
2077	0	0	0	0	0	442	0	1,175	0	1,616	1,616	4,521
2078	0	0	0	0	0	434	0	1,208	0	1,642	1,642	5,099
2079	0	0	0	0	0	443	0	1,244	0	1,688	1,688	5,647
2080	0	0	0	0	0	433	0	1,286	0	1,718	1,718	6,161
2081	0	0	0	0	0	435	0	1,328	0	1,763	1,763	6,648
2082	0	0	0	0	0	176	0	1,363	0	1,539	1,539	7,041
2083	0	0	0	0	0	(39)	0	1,402	0	1,344	1,344	7,357
2084	0	0	0	0	0	(278)	0	1,440	0	1,162	1,162	7,609
2085	0	0	0	0	0	(506)	0	1,489	0	983	983	7,806
2086	0	0	8,590	0	8,597	(519)	0	1,523	0	1,004	(7,594)	6,482
2087	0	0	0	0	0	(485)	0	1,564	0	1,078	1,078	6,586
2088	0	0	0	0	0	(504)	0	1,610	0	1,106	1,106	6,760
2089	0	0	0	0	0	(496)	0	1,652	0	1,156	1,156	6,928
2090	0	0	0	0	0	(469)	0	1,703	0	1,234	1,234	7,094
<b>TOM</b>	0	0	13,713	0	13,731	2,239	0	31,090	0	33,328	15,597	
<b>NPV</b>	0	0	6,321	0	6,327	1,992	0	11,518	0	13,420	7,094	

Discount Rate: 8.37 %  
Benefit/Cost Ratio (Col(11) / Col(6)):

2.12

2007 ECCR AUDIT  
REQUEST NO. 6  
ITEMS NOS. 23, 44-46  
**CONFIDENTIAL**

43-1  
1-1  
1-3

120

PARTICIPANT COSTS AND BENEFITS  
 PROGRAM METHOD SELECTED: REV REQ  
 PROGRAM NAME: [REDACTED]

(1)	(2)	(3)	(4)	(5)	(6)	(7)	(8)	(9)	(10)	(11)	(12)
YEAR	SAVINGS IN PARTICIPANTS BILLS \$(000)	TAX CREDITS \$(000)	UTILITY REBATES \$(000)	OTHER BENEFITS \$(000)	TOTAL BENEFITS \$(000)	CUSTOMER EQUIPMENT COSTS \$(000)	CUSTOMER O&M COSTS \$(000)	OTHER COSTS \$(000)	TOTAL COSTS \$(000)	NET BENEFITS \$(000)	CUMULATIVE DISCOUNTED NET BENEFITS \$(000)
2005	0	0	0	0	0	0	0	0	0	0	0
2006	459	0	455	0	914	5,129	0	0	5,129	(4,215)	(3,000)
2007	329	0	0	0	329	0	0	0	0	329	(3,098)
2008	321	0	0	0	321	0	0	0	0	321	(2,375)
2009	334	0	0	0	334	0	0	0	0	334	(1,698)
2010	342	0	0	0	342	0	0	0	0	342	(1,068)
2011	354	0	0	0	354	0	0	0	0	354	(479)
2012	366	0	0	0	366	0	0	0	0	366	71
2013	383	0	0	0	383	0	0	0	0	383	588
2014	399	0	0	0	399	0	0	0	0	399	1,073
2015	1,002	0	0	0	1,002	0	0	0	0	1,002	1,521
2016	1,014	0	0	0	1,014	0	0	0	0	1,014	1,946
2017	1,021	0	0	0	1,021	0	0	0	0	1,021	2,329
2018	1,035	0	0	0	1,035	0	0	0	0	1,035	2,693
2019	1,059	0	0	0	1,059	0	0	0	0	1,059	3,037
2020	1,085	0	0	0	1,085	0	0	0	0	1,085	3,362
2021	1,110	0	0	0	1,110	0	0	0	0	1,110	3,669
2022	1,137	0	0	0	1,137	0	0	0	0	1,137	3,959
2023	1,164	0	0	0	1,164	0	0	0	0	1,164	4,230
2024	1,192	0	0	0	1,192	0	0	0	0	1,192	4,491
2025	1,220	0	0	0	1,220	0	0	0	0	1,220	4,736
2026	1,249	0	453	0	1,704	8,590	0	0	8,590	(6,885)	3,463
2027	1,279	0	0	0	1,279	0	0	0	0	1,279	3,681
2028	1,310	0	0	0	1,310	0	0	0	0	1,310	3,887
2029	1,341	0	0	0	1,341	0	0	0	0	1,341	4,082
2030	1,373	0	0	0	1,373	0	0	0	0	1,373	4,266

NOM	24,479	0	910	0	27,589	13,719	0	0	13,719	13,870
REV	11,983	0	504	0	10,587	4,321	0	0	4,321	4,266

In Service of Gen Fund  
 Discount Rate : 3.010 %  
 Benefit/Cost Ratio (Col(6) / Col(10)) : 1.67

2007 ECCR AUDIT  
 REQUEST NO. 6  
 ITEMS NOS. 23, 44-46

CONFIDENTIAL

142  
 1-1  
 43-1

1/3  
**RATE IMPACT TEST**  
**PROGRAM/METHOD SELECTED: RRV FEO**  
**PROGRAM NAME: [REDACTED]**

(1)	(2)	(3)	(4)	(5)	(6)	(7)	(8)	(9)	(10)	(11)	(12)	(13)	(14)
YEAR	INCREASED SUPPLY COSTS \$(000)	UTILITY PROGRAM COSTS \$(000)	INCENTIVES \$(000)	REVENUE LOSSES \$(000)	OTHER COSTS \$(000)	TOTAL COSTS \$(000)	AVOIDED GEN UNIT & FUEL BENEFITS \$(000)	AVOIDED T&D BENEFITS \$(000)	REVENUE GAINS \$(000)	OTHER BENEFITS \$(000)	TOTAL BENEFITS \$(000)	NET BENEFITS \$(000)	CUMULATIVE DISCOUNTED NET BENEFITS \$(000)
2005	0	0	0	0	0	0	0	0	0	0	0	0	0
2006	0	0	455	368	0	823	612	0	0	0	0	0	0
2007	0	0	0	744	0	744	1,188	0	0	0	1,188	444	(199)
2008	0	0	0	737	0	737	1,042	0	0	0	1,042	305	180
2009	0	0	0	746	0	746	928	0	0	0	928	182	420
2010	0	0	0	752	0	752	1,447	0	0	0	1,447	696	551
2011	0	0	0	758	0	758	1,443	0	0	0	1,443	685	1,017
2012	0	0	0	765	0	765	1,469	0	0	0	1,469	705	1,440
2013	0	0	0	777	0	777	1,492	0	0	0	1,492	714	1,841
2014	0	0	0	789	0	789	1,522	0	0	0	1,522	733	2,217
2015	0	0	0	790	0	790	1,556	0	0	0	1,556	766	2,572
2016	0	0	0	798	0	798	1,596	0	0	0	1,596	798	2,915
2017	0	0	0	802	0	802	1,616	0	0	0	1,616	814	3,245
2018	0	0	0	813	0	813	1,642	0	0	0	1,642	829	3,555
2019	0	0	0	831	0	831	1,688	0	0	0	1,688	856	3,847
2020	0	0	0	851	0	851	1,718	0	0	0	1,718	867	4,124
2021	0	0	0	872	0	872	1,763	0	0	0	1,763	892	4,384
2022	0	0	0	892	0	892	1,839	0	0	0	1,839	914	4,631
2023	0	0	0	914	0	914	1,944	0	0	0	1,944	930	4,796
2024	0	0	0	936	0	936	1,162	0	0	0	1,162	227	4,897
2025	0	0	0	958	0	958	983	0	0	0	983	25	4,946
2026	0	0	455	981	0	1,444	1,004	0	0	0	1,004	(440)	4,951
2027	0	0	0	1,005	0	1,005	1,078	0	0	0	1,078	73	4,870
2028	0	0	0	1,029	0	1,029	1,106	0	0	0	1,106	77	4,882
2029	0	0	0	1,053	0	1,053	1,156	0	0	0	1,156	102	4,894
2030	0	0	0	1,079	0	1,079	1,234	0	0	0	1,234	155	4,909

NOM	0	12	910	21,039	0	21,961	33,328	0	0	0	33,328	11,568
NPV	0	6	504	7,981	0	8,491	13,420	0	0	0	13,420	4,930

Discount Rate  
 Benefit/Cost Ratio (Col(12) / Col(7))

8.37 %  
 1.58

2007 ECCR AUDIT  
 REQUEST NO. 6  
 ITEMS NOS. 23, 44-46

**CONFIDENTIAL**

434  
 1/1

15



FPL

SAP Disbursement Account  
Bank of America  
Atlanta, DeKalb County, Georgia

WARNING: Original document has a reflective watermark on reverse side. Hold at an angle to view.  
For inquiries call (304)485-6700

Check Date: 02/13/2007

Check No. 1084620

64-1278  
611

PBC

CONFIDENTIAL



1 EIGHT HUNDRED SEVENTY THOUSAND DOLLARS

2 PAY TO THE  
3 ORDER OF



FLORIDA POWER & LIGHT CO.

Paul Cutler

5



329997776

6 Florida Power & Light Co.

Check Date: 02/13/2007

7 Vendor Name:



Check Number: 1084620

Invoice Number	Invoice Date	Document Number	Gross Amount	Discount	Net Amount
BCI	01/29/2007	1900012873	870,000.00	0.00	870,000.00
		Check Total.....			\$ 870,000.00

43-1  
1-1  
2

43-1  
1-1  
2

16

CONFIDENTIAL

1  
2  
3  
4



Kathy Schmitt  
01/29/2007 08:28 AM

To: Annette Sabarese@FPL  
cc: Leo Herrera@FPL  
Subject: BCI check request for Phase Three [redacted] (payment one of three)

5  
6  
7  
8

Annette  
I need two checks for another for another Business Custom Incentive job at [redacted] one for the incentive and one for the monitoring bill. The incentive check should be made available for hand delivery. Annette Dann in Sarasota (CSFO/AOW) is the account manager.

9  
10

Please let me know if we need anything further. I do assume this will need approval from both Dennis and Marlene Santos.

11  
12

Kathy  
239-947-7349

ENTERED BY: Annette Sabarese DATE: \_\_\_\_\_  
PHONE: 305-552-2591 MAIL SYM SMS BLDG CODE GO  
AUTHORIZED BY: [Signature]  
REQUIRED IF UNDER \$2500

13

1) Incentive Check to:

14  
15  
16  
17

[redacted]  
(Glenn Johnson is the main contact for the customer)

SES DOCUMENT NUMBER(S): ~~1900012873~~  
1900012873  
(15) 2-9-07

18  
19

Vendor # 215200 in SAP  
EIN 13-3346705

20  
21  
22

\$ 870,000.00 charged to 1907-91-000-08-0-078 EAC 912  
This is for BCI job # 1091401 Phase Three Aseptic Storage; payment #1 of three payments for a total incentive of \$2,610,000.

23  
24

2) I will be forwarding an invoice for the monitoring phase at the [redacted] business custom incentive project. Please process this invoice.

25  
26  
27  
28

[redacted]  
EIN is [redacted]

29  
30  
31

Invoice #1415  
dated 11/28/2006  
\$7,500.00

32  
33

wo 1907-91-000-08-0-078 EAC 692  
EAC should be for Professional Services

34

This is for BCI job #1091401

35  
36

Name: [redacted]

Acct #: [redacted]

Cust #: [redacted]

37  
38

Addr: [redacted]

Prem #: [redacted]

Job #: 1091401

39

City: [redacted] St: [redacted] Zip: [redacted]

Job OPEN Status:

43-1  
1-1  
2

17 2



CONFIDENTIAL

1  
2  
**SAP Vendor Local Check, Alternate Payment Terms and SFT  
Authorization Form**

3 Vendor Name: [REDACTED]

SAP Vendor Number: 215200

Company Code: 1001

Request Type (check all that apply):

Local Check

Alternate Payment Terms - Enter new payment term \_\_\_\_\_

Special Financial Transaction (SFT) Non-PO Invoice > \$50,000

Payment Type:

Affiliated Company

Banking/Investment

Corporate Dues

Charitable Contribution/Donations

Customer Refund

Dividend Payment

Insurance

Interchange

Interest Payment

Itinerant Employee

Jointly Owned Facilities

Legal Settlement

Payroll Deductions/Relocation

Petty Cash Reimbursement

Real Estate Purchase

Taxes

Transmission True-up

Utility Bill

Other - please explain

Business Custom Incentive (BCI)

One Time:

Is this request for a single transaction?  Yes  No

If Yes, please contact Nelys Michelena at 552-4286 once transaction is completed.

Requested by: Annette Sabarese

Date: 1-30-2007

Phone Number: 552-2591

Department/BU: PMD - GO

Approved by: [Signature]

Date: 1/30/07

BU Vice President: [Signature]

Date: \_\_\_\_\_

Please fax the completed, approved form to Cash Control and Support at 305-552-4515. For questions, contact Nelys Michelena at 305-552-4286.

43-  
1-1  
2

194

HP LaserJet 3100  
Printer/Fax/Copier/Scanner

2007 ECCR AUDIT  
REQUEST NO. 6  
ITEMS NOS. 23, 44-46

SEND CONFIRMATION REPORT FOR  
FPL PMD  
305 552 2497  
Feb. 5-07 12:25

CONFIDENTIAL

Job	Start Time	Usage	Phone Number or ID	Type	Pages	Mode	Status
63	2/5 12:25	0'24"	3055524515	Send	1/1	EC144	Completed
Total		0'24"	Pages Sent: 1	Pages Printed: 0			

### SAP Vendor Local Check, Alternate Payment Terms and SFT Authorization Form

Vendor Name: [Redacted] Company Code: 1001

SAP Vendor Number: 272200

Request Type (checkbox at end apply)

Local Check

Alternate Payment Terms - Enter new payment term

Standard Financial Transaction (SFT) Non-PO Invoice > \$50,000

- Payment Type
- Allstate Company
  - Boeing Aircraft
  - Boeing Financial
  - Charitable Contribution/Donation
  - Customer Refund
  - Dividend Payment
  - Insurance
  - Insurance Charge
  - Interest Payment

- Recent Employee
- Child Support
- Legal Settlement
- Payroll Deduction/Reimbursement
- Petty Cash Reimbursement
- Real Estate Purchase
- Taxes
- Vendor Refund
- Vendor Refund Time-up
- Utility Bill

Other - please explain Business Customer Reimburse (BCT)

One Time:

In this request for a single transaction?  Yes  No  
If Yes, please contact Help Materials at SAP-256 once transaction is completed.

Requested by: Justita Sabrose Date: 1-30-07  
Phone Number: 352-511-1527 Department: PMD-60  
Approved by: D. Q.  
BU Via President: M. [Signature]

Please fax the completed Vendor Request Form to Cash Control and end of day for questions, contact Help Materials at 305-552-2497.

Handwritten notes: 43-1-1-2

Handwritten numbers: 2, 3



FPL

SAP Disbursement Account  
Bank of America  
Atlanta, DeKalb County, Georgia

WARNING: Original document has a reflective watermark on reverse side. Hold at an angle to view.  
For inquiries call (305)485-8700

Check Date: 03/22/2007

Check No. 1095089

64-1278  
811

*Item # 45*

*Attachment c*

EIGHT HUNDRED SEVENTY THOUSAND DOLLARS

CONFIDENTIAL



2  
3  
4

PAY TO THE  
ORDER OF



FLORIDA POWER & LIGHT CO.

*Paul Cutler*

5



3299977761


6

Florida Power & Light Co.

Check Date: 03/22/2007

7

Vendor Name:



Check Number: 1095089

Invoice Number	Invoice Date	Document Number	Gross Amount	Discount	Net Amount
BCI	03/01/2007	1900025301	870,000.00	0.00	870,000.00
		Check Total.....			\$ 870,000.00

*43-1  
1 PL*

*43-1  
1-1  
2*

Form 420 ACG REV 1/98

*2x6*

CONFIDENTIAL

1  
2  
3



Leo Herrera  
03/01/2007 03:28 PM

To: Kathy Schmitt/CS/FPL@FPL  
Subject: Re: BCI check request for Phase Three [redacted] (payment two of three)

4 Am ok with this - Dennis pls see below.  
5 Kathy Schmitt

6  
7  
8



Kathy Schmitt  
03/01/2007 10:12 AM

To: Annette Sabarese@FPL  
cc: Leo Herrera@FPL  
Subject: BCI check request for Phase Three [redacted] (payment two of three)

10 Annette  
11 I need another check for a Business Custom Incentive job at [redacted]. The incentive check should be made  
12 available for hand delivery. Annette Dann in Sarasota (CSFO/AOW) is the account manager.

13 Please let me know if we need anything further. I do assume this will need approval from both Dennis and Marlene  
14 Santos.

15 Kathy  
16 239-947-7349

ENTERED BY: Annette Sabarese DATE: \_\_\_\_\_  
PHONE: 305-552-2591 MAIL SYM SMS BLDG CODE GO  
AUTHORIZED BY: M Santos  
REQUIRED IF UNDER \$2500

17 Incentive Check to:  
18 [redacted]  
19 [redacted]  
20 [redacted]  
21 (Glenn Johnson is the main contact for the customer)

SES DOCUMENT NUMBER(S): 1900025301  
AB 3-20-07

22 Vendor # 215200 in SAP  
23 EIN 13-3346705

24 \$ 870,000.00 charged to 1907-91-000-08-0-078 EAC 912  
25 This is for BCI job # 1091401 [redacted] payment #2 of three payments for a total incentive of  
26 \$2,610,000.

27  
28  
29  
30

Name:	[redacted]	Acct #:	[redacted]	Cust #:	[redacted]
Addr:	[redacted]	Prem #:	[redacted]	Job #:	1091401
City: BRADENTON St: FL Zip: 34208				Job	OPEN
				Status:	

43-1  
1-1  
2

227

1  
2

SAP Vendor Local Check, Alternate Payment Terms and SFT  
Authorization Form

3

Vendor Name: [REDACTED]

SAP Vendor Number: 215200 Company Code: 1001

Request Type (check all that apply):

- Local Check
- Alternate Payment Terms - Enter new payment term \_\_\_\_\_
- Special Financial Transaction (SFT) Non-PO Invoice > \$50,000

Payment Type:

- |  |  |
|--|--|
| <input type="checkbox"/> Affiliated Company                | <input type="checkbox"/> Itinerant Employee            |
| <input type="checkbox"/> Banking/Investment                | <input type="checkbox"/> Jointly Owned Facilities      |
| <input type="checkbox"/> Corporate Dues                    | <input type="checkbox"/> Legal Settlement              |
| <input type="checkbox"/> Charitable Contribution/Donations | <input type="checkbox"/> Payroll Deductions/Relocation |
| <input type="checkbox"/> Customer Refund                   | <input type="checkbox"/> Petty Cash Reimbursement      |
| <input type="checkbox"/> Dividend Payment                  | <input type="checkbox"/> Real Estate Purchase          |
| <input type="checkbox"/> Insurance                         | <input type="checkbox"/> Taxes                         |
| <input type="checkbox"/> Interchange                       | <input type="checkbox"/> Transmission True-up          |
| <input type="checkbox"/> Interest Payment                  | <input type="checkbox"/> Utility Bill                  |

Other - please explain Business Custom Incentive (BCI)

One Time:

Is this request for a single transaction?  Yes  No  
If Yes, please contact Nelys Michelena at 552-4286 once transaction is completed.

Requested by: Anette Sabarese Date: March 1, 2007  
Phone Number: 552-2591 Department/BU: PMD-60  
Approved by: [Signature] Date: 3/1/07  
BU Vice President: Moantos Date: 3/6/07

Please fax the completed, approved form to Cash Control and Support at 305-552-4515. For questions, contact Nelys Michelena at 305-552-4286.

43-1  
1-1  
2  
24 9

28 10

43-1  
1-1  
2

1  
2  
3

**SAP Vendor Local Check, Alternate Payment Terms and SFT Authorization Form**

Vendor Name: [Redacted] Company Code: 1001  
 SAP Vendor Number: 275202

Request Type (check all that apply):  
 Local Check  
 Alternate Payment Terms - Enter new payment term  
 Special Financial Transaction (SFT) Max-PO Invoice \* 250,000

- Request Type
- Allied Company
  - Banking/Financials
  - Charitable Done
  - Charitable/Non-Profit/Donations
  - Customer Related
  - Charitable Payment
  - Insurance
  - Internal Payment
  - Other - please explain Business Customer Invoice (603)
- Current Employee
  - Jointly Owned Business
  - Legal Related
  - Payroll Related
  - Petty Cash Disbursements
  - Fixed Estate Purchase
  - Taxes
  - Transmission Fee-Up
  - Utility Bill

One Time:  
 Is this request for a single transaction?  Yes  No  
 If Yes, please consult Help Menu/Help H 052 229 since transaction is complex

Requested by: Anthony Schmitt Date: 03-08-08  
 Phone Number: 857-1122 Department: HR  
 Approved by: [Signature] Date: 03/08  
 BU Vice President: [Signature]

Phone Number: 1-800-555-5555 Fax Number: 1-800-555-5555  
 Email Address: [Redacted]

1-1  
1-1  
3

Job	Start Time	Usage	Phone Number or ID	Type	Pages	Mode	Status
285	3/ 8 15:49...	0:24*	3055524515	Send . . .	1/ 1	EC144	Completed.....
Total		0:24*	Pages Sent: 1	Pages Printed: 0			

01

HP LaserJet 3100  
 Printer/Fax/Copier/Scanner

2007 ECCR AUDIT  
 REQUEST NO. 6  
 ITEMS NOS. 23, 44-46

SEND CONFIRMATION REPORT for  
 FPL PMD  
 305 552 2487  
 Mar-8-07 15:49 H.

**CONFIDENTIAL**



FPL

SAP Disbursement Account  
Bank of America  
Atlanta, DeKalb County, Georgia

WARNING: Original document has a reflective watermark on reverse side. Hold at an angle to view.  
For Inquiries call (305)485-6700

ATTACHMENT # 46

64-1278  
811

Check Date: 07/27/2007

Check No. 1135304

CONFIDENTIAL

1 EIGHT HUNDRED SEVENTY THOUSAND DOLLARS

\$ 870,000.00

2 PAY TO THE  
3 ORDER OF  
4



FLORIDA POWER & LIGHT CO.

Paul Cutler

5



3299977761

6 Florida Power & Light Co.  
7 Vendor Name:




Check Date : 07/27/2007  
Check Number: 1135304

Invoice Number	Invoice Date	Document Number Text	Gross Amount	Discount	Net Amount
BCI-JOB 1091401	07/16/2007	1900066577	870,000.00	0.00	870,000.00
		Check Total.....			\$ 870,000.00
		<i>Handwritten signature</i>			<i>Handwritten calculations:</i> 43-1 1-1 2

266 11

CONFIDENTIAL

1  
2  
3  
4



Kathy Schmitt  
07/16/2007 08:38 AM

To: Annette Sabarese@FPL  
cc: Leo Herrera/CS/FPL@FPL, Angie Lima/CS/FPL@FPL, Anabelle Cardelles/CS/FPL@FPL  
Subject: BCI Final check request for Phase Three- [REDACTED] (payment three of three) job # 1091401

6  
7  
8  
9  
10  
11  
12  
13  
14  
15  
16  
17  
18  
19

(msg dated 7/16/07)

Annette

I need the last incentive check for a Business Custom Incentive job at [REDACTED]. The incentive check should be made available for hand delivery. Annette Dann in Sarasota (CSFO/AOW) is the account manager. I received the final monitoring report on 05/31/2007, so the net 45 day window should be about complete.

Please let me know if we need anything further. I do assume this will need approval from both Dennis and Marlene Santos.

Kathy  
239-947-7349

Incentive Check to:



(Glenn Johnson is the main contact for the customer)

ENTERED BY: Annette Sabarese DATE: \_\_\_\_\_  
PHONE: 305-552-2591 MAIL SYM SMS BLDG CODE GG  
AUTHORIZED BY: [Signature]  
V-215200 REQUIRED IF UNDER \$2500  
SES DOCUMENT NUMBER(S): 1900066128  
AS 7-24-07

20  
21  
22  
23  
24

Vendor # 215200 in SAP  
EIN 13-3346705

\$ 870,000.00 charged to 1907-91-000-08-0-078 EAC 912

This is for BCI job # 1091401 [REDACTED]

This is the final payment (#3 of three payments) for a total incentive of \$2,610,000.

1900066577  
7/25/07 AS

25  
26  
27  
28  
29

Name: [REDACTED]

Acct #: [REDACTED]

Cust #: [REDACTED]

Addr: [REDACTED]

Prem #: [REDACTED]

Job #: 1091401

City: [REDACTED]

St: [REDACTED]

Zip: [REDACTED]

Job OPEN  
Status:

\$/KWH

0.06

\$/KWD

10.00

Summer  
System KW

10395.000

Winter  
System  
KW

16728.000

43-1  
1-1  
2

27 12



3

INPUT DATA - PART I CONTINUED  
PROGRAM METHOD SELECTED: KEY REQ  
PROGRAM NAME: [REDACTED]

I. PROGRAM DEMAND SAVINGS & LINE LOSSES

(1) CUSTOMER KW REDUCTION AT METER	11,344.95 KW
(2) GENERATOR KW REDUCTION PER CUSTOMER	15,214.73 KW
(3) KW LINE LOSS PERCENTAGE	9.03 %
(4) GENERATOR KVA REDUCTION PER CUSTOMER	93,277,587.25 KVA
(5) KVA LINE LOSS PERCENTAGE	7.16 %
(6) GROUP LINE LOSS MULTIPLIER	1.00
(7) CUSTOMER KVA INCREASE AT METER	0.00 KVA

II. ECONOMIC LIFE & K FACTORS

(1) STUDY PERIOD FOR THE CONSERVATION PROGRAM	25 YEARS
(2) GENERATOR ECONOMIC LIFE	25 YEARS
(3) T&D ECONOMIC LIFE	25 YEARS
(4) K FACTOR FOR GENERATION	1.6312
(5) K FACTOR FOR T & D	1.61154

III. UTILITY & CUSTOMER COSTS

(1) UTILITY NON RECURRING COST PER CUSTOMER	*** \$/CUST
(2) UTILITY RECURRING COST PER CUSTOMER	*** \$/CUST
(3) UTILITY COST ESCALATION RATE	*** %**
(4) CUSTOMER EQUIPMENT COST	*** \$/CUST
(5) CUSTOMER EQUIPMENT ESCALATION RATE	*** %**
(6) CUSTOMER O & M COST	*** \$/CUST/YR
(7) CUSTOMER O & M COST ESCALATION RATE	*** %**
(8) INCREASED SUPPLY COSTS	*** \$/CUST/YR
(9) SUPPLY COSTS ESCALATION RATES	*** %**
(10) UTILITY DISCOUNT RATE	8.37 %
(11) UTILITY APUDC RATE	7.84 %
(12) UTILITY NON RECURRING REBATE/INCENTIVE	*** \$/CUST
(13) UTILITY RECURRING REBATE/INCENTIVE	*** \$/CUST
(14) UTILITY REBATE/INCENTIVE ESCALATION RATE	*** %

IV. AVOIDED GENERATOR AND T&D COSTS

(1) BASE YEAR	2006
(2) IN-SERVICE YEAR FOR AVOIDED GENERATING UNIT	2011
(3) IN-SERVICE YEAR FOR AVOIDED T&D	2009-2011
(4) BASE YEAR AVOIDED GENERATING COST	499.12 \$/KW
(5) BASE YEAR AVOIDED TRANSMISSION COST	0.08 \$/KW
(6) BASE YEAR DISTRIBUTION COST	0.00 \$/KW
(7) GEN, TRAN & DIST COST ESCALATION RATE	3.00 %**
(8) GENERATOR FIXED O & M COST	30.93 \$/KW/YR
(9) GENERATOR FIXED O&M ESCALATION RATE	4.35 %**
(10) TRANSMISSION FIXED O & M COST	0.00 \$/KW
(11) DISTRIBUTION FIXED O & M COST	0.00 \$/KW
(12) T&D FIXED O&M ESCALATION RATE	4.35 %**
(13) AVOIDED GEN UNIT VARIABLE O & M COSTS	0.082 CENTS\$/KW
(14) GENERATOR VARIABLE O&M COST ESCALATION RATE	1.59 %**
(15) GENERATOR CAPACITY FACTOR	49% ** (In-service year)
(16) AVOIDED GENERATING UNIT FUEL COST	6.53 CENTS PER KWH** (In-service year)
(17) AVOIDED GEN UNIT FUEL COST ESCALATION RATE	4.44 %**

V. NON-FUEL ENERGY AND DEMAND CHARGES

(1) NON-FUEL COST IN CUSTOMER BILL	*** CENTS\$/KWH
(2) NON-FUEL COST ESCALATION RATE	*** %
(3) DEMAND CHARGE IN CUSTOMER BILL	*** \$/KW/MO
(4) DEMAND CHARGE ESCALATION RATE	*** %

\* SUPPLEMENTAL INFORMATION NOT SPECIFIED IN WORKBOOK  
\*\* VALUE SHOWN IS FOR FIRST YEAR ONLY (VALUE VARIES OVER TIME)  
\*\*\* PROGRAM COST CALCULATION VALUES ARE SHOWN ON PAGE 2

2007 ECCR AUDIT  
REQUEST NO. 6  
ITEMS NOS. 23, 44-46

CONFIDENTIAL

Attachment C

43-1  
1/17  
2

24

14

3  
 \*INPUT DATA - PART 1 CONTINUED  
 PROGRAM METHOD SELECTED: REV\_REQ  
 PROGRAM NAME: [REDACTED]

YEAR	(1) UTILITY PROGRAM COSTS WITHOUT INCENTIVES \$(000)	(2) UTILITY INCENTIVES \$(000)	(3) OTHER UTILITY COSTS \$(000)	(4) TOTAL UTILITY PROGRAM COSTS \$(000)	(5) ENERGY CHARGE REVENUE LOSSES \$(000)	(6) DEMAND CHARGE REVENUE LOSSES \$(000)	(7) PARTICIPANT EQUIPMENT COSTS \$(000)	(8) PARTICIPANT O&M COSTS \$(000)	(9) OTHER PARTICIPANT COSTS \$(000)	(10) TOTAL PARTICIPANT COSTS \$(000)
2006	23	2,610	0	2,633	1,579	612	24,081	0	24,081	
2007	0	0	0	0	3,214	1,214	0	0	0	
2008	0	0	0	0	3,197	1,189	0	0	0	
2009	0	0	0	0	3,256	1,189	0	0	0	
2010	0	0	0	0	3,295	1,182	0	0	0	
2011	0	0	0	0	3,400	1,123	0	0	0	
2012	0	0	0	0	3,488	1,074	0	0	0	
2013	0	0	0	0	3,557	1,076	0	0	0	
2014	0	0	0	0	3,655	1,059	0	0	0	
2015	0	0	0	0	3,674	1,048	0	0	0	
2016	0	0	0	0	3,742	1,032	0	0	0	
2017	0	0	0	0	3,782	1,014	0	0	0	
2018	0	0	0	0	3,859	1,007	0	0	0	
2019	0	0	0	0	3,958	1,020	0	0	0	
2020	0	0	0	0	4,051	1,046	0	0	0	
2021	0	0	0	0	4,146	1,073	0	0	0	
2022	0	0	0	0	4,243	1,100	0	0	0	
2023	0	0	0	0	4,342	1,129	0	0	0	
2024	0	0	0	0	4,444	1,158	0	0	0	
2025	0	0	0	0	4,549	1,187	0	0	0	
2026	39	2,610	0	2,649	4,656	1,218	40,329	0	40,329	
2027	0	0	0	0	4,765	1,249	0	0	0	
2028	0	0	0	0	4,877	1,281	0	0	0	
2029	0	0	0	0	4,992	1,314	0	0	0	
2030	0	0	0	0	5,110	1,348	0	0	0	
2031	0	0	0	0	5,230	1,382	0	0	0	

NOM	62	5,220	0	5,282	103,879	29,326	64,410	0	0	64,410
NPV	31	3,133	0	3,164	40,226	12,318	32,161	0	0	32,161

\* SUPPLEMENTAL INFORMATION NOT SPECIFIED IN WORKBOOK  
 \*\* NEGATIVE COSTS WILL BE CALCULATED AS POSITIVE BENEFITS FOR TRC AND RUM TESTS

2007 ECCR AUDIT  
 REQUEST NO. 6  
 ITEMS NOS. 23, 44-46

CONFIDENTIAL

43-1  
 1-1  
 2

28 15

32

CALCULATION OF GEN K-FACTOR  
PROGRAM METHOD SELECTED REV. REQ.  
PROGRAM NAME: [REDACTED]

(2)	(3)	(4)	(5)	(6)	(7)	(8)	(9)	(10)	(11)	(12)	(13)	(14)	
YEAR	REG-YEAR RATE BASE \$(000)	DEBT \$(000)	PREFERRED STOCK \$(000)	COMMON EQUITY \$(000)	INCOME TAXES \$(000)	PROPERTY TAX \$(000)	PROPERTY INSURANCE \$(000)	DEPREC. \$(000)	DEFERRED TAXES \$(000)	TOTAL FIXED CHARGES \$(000)	PREFERRED WORTH FIXED CHARGES \$(000)	CUMULATIVE PW FIXED CHARGES \$(000)	REPLACEMENT COST BASIS FOR PROPERTY INSURANCE \$(000)
2011	1,323	289	0	603	395	0	0	366	(2)	1,651	1,651	1,651	9,150
2012	1,359	278	0	579	239	168	44	366	119	1,813	1,673	3,324	9,150
2013	1,474	269	0	541	238	161	45	366	109	1,741	1,483	4,807	9,424
2014	1,098	249	0	518	237	154	47	366	83	1,672	1,314	6,121	9,707
2015	7,559	235	0	489	235	146	48	366	67	1,605	1,164	7,284	9,998
2016	7,127	221	0	461	252	139	49	366	52	1,540	1,050	8,314	10,298
2017	6,709	208	0	434	249	132	51	366	38	1,477	912	9,226	10,607
2018	6,305	196	0	407	245	124	52	366	25	1,416	807	10,033	10,925
2019	5,914	184	0	382	231	117	54	366	23	1,357	714	10,747	11,253
2020	5,525	172	0	357	216	110	56	366	23	1,299	630	11,377	11,590
2021	5,136	158	0	332	200	102	57	366	23	1,240	555	11,932	11,939
2022	4,747	147	0	307	184	95	59	366	23	1,181	488	12,420	12,296
2023	4,358	135	0	282	168	88	61	366	23	1,123	428	12,848	12,665
2024	3,969	123	0	256	152	81	63	366	23	1,064	374	13,222	13,045
2025	3,580	111	0	231	137	73	64	366	23	1,006	326	13,548	13,436
2026	3,191	99	0	206	121	66	66	366	23	947	284	13,892	13,839
2027	2,802	87	0	181	105	59	68	366	23	889	246	14,078	14,253
2028	2,413	75	0	156	89	51	70	366	23	831	212	14,290	14,692
2029	2,024	63	0	131	73	44	73	366	23	773	182	14,472	15,123
2030	1,635	51	0	106	58	37	75	366	23	715	153	14,627	15,576
2031	1,246	39	0	81	42	29	77	366	(55)	656	132	14,758	16,044
2032	935	29	0	60	27	22	79	366	(132)	609	113	14,871	16,523
2033	701	22	0	45	175	15	82	366	(132)	572	98	14,969	17,021
2034	467	13	0	30	166	7	84	366	(132)	536	84	15,053	17,531
2035	234	7	0	15	156	(9)	87	366	(132)	499	72	15,125	18,037

IN SERVICE COST (\$000)	9,150
IN SERVICE YEAR	2011
BOOK LIFE (YRS)	25
DEPR. TAX RATE	38.57%
DISCOUNT RATE	8.4%
PROPERTY TAX	2.90%
PROPERTY INSURANCE	0.48%

CAPITAL STRUCTURE

SOURCE	WEIGHT	COST
DEBT	45%	6.9%
P/S	0%	0.0%
C/S	55%	11.7%

K-FACTOR = CP/WFC / IN-SVC COST =

1.65312

2007 ECCR AUDIT  
REQUEST NO. 6  
ITEMS NOS. 23, 44-46

CONFIDENTIAL

3/16  
43-1  
1-1  
1/2

DEFERRED TAX AND MID-YEAR RATE BASE CALCULATION  
 PROGRAM METHOD SELECTED: REV REQ  
 PROGRAM NAME: [REDACTED]

(1)	(2)	(3)	(4)	(5)	(6)	(7)	(8)	(9)	(10)	(11)	(12)	(13)	(14)	(15)
YEAR	TAX DEPRECIATION SCHEDULE	TAX DEPRECIATION \$(000)	ACCUMULATED TAX DEPRECIATION \$(000)	BOOK DEPRECIATION \$(000)	ACCUMULATED BOOK DEPRECIATION \$(000)	BOOK DEPRECIATION FOR DEFERRED TAX \$(000)	ACCUMULATED BOOK DEPR FOR DEFERRED TAX \$(000)	DEFERRED TAX DUE TO DEPRECIATION \$(000)	TOTAL EQUITY AFUDC \$(000)	BOOK DEPR RATE MINUS 1/LIFE	(10)*(11) TAX RATE \$(000)	SALVAGE TAX RATE \$(000)	ANNUAL DEFERRED TAX \$(000)	ACCUMULATED DEFERRED TAX \$(000)
2011	3.79%	339	339	366	366	343	343	(2)	573	0	0	0	(2)	(176)
2012	7.22%	652	990	366	732	343	686	119	573	0	0	0	119	(57)
2013	6.88%	603	1,593	366	1,098	343	1,029	100	573	0	0	0	100	44
2014	6.18%	558	2,151	366	1,464	343	1,372	83	573	0	0	0	83	126
2015	5.71%	516	2,667	366	1,830	343	1,715	67	573	0	0	0	67	193
2016	5.29%	477	3,144	366	2,196	343	2,058	38	573	0	0	0	52	245
2017	4.89%	441	3,585	366	2,562	343	2,401	38	573	0	0	0	38	283
2018	4.52%	408	3,993	366	2,928	343	2,744	25	573	0	0	0	25	308
2019	4.40%	403	4,396	366	3,294	343	3,087	23	573	0	0	0	23	331
2020	4.40%	403	4,799	366	3,660	343	3,430	23	573	0	0	0	23	354
2021	4.40%	403	5,201	366	4,026	343	3,774	23	573	0	0	0	23	377
2022	4.40%	403	5,604	366	4,392	343	4,117	23	573	0	0	0	23	400
2023	4.40%	403	6,007	366	4,758	343	4,460	23	573	0	0	0	23	423
2024	4.40%	403	6,409	366	5,124	343	4,803	23	573	0	0	0	23	446
2025	4.40%	403	6,812	366	5,490	343	5,146	23	573	0	0	0	23	469
2026	4.40%	403	7,215	366	5,856	343	5,489	23	573	0	0	0	23	492
2027	4.40%	403	7,618	366	6,222	343	5,832	23	573	0	0	0	23	515
2028	4.40%	403	8,020	366	6,588	343	6,175	23	573	0	0	0	23	538
2029	4.40%	403	8,423	366	6,954	343	6,518	23	573	0	0	0	23	561
2030	4.40%	403	8,826	366	7,320	343	6,861	23	573	0	0	0	23	584
2031	2.23%	201	9,027	366	7,686	343	7,204	(15)	573	0	0	0	23	525
2032	0.80%	0	9,027	366	8,052	343	7,547	(13)	573	0	0	0	(13)	397
2033	0.80%	0	9,027	366	8,418	343	7,890	(13)	573	0	0	0	(13)	265
2034	0.60%	0	9,027	366	8,784	343	8,233	(13)	573	0	0	0	(13)	152
2035	0.60%	0	9,027	366	9,150	343	8,576	(13)	573	0	0	0	(13)	0

SALVAGE / REMOVAL COST	0.00
YEAR SALVAGE / COST OF REMOVAL	2029
DEFERRED TAXES DURING CONSTRUCTION (SEE PAGE 5)	(174)
TOTAL EQUITY AFUDC CAPITALIZED (SEE PAGE 5)	573
BOOK DEPR RATE - USEFUL LIFE	4.00%

43-1  
 2/17  
 38 17

2007 ECCR AUDIT  
 REQUEST NO. 6  
 ITEMS NOS. 23, 44-46  
**CONFIDENTIAL**

DEFERRED TAX AND MID-YEAR RATE BASE CALCULATION  
 PROGRAM METHOD SELECTED: FBY RBO  
 PROGRAM NAME: [REDACTED]

(1)	(2)	(3)	(4)	(5) END OF YEAR NET PLANT IN SERVICE \$(000)	(5a)* ACCUMULATED DEPRECIATION \$(000)	(5b)* ACCUMULATED DEP TAXES \$(000)	(6) BEGINNING YEAR RATE BASE \$(000)	(7) ENDING OF YEAR RATE BASE \$(000)	(8) MID-YEAR RATE BASE \$(000)
2011	1.75%	319	(0)	8,784	366	(176)	5,323	8,359	9,141
2012	1.22%	672	119	8,418	732	(37)	8,929	8,474	8,717
2013	1.68%	603	100	8,032	1,098	44	8,474	8,008	8,241
2014	1.18%	508	83	7,686	1,464	126	8,908	7,539	7,784
2015	1.71%	516	67	7,326	1,830	193	7,559	7,127	7,343
2016	1.29%	477	52	6,954	2,195	245	7,127	6,709	6,918
2017	1.89%	441	38	6,588	2,562	283	6,709	6,305	6,507
2018	1.52%	405	25	6,222	2,928	308	6,305	5,914	6,110
2019	1.46%	403	23	5,856	3,294	331	5,914	5,525	5,719
2020	1.46%	403	23	5,490	3,660	354	5,525	5,136	5,330
2021	1.46%	403	23	5,124	4,026	377	5,136	4,747	4,941
2022	1.46%	403	23	4,758	4,392	400	4,747	4,358	4,552
2023	1.46%	403	23	4,392	4,758	423	4,358	3,969	4,163
2024	1.46%	403	23	4,026	5,124	446	3,969	3,580	3,774
2025	1.46%	403	23	3,660	5,490	469	3,580	3,191	3,385
2026	1.46%	403	23	3,294	5,856	492	3,191	2,802	2,996
2027	1.46%	403	23	2,928	6,222	515	2,802	2,413	2,607
2028	1.46%	403	23	2,562	6,588	338	2,413	2,024	2,218
2029	1.46%	403	23	2,195	6,954	361	2,024	1,635	1,829
2030	1.46%	403	23	1,830	7,320	384	1,635	1,246	1,440
2031	1.23%	201	(35)	1,464	7,686	329	1,246	935	1,090
2032	0.00%	0	(132)	1,098	8,052	297	935	701	818
2033	0.00%	0	(132)	732	8,418	265	701	467	584
2034	0.00%	0	(132)	366	8,784	132	467	234	350
2035	0.00%	0	(132)	(0)	9,150	0	234	0	117

\* Column not specified in workbook

43-1  
 1/1  
 2/2

205  
 18

2007 ECCR AUDIT  
 REQUEST NO. 6  
 ITEMS NOS. 23, 44-46  
**CONFIDENTIAL**

INPUT DATA-- PART 2  
 PROGRAM METHOD SELECTED: REV\_REQ  
 PROGRAM NAME: [REDACTED]

(1) YEAR	(2) CUMULATIVE TOTAL PARTICIPATING CUSTOMERS	(3) ADJUSTED CUMULATIVE PARTICIPATING CUSTOMERS	(4) UTILITY AVERAGE SYSTEM FUEL COST (\$/KWh)	(5) AVOIDED MARGINAL FUEL COST (\$/KWh)	(6)* INCREASED MARGINAL FUEL COST (\$/KWh)	(7) REPLACEMENT FUEL COST (\$/KWh)	(8) PROGRAM KW EFFECTIVENESS FACTOR	(9) PROGRAM KW EFFECTIVENESS FACTOR
2006	1	1	7.71	7.76	10.40	0.00	1.00	1.00
2007	1	1	7.74	7.78	9.78	0.00	1.00	1.00
2008	1	1	6.46	6.49	8.89	0.00	1.00	1.00
2009	1	1	6.20	6.23	8.29	0.00	1.00	1.00
2010	1	1	5.38	5.61	7.23	0.00	1.00	1.00
2011	1	1	5.89	5.92	7.78	7.52	1.00	1.00
2012	1	1	6.96	6.99	8.12	6.80	1.00	1.00
2013	1	1	6.39	6.33	8.68	7.65	1.00	1.00
2014	1	1	6.43	6.47	8.39	8.10	1.00	1.00
2015	1	1	6.79	6.83	9.39	7.74	1.00	1.00
2016	1	1	7.14	7.18	10.17	9.08	1.00	1.00
2017	1	1	7.31	7.25	11.02	9.93	1.00	1.00
2018	1	1	7.67	7.72	11.92	9.87	1.00	1.00
2019	1	1	8.05	8.10	12.71	10.52	1.00	1.00
2020	1	1	8.30	8.35	13.52	10.44	1.00	1.00
2021	1	1	8.31	8.35	14.00	12.93	1.00	1.00
2022	1	1	8.73	8.77	14.40	10.56	1.00	1.00
2023	1	1	8.86	8.91	14.84	11.53	1.00	1.00
2024	1	1	8.91	8.95	15.10	13.91	1.00	1.00
2025	1	1	9.22	9.25	15.61	14.25	1.00	1.00
2026	1	1	9.42	9.45	16.10	13.42	1.00	1.00
2027	1	1	9.66	9.68	16.47	17.44	1.00	1.00
2028	1	1	9.85	9.87	16.81	15.36	1.00	1.00
2029	1	1	10.04	10.06	17.23	16.09	1.00	1.00
2030	1	1	10.24	10.26	17.62	18.01	1.00	1.00
2031	1	1	10.34	10.36	18.16	13.65	1.00	1.00

\* THIS COLUMN IS USED ONLY FOR LOAD SHIFTING PROGRAMS WHICH SHIFT CONSUMPTION TO OFF-PEAK PERIODS.  
 THE VALUES REPRESENT THE OFF-PEAK SYSTEM FUEL COSTS.

43/1/2

25-20

**CONFIDENTIAL**  
 2007 ECCR AUDIT  
 REQUEST NO. 6  
 ITEMS NOS. 23, 44-46

1  
2  
3  
AVOIDED GENERATING BENEFITS  
PROGRAM/METHOD SELECTED: REV RBO  
PROGRAM NAME: [REDACTED]

YEAR	(3) AVOIDED GEN UNIT CAPACITY COST \$(000)	(5) AVOIDED GEN UNIT FIXED O&M \$(000)	(4) AVOIDED GEN UNIT VARIABLE O&M \$(000)	(5) AVOIDED GEN UNIT FUEL COST \$(000)	(6) REPLACEMENT FUEL COST \$(000)	(7) AVOIDED GEN UNIT BENEFITS \$(000)
2004	0	0	0	0	0	0
2007	0	0	0	0	0	0
2008	0	0	0	0	0	0
2009	0	0	0	0	0	0
2010	0	0	0	0	0	0
2011	1,651	585	5	356	423	2,173
2012	1,813	612	8	589	586	2,417
2013	1,741	641	17	1,189	1,307	2,281
2014	1,672	670	19	1,393	1,569	2,185
2015	1,605	700	31	2,233	2,337	2,252
2016	1,540	732	34	2,581	2,943	1,944
2017	1,477	765	26	2,018	2,346	1,940
2018	1,416	800	25	2,036	2,239	2,048
2019	1,357	837	22	1,869	2,070	2,015
2020	1,299	875	19	1,609	1,685	2,117
2021	1,240	915	19	1,634	2,054	1,754
2022	1,181	957	16	1,405	1,396	2,163
2023	1,123	1,000	13	1,211	1,379	2,070
2024	1,064	1,044	12	1,021	1,433	1,708
2025	1,006	1,089	12	1,051	1,278	1,880
2026	947	1,137	11	988	1,257	1,827
2027	889	1,187	11	935	1,305	1,717
2028	831	1,239	9	796	947	1,927
2029	773	1,293	9	763	925	1,915
2030	715	1,340	8	678	888	1,862
2031	658	1,409	7	641	616	2,097

NOM	21,997	19,837	935	27,097	30,972	42,294
NPV	9,874	5,876	121	9,528	10,758	14,662

43-1  
1-1  
1-2

3/28/1

2007 ECCR AUDIT  
REQUEST NO. 6  
ITEMS NOS. 23, 44-46

CONFIDENTIAL

2  
3  
AVOIDED T&D AND PROGRAM FUEL SAVINGS  
PROGRAM METHOD SELECTED: REV. REQ  
PROGRAM NAME: ██████████

(1) YEAR	(2) AVOIDED TRANSMISSION CAP COST \$(000)	(3) AVOIDED TRANSMISSION O&M COST \$(000)	(4) TOTAL AVOIDED TRANSMISSION COST \$(000)	(5) AVOIDED DISTRIBUTION CAP COST \$(000)	(6) AVOIDED DISTRIBUTION O&M COST \$(000)	(7) TOTAL AVOIDED DISTRIBUTION COST \$(000)	(8) PROGRAM FUEL SAVINGS \$(000)	(8a)* PROGRAM OFF-PEAK PAYBACK \$(000)
2006	0	0	0	0	0	0	3,706	0
2007	0	0	0	0	0	0	7,420	0
2008	0	0	0	0	0	0	6,280	0
2009	0	0	0	0	0	0	5,948	0
2010	0	0	0	0	0	0	5,354	0
2011	0	0	0	0	0	0	5,653	0
2012	0	0	0	0	0	0	5,813	0
2013	0	0	0	0	0	0	6,040	0
2014	0	0	0	0	0	0	6,177	0
2015	0	0	0	0	0	0	6,521	0
2016	0	0	0	0	0	0	6,856	0
2017	0	0	0	0	0	0	6,925	0
2018	0	0	0	0	0	0	7,365	0
2019	0	0	0	0	0	0	7,735	0
2020	0	0	0	0	0	0	7,965	0
2021	0	0	0	0	0	0	8,183	0
2022	0	0	0	0	0	0	8,366	0
2023	0	0	0	0	0	0	8,500	0
2024	0	0	0	0	0	0	8,535	0
2025	0	0	0	0	0	0	8,827	0
2026	0	0	0	0	0	0	9,018	0
2027	0	0	0	0	0	0	9,237	0
2028	0	0	0	0	0	0	9,489	0
2029	0	0	0	0	0	0	9,592	0
2030	0	0	0	0	0	0	9,781	0
2031	0	0	0	0	0	0	10,069	0
<hr/>								
NOM	0	0	0	0	0	0	195,175	0
REV	0	0	0	0	0	0	75,901	0

\* THESE VALUES REPRESENT THE COST OF THE INCREASED FUEL CONSUMPTION DUE TO GREATER OFF-PEAK ENERGY USAGE. USED FOR LOAD SHIFTING PROGRAMS ONLY.

28  
28  
43-1  
1/2

2007 ECCR AUDIT  
REQUEST NO. 6  
ITEMS NOS. 23, 44-46

CONFIDENTIAL



1  
2  
3

TOTAL RESOURCE COST TEST  
PROGRAM/METHOD SELECTED: REV REQ  
PROGRAM NAME: [REDACTED]

(1) YEAR	(2) INCREASED SHELBY COSTS \$(000)	(3) UTILITY PROGRAM COSTS \$(000)	(4) PARTICIPANT PROGRAM COSTS \$(000)	(5) OTHER COSTS \$(000)	(6) TOTAL COSTS \$(000)	(7) AVOIDED GEN UNIT BENEFITS \$(000)	(8) AVOIDED T&D BENEFITS \$(000)	(9) PROGRAM FUEL SAVINGS \$(000)	(10) OTHER BENEFITS \$(000)	(11) TOTAL BENEFITS \$(000)	(12) NET BENEFITS \$(000)	(13) CUMULATIVE DISCOUNTED NET BENEFITS \$(000)
2006	0	23	24,081	0	24,104	0	0	3,706	0	3,706	(20,398)	(20,398)
2007	0	0	0	0	0	0	0	7,420	0	7,420	7,420	(13,551)
2008	0	0	0	0	0	0	0	6,200	0	6,200	6,200	(8,272)
2009	0	0	0	0	0	0	0	5,948	0	5,948	5,948	(3,599)
2010	0	0	0	0	0	0	0	5,354	0	5,354	5,354	283
2011	0	0	0	0	0	2,173	0	5,633	0	7,827	7,827	5,520
2012	0	0	0	0	0	2,417	0	5,813	0	8,230	8,230	10,601
2013	0	0	0	0	0	2,281	0	6,040	0	8,321	8,321	15,342
2014	0	0	0	0	0	2,185	0	6,177	0	8,362	8,362	19,737
2015	0	0	0	0	0	2,252	0	6,521	0	8,773	8,773	23,553
2016	0	0	0	0	0	1,944	0	6,856	0	8,800	8,800	27,932
2017	0	0	0	0	0	1,940	0	4,923	0	6,865	6,865	31,594
2018	0	0	0	0	0	2,048	0	7,365	0	9,414	9,414	35,182
2019	0	0	0	0	0	2,013	0	7,733	0	9,750	9,750	38,511
2020	0	0	0	0	0	2,117	0	7,965	0	10,082	10,082	41,885
2021	0	0	0	0	0	1,754	0	8,163	0	9,917	9,917	44,853
2022	0	0	0	0	0	2,163	0	8,366	0	10,529	10,529	47,783
2023	0	0	0	0	0	2,070	0	8,500	0	10,570	10,570	50,458
2024	0	0	0	0	0	1,708	0	8,535	0	10,243	10,243	52,868
2025	0	0	0	0	0	1,880	0	8,827	0	10,707	10,707	55,193
2026	0	0	40,320	0	40,320	1,827	0	9,618	0	10,845	(29,523)	49,278
2027	0	0	0	0	0	1,717	0	9,227	0	10,954	10,954	51,503
2028	0	0	0	0	0	1,922	0	9,409	0	11,336	11,336	53,237
2029	0	0	0	0	0	1,915	0	9,392	0	11,507	11,507	55,049
2030	0	0	0	0	0	1,862	0	9,781	0	11,643	11,643	56,740
2031	0	0	0	0	0	2,097	0	10,069	0	12,167	12,167	58,371

MCM	0	62	64,410	0	64,471	43,294	0	195,175	0	237,463	172,937
NPV	0	31	32,161	0	32,192	14,642	0	75,901	0	90,563	58,371

Discount Rate: 8.37 %  
Benefit/Cost Ratio (Col(11) / Col(9)): 2.81

43-1  
1-1  
2  
58  
73

CONFIDENTIAL  
2007 ECCR AUDIT  
REQUEST NO. 6  
ITEMS NOS. 23, 44-46

PARTICIPANT COSTS AND BENEFITS  
PROGRAM METHOD SELECTED: REV\_RBO  
PROGRAM NAME: [REDACTED]

(1)	(2)	(3)	(4)	(5)	(6)	(7)	(8)	(9)	(10)	(11)	(12)
YEAR	SAVINGS IN PARTICIPANTS BILLS \$(000)	TAX CREDITS \$(000)	UTILITY REBATES \$(000)	OTHER BENEFITS \$(000)	TOTAL BENEFITS \$(000)	CUSTOMER EQUIPMENT COSTS \$(000)	CUSTOMER O&M COSTS \$(000)	OTHER COSTS \$(000)	TOTAL COSTS \$(000)	NET BENEFITS \$(000)	CUMULATIVE DISCOUNTED NET BENEFITS \$(000)
2006	2,744	0	2,610	0	5,354	24,081	0	0	24,081	(18,725)	(18,725)
2007	5,557	0	0	0	5,557	0	0	0	0	5,557	(13,168)
2008	5,509	0	0	0	5,509	0	0	0	0	5,509	(7,659)
2009	5,589	0	0	0	5,589	0	0	0	0	5,589	(2,070)
2010	5,036	0	0	0	5,036	0	0	0	0	5,036	(3,034)
2011	5,718	0	0	0	5,718	0	0	0	0	5,718	(3,287)
2012	5,791	0	0	0	5,791	0	0	0	0	5,791	(3,578)
2013	5,897	0	0	0	5,897	0	0	0	0	5,897	(3,897)
2014	5,998	0	0	0	5,998	0	0	0	0	5,998	(4,222)
2015	6,013	0	0	0	6,013	0	0	0	0	6,013	(4,557)
2016	6,089	0	0	0	6,089	0	0	0	0	6,089	(4,901)
2017	6,132	0	0	0	6,132	0	0	0	0	6,132	(5,255)
2018	6,222	0	0	0	6,222	0	0	0	0	6,222	(5,619)
2019	6,368	0	0	0	6,368	0	0	0	0	6,368	(6,003)
2020	6,520	0	0	0	6,520	0	0	0	0	6,520	(6,403)
2021	6,675	0	0	0	6,675	0	0	0	0	6,675	(6,818)
2022	6,834	0	0	0	6,834	0	0	0	0	6,834	(7,249)
2023	6,997	0	0	0	6,997	0	0	0	0	6,997	(7,696)
2024	7,164	0	0	0	7,164	0	0	0	0	7,164	(8,150)
2025	7,334	0	0	0	7,334	0	0	0	0	7,334	(8,621)
2026	7,509	0	2,610	0	10,119	40,329	0	0	40,329	(30,210)	(16,411)
2027	7,689	0	0	0	7,689	0	0	0	0	7,689	(18,722)
2028	7,872	0	0	0	7,872	0	0	0	0	7,872	(21,854)
2029	8,060	0	0	0	8,060	0	0	0	0	8,060	(25,014)
2030	8,253	0	0	0	8,253	0	0	0	0	8,253	(28,267)
2031	8,450	0	0	0	8,450	0	0	0	0	8,450	(31,617)

NOM	164,622	0	5,220	0	173,942	64,410	0	0	64,410	109,432
NPV	66,677	0	3,133	0	69,810	32,161	0	0	32,161	37,649

In Service of Gen Unit:  
 Discount Rate: 2011 8.37 %  
 Benefit/Cost Ratio (Col(6) / Col(10)) 2.17

43-1  
 1-1  
 2-1  
 2-1

2007 FCCR AUDIT  
 REQUEST NO. 6  
 ITEMS NOS. 23, 44-46  
**CONFIDENTIAL**

RATE IMPACT TEST  
 PROGRAM METHOD SELECTED: REV. REQ  
 PROGRAM NAME: XXXXXXXXXX

(1)	(2)	(3)	(4)	(5)	(6)	(7)	(8)	(9)	(10)	(11)	(12)	(13)	(14)
YEAR	INCREASED SUPPLY COSTS \$(000)	UTILITY PROGRAM COSTS \$(000)	INCENTIVES \$(000)	REVENUE LOSSES \$(000)	OTHER COSTS \$(000)	TOTAL COSTS \$(000)	AVOIDED GEN UNIT & FUEL BENEFITS \$(000)	AVOIDED T&D BENEFITS \$(000)	REVENUE GAINS \$(000)	OTHER BENEFITS \$(000)	TOTAL BENEFITS \$(000)	NET BENEFITS \$(000)	CUMULATIVE DISCOUNTED NET BENEFITS \$(000)
2006	0	21	2,610	2,191	0	4,824	3,706	0	0	0	3,706	(1,118)	1,643
2007	0	0	0	4,428	0	4,428	7,420	0	0	0	7,420	2,992	(1,118)
2008	0	0	0	4,385	0	4,385	6,200	0	0	0	6,200	1,814	1,643
2009	0	0	0	4,445	0	4,445	5,948	0	0	0	5,948	1,303	3,188
2010	0	0	0	4,478	0	4,478	5,354	0	0	0	5,354	877	4,368
2011	0	0	0	4,523	0	4,523	7,827	0	0	0	7,827	3,304	5,804
2012	0	0	0	4,566	0	4,566	8,230	0	0	0	8,230	3,665	7,214
2013	0	0	0	4,644	0	4,644	8,321	0	0	0	8,321	3,678	9,477
2014	0	0	0	4,714	0	4,714	8,362	0	0	0	8,362	3,648	11,572
2015	0	0	0	4,722	0	4,722	8,773	0	0	0	8,773	4,051	13,490
2016	0	0	0	4,774	0	4,774	8,800	0	0	0	8,800	4,026	15,455
2017	0	0	0	4,801	0	4,801	8,863	0	0	0	8,863	4,064	17,237
2018	0	0	0	4,866	0	4,866	9,414	0	0	0	9,414	4,947	18,935
2019	0	0	0	4,978	0	4,978	9,750	0	0	0	9,750	4,772	20,668
2020	0	0	0	5,097	0	5,097	10,082	0	0	0	10,082	4,985	22,347
2021	0	0	0	5,218	0	5,218	9,917	0	0	0	9,917	4,699	23,965
2022	0	0	0	5,343	0	5,343	10,529	0	0	0	10,529	5,186	25,372
2023	0	0	0	5,471	0	5,471	10,570	0	0	0	10,570	5,099	26,805
2024	0	0	0	5,602	0	5,602	10,943	0	0	0	10,943	4,641	28,185
2025	0	0	0	5,736	0	5,736	10,707	0	0	0	10,707	4,371	29,197
2026	0	20	2,610	5,874	0	8,522	10,845	0	0	0	10,845	2,322	30,277
2027	0	0	0	6,014	0	6,014	10,954	0	0	0	10,954	2,340	31,653
2028	0	0	0	6,158	0	6,158	11,336	0	0	0	11,336	1,178	32,338
2029	0	0	0	6,306	0	6,306	11,507	0	0	0	11,507	5,201	33,358
2030	0	0	0	6,457	0	6,457	11,643	0	0	0	11,643	5,185	34,111
2031	0	0	0	6,612	0	6,612	12,167	0	0	0	12,167	5,534	34,855


NOM.	0	69	5,220	192,495	0	137,684	237,469	0	0	0	237,469	99,783
NPV	0	31	3,133	32,544	0	53,708	90,563	0	0	0	90,563	34,855

Discount Rate  
 Benefit/Cost Ratio (Col(12) / Col(7)):


0.37  
 1.63


43-1  
 F-1  
 2/1/20

CONFIDENTIAL  
 2007 ECCR AUDIT  
 REQUEST NO. 6  
 ITEMS NOS. 23, 44-46




43-1  
1-7  
1







43-1  
1-7  
1






43-1  
1-7  
1



43-1  
1-7  
1



43-1  
1-7  
1



FPL







43-1  
1-7  
1

43-1  
1-7  
1


43-1  
1-7  
1


43-1  
1-7  
1




43-1  
1-7  
1

43-f  
1-7  
1






43-1  
1-7  
1



431  
1-7  
1






43-1  


---

1-7  


---

1







43-1  
1-7  
1





43-1  
1-7  
1






43-1  

---



1-7  

---


1



43-1  
1-7  
1



43-1  
1-7  
1




43-1  

---

1-7  



---

1






43-1  
1-7  
1





43-1  
1-7  
1




43-1  
1-7  
1




43-1  
1-7  
1






43-1  
1-7  
1




43-1  
1-7  
1




43-1  
1+7  
1







43-1  
1-7  
1




43-1  
1-7  
1







43-1  
1-7  
1





43-1  
1-7  
7



43-1  
1-7  
1






43-1  
1-7  
1



43-1  
T-7  
1



43-1  

---

67  



---

1




43-1  
1-7  
1





43-1  
1-7  
1










43-1  
1-7  
1







43-1  
7-7  
1





43-1  
1-7  
1




[Faint, illegible text, possibly a table or list, obscured by noise and low contrast.]




43-1  
1-7  
1




43-1  
1-7  
1








43-1  
1-7  
1




43-1  
1-7  
/





43-1  
1-7  
1







43-1  
1-7  
1





43-1  
1-7  
1





43-1  
1-7  
1






43-1  
1-7  
1







43-1  
1-7  
1



43-1  
1-7  
1




43-1  
1-7  
1




43-1  
1-7  
2









43-1  
1-7  
1




43-1  
1-7  
1




434  
—  
127  
—  
1




43-1  
1-7  
1





43-1  
1-7  
1





FPL

Source: REG 22

CONFIDENTIAL

Page 1 of 1

Change to Purchase Order

KW 1/22/08 JWP PBC

1  
2  
3  
4  
5  
6  
7  
8

Vendor Number: 245200

Address

[Redacted Address]

Information

PO Number: 4500376167  
 Date: 08/22/2007  
 Attention: Lisa Wood  
 Phone: 202-419-3318  
 Fax: 617-864-1576  
 Validity End Date: 12/31/2007  
 Incoterms: Not Applicable

9  
10  
11  
12  
13  
14

Ship To:  
 FPL  
 FLORIDA POWER & LIGHT CO.  
 Select Delivery Address  
 Juno Beach FL 33408

Tax Code: 30 - No tax applies  
 Payment Terms  
 Net 45 Days

15  
16  
17  
18

Qty	Material Description	Quantity	Unit	Price
	<p>This Contract Change Order #1 is being issued to:</p> <ul style="list-style-type: none"> <li>* Increase the dollar amount by [Redacted] for additional Consulting Services. The [Redacted] will perform support to the current Energy Efficiency (EE) and Renewable Energy (RE) Strategy Project.</li> </ul> <p>All other terms and conditions will remain the same.</p> <p>BU:ap (08/22/07)</p> <p>*** Text changed ***</p> <p>We require an order acknowledgment for the following items:</p> <p>*** Net price changed ***</p>			
0010 1	Energy Efficiency & Renewable Energy Stu consulting services	1	LE	$\begin{array}{r} 43-1 \\ - 7-7 \\ \hline 2 \end{array}$

ACKNOWLEDGEMENT  
 As duly authorized representative, the undersigned acknowledges and accepts the terms of this document, its attachments, and references.  
 By: Bethany Uhrinek Date: 8/22/07  
 Title: General Counsel


If further information is required call  
 Agent: BETHANY UHRINEK  
 Phone: 305-552-2532

AUTHORIZED SIGNATURE: B. Uhrinek DATE: 8/22/07

This Purchase Order is subject to the attached, or previously provided, terms and conditions. Shipment of the goods or commencement of work by the supplier will constitute acceptance of all of these terms and conditions.

43-1  
- 7-7  
2

CONFIDENTIAL




43-1  
1-7  
2



2

CONFIDENTIAL




43-1  
1-7  
2





CONFIDENTIAL




3

43-1  
177  
2



4

CONFIDENTIAL




43-1  
1-7  
21



5

CONFIDENTIAL




5

43-1  
1-7  
2



6


CONFIDENTIAL



43-1  
1-7  
2



CONFIDENTIAL




7

43-1  
7-1  
2



8

CONFIDENTIAL




8

43-1  
27  
2



9


CONFIDENTIAL



43-1  
1-7  
2




CONFIDENTIAL



43-1  
1-7  
2




CONFIDENTIAL




43-1  
F-7  
2

CONFIDENTIAL




43-1  
67  
2

CONFIDENTIAL



43-1  
1-7  
2

CONFIDENTIAL



43-1  
1-7  
2

n.



CONFIDENTIAL

1  
2  
3  
4  
5

Vendor Number: 245200  
 Address  
 [Redacted]

Information:  
 PO Number 4500376167  
 Date 06/26/2007  
 Attention Lisa Wood  
 Phone 202-419-3318  
 Fax 617-864-1576  
 Validity End Date 12/31/2007  
 Incoterms Not Applicable

**Ship To:**  
 FPL  
 FLORIDA POWER & LIGHT CO.  
 Select Delivery Address  
 Juno Beach FL 33408

Tax Code: 30 - No tax applies  
 Payment Terms  
 Net 45 Days

Item	Material/Description	Quantity	UM	Net Price	Net Amount
	<p><b>USE/PURPOSE</b></p> <p>Location of work or service:</p> <p>Florida Power &amp; Light Company (FPL)            9250 West Flagler Street            Miami, FL 33174</p> <p>This Contract/Purchase Document shall be in effect for the period of May 18, 2007 through December 31, 2007.</p> <p><b>DESCRIPTION OF WORK</b></p> <p>This Contract/Purchase Document is your authority to provide consulting services to FPL's Information Management Business Unit.</p> <p><b>COMPANY REPRESENTATIVE</b></p> <p>All work is subject to the approval and acceptance of Ms. Maria Besada who is the FPL Company Representative or designee, her telephone number is (305) 552-4412</p>				43-1 1-7 2
<p>If further information is required call            Agent: TODD GERKEN            Phone: 305-552-4585</p>		<p>AUTHORIZED SIGNATURE: <i>Todd Gerken</i> DATE: 6/26/07</p>			
<p>This Purchase Order is subject to the attached, or previously provided, terms and conditions. Shipment of the goods or commencement of work by the supplier will constitute acceptance of all of these terms and conditions.</p>					

18



CONFIDENTIAL

Purchase Order

4500376167

1  
2  
3  
4  
5  
6  
7  
8  
9  
10  
11  
12  
13  
14  
15  
16  
17  
18  
19  
20  
21  
22  
23  
24  
25  
26  
27  
28  
29  
30  
31  
32

Item	Material/Description	Quantity	Unit	Net Price	Net Amount
	Supplier's representative for this Contract/Purchase Document is Ms. Lisa Wood; her telephone number is (202)-419-3318.				
	<b>ATTACHMENT(S)</b>				
	FPL and [redacted] agree that the following attachments comprise the entire Agreement between the parties:				
	* Negotiated Terms and Conditions for Consulting Services, Rev. 10/10/06.				
	* The [redacted] Rate Sheet, dated July 1, 2006.				
	* Utilization of Small, Small Disadvantaged and Women-Owned Small Business Concerns Policy (OCT 2000).				
	All work shall be performed in accordance with FPL's instructions, specifications and drawings.				
	<b>AUTHORIZATION FOR WORK INSTRUCTIONS</b>				
	Authority to supply services will be issued via a Purchase Document serving as a delivery or work authorization, Notice to Proceed, Notice of Commencement, or its equivalent.				
	<b>OUT-OF-SCOPE WORK INSTRUCTIONS</b>				
	Changes in the Scope of this Contract/Purchase Document will be performed only upon receipt of an authorized change to Purchase Order Document approved by the Company Representative and by the Integrated Supply Chain (ISC) Procurement Department.				
	<b>SCHEDULE OF COSTS</b>				
	Rates are per The [redacted] Rate Sheet, dated July 1, 2006				
	<b>INVOICE INSTRUCTIONS</b>				
	Mail invoice to: Florida Power & Light Company				

43-1  
1-7  
2

19



CONFIDENTIAL

Purchase Order

4500376167

1  
2

Item	Material Description	Quantity	Unit Price	Net Amount
	<p>Attn.: Maria Besada, PMD/GO 9250 West Flagler Street Miami, FL 33174</p> <p><b>INVOICE INSTRUCTIONS WILL BE PROVIDED ON EACH PURCHASE DOCUMENT</b></p> <p>Altered invoices will not be processed.</p> <p>Invoice must itemize charge with supporting documentation for all applicable billing rates and any other costs authorized by this Contract/Purchase Document number. Failure to comply may result in Invoice Processing delays at the expense of the Supplier.</p> <p><b>SALES TAX INSTRUCTIONS</b></p> <p>This purchase order is considered a nontaxable transaction in the State of Florida since professional services are not to be taxed. Invoices not following the proper instructions as stated above will be rejected by FPL.</p> <p><b>EQUAL EMPLOYMENT OPPORTUNITY AND CIVIL RIGHTS</b></p> <p>Supplier shall conform to the requirements of the Equal Employment Opportunity clause in Section 202, Paragraph 1 through 7, of Executive Order 11246, as amended and applicable portions of Executive Orders 11701 and 11758, relative to Equal Opportunity and the Implementing Rules and Regulations of the Office of Federal Contract Compliance programs, and to impose these requirements upon applicable subcontractors.</p> <p><b>MINORITY BUSINESS &gt; 500K</b></p> <p>FPL is committed to the utilization of small, small disadvantaged and women owned small business concerns. All subcontractors (except small business concerns) who offer further subcontracting opportunities are required to adopt and comply with a subcontracting plan (FAR 52-219-9), similar to the plan agreed to by FPL. Further, the subcontractor agrees to submit annually standard Form 294 to the government to demonstrate compliance under this</p>			<p>43-1 1-7 2</p>



CONFIDENTIAL

Purchase Order

4500376167

1  
2

Item	Material Description	Quantity	Unit	Net Price	Unit Amount
	<p>contract and cooperate with studies or surveys as may be required. For more information please contact, the Minority Business Administrator at (561) 845-3376.</p> <p><b>MINORITY BUSINESS &lt; 500K</b></p> <p>It is FPL's policy to seek out and encourage the use of minority owned suppliers to the greatest extent possible. FPL encourages prime contractors participating in our procurements to do the same. For more information please contact, the Minority Business Administrator at (561) 845-3376.</p> <p><b>FAIR LABOR STANDARDS ACT</b></p> <p>Supplier shall comply with all applicable federal, state and local codes, laws and regulations including but not limited to the Fair Labor Standards Act, as amended ("FLSA"). Supplier shall, at its own expense, defend, indemnify and save harmless FPL from and against all liability, loss or damage assessed against or suffered by FPL (including attorney's fees and other legal costs) as a result of noncompliance by Supplier under this Section. With respect to the FLSA, Supplier acknowledges that the phrase "liability, loss or damage", includes but is not limited to back wages liquidated damages and civil penalties.</p> <p><b>ACKNOWLEDGEMENT</b></p> <p>You are required to sign and submit an acknowledgment copy of this Contract/Purchase Document prior to beginning work. Failure to return this acknowledgment could result in payment of your invoices being delayed.</p> <p>As a duly authorized representative, the undersigned acknowledges and accepts the terms of this document, its attachments, and references.</p> <p>By: _____</p> <p>Date: _____</p> <p>Title: _____</p> <p>Return signed acknowledgement copy to:</p>				

43-1  
1-7  
2

21





CONFIDENTIAL

Page 5 of 5

Purchase Order


4500376167

1  
2

Item	Material Description	Quantity	Unit	Net Amount
0010 1	<p>Florida Power &amp; Light Company            Attn.: Todd Gerken, ISC/GO            9250 West Flagler Street            Miami, FL 33174</p> <p>TG:ap (06/26/07)</p> <p>We require an order acknowledgment for the following items:</p> <p>Energy Efficiency &amp; Renewable Energy Stu            consulting services</p>	1	LE	$\begin{array}{r} 43-1 \\ \hline 1-7 \\ \hline 2 \end{array}$

22

CONFIDENTIAL



43-1  
7-1  
2



23

CONFIDENTIAL

[REDACTED]

[REDACTED]


2

$$\begin{array}{r} 43-1 \\ 7-1 \\ \hline 2 \end{array}$$

[REDACTED]

24

CONFIDENTIAL



3

43-1  
2-1  
2

25


CONFIDENTIAL

[REDACTED]

[REDACTED]

43-1  
7-1  
2

CONFIDENTIAL




43-1  
7-1  
2



27

CONFIDENTIAL




43-1  
7-1  
2



28

CONFIDENTIAL



7


43-1  
7-1  
2



29




CONFIDENTIAL



43-1  
7-1  
2

30


CONFIDENTIAL



43-1  
7-1  
2




CONFIDENTIAL




42-1  
7-1  
2

CONFIDENTIAL



43-1  
7-1  
2

CONFIDENTIAL



43-1  
7-1  
2

Source: Key 22



CONFIDENTIAL

10/22/08 JEP PBC

Page 1 of 5

# Purchase Order

1  
2  
3  
4  
5  
6  
7  
8  
9

Vendor Number: 219252  
 Address  
 [Redacted]

Information	
PO Number	4500338592
Date	09/21/2006
Attention	Joseph Shaulis
Phone	770-980-7957
Validity End Date	05/31/2007
Incoterms	Not Applicable

Ship To:  
 FPL  
 FLORIDA POWER & LIGHT CO.  
 Select Delivery Address  
 Juno Beach FL 33408

Tax Code: 30 - No tax applies  
 Payment Terms  
 Net 48 Days

Item	Material/Description	Quantity	Unit	Net Price	Net Amount
	<p><b>USE/PURPOSE</b></p> <p>Location of work or service:            Florida Power &amp; Light, Company (FPL)            700 Universe Blvd.            Juno Beach, FL 33408</p> <p>This Contract/Purchase Document shall be in effect for the period of August 24, 2006 through May 31, 2007.</p> <p><b>DESCRIPTION OF WORK</b></p> <p>This Contract/Purchase Document is your authority to provide Development Services to FPL's Information Management Business Unit.</p> <p><b>COMPANY REPRESENTATIVE</b></p> <p>All work is subject to the approval and acceptance of Ms. Ani Battifarano, who is the FPL Company Representative or designee, her telephone number is (561) 691-2633.</p>				<p>43-1</p> <hr/> <p>1-8</p> <hr/> <p>1</p>

If further information is required call  
 Agent: TODD GERKEN  
 Phone: 305-552-4585

AUTHORIZED SIGNATURE:   
 DATE: 10/4/06

This Purchase Order is subject to the attached, or previously provided, terms and conditions. Shipment of the goods or commencement of work by the supplier will constitute acceptance of all of these terms and conditions.

43-1  
1-8



CONFIDENTIAL

Page 2 of 5

Purchase Order

4500338692

1  
2  
3  
4  
5  
6  
7  
8  
9  
10  
11  
12  
13  
14  
15  
16  
17  
18  
19  
20  
21  
22  
23  
24  
25  
26  
27  
28  
29  
30

Item	Material Description	Quantity	Unit	Unit Price	Net Amount
	Supplier's representative for this Contract/Purchase Document is Mr. Joseph Shaulis, his telephone number is (678) 488-3254.				
	<b>ATTACHMENT(S)</b>				
	FPL and [redacted] agree that the following attachments comprise the entire Agreement between the parties:				
	* Master Agreement for Services between FPL & [redacted] dated July 19, 2006.				
	* [redacted] Statement of Work, Work Authorization number WA035, dated August 1, 2006.				
	All work shall be performed in accordance with FPL's instructions, specifications and drawings.				
	<b>AUTHORIZATION FOR WORK INSTRUCTIONS</b>				
	Authority to supply hardware will be issued via a Purchase Document serving as a delivery or work authorization, Notice to Proceed, Notice of Commencement, or its equivalent.				
	<b>OUT-OF-SCOPE WORK INSTRUCTIONS</b>				
	Changes in the Scope of this Contract/Purchase Document will be performed only upon receipt of an authorized change to Purchase Order Document approved by the Company Representative and by the Integrated Supply Chain (ISC) Procurement Department.				
	<b>SCHEDULE OF COSTS</b>				
	Rates are per Section V. Milestones of the [redacted] Statement of Work, Work Authorization number WA035, dated August 1, 2006				
	<b>INVOICE INSTRUCTIONS</b>				
	Mail invoice to:				
	Florida Power & Light Attn.: Ani Battifarano, IMB/JB 700 Universe Blvd.				

see attached.

43-1  
1-8  
1



**CONFIDENTIAL**

Page 3 of 5

**Purchase Order**

4500338592

1  
2

Item	Material Description	Quantity	Unit	Net Price	Net Amount
	<p>Juno Beach, FL 33408</p> <p><b>INVOICE INSTRUCTIONS WILL BE PROVIDED ON EACH PURCHASE DOCUMENT</b></p> <p>Altered invoices will not be processed.</p> <p>Invoice must itemize charge with supporting documentation for all applicable billing rates and any other costs authorized by this Contract/Purchase Document number. Failure to comply may result in Invoice Processing delays at the expense of the Supplier.</p> <p><b>SALES TAX INSTRUCTIONS</b></p> <p>This purchase order is considered a nontaxable transaction in the State of Florida since professional services are not to be taxed. Invoices not following the proper instructions as stated above will be rejected by FPL.</p> <p><b>EQUAL EMPLOYMENT OPPORTUNITY AND CIVIL RIGHTS</b></p> <p>Supplier shall conform to the requirements of the Equal Employment Opportunity clause in Section 202, Paragraph 1 through 7, of Executive Order 11246, as amended and applicable portions of Executive Orders 11701 and 11758, relative to Equal Opportunity and the Implementing Rules and Regulations of the Office of Federal Contract Compliance programs, and to impose these requirements upon applicable subcontractors.</p> <p><b>MINORITY BUSINESS &gt; 500K</b></p> <p>FPL is committed to the utilization of small, small disadvantaged and women owned small business concerns. All subcontractors (except small business concerns) who offer further subcontracting opportunities are required to adopt and comply with a subcontracting plan (FAR 52-219-9), similar to the plan agreed to by FPL. Further, the subcontractor agrees to submit annually standard Form 294 to the government to demonstrate compliance under this contract and cooperate with studies or surveys as may be required. For more information please</p>				<p>43-1</p> <hr/> <p>1-8</p> <hr/> <p>1</p>

3





Purchase Order

4500338592

1  
2

Item	Material Description	Quantity	Unit	Net Price	Net Amount
	<p>contact, the Minority Business Administrator at (561) 845-3376.</p> <p><b>MINORITY BUSINESS &lt; 500K</b></p> <p>It is FPL's policy to seek out and encourage the use of minority owned suppliers to the greatest extent possible. FPL encourages prime contractors participating in our procurements to do the same. For more information please contact, the Minority Business Administrator at (561) 845-3376.</p> <p><b>FAIR LABOR STANDARDS ACT</b></p> <p>Supplier shall comply with all applicable federal, state and local codes, laws and regulations including but not limited to the Fair Labor Standards Act, as amended ("FLSA"). Supplier shall, at its own expense, defend, indemnify and save harmless FPL from and against all liability, loss or damage assessed against or suffered by FPL (including attorney's fees and other legal costs) as a result of noncompliance by Supplier under this Section. With respect to the FLSA, Supplier acknowledges that the phrase "liability, loss or damage", includes but is not limited to back wages liquidated damages and civil penalties.</p> <p><b>ACKNOWLEDGEMENT</b></p> <p>You are required to sign and submit an acknowledgment copy of this Contract/Purchase Document prior to beginning work. Failure to return this acknowledgment could result in payment of your invoices being delayed.</p> <p>As a duly authorized representative, the undersigned acknowledges and accepts the terms of this document, its attachments, and references.</p> <p>By: _____</p> <p>Date: _____</p> <p>Title: _____</p> <p>Return signed acknowledgement copy to: Florida Power &amp; Light, Company</p>				<p>43-1</p> <hr/> <p>1-8</p> <hr/> <p>1</p>



Purchase Order


4500338592

1  
2

Item	Material/Description	Quantity	UOM	Net Price	Net Amount
0010 1	Attn: Todd Gerken, JPU/GO 9250 West Flagler Street Miami, FL 33174  TG:bf (9/21/06).  We require an order acknowledgment for the following items:  DSM Phase 1 Extension Field Mandated Projects	1	LE		43-1 1-8 1


5

CONFIDENTIAL




43-  
1-8  
1

CONFIDENTIAL




43-1  
1-8  
1

CONFIDENTIAL




43-1  
1-8  
1

CONFIDENTIAL




43-1  
1-8  
/

CONFIDENTIAL



43-1  
1-8  
1


CONFIDENTIAL



43-1  
1-8  
1



CONFIDENTIAL



43-1  
1-8  
1

1  
2  
3  
4  
5  
6  
7  
8  
9  
10  
11  
12  
  
13  
14  
15  
16  
  
17  
18

**II CONTACTS**

**Project Executives**

The following Project Executives shall assume operational responsibility for this Statement of Work

**FPL Contract Executive:**

Telephone	561-694-3109
Fax	
E-Mail	Mike Bourque@fpl.com

█ Engagement Manager: Joseph Shaulis

Telephone	678-488-3254
Fax	678-623-0775
E-Mail	Joseph.Shaulis@infosys.com

**Other Contacts**

Telephone	
Fax	
E-Mail	

**III REPORTING & MEETINGS**

█ project execution status will be reported to FPL Project Manager on a weekly basis.

**IV RESERVED**

**V TERM**

The Services under this Statement of Work shall commence on: 01<sup>st</sup> Aug, 2006 and be completed/expire on 21<sup>st</sup> Mar, 2007 unless terminated as provided in the Master Agreement for Services.

43-1  
1-8  
1

CONFIDENTIAL

1 \_\_\_\_\_ CS Field Mandated project

2 EXECUTION:

3 [Redacted]

Florida Power and Light Co.

[Signature]  
Authorized Signatory

Joseph W. Shanks  
Name

Client Rep. M6  
Title

[Signature]  
Authorized Signatory

SUNITA HAROLD  
Name

\_\_\_\_\_  
Title

43-1  
1-8  
1



Source: Reg 22

CONFIDENTIAL

7/22/08 JHP PBC

Page 1 of 5

### Purchase Order

1  
2  
3  
4  
5

Vendor Number: 5966  
 Address  
 [Redacted]

Information	
PO Number	4500369186
Date	05/03/2007
Attention	Adorina Tomeh
Phone	650-855-2876
Fax	650-855-1069
Validity End Date	10/15/2008
Incoterms	Not Applicable

**Ship To:**  
 FPL  
 FLORIDA POWER & LIGHT CO.  
 Select Delivery Address  
 Juno Beach FL 33408

Tax Code: 30 - No tax applies  
 Payment Terms  
 Net 30 Days

Item	Material/Description	Quantity	Unit	Net Price	Net Amount
	<p><b>USE/PURPOSE</b></p> <p>Location of work or service:</p> <p>Florida Power &amp; Light Company (FPL)            9250 West Flagler Street            Miami, FL 33174</p> <p>This Contract/Purchase Document shall be in effect for the period of April 15, 2007 through October 15, 2008.</p> <p><b>DESCRIPTION OF WORK</b></p> <p>This Contract/Purchase Document is your authority to provide energy efficiency research to FPL's Customer Service Business Unit.</p> <p><b>COMPANY REPRESENTATIVE</b></p> <p>FPL's Company Representative will be Mr. Craig Muccio, or designee. His telephone number is (305) 552-4127.</p> <p>Supplier's representative for this Contract/Purchase</p>				43-1 1-9 1
<p>If further information is required call            Agent: JOHN ALVAREZ            Phone: 305-552-2181</p>		<p>AUTHORIZED SIGNATURE: </p>		<p>DATE: 5/4/07</p>	
<p>This Purchase Order is subject to the attached, or previously provided, terms and conditions. Shipment of the goods or commencement of work by the supplier will constitute acceptance of all of these terms and conditions.</p>					

43-1  
1-9  
1



CONFIDENTIAL

Page 2 of 5

Purchase Order

4500369186

1  
2  
3  
4  
5  
6  
7  
8  
9  
10  
11  
12  
13  
14

Item	Material/Description	Quantity	Unit	Net Price	Net Amount
	<p>Document is Ms. Adorina Tomeh; her telephone number is (650) 855-2876.</p> <p><b>ATTACHMENT(S)</b></p> <p>FPL and [redacted] agree that the following attachments comprise the entire Agreement between the parties:</p> <ul style="list-style-type: none"> <li>* [redacted] Project Funding Agreement dated 05/03/2007 including Project Funding Addendum and Exhibit 1 (CF 011605-10921 project ID No. 65174).</li> <li>* [redacted] Member License Agreement dated 01/26/2005.</li> <li>* [redacted] Membership Agreement dated 12/22/2006.</li> <li>* Utilization of Small, Small Disadvantaged And Women-Owned Small Business Concerns, Updated 8/21/03.</li> </ul> <p>All work shall be performed in accordance with Exhibit 1 (CF 011605-10921 project ID No. 65174)</p> <p><b>AUTHORIZATION FOR WORK INSTRUCTIONS</b></p> <p>Authority to supply hardware will be issued via a Purchase Document serving as a delivery or work authorization, Notice to Proceed, Notice of Commencement, or its equivalent.</p> <p><b>OUT-OF-SCOPE WORK INSTRUCTIONS</b></p> <p>Changes in the Scope of this Contract/Purchase Document will be performed only upon receipt of an authorized change to Purchase Order Document approved by the Company Representative and by the Integrated Supply Chain (ISC) Procurement Department.</p> <p><b>SCHEDULE OF COSTS</b></p> <p>Rates are per the Project Funding Addendum with a flat fee of \$275,000. Rates quoted will be firm for the entire Contract.</p> <p><b>INVOICE INSTRUCTIONS</b></p>				

X

4500369186

43-1  
1-9  
7



**CONFIDENTIAL**

Page 3 of 5

**Purchase Order**

4500369186

2

Qty	Material Description	Quantity	Unit	Net Price	Net Amount
	<p>Mail invoice to:  <b>Florida Power &amp; Light Company</b>  <b>Attn.: Craig Muccio, PMD/GO</b>  <b>9250 West Flagler Street</b>  <b>Miami, FL 33174</b></p> <p><b>INVOICE INSTRUCTIONS WILL BE PROVIDED ON EACH PURCHASE DOCUMENT</b></p> <p>Altered invoices will not be processed.</p> <p>Invoice must itemize charge with supporting documentation for all applicable billing rates and any other costs authorized by this Contract/Purchase Document number. Failure to comply may result in invoice processing delays at the expense of the Supplier.</p> <p><b>SALES TAX INSTRUCTIONS</b></p> <p>This purchase order is considered a nontaxable transaction in the State of Florida since professional services are not to be taxed. Invoices not following the proper instructions as stated above will be rejected by FPL.</p> <p><b>EQUAL EMPLOYMENT OPPORTUNITY AND CIVIL RIGHTS</b></p> <p>Supplier shall conform to the requirements of the Equal Employment Opportunity clause in Section 202, Paragraph 1 through 7, of Executive Order 11246, as amended and applicable portions of Executive Orders 11701 and 11758, relative to Equal Opportunity and the Implementing Rules and Regulations of the Office of Federal Contract Compliance programs, and to impose these requirements upon applicable subcontractors.</p> <p><b>MINORITY BUSINESS &gt; 500K</b></p> <p>FPL is committed to the utilization of small, small disadvantaged and women owned small business concerns. All subcontractors (except small business concerns) who offer further subcontracting opportunities are required to adopt and comply with a subcontracting plan (FAR 52-219-9), similar to the plan agreed to by FPL. Further, the subcontractor</p>				<p>43-1  1-9  1</p>

3



CONFIDENTIAL

Page 4 of 5

Purchase Order

4500369186

2

Item	Material/Description	Quantity	Unit	Net Price	Net Amount
	<p>agrees to submit annually standard Form 294 to the government to demonstrate compliance under this contract and cooperates with studies or surveys as may be required. For more information please contact, the Minority Business Administrator at (561) 845-3376.</p> <p><b>MINORITY BUSINESS &lt; 500K</b></p> <p>It is FPL's policy to seek out and encourage the use of minority owned suppliers to the greatest extent possible. FPL encourages prime contractors participating in our procurements to do the same. For more information please contact, the Minority Business Administrator at (561) 845-3376.</p> <p><b>FAIR LABOR STANDARDS ACT</b></p> <p>Supplier shall comply with all applicable federal, state and local codes, laws and regulations including but not limited to the Fair Labor Standards Act, as amended ("FLSA"). Supplier shall, at its own expense, defend, indemnify and save harmless FPL from and against all liability, loss or damage assessed against or suffered by FPL (including attorney's fees and other legal costs) as a result of noncompliance by Supplier under this Section. With respect to the FLSA, Supplier acknowledges that the phrase "liability, loss or damage", includes but is not limited to back wages liquidated damages and civil penalties.</p> <p><b>ACKNOWLEDGEMENT</b></p> <p>You are required to sign and submit an acknowledgment copy of this Contract/Purchase Document prior to beginning work. Failure to return this acknowledgment could result in payment of your invoices being delayed.</p> <p>As a duly authorized representative, the undersigned acknowledges and accepts the terms of this document, its attachments, and references.</p> <p>By: _____</p> <p>Date: _____</p> <p>Title: _____</p>				

43-1  
1-9  
1



CONFIDENTIAL

Page 5 of 5

Purchase Order

4500369186

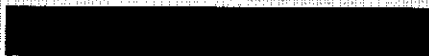

2

Item	Material Description	Quantity	UM	Net Amount
0010 1	<p>Return signed acknowledgement copy to:</p> <p>Florida Power &amp; Light Company Attn.: John Alvarez, JPU/GO 9250 West Flagler Street Miami, FL 33174</p> <p>JA:ap (05/03/07)</p> <p>We require an order acknowledgment for the following items:</p> <p>REASERCH PROJECT multiple utility collaboration</p>	1	LE	<p>43-1 1-9 1</p>

5




CONFIDENTIAL



43-1  
1-9  
1

CONFIDENTIAL




2

43-1  
1-9  
1


2

CONFIDENTIAL



43-1  
1-9  
~~1~~

CONFIDENTIAL




2

43-1  
1-9  
1

9



CONFIDENTIAL



43-1  
1-9  
1


10

CONFIDENTIAL



43-1  
1-9  
1


CONFIDENTIAL



43-1  
1-9  
1




CONFIDENTIAL



431  
1-9  
1




CONFIDENTIAL




43-1  
1-9  
1

CONFIDENTIAL




43-1  
29  
1

CONFIDENTIAL




431  
1-9  
)

C C  
CONFIDENTIAL




43-1  
1-9  
1

CONFIDENTIAL




43-1  
1-9  
1

C. C. CONFIDENTIAL



43-1  
1-9  
1


C  
CONFIDENTIAL



43-1  
T-9  
1

C


CONFIDENTIAL



43-1  
1-9  
1




CONFIDENTIAL




43-1  
1-9  
1

CONFIDENTIAL




43-1  
1-9  
1

CONFIDENTIAL




43-1  
1-9  
J

CONFIDENTIAL




43-1  
1-9  
1

CONFIDENTIAL



43-1  
1-9  
1

CONFIDENTIAL



43-1  
1-9  
1


CONFIDENTIAL



43-1  
1-9  
1




CONFIDENTIAL



43-1  
1-9  
1.




CONFIDENTIAL




43-1  
1-9  
1

CONFIDENTIAL




43-1  
1-9  
1

CONFIDENTIAL




43-1  
—  
1-9  
—  
1

CONFIDENTIAL




43-1  
1-9  
1

CONFIDENTIAL




43-1  
79  
1

CONFIDENTIAL




43-1  
1-9  
1

CONFIDENTIAL



43-1  
1-9  
1


CONFIDENTIAL



43-1  
1-9  
1




CONFIDENTIAL




43-1  
-  
1-9  
-  
1

CONFIDENTIAL




43-1  
1-9  
1

CONFIDENTIAL




43-1  
1-9  
1

CONFIDENTIAL




43-1  
1-9  
7

CONFIDENTIAL



43-1  
1-9  
1

CONFIDENTIAL



43-1  
1-9  
1

CONFIDENTIAL

FPSC CONSERVATION  
AUDIT REQUEST NO. 9, #22

# Invoice Transmittal Report

Wednesday, November 14, 2007

1 Invoice #: 158844 Invoice Date: 04-Nov-2007 Invoice Type: Hours  
 2 Invoice Approver: Beck, Lily  
 3 Staffing Partner: [REDACTED] Staffing Partner#: 215683  
 4 Associate: Brea-Piqueras, Lourdes

5 Week-Ending: 28-Oct-2007 Timesheet #: 1081715 Timesheet Approver: Soto, Lisa

6	7	Reg Hours	Bill Rate	Reg Amount	OT Hours	OT BR	OT Amount	[REDACTED]
8	Work Order	40.00	[REDACTED]	[REDACTED]	0.00	0.00	0.00	[REDACTED]
9		40.00			0.00		0.00	[REDACTED]

10 Week-Ending: 04-Nov-2007 Timesheet #: 1084506 Timesheet Approver: Soto, Lisa

11	12	Reg Hours	Bill Rate	Reg Amount	OT Hours	OT BR	OT Amount	[REDACTED]
11	Work Order	40.00	[REDACTED]	[REDACTED]	0.00	0.00	0.00	[REDACTED]
13		40.00			0.00		0.00	[REDACTED]

14 Associate: Brown, Nicole R

15 Week-Ending: 04-Nov-2007 Timesheet #: 1083823 Timesheet Approver: Morrissey, Paula

16	17	Reg Hours	Bill Rate	Reg Amount	OT Hours	OT BR	OT Amount	[REDACTED]
16	Work Order	3.25	[REDACTED]	[REDACTED]	0.00	0.00	0.00	[REDACTED]
18		7100-90-000-010-219	30.25	[REDACTED]	0.00	0.00	0.00	[REDACTED]
19a			33.50	[REDACTED]	0.00		0.00	[REDACTED]

20 Associate: Ford, Nancy E

21 Week-Ending: 28-Oct-2007 Timesheet #: 1078476 Timesheet Approver: Soto, Lisa

22	23	Reg Hours	Bill Rate	Reg Amount	OT Hours	OT BR	OT Amount	[REDACTED]
22	Work Order	25.00	[REDACTED]	[REDACTED]	0.00	0.00	0.00	[REDACTED]
24		9887-90-000-770-854	25.00	[REDACTED]	0.00		0.00	[REDACTED]

26 Week-Ending: 04-Nov-2007 Timesheet #: 1084309 Timesheet Approver: Soto, Lisa

27	28	Reg Hours	Bill Rate	Reg Amount	OT Hours	OT BR	OT Amount	[REDACTED]
27	Work Order	33.00	[REDACTED]	[REDACTED]	0.00	0.00	0.00	[REDACTED]
29		9887-90-000-770-854	33.00	[REDACTED]	0.00		0.00	[REDACTED]

31 Associate: Macias, Erika S

32 Week-Ending: 04-Nov-2007 Timesheet #: 1084568 Timesheet Approver: Soto, Lisa

33	34	Reg Hours	Bill Rate	Reg Amount	OT Hours	OT BR	OT Amount	[REDACTED]
33	Work Order	40.00	[REDACTED]	[REDACTED]	0.00	0.00	0.00	[REDACTED]
35		0031-91-000-770-854	40.00	[REDACTED]	0.00		0.00	[REDACTED]

43-1  
2-1

# Invoice Transmittal Report

Wednesday, November 14, 2007

1 Invoice #: 158844 Invoice Date: 04-Nov-2007 Invoice Type: Hours  
2 Invoice Approver: Beck, Lily  
3 Staffing Partner: Bartech Group - Florida Staffing Partner#: 215683  
4 Associate: Pezoa-Soto, Lissette A.

5 Week-Ending: 04-Nov-2007 Timesheet #: 1083672 Timesheet Approver: Navarro, Vivian

6  
7  
8  
9  
10

Work Order	Reg Hours	Bill Rate	Reg Amount	OT Hours	OT BR	OT Amount
5543-90-000-086-078	16.00			0.00	0.00	0.00
	16.00			0.00		0.00
<b>Invoice Totals: (8 records)</b>	<b>227.50</b>			<b>0.00</b>		<b>0.00</b>

43-1  
2-1

p.3





*Confidential*

FPLS CONSERVATION  
AUDIT REQUEST NO. *246*

*Attachment 2*

*PBC*

Page 1 of 2

### Change to Purchase Order

1  
2  
3  
4  
5

Vendor Number 220484  
Address

Information	
PO Number	4500291667
Date	06/01/2007
Attention	Allan Linderman
Phone	847-549-9410
Fax	847-549-9470
Validity End Date	12/31/2007
Incoterms	Not Applicable

Ship To:  
JUNO BEACH OFFICE  
JUNO BEACH  
700 UNIVERSE BLVD.  
JUNO BEACH FL 33408

Tax Code: 30 - No tax applies  
Payment Terms  
Net 45 Days

Item	Material/Description	Quantity	UM	Net Price	Net Amount
	<p>This Contract Change Order is being issued to:</p> <p>*Add Attachment A - Addendum to the original Scope of Work to include Advertising Consulting Services and to increase the funding for these services until the expiration date of 12/31/2007.</p> <p>All other Terms and Conditions remain the same.</p> <p><b>ATTACHMENT</b> 1) Attachment A - Addendum</p> <p><b>ACKNOWLEDGMENT</b> You are required to sign and submit an acknowledgment copy of this Contract prior to beginning work. Failure to return this acknowledgment may prevent processing of your Invoices.</p> <p><b>ACKNOWLEDGMENT COPY</b> As a duly authorized representative, the undersigned acknowledges and accepts the terms of this document, its attachments, and references. Accepted By:  Company</p>				<p><i>43-1</i> <u>2-2</u></p>
<p>If further information is required call Agent: KAREN HOUSE Phone: 561-691-7820</p>		<p>AUTHORIZED SIGNATURE:</p>		<p>DATE:</p>	
<p>This Purchase Order is subject to the attached, or previously provided, terms and conditions. Shipment of the goods or commencement of work by the supplier will constitute acceptance of all of these terms and conditions.</p>					

*P.3*



**CONFIDENTIAL** Change to Purchase Order


4500291667

1  
2

Item	Material/Description	Quantity	UM	Net Price	Net Amount
	Name: _____				
	Name of Authorized Representative: _____				
	Signature of Authorized Representative: _____				
	Title of Authorized Representative: _____				
	Date: _____				
	Return to: Florida Power & Light Company Attn: Karen House, MMS/JB 700 Universe Blvd. P.O. Box 14000 Juno Beach, FL 33408-0420				
	*** Text changed ***				
	*** Net price changed ***				
0010	Media Consulting	1	LE	113,000.00	113,000.00
1	Media Consulting	113,000	EA	1.00	113,000.00
	Order Not To Exceed:				113,000.00

43-1  
2-2


FPSC CONSERVATION  
AUDIT REQUEST NO. 946



f3-1  
2.2

P5

FPSC CONSERVATION  
AUDIT REQUEST NO. 946




2



43-1  
2-2

p.4



3



43-1  
2-2

p.7

PBC

2007 ECCR Audit  
Request No. 7  
Item No. 2

CONFIDENTIAL

1  
2 Q. Provide the [redacted] entry for November 07 for account 908.265, source code 6500, for [redacted] Provide the supporting documentation related and how the amount was computed.

431  
5-1

3  
4 This entry represents the liability due to [redacted] based upon the revenue billings. FPL has entered into an agreement with [redacted] to provide several activities in support of the Residential Green Power Pricing program including sales, marketing, and advertising and procurement of renewable tradable energy credits. This agreement specifies a fixed monthly fee per program participant to Green Mountain to perform these services. The Residential Green Power Pricing program is an approved FPSC Energy Conservation Cost Recovery (ECCR) program.

See attachment documents.

See Sunshine Energy Audit

4

43-1  
5-1  
1

1