

100001-EI

CONFIDENTIAL

FPSC FORM 423-1

MONTHLY REPORT OF COST AND QUALITY OF FUEL FOR ELECTRIC PLANTS
ORIGIN, VOLUME, DELIVERED PRICE AND AS RECEIVED QUALITY

1. REPORTING MONTH: 06/2008
2. REPORTING COMPANY: FLORIDA POWER CORPORATION

3. NAME, TITLE, TELEPHONE NUMBER OF CONTACT PERSON CONCERNING DATA
SUBMITTED ON THIS FORM: JILL ALLYSON Senior Bus. Fin. Analyst (919) 546-7949

4. SIGNATURE OF OFFICIAL : [Signature]
JOEL RUTLEDGE
LEAD BUS. FIN. ANALYST

5. DATE COMPLETED: 07/29/2008

LINE NO.	PLANT NAME	SUPPLIER NAME	SHIPPING POINT	PURCHASE TYPE	DELIVERY LOCATION	DELIVERY DATE	TYPE OIL	SULFUR CONTENT (%)	BTU CONTENT (Btu/gal)	VOLUME (Bbls)	DELIVERED PRICE (\$/Bbl)
(a)	(b)	(c)	(d)	(e)	(f)	(g)	(h)	(i)	(j)	(k)	(l)
1	Anclote	Transfer Facility	Martin Gas Terminal	N/A	FOB PLANT	06/2008		0.12	140,330	687	\$(37.5657)
2	Bartow Steam Plant	RIO Energy International Inc.	Houston, TX	MTC	FOB TERMINAL	06/2008		1.48	156,947	650,297	\$71.6975
3	Crystal River	Central Oil Company Inc.	Tampa, FL	S	FOB PLANT	06/2008		0.12	140,330	148	\$176.0000
4	Crystal River	Transfer Facility	Martin Gas Terminal	N/A	FOB PLANT	06/2008		0.12	140,330	3,951	\$(39.6861)
5	DeBary Peakers	Transfer Facility	Martin Gas Terminal	N/A	FOB PLANT	06/2008		0.12	140,330	12,971	\$(52.9329)
6	Intersession City Peakers	Mansfield Oil Company Inc.	Tampa, FL	MTC	FOB PLANT	06/2008		0.00	139,405	14,833	\$145.4807
7	Martin Gas Terminal	Martin Product Sales	Pascagoula, MS	S	FOB TERMINAL	06/2008		0.25	140,121	45,897	\$178.6987
8	Suwannee Steam Plant	RIO Energy International Inc.	St. Marks, FL	MTC	FOB PLANT	06/2008		0.92	157,944	11,068	\$83.7869
9	Suwannee Steam Plant	Western Fuels & Asphalt Supply	El Dorado, KS	MTC	FOB PLANT	06/2008		0.89	158,000	6,764	\$94.6466
10	Turner Peakers	Transfer Facility	Martin Gas Terminal	N/A	FOB PLANT	06/2008		0.12	140,330	3,512	\$(200.0342)

DECLASSIFIED
11/10/2010
KMP
DOCUMENT NUMBER-DATE
07618 AUG 22 8
FPSC-COMMISSION CLERK

FPSC FORM 423-1(A)

MONTHLY REPORT OF COST AND QUALITY OF FUEL FOR ELECTRIC PLANTS
ORIGIN, VOLUME, DELIVERED PRICE AND AS RECEIVED QUALITY

**SPECIFIED
CONFIDENTIAL**

1. REPORTING MONTH: 06/2008
2. REPORTING COMPANY: FLORIDA POWER CORPORATION

3. NAME, TITLE, TELEPHONE NUMBER OF CONTACT PERSON CONCERNING DATA
SUBMITTED ON THIS FORM: JILL ALLYSON Senior Bus. Fin. Analyst (919) 546-7949

4. SIGNATURE OF OFFICIAL SUBMITTED REPORT: *Joel Rutledge*
JOEL RUTLEDGE
LEAD BUS. FIN. ANALYST

5. DATE COMPLETED: 07/29/2008

LINE NO.	PLANT NAME	SUPPLIER NAME	DELIVERY LOCATION	DELIVERY DATE	TYPE OIL	VOLUME (Bbls)	INVOICE	INVOICE	DISCOUNT (\$)	NET	NET	EFFECTIVE TRANSPORT		ADDITIONAL TRANSPORT (\$/Bbls)	OTHER CHARGES (\$/Bbls)	DELIVERED PRICE (\$/Bbls)	
							PRICE (\$/Bbls)	AMOUNT (\$)		PRICE (\$/Bbls)	AMOUNT (\$/Bbls)	QUALITY ADJUST (\$/Bbls)	PURCHASE PRICE (\$/Bbls)				TO TERMINAL (\$/Bbls)
(a)	(b)	(c)	(d)	(e)	(f)	(g)	(h)	(i)	(j)	(k)	(l)	(m)	(n)	(o)	(p)	(q)	(r)
1	Anclote	Transfer Facility	FOB PLANT	06/2008		687	\$0.00	\$0.00	\$0.00	\$0.00	\$0.00	\$0.00	\$2.70	\$0.00	\$2.70	\$(40.27)	\$(37.57)
2	Bartow Steam Plant	RIO Energy International Inc.	FOB TERMINAL	06/2008		650,297	\$99.78	\$64,883,663.71	\$0.00	\$64,883,663.71	\$99.78	\$0.44	\$100.21	\$0.47	\$0.00	\$(28.99)	\$71.70
3	Crystal River	Central Oil Company Inc.	FOB PLANT	06/2008		148	\$168.96	\$24,954.12	\$0.00	\$24,954.12	\$168.96	\$0.00	\$168.96	\$6.77	\$0.00	\$0.00	\$176.00
4	Crystal River	Transfer Facility	FOB PLANT	06/2008		3,951	\$0.00	\$0.00	\$0.00	\$0.00	\$0.00	\$0.00	\$3.95	\$0.00	\$3.95	\$(35.72)	\$(39.67)
5	DeBary Peakers	Transfer Facility	FOB PLANT	06/2008		12,971	\$0.00	\$0.00	\$0.00	\$0.00	\$0.00	\$0.00	\$4.28	\$0.00	\$4.28	\$(57.22)	\$(52.94)
6	Intersession City Peakers	Mansfield Oil Company Inc	FOB PLANT	06/2008		14,833	\$167.03	\$2,477,430.14	\$0.00	\$2,477,430.14	\$167.03	\$0.00	\$167.03	\$0.00	\$0.00	\$(21.55)	\$145.48
7	Martin Gas Terminal	Martin Product Sales	FOB TERMINAL	06/2008		45,897	\$168.33	\$7,725,773.29	\$0.00	\$7,725,773.29	\$168.33	\$0.00	\$168.33	\$3.65	\$0.00	\$6.71	\$178.70
8	Suwannee Steam Plant	RIO Energy International Inc.	FOB PLANT	06/2008		11,068	\$83.79	\$927,336.96	\$0.00	\$927,336.96	\$83.79	\$0.00	\$83.79	\$0.00	\$0.00	\$0.00	\$83.79
9	Suwannee Steam Plant	Western Fuels & Asphalt Supply	FOB PLANT	06/2008		6,764	\$94.65	\$640,218.54	\$0.00	\$640,218.54	\$94.65	\$0.00	\$94.65	\$0.00	\$0.00	\$0.00	\$94.65
10	Turner Peakers	Transfer Facility	FOB PLANT	06/2008		3,512	\$0.00	\$0.00	\$0.00	\$0.00	\$0.00	\$0.00	\$4.28	\$0.00	\$4.28	\$(204.31)	\$(200.03)

DECLASSIFIED

MONTHLY REPORT OF COST AND QUALITY OF COAL FOR ELECTRIC PLANTS
ORIGIN, TONNAGE, DELIVERED PRICE AND AS RECEIVED QUALITY

**SPECIFIED
CONFIDENTIAL**

1. Report for: Mo. 06/2008
2. Reporting Company: Florida Power Corporation
3. Plant Name: Crystal River 1 & 2

4. NAME, TITLE, TELEPHONE NUMBER OF CONTACT PERSON CONCERNING DATA
SUBMITTED ON THIS FORM: Pat Parson, Business Financial Analyst, (919) 546-6512

5. Signature of Official Submitting Report : 
Joel Rutledge - Lead Business Financial Analyst

6. DATE COMPLETED: 8/11/2008

Line No.	Supplier Name	Mine Location	Purchase Type	Transportation Mode	Tons	Effective Purchase Price (\$/Ton)	Total Transportation Cost (\$/Ton)	F.O.B. Plant Price (\$/Ton)	As Received Coal Quality			
									Percent Sulfur (%)	Btu Content (Btu/lb)	Percent Ash (%)	Percent Moisture (%)
(a)	(b)	(c)	(d)	(e)	(f)	(g)	(h)	(i)	(j)	(k)	(l)	(m)
1	B&W Resources Inc	8, KY, 51	MTC	UR	22,525	\$50.24	\$31.54	\$81.78	1.10	12,198	10.58	6.57
2	Consol Energy Sales Company	8, KY, 119	MTC	UR	11,447	\$53.31	\$31.70	\$85.02	0.90	12,210	9.87	8.11
3	Constellation Energy Commodities Group Inc.	8, KY, 193	MTC	UR	11,112	\$53.80	\$33.57	\$87.37	0.94	12,668	9.15	6.06
4	Constellation Energy Commodities Group Inc.	8, KY, 195	MTC	UR	11,480	\$51.79	\$32.49	\$84.28	0.94	12,190	11.72	6.80
5	ICG LLC	8, KY, 193	MTC	UR	11,575	\$47.63	\$33.36	\$80.98	1.14	12,094	11.86	6.51
6	Massey Utility Sales Company	8, WV, 45	MTC	UR	11,103	\$46.89	\$34.35	\$81.24	0.90	12,176	13.50	4.69
7	Massey Utility Sales Company	8, WV, 5	MTC	UR	10,826	\$47.80	\$34.41	\$82.21	0.82	12,351	12.76	4.32
8	Sempra Energy Trading	8, WV, 39	S	UR	11,355	\$109.46	\$33.86	\$143.31	0.89	12,757	10.56	4.95
9	Transfer Facility	N/A	N/A	GB	24,558	\$98.35	\$11.83	\$110.17	0.83	11,498	12.71	9.28
10	Traxys North America LLC	8, VA, 105	S	UR	9,117	\$107.40	\$31.65	\$139.06	0.94	12,159	9.52	8.00
11	Trinity Coal Marketing LLC	8, KY, 71	LTC	UR	34,600	\$51.55	\$31.68	\$83.23	0.93	12,332	11.04	5.88
12	Virginia Power Energy Marketing Inc.	8, KY, 195	S	UR	11,417	\$107.13	\$31.72	\$138.85	0.99	12,280	11.27	6.81

DECLASSIFIED

MONTHLY REPORT OF COST AND QUALITY OF COAL FOR ELECTRIC PLANTS
ORIGIN, TONNAGE, DELIVERED PRICE AND AS RECEIVED QUALITY

**SPECIFIED
CONFIDENTIAL**

1. Report for: Mo. 06/2008
2. Reporting Company: Florida Power Corporation
3. Plant Name: Crystal River 1 & 2

4. NAME, TITLE, TELEPHONE NUMBER OF CONTACT PERSON CONCERNING DATA
SUBMITTED ON THIS FORM: Pat Parson, Business Financial Analyst, (919) 546-6512

5. Signature of Official Submitting Report :


Joel Rutledge - Lead Business Financial Analyst

6. DATE COMPLETED: 8/11/2008

Line No.	Supplier Name	Mine Location	Purchase Type	Tons	F.O.B. Mine Price (\$/Ton)	Short Haul & Loading Charges (\$/Ton)	Original Invoice Price (\$/Ton)	Retro-active Price Inc(Dec) (\$/Ton)	Base Price (\$/Ton)	Quality Adjust-ments (\$/Ton)	Effective Purchase Price (\$/Ton)
(a)	(b)	(c)	(d)	(e)	(f)	(g)	(h)	(i)	(j)	(k)	(l)
1	B&W Resources Inc	8, KY, 51	MTC	22,525	\$50.25	N/A	\$50.25	\$0.00	\$50.25	\$(0.01)	\$50.24
2	Consol Energy Sales Company	8, KY, 119	MTC	11,447	\$52.00	N/A	\$52.00	\$0.00	\$52.00	\$1.31	\$53.31
3	Constellation Energy Commodities Group Inc.	8, KY, 193	MTC	11,112	\$52.50	N/A	\$52.50	\$0.00	\$52.50	\$1.30	\$53.80
4	Constellation Energy Commodities Group Inc.	8, KY, 195	MTC	11,480	\$52.50	N/A	\$52.50	\$0.00	\$52.50	\$(0.71)	\$51.79
5	ICG LLC	8, KY, 193	MTC	11,575	\$48.40	N/A	\$48.40	\$0.00	\$48.40	\$(0.77)	\$47.63
6	Massey Utility Sales Company	8, WV, 45	MTC	11,103	\$47.22	N/A	\$47.22	\$0.00	\$47.22	\$(0.33)	\$46.89
7	Massey Utility Sales Company	8, WV, 5	MTC	10,826	\$47.22	N/A	\$47.22	\$0.00	\$47.22	\$0.58	\$47.80
8	Sempra Energy Trading	8, WV, 39	S	11,355	\$107.25	N/A	\$107.25	\$0.00	\$107.25	\$2.21	\$109.46
9	Transfer Facility	N/A	N/A	24,558	\$98.35	N/A	\$98.35	\$0.00	\$98.35	N/A	\$98.35
10	Traxys North America LLC	8, VA, 105	S	9,117	\$106.00	N/A	\$106.00	\$0.00	\$106.00	\$1.40	\$107.40
11	Trinity Coal Marketing LLC	8, KY, 71	LTC	34,600	\$51.00	N/A	\$51.00	\$0.00	\$51.00	\$0.55	\$51.55
12	Virginia Power Energy Marketing Inc.	8, KY, 195	S	11,417	\$109.05	N/A	\$109.05	\$0.00	\$109.05	\$(1.92)	\$107.13


DECLASSIFIED

MONTHLY REPORT OF COST AND QUALITY OF COAL FOR ELECTRIC PLANTS
ORIGIN, TONNAGE, DELIVERED PRICE AND AS RECEIVED QUALITY

**SPECIFIED
CONFIDENTIAL**

1. Report for: Mo. 06/2008
2. Reporting Company: Florida Power Corporation
3. Plant Name: Crystal River 1 & 2

4. NAME, TITLE, TELEPHONE NUMBER OF CONTACT PERSON CONCERNING DATA
SUBMITTED ON THIS FORM: Pat Parson, Business Financial Analyst, (919) 546-6512

5. Signature of Official Submitting Report : 
Joel Rutledge - Lead Business Financial Analyst

6. DATE COMPLETED: 8/11/2008

Line No.	Supplier Name	Mine Location	Shipping Point	Transportation Mode	Tons	Effective Purchase Price (\$/Ton)	Additional Shorthaul & Loading Charges (\$/Ton)	Rail Rate (\$/Ton)	Other Rail Charges (\$/Ton)	River Barge Rate (\$/Ton)	Trans-loading Rate (\$/Ton)	Ocean Barge Rate (\$/Ton)	Other Water Charges (\$/Ton)	Other Related Charges (\$/Ton)	Transportation Charges (\$/Ton)	F.O.B. Plant Price (\$/Ton)
(a)	(b)	(c)	(d)	(e)	(f)	(g)	(h)	(i)	(j)	(k)	(l)	(m)	(n)	(o)	(p)	(q)
1	B&W Resources Inc	8, KY, 51	Resource, KY	UR	22,525	\$50.24	N/A	\$30.68	\$0.86	N/A	N/A	N/A	N/A	N/A	\$31.54	\$81.78
2	Consol Energy Sales Company	8, KY, 119	Mousie, KY	UR	11,447	\$53.31	N/A	\$30.86	\$0.84	N/A	N/A	N/A	N/A	N/A	\$31.70	\$85.02
3	Constellation Energy Commodities Group	8, KY, 193	Leatherwood, KY	UR	11,112	\$53.80	N/A	\$32.54	\$1.03	N/A	N/A	N/A	N/A	N/A	\$33.57	\$87.37
4	Constellation Energy Commodities Group	8, KY, 195	Damron Fork, KY	UR	11,480	\$51.79	N/A	\$30.86	\$1.63	N/A	N/A	N/A	N/A	N/A	\$32.49	\$84.28
5	ICG LLC	8, KY, 193	Typo, KY	UR	11,575	\$47.63	N/A	\$32.54	\$0.82	N/A	N/A	N/A	N/A	N/A	\$33.36	\$80.98
6	Massey Utility Sales Company	8, WV, 45	Stirrat, WV	UR	11,103	\$46.89	N/A	\$33.26	\$1.09	N/A	N/A	N/A	N/A	N/A	\$34.35	\$81.24
7	Massey Utility Sales Company	8, WV, 5	Homer, WV	UR	10,826	\$47.80	N/A	\$33.26	\$1.15	N/A	N/A	N/A	N/A	N/A	\$34.41	\$82.21
8	Sempra Energy Trading	8, WV, 39	Toms Fork, WV	UR	11,355	\$109.46	N/A	\$33.01	\$0.85	N/A	N/A	N/A	N/A	N/A	\$33.86	\$143.31
9	Transfer Facility	N/A	Davant, La	GB	24,558	\$98.35	N/A	N/A	N/A	N/A	\$3.84	\$7.93	\$0.06	N/A	\$11.83	\$110.17
10	Traxys North America LLC	8, VA, 105	Powell Mountain,	UR	9,117	\$107.40	N/A	\$30.68	\$0.97	N/A	N/A	N/A	N/A	N/A	\$31.65	\$139.06
11	Trinity Coal Marketing LLC	8, KY, 71	Banner, KY	UR	34,600	\$51.55	N/A	\$30.86	\$0.82	N/A	N/A	N/A	N/A	N/A	\$31.68	\$83.23
12	Virginia Power Energy Marketing Inc.	8, KY, 195	Damron Fork, KY	UR	11,417	\$107.13	N/A	\$30.86	\$0.86	N/A	N/A	N/A	N/A	N/A	\$31.72	\$138.85

DECLASSIFIED


MONTHLY REPORT OF COST AND QUALITY OF COAL FOR ELECTRIC PLANTS
 ORIGIN, TONNAGE, DELIVERED PRICE AND AS RECEIVED QUALITY

**SPECIFIED
 CONFIDENTIAL**

1. Report for: Mo. 06/2008
 2. Reporting Company: Florida Power Corporation
 3. Plant Name: Crystal River 1 & 2

4. NAME, TITLE, TELEPHONE NUMBER OF CONTACT PERSON CONCERNING DATA
 SUBMITTED ON THIS FORM: Pat Parson, Business Financial Analyst, (919) 546-6512

5. Signature of Official Submitting Report:


 Joel Rutledge - Lead Business Financial Analyst

6. DATE COMPLETED: 8/11/2008

Line No.	Month Reported	Form Plant Name	Intended Generating Plant	Supplier Name	Original Line Number	Volume (tons)	Form No.	Column Title	Old Value	New Value	New F.O.B. Plant Price	Reason for Revision
(a)	(b)	(c)	(d)	(e)	(f)	(g)	(h)	(i)	(j)	(k)	(l)	(m)

NONE

DECLASSIFIED

MONTHLY REPORT OF COST AND QUALITY OF COAL FOR ELECTRIC PLANTS
ORIGIN, TONNAGE, DELIVERED PRICE AND AS RECEIVED QUALITY

**SPECIFIED
CONFIDENTIAL**

1. Report for: Mo. 06/2008
2. Reporting Company: Florida Power Corporation
3. Plant Name: Crystal River 4 & 5

4. NAME, TITLE, TELEPHONE NUMBER OF CONTACT PERSON CONCERNING DATA
SUBMITTED ON THIS FORM: Pat Parson, Business Financial Analyst, (919) 546-66512

5. Signature of Official Submitting Report : 
Joel Rutledge - Lead Business Financial Analyst

6. DATE COMPLETED: 8/11/2008

Line No.	Supplier Name	Mine Location	Purchase Type	Transportation Mode	Tons	Effective Purchase Price (\$/Ton)	Total Transportation Cost (\$/Ton)	F.O.B. Plant Price (\$/Ton)	As Received Coal Quality			
									Percent Sulfur (%)	Btu Content (Btu/lb)	Percent Ash (%)	Percent Moisture (%)
(a)	(b)	(c)	(d)	(e)	(f)	(g)	(h)	(i)	(j)	(k)	(l)	(m)
1	Constellation Energy Commodities Group Inc.	8, KY, 195	S	UR	11,214	\$90.80	\$32.54	\$123.33	0.70	12,681	7.58	7.15
2	Constellation Energy Commodities Group Inc.	8, WV, 5	S	UR	10,506	\$88.09	\$34.67	\$122.76	0.63	12,235	11.47	5.85
3	Magnum Coal Sales LLC	8, WV, 45	S	UR	11,773	\$107.14	\$34.72	\$141.86	0.60	12,216	12.87	6.02
4	Massey Utility Sales Company	8, WV, 5	MTC	UR	22,949	\$56.59	\$34.67	\$91.27	0.73	12,759	10.77	5.84
5	MC Mining LLC	8, KY, 195	MTC	UR	22,467	\$58.86	\$32.52	\$91.38	0.67	12,760	8.39	6.36
6	Transfer Facility	N/A	N/A	GB	171,774	\$64.29	\$11.56	\$75.85	0.65	11,634	9.56	10.25
7	Transfer Facility	N/A	N/A	GB	114,263	\$78.27	\$10.77	\$89.04	0.62	11,751	11.61	8.83

DECLASSIFIED


MONTHLY REPORT OF COST AND QUALITY OF COAL FOR ELECTRIC PLANTS
ORIGIN, TONNAGE, DELIVERED PRICE AND AS RECEIVED QUALITY

**SPECIFIED
CONFIDENTIAL**

1. Report for: Mo. 06/2008
2. Reporting Company: Florida Power Corporation
3. Plant Name: Crystal River 4 & 5

4. NAME, TITLE, TELEPHONE NUMBER OF CONTACT PERSON CONCERNING DATA
SUBMITTED ON THIS FORM: Pat Parson, Business Financial Analyst, (919) 546-6512

5. Signature of Official Submitting Report :



Joel Rutledge - Lead Business Financial Analyst

6. DATE COMPLETED: 8/11/2008

Line No.	Supplier Name	Mine Location	Purchase Type	Tons	F.O.B. Mine Price (\$/Ton)	Short Haul & Loading Charges (\$/Ton)	Original Invoice Price (\$/Ton)	Retro-active Price Inc(Dec) (\$/Ton)	Base Price (\$/Ton)	Quality Adjust-ments (\$/Ton)	Effective Purchase Price (\$/Ton)
(a)	(b)	(c)	(d)	(e)	(f)	(g)	(h)	(i)	(j)	(k)	(l)
1	Constellation Energy Commodities Group Inc.	8, KY, 195	S	11,214	\$89.50	N/A	\$89.50	\$0.00	\$89.50	\$1.30	\$90.80
2	Constellation Energy Commodities Group Inc.	8, WV, 5	S	10,506	\$90.00	N/A	\$90.00	\$0.00	\$90.00	\$(1.91)	\$88.09
3	Magnum Coal Sales LLC	8, WV, 45	S	11,773	\$107.00	N/A	\$107.00	\$0.00	\$107.00	\$0.14	\$107.14
4	Massey Utility Sales Company	8, WV, 5	MTC	22,949	\$53.37	N/A	\$53.37	\$0.00	\$53.37	\$3.22	\$56.59
5	MC Mining LLC	8, KY, 195	MTC	22,467	\$57.00	N/A	\$57.00	\$0.00	\$57.00	\$1.86	\$58.86
6	Transfer Facility	N/A	N/A	171,774	\$64.29	N/A	\$64.29	\$0.00	\$64.29	N/A	\$64.29
7	Transfer Facility	N/A	N/A	114,263	\$78.27	N/A	\$78.27	\$0.00	\$78.27	N/A	\$78.27


DECLASSIFIED

MONTHLY REPORT OF COST AND QUALITY OF COAL FOR ELECTRIC PLANTS
ORIGIN, TONNAGE, DELIVERED PRICE AND AS RECEIVED QUALITY

**SPECIFIED
CONFIDENTIAL**

1. Report for: Mo. 06/2008
 2. Reporting Company: Florida Power Corporation
 3. Plant Name: Crystal River 4 & 5

4. NAME, TITLE, TELEPHONE NUMBER OF CONTACT PERSON CONCERNING DATA
 SUBMITTED ON THIS FORM: Pat Parson, Business Financial Analyst, (919) 546-6512

5. Signature of Official Submitting Report : 
 Joel Rutledge - Lead Business Financial Analyst

6. DATE COMPLETED: 8/11/2008

Line No.	Supplier Name	Mine Location	Shipping Point	Transportation Mode	Tons	Effective Purchase Price (\$/Ton)	Additional Shorthaul & Loading Charges (\$/Ton)	Rail Rate (\$/Ton)	Other Rail Charges (\$/Ton)	River Barge Rate (\$/Ton)	Trans-loading Rate (\$/Ton)	Ocean Barge Rate (\$/Ton)	Other Water Charges (\$/Ton)	Other Related Charges (\$/Ton)	Transportation Charges (\$/Ton)	F.O.B. Plant Price (\$/Ton)
(a)	(b)	(c)	(d)	(e)	(f)	(g)	(h)	(i)	(j)	(k)	(l)	(m)	(n)	(o)	(p)	(q)
1	Constellation Energy Commodities Group	8, KY, 195	Scotts Branch,	UR	11,214	\$90.80	N/A	\$30.86	\$1.68	N/A	N/A	N/A	N/A	N/A	\$32.54	\$123.33
2	Constellation Energy Commodities Group	8, WV, 5	Wells Prep Plant,	UR	10,506	\$88.09	N/A	\$33.01	\$1.66	N/A	N/A	N/A	N/A	N/A	\$34.67	\$122.76
3	Magnum Coal Sales LLC	8, WV, 45	Fanco, WV	UR	11,773	\$107.14	N/A	\$33.01	\$1.71	N/A	N/A	N/A	N/A	N/A	\$34.72	\$141.86
4	Massey Utility Sales Company	8, WV, 5	Sylvester, WV	UR	22,949	\$56.59	N/A	\$33.01	\$1.66	N/A	N/A	N/A	N/A	N/A	\$34.67	\$91.27
5	MC Mining LLC	8, KY, 195	Scotts Branch,	UR	22,467	\$58.86	N/A	\$30.86	\$1.66	N/A	N/A	N/A	N/A	N/A	\$32.52	\$91.38
6	Transfer Facility	N/A	Davant, La	GB	171,774	\$64.29	N/A	N/A	N/A	N/A	\$2.71	\$8.30	\$0.55	N/A	\$11.56	\$75.85
7	Transfer Facility	N/A	Myrtle Grove, La	GB	114,263	\$78.27	N/A	N/A	N/A	N/A	\$1.52	\$8.48	\$0.77	N/A	\$10.77	\$89.04

DECLASSIFIED


MONTHLY REPORT OF COST AND QUALITY OF COAL FOR ELECTRIC PLANTS
 ORIGIN, TONNAGE, DELIVERED PRICE AND AS RECEIVED QUALITY

**SPECIFIED
 CONFIDENTIAL**

1. Report for: Mo. 06/2008
 2. Reporting Company: Florida Power Corporation
 3. Plant Name: Crystal River 4 & 5

4. NAME, TITLE, TELEPHONE NUMBER OF CONTACT PERSON CONCERNING DATA
 SUBMITTED ON THIS FORM: Pat Parson, Business Financial Analyst, (919) 546-6512

5. Signature of Official Submitting Report:


 Joel Rutledge - Lead Business Financial Analyst

6. DATE COMPLETED: 8/11/2008

Line No.	Month Reported	Form Plant Name	Intended Generating Plant	Supplier Name	Original Line Number	Volume (tons)	Form No.	Column Title	Old Value	New Value	New F.O.B. Plant Price	Reason for Revision
(a)	(b)	(c)	(d)	(e)	(f)	(g)	(h)	(i)	(j)	(k)	(l)	(m)
NONE												

DECLASSIFIED

MONTHLY REPORT OF COST AND QUALITY OF COAL FOR ELECTRIC PLANTS
ORIGIN, TONNAGE, DELIVERED PRICE AND AS RECEIVED QUALITY

**SPECIFIED
CONFIDENTIAL**

1. Report for: Mo. 06/2008
2. Reporting Company: Florida Power Corporation
3. Plant Name: Transfer Facility - IMT

4. NAME, TITLE, TELEPHONE NUMBER OF CONTACT PERSON CONCERNING DATA
SUBMITTED ON THIS FORM: Pat Parson, Business Financial Analyst, (919) 546-6512

5. Signature of Official Submitting Report : 
Joel Rutledge - Lead Business Financial Analyst

6. DATE COMPLETED: 8/11/2008

Line No.	Supplier Name	Mine Location	Purchase Type	Transportation Mode	Tons	Effective Purchase Price (\$/Ton)	Total Transportation Cost (\$/Ton)	F.O.B. Plant Price (\$/Ton)	As Received Coal Quality			
									Percent Sulfur (%)	Btu Content (Btu/lb)	Percent Ash (%)	Percent Moisture (%)
(a)	(b)	(c)	(d)	(e)	(f)	(g)	(h)	(i)	(j)	(k)	(l)	(m)
1	Arch Coal Sales	17, CO, 29	S	B	31,233	\$85.74	\$14.23	\$99.97	0.47	12,080	8.55	8.26
2	Coalsales LLC	17, CO, 107	MTC	B	49,532	\$70.56	\$18.91	\$89.47	0.50	11,343	9.91	9.67
3	Constellation Energy Commodities Group	NYMEX Purchase	S	B	19,468	\$127.03	\$0.00	\$127.03	0.86	12,274	12.00	6.07
4	Keystone Industries LLC	8, WV, 39	MTC	B	6,688	\$64.21	\$14.65	\$78.86	0.71	12,192	12.39	6.94
5	Patriot Coal Sales	8, WV, 39	S	B	1,736	\$62.75	\$14.71	\$77.46	0.82	12,451	11.20	6.24
6	Patriot Coal Sales	8, WV, 39	S	B	24,536	\$64.75	\$14.77	\$79.52	0.71	12,396	11.74	6.03
7	Patriot Coal Sales	8, WV, 39	MTC	B	26,737	\$53.25	\$14.81	\$68.06	0.70	12,242	12.80	6.19
8	Thoroughbred Coal Co.	NYMEX Purchase	S	B	1,627	\$125.40	\$14.65	\$140.05	1.01	12,038	13.24	5.63
9	Traxys North America LLC	Terminal Purchase	S	B	6,683	\$107.34	\$14.65	\$121.99	0.89	11,882	12.11	6.91

DECLASSIFIED


MONTHLY REPORT OF COST AND QUALITY OF COAL FOR ELECTRIC PLANTS
ORIGIN, TONNAGE, DELIVERED PRICE AND AS RECEIVED QUALITY

**SPECIFIED
CONFIDENTIAL**

1. Report for: Mo. 06/2008
2. Reporting Company: Florida Power Corporation
3. Plant Name: Transfer Facility - IMT

4. NAME, TITLE, TELEPHONE NUMBER OF CONTACT PERSON CONCERNING DATA
SUBMITTED ON THIS FORM: Pat Parson, Business Financial Analyst, (919) 546-6512

5. Signature of Official Submitting Report :



Joel Rutledge - Lead Business Financial Analyst

6. DATE COMPLETED: 8/11/2008

Line No.	Supplier Name	Mine Location	Purchase Type	Tons	F.O.B. Mine Price (\$/Ton)	Short Haul & Loading Charges (\$/Ton)	Original Invoice Price (\$/Ton)	Retro-active Price Inc(Dec) (\$/Ton)	Base Price (\$/Ton)	Quality Adjust-ments (\$/Ton)	Effective Purchase Price (\$/Ton)
(a)	(b)	(c)	(d)	(e)	(f)	(g)	(h)	(i)	(j)	(k)	(l)
1	Arch Coal Sales	17, CO, 29	S	31,233	\$83.25	N/A	\$83.25	\$0.00	\$83.25	\$2.49	\$85.74
2	Coalsales LLC	17, CO, 107	MTC	49,532	\$70.45	N/A	\$70.45	\$0.00	\$70.45	\$0.11	\$70.56
3	Constellation Energy Commodities Group	NYMEX Purchase	S	19,468	\$124.00	N/A	\$124.00	\$0.00	\$124.00	\$ 3.03	\$127.03
4	Keystone Industries LLC	8, WV, 39	MTC	6,688	\$64.25	N/A	\$64.25	\$0.00	\$64.25	\$(0.04)	\$64.21
5	Patriot Coal Sales	8, WV, 39	S	1,736	\$62.75	N/A	\$62.75	\$0.00	\$62.75	\$0.00	\$62.75
6	Patriot Coal Sales	8, WV, 39	S	24,536	\$64.25	N/A	\$64.25	\$0.00	\$64.25	\$0.50	\$64.75
7	Patriot Coal Sales	8, WV, 39	MTC	26,737	\$52.00	N/A	\$52.00	\$0.00	\$52.00	\$1.25	\$53.25
8	Thoroughbred Coal Co.	Terminal Purchase	S	1,627	\$125.00	N/A	\$125.00	\$0.00	\$125.00	\$0.40	\$125.40
9	Traxys North America LLC	NYMEX Purchase	S	6,683	\$108.50	N/A	\$108.50	\$0.00	\$108.50	\$(1.16)	\$107.34

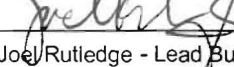
DECLASSIFIED

MONTHLY REPORT OF COST AND QUALITY OF COAL FOR ELECTRIC PLANTS
ORIGIN, TONNAGE, DELIVERED PRICE AND AS RECEIVED QUALITY

**SPECIFIED
CONFIDENTIAL**

1. Report for: Mo. 06/2008
2. Reporting Company: Florida Power Corporation
3. Plant Name: Transfer Facility - IMT

4. NAME, TITLE, TELEPHONE NUMBER OF CONTACT PERSON CONCERNING DATA
SUBMITTED ON THIS FORM: Pat Parson, Business Financial Analyst, (919) 546-6512

5. Signature of Official Submitting Report : 
Joel Rutledge - Lead Business Financial Analyst

6. DATE COMPLETED: 8/11/2008

Line No.	Supplier Name	Mine Location	Shipping Point	Transportation Mode	Tons	Effective Purchase Price (\$/Ton)	Additional Shorthaul & Loading Charges (\$/Ton)	Rail Rate (\$/Ton)	Other Rail Charges (\$/Ton)	River Barge Rate (\$/Ton)	Trans-loading Rate (\$/Ton)	Ocean Barge Rate (\$/Ton)	Other Water Charges (\$/Ton)	Other Related Charges (\$/Ton)	Transportation Charges (\$/Ton)	F.O.B. Plant Price (\$/Ton)
(a)	(b)	(c)	(d)	(e)	(f)	(g)	(h)	(i)	(j)	(k)	(l)	(m)	(n)	(o)	(p)	(q)
1	Arch Coal Sales	17, CO, 29	West Elk, CO	B	31,233	\$85.74	N/A	N/A	N/A	\$12.25	\$1.98	N/A	\$0.00	N/A	\$14.23	\$99.97
2	Coalsales LLC	17, CO, 107	Twentymile, Co	B	49,532	\$70.56	N/A	N/A	N/A	\$12.25	\$2.09	N/A	\$4.58	N/A	\$18.91	\$89.47
3	Constellation Energy Commodities Group	NYMEX Purchas	Nymex Pool	B	19,468	\$127.03	N/A	N/A	N/A	N/A	\$0.00	N/A	\$0.00	N/A	\$0.00	\$127.03
4	Keystone Industries LLC	8, WV, 39	Marmet Dock,	B	6,688	\$64.21	N/A	N/A	N/A	\$12.85	\$1.80	N/A	\$0.00	N/A	\$14.65	\$78.86
5	Patriot Coal Sales	8, WV, 39	Winifrede Dock,	B	1,736	\$62.75	N/A	N/A	N/A	\$12.85	\$1.80	N/A	\$0.06	N/A	\$14.71	\$77.46
6	Patriot Coal Sales	8, WV, 39	Winifrede Dock,	B	24,536	\$64.75	N/A	N/A	N/A	\$12.85	\$1.84	N/A	\$0.07	N/A	\$14.77	\$79.52
7	Patriot Coal Sales	8, WV, 39	Kanahwa Eagle	B	26,737	\$53.25	N/A	N/A	N/A	\$12.85	\$1.89	N/A	\$0.08	N/A	\$14.81	\$68.06
8	Thoroughbred Coal Co.	NYMEX Purchas	Riverway Dock,	B	1,627	\$125.40	N/A	N/A	N/A	\$12.85	\$1.80	N/A	\$0.00	N/A	\$14.65	\$140.05
9	Traxys North America LLC	Terminal Purchas	Nymex Pool	B	6,683	\$107.34	N/A	N/A	N/A	\$12.85	\$1.80	N/A	\$0.00	N/A	\$14.65	\$121.99

DECLASSIFIED


MONTHLY REPORT OF COST AND QUALITY OF COAL FOR ELECTRIC PLANTS
 ORIGIN, TONNAGE, DELIVERED PRICE AND AS RECEIVED QUALITY

**SPECIFIED
 CONFIDENTIAL**

1. Report for: Mo. 06/2008
 2. Reporting Company: Florida Power Corporation
 3. Plant Name: Transfer Facility - IMT

4. NAME, TITLE, TELEPHONE NUMBER OF CONTACT PERSON CONCERNING DATA
 SUBMITTED ON THIS FORM: Pat Parson, Business Financial Analyst, (919) 546-6512

5. Signature of Official Submitting Report:


 Joel Rutledge - Lead Business Financial Analyst

6. DATE COMPLETED: 8/11/2008

Line No.	Month Reported	Form Plant Name	Intended Generating Plant	Supplier Name	Original Line Number	Volume (tons)	Form No.	Column Title	Old Value	New Value	New F.O.B. Plant Price	Reason for Revision
(a)	(b)	(c)	(d)	(e)	(f)	(g)	(h)	(i)	(j)	(k)	(l)	(m)

NONE


DECLASSIFIED

MONTHLY REPORT OF COST AND QUALITY OF COAL FOR ELECTRIC PLANTS
ORIGIN, TONNAGE, DELIVERED PRICE AND AS RECEIVED QUALITY

**SPECIFIED
CONFIDENTIAL**

1. Report for: Mo. 06/2008
2. Reporting Company: Florida Power Corporation
3. Plant Name: Transfer Facility - UBT

4. NAME, TITLE, TELEPHONE NUMBER OF CONTACT PERSON CONCERNING DATA
SUBMITTED ON THIS FORM: Pat Parson, Business Financial Analyst, (919) 546-6512

5. Signature of Official Submitting Report : 
Joel Rutledge - Lead Business Financial Analyst

6. DATE COMPLETED: 8/11/2008

Line No.	Supplier Name	Mine Location	Purchase Type	Transportation Mode	Tons	Effective Purchase Price (\$/Ton)	Total Transportation Cost (\$/Ton)	F.O.B. Plant Price (\$/Ton)	As Received Coal Quality			
									Percent Sulfur (%)	Btu Content (Btu/lb)	Percent Ash (%)	Percent Moisture (%)
(a)	(b)	(c)	(d)	(e)	(f)	(g)	(h)	(i)	(j)	(k)	(l)	(m)
1	Apex Coal Sales	8, WV, 45	MTC	B	13,702	\$31.10	\$12.86	\$43.96	0.49	9,105	32.13	4.99
2	Apex Coal Sales	8, WV, 45	S	B	11,881	\$39.98	\$12.86	\$52.84	0.47	8,490	35.30	5.64
3	Constellation Energy Commodities Group Inc.	NYMEX Purchase	S	B	37,277	\$125.00	\$0.00	\$125.00	0.87	12,328	11.37	6.41
4	Emerald International (Coal)	17, CO, 29	S	B	19,794	\$120.00	\$0.00	\$120.00	0.48	12,197	8.52	7.76
5	Glencore Ltd.	999, IM, 45	MTC	OB	70,411	\$62.20	\$0.07	\$62.27	0.69	12,445	5.76	8.79
6	Thoroughbred Coal Co.	Terminal Purchase	S	B	3,284	\$124.81	\$12.85	\$137.66	0.99	11,982	12.99	5.81
7	Traxys North America LLC	NYMEX Purchase	S	B	1,564	\$107.34	\$12.85	\$120.19	0.87	11,832	12.64	6.39

DECLASSIFIED

MONTHLY REPORT OF COST AND QUALITY OF COAL FOR ELECTRIC PLANTS
ORIGIN, TONNAGE, DELIVERED PRICE AND AS RECEIVED QUALITY

**SPECIFIED
CONFIDENTIAL**

1. Report for: Mo. 06/2008
2. Reporting Company: Florida Power Corporation
3. Plant Name: Transfer Facility - UBT

4. NAME, TITLE, TELEPHONE NUMBER OF CONTACT PERSON CONCERNING DATA
SUBMITTED ON THIS FORM: Pat Parson, Business Financial Analyst, (919) 546-6512

5. Signature of Official Submitting Report : Joel Rutledge
Joel Rutledge - Lead Business Financial Analyst

6. DATE COMPLETED: 8/11/2008

Line No.	Supplier Name	Mine Location	Purchase Type	Tons	F.O.B. Mine Price (\$/Ton)	Short Haul & Loading Charges (\$/Ton)	Original Invoice Price (\$/Ton)	Retro-active Price Inc(Dec) (\$/Ton)	Base Price (\$/Ton)	Quality Adjust-ments (\$/Ton)	Effective Purchase Price (\$/Ton)
(a)	(b)	(c)	(d)	(e)	(f)	(g)	(h)	(i)	(j)	(k)	(l)
1	Apex Coal Sales	8, WV, 45	MTC	13,702	\$34.50	N/A	\$34.50	\$0.00	\$34.50	\$(3.40)	\$31.10
2	Apex Coal Sales	8, WV, 45	S	11,881	\$40.50	N/A	\$40.50	\$0.00	\$40.50	\$(0.52)	\$39.98
3	Constellation Energy Commodities Group Inc.	NYMEX Purchase	S	37,277	\$125.00	N/A	\$125.00	\$0.00	\$125.00	\$0.00	125.00
4	Emerald International (Coal)	17, CO, 29	S	19,794	\$120.00	N/A	\$120.00	\$0.00	\$120.00	\$0.00	\$120.00
5	Glencore Ltd.	999, IM, 45	MTC	70,411	\$62.00	N/A	\$62.00	\$0.00	\$62.00	\$0.20	\$62.20
6	Thoroughbred Coal Co.	Terminal Purchase	S	3,284	\$125.00	N/A	\$125.00	\$0.00	\$125.00	\$(0.19)	\$124.81
7	Traxys North America LLC	NYMEX Purchase	S	1,564	\$108.50	N/A	\$108.50	\$0.00	\$108.50	\$(1.16)	\$107.34

DECLASSIFIED

MONTHLY REPORT OF COST AND QUALITY OF COAL FOR ELECTRIC PLANTS
ORIGIN, TONNAGE, DELIVERED PRICE AND AS RECEIVED QUALITY

**SPECIFIED
CONFIDENTIAL**

1. Report for: Mo. 06/2008
 2. Reporting Company: Florida Power Corporation
 3. Plant Name: Transfer Facility - UBT

4. NAME, TITLE, TELEPHONE NUMBER OF CONTACT PERSON CONCERNING DATA
 SUBMITTED ON THIS FORM: Pat Parson, Business Financial Analyst, (919) 546-6512

5. Signature of Official Submitting Report :

Joel Rutledge
 Joel Rutledge - Lead Business Financial Analyst

6. DATE COMPLETED: 8/11/2008

Line No.	Supplier Name	Mine Location	Shipping Point	Transportation Mode	Tons	Effective Purchase Price (\$/Ton)	Additional Shorthaul & Loading Charges (\$/Ton)	Rail Rate (\$/Ton)	Other Rail Charges (\$/Ton)	River Barge Rate (\$/Ton)	Trans-loading Rate (\$/Ton)	Ocean Barge Rate (\$/Ton)	Other Water Charges (\$/Ton)	Other Related Charges (\$/Ton)	Transportation Charges (\$/Ton)	F.O.B. Plant Price (\$/Ton)
(a)	(b)	(c)	(d)	(e)	(f)	(g)	(h)	(i)	(j)	(k)	(l)	(m)	(n)	(o)	(p)	(q)
1	Apex Coal Sales	8, WV, 45	Amherstdale, WV	B	13,702	\$31.10	N/A	N/A	N/A	\$12.85	\$0.00	N/A	\$0.01	N/A	\$12.86	\$43.96
2	Apex Coal Sales	8, WV, 45	Amherstdale, WV	B	11,881	\$39.98	N/A	N/A	N/A	\$12.85	\$0.00	N/A	\$0.01	N/A	\$12.86	\$52.84
3	Constellation Energy Commodities Group	NYMEX Purchas Nymex Pool		B	37,277	\$125.00	N/A	N/A	N/A	N/A	\$0.00	N/A	\$0.00	N/A	\$0.00	\$125.00
4	Emerald International (Coal)	17, CO, 29	West Elk, CO	B	19,794	\$120.00	N/A	N/A	N/A	N/A	\$0.00	N/A	\$0.00	N/A	\$0.00	\$120.00
5	Glencore Ltd.	999, IM, 45	La Jagua, S.A.	OB	70,411	\$62.20	N/A	N/A	N/A	N/A	\$0.00	N/A	\$0.07	N/A	\$0.07	\$62.27
6	Thoroughbred Coal Co.	Terminal Purchas Riverway Dock,		B	3,284	\$124.81	N/A	N/A	N/A	\$12.85	\$0.00	N/A	\$0.00	N/A	\$12.85	\$137.66
7	Traxys North America LLC	NYMEX Purchas Nymex Pool		B	1,564	\$107.34	N/A	N/A	N/A	\$12.85	\$0.00	N/A	\$0.00	N/A	\$12.85	\$120.19

DECLASSIFIED


MONTHLY REPORT OF COST AND QUALITY OF COAL FOR ELECTRIC PLANTS
 ORIGIN, TONNAGE, DELIVERED PRICE AND AS RECEIVED QUALITY

**SPECIFIED
 CONFIDENTIAL**

1. Report for: Mo. 06/2008
 2. Reporting Company: Florida Power Corporation
 3. Plant Name: Transfer Facility - UBT

4. NAME, TITLE, TELEPHONE NUMBER OF CONTACT PERSON CONCERNING DATA
 SUBMITTED ON THIS FORM: Pat Parson, Business Financial Analyst, (919) 546-6512

5. Signature of Official Submitting Report:


 Joel Rutledge - Lead Business Financial Analyst

6. DATE COMPLETED: 8/11/2008

Line No.	Month Reported	Form Plant Name	Intended Generating Plant	Supplier Name	Original Line Number	Volume (tons)	Form No.	Column Title	Old Value	New Value	New F.O.B. Plant Price	Reason for Revision
(a)	(b)	(c)	(d)	(e)	(f)	(g)	(h)	(i)	(j)	(k)	(l)	(m)
NONE												

DECLASSIFIED