

WATER SERVICE CORPORATION

Distribution of Expenses

1st Quarter Ended March 31, 2007

DOCUMENT NUMBER-DATE

07848 AUG 28 8

FPSC-COMMISSION CLERK

WATER SERVICE CORPORATION

SE.50

Distribution of Direct Salaries

WATER SERVICE CORPORATION
 SE 50 - Summary
 Distribution of Direct
 Salaries and Benefits
 Period Ended 03/31/07

	Total	Water Service Corp.	05-0010 Apple Canvon	06-0014 Camelot	07-0018 Charmar	08-0022 Cherry Hill	09-0026 Clarendon Hills	11-0034 County Line	12-0038 Del Mar	13-0042 Ferson Creek	14-0046 Galena Territory	15-0050 Killarney	16-0054 Lake Holiday
Operators Salary													
Illinois	231,994		19,316	6,846	1,321	4,783	5,188	1,982	1,014	15,860	27,621	6,988	24,177
Florida	952,750												
North Carolina	923,498												
South Carolina	482,599												
Louisiana	151,780												
Maryland	104,066												
Virginia	105,094												
Georgia	90,982												
Pennsylvania	86,222												
Mississippi	22,349												
New Jersey	0												
Nevada	294,204												
Indiana	89,335												
Ohio	0												
Arizona	54,857												
Kentucky	99,241												
Bio-Tech	529,741												
Total Operator Salary	4,218,712	0	19,316	6,846	1,321	4,783	5,188	1,982	1,014	15,860	27,621	6,988	24,177
Office Salary													
Florida Office	117,241		0	0	0	0	0	0	0	0	0	0	0
North Carolina Office	158,761		0	0	0	0	0	0	0	0	0	0	0
South Carolina Office	88,065		0	0	0	0	0	0	0	0	0	0	0
Georgia Office	13,881		0	0	0	0	0	0	0	0	0	0	0
Nevada Office	78,142		0	0	0	0	0	0	0	0	0	0	0
Mississippi Office	6,423		0	0	0	0	0	0	0	0	0	0	0
Maryland Office	27,862		0	0	0	0	0	0	0	0	0	0	0
Louisiana Office	31,985		0	0	0	0	0	0	0	0	0	0	0
Arizona Office	23,464		0	0	0	0	0	0	0	0	0	0	0
Kentucky Office	22,990		0	0	0	0	0	0	0	0	0	0	0
Illinois Office	29,642		1,913	459	76	368	518	168	53	810	3,688	502	2,739
Northbrook Office	1,233,328	1,233,328											
Total Office Salary	1,831,784	1,233,328	1,913	459	76	368	518	168	53	810	3,688	502	2,739
Payroll Taxes	588,282	144,205	2,848	605	73	478	671	226	68	1,049	3,300	670	3,542
Pension	122,684	31,505	478	97	10	84	119	39	11	184	607	119	622
401K	162,803	42,101	633	131	15	110	156	54	15	242	804	159	824
Health Insurance	716,757	86,518	2,522	556	78	463	651	258	82	1,019	2,894	775	3,448
Other Benefits	49,918	6,343	177	41	5	34	48	20	5	70	201	57	240
Total Benefits and Taxes	1,640,444	310,672	6,658	1,430	181	1,169	1,645	597	181	2,564	7,806	1,780	8,676

WATER SERVICE CORPORATION
 SE 50 - Summary
 Distribution of Direct
 Salaries and Benefits
 Period Ended 03/31/07

	17-0058 Lake Wildwood	18-0066 Northern Hills	20-0070 Lake Marian	21-0078 Wildwood	22-0082 Valentine	23-0086 Walk Up Woods	24-0090 Whispering Hills	25-0025 Holiday Hills	26-0096 Medina	27-0027 Westlake	28-0098 Cedar Bluff	29-0048 Harbor Ridge	30-0049 Great Northern	35-0110 Spring Creek
Operators Salary														
Illinois	8,671	4,538	5,421	2,262	836	4,294	37,232	4,353	7,640	7,925	1,714	6,516	8,756	
Florida														
North Carolina														
South Carolina														
Louisiana														
Maryland														
Virginia														
Georgia														
Pennsylvania														
Mississippi														
New Jersey														
Nevada														68,879
Indiana														
Ohio														
Arizona														
Kentucky														
Bio-Tech														
Total Operator Salary	8,671	4,538	5,421	2,262	836	4,294	37,232	4,353	7,640	7,925	1,714	6,516	8,756	68,879
Office Salary														
Florida Office	0	0	0	0	0	0	0	0	0	0	0	0	0	0
North Carolina Office	0	0	0	0	0	0	0	0	0	0	0	0	0	0
South Carolina Office	0	0	0	0	0	0	0	0	0	0	0	0	0	0
Georgia Office	0	0	0	0	0	0	0	0	0	0	0	0	0	0
Nevada Office	0	0	0	0	0	0	0	0	0	0	0	0	0	18,443
Mississippi Office	0	0	0	0	0	0	0	0	0	0	0	0	0	0
Maryland Office	0	0	0	0	0	0	0	0	0	0	0	0	0	0
Louisiana Office	0	0	0	0	0	0	0	0	0	0	0	0	0	0
Arizona Office	0	0	0	0	0	0	0	0	0	0	0	0	0	0
Kentucky Office	0	0	0	0	0	0	0	0	0	0	0	0	0	0
Illinois Office	1,010	378	417	278	100	314	3,339	347	675	905	188	686	516	0
Northbrook Office														
Total Office Salary	1,010	378	417	278	100	314	3,339	347	675	905	188	686	516	18,443
Payroll Taxes	1,172	444	556	328	130	340	5,603	461	783	1,067	218	742	608	8,024
Pension	215	80	99	59	22	62	789	83	144	195	41	133	112	1,729
401K	284	107	131	79	33	81	1,043	108	189	258	53	176	147	2,285
Health Insurance	1,012	387	640	285	154	401	5,146	535	675	932	189	876	531	14,246
Other Benefits	68	29	45	19	12	27	359	33	47	64	13	60	39	987
Total Benefits and Taxes	2,751	1,047	1,471	770	351	911	12,940	1,220	1,838	2,516	514	1,987	1,437	27,271

WATER SERVICE CORPORATION
 SE 50 - Summary
 Distribution of Direct
 Salaries and Benefits
 Period Ended 03/31/07

	34-0120 UI of Nevada	36-0750 Louisiana Wtr. Serv.	38-0770 UI of LA	Mgmt to SE Region	41-0212 Colchester	42-0205 Greenridge Utilities	43-0210 Provinces	44-0215 Maryland Wtr Serv	47-0225 Massanutten	50-0245 Holiday Service	51-0251 Westgate	52-0250 UI of Penn	53-0255 Penn Estates	55-0264 Skidaway
Operators Salary														
Illinois										1,489				
Florida														
North Carolina				0	361	1,985	3,218	2,331	7,768		1,594	4,611	5,448	
South Carolina														18,529
Louisiana		76,424	75,356											
Maryland				0	34,855	13,374	29,434	18,696	2,796		1,660	574	1,961	
Virginia				0	9,555	1,398	2,268	1,643	80,616		1,123	3,249	3,839	
Georgia														54,764
Pennsylvania											6,261	26,139	46,487	
Mississippi														
New Jersey														
Nevada	38,730			0										
Indiana										2,725				
Ohio										0				
Arizona														
Kentucky														
Bio-Tech														
Total Operator Salary	38,730	76,424	75,356	0	44,771	16,757	34,920	22,670	91,180	4,214	10,638	34,573	57,735	73,293
Office Salary														
Florida Office	0	0	0	0	0	0	0	0	0	0	0	0	0	0
North Carolina Office	0	0	0	0	0	0	0	0	0	0	0	0	0	0
South Carolina Office	0	0	0	0	0	0	0	0	0	0	0	0	0	0
Georgia Office	0	0	0	0	0	0	0	0	0	0	0	0	0	10,966
Nevada Office	14,530	0	0	0	0	0	0	0	0	0	0	0	0	0
Mississippi Office	0	0	0	0	0	0	0	0	0	0	0	0	0	0
Maryland Office	0	0	0	0	343	1,886	3,060	2,217	7,385	0	1,515	4,384	5,180	0
Louisiana Office	0	16,105	15,880	0	0	0	0	0	0	0	0	0	0	0
Arizona Office	0	0	0	0	0	0	0	0	0	0	0	0	0	0
Kentucky Office	0	0	0	0	0	0	0	0	0	0	0	0	0	0
Illinois Office	0	0	0	0	0	0	0	0	0	818	0	0	0	0
Northbrook Office	0	0	0	0	0	0	0	0	0	0	0	0	0	0
Total Office Salary	14,530	16,105	15,880	0	343	1,886	3,060	2,217	7,385	818	1,515	4,384	5,180	10,966
Payroll Taxes														
Pension	1,045	1,791	1,762	549	920	380	615	506	1,797	105	226	814	1,055	1,386
401K	1,383	2,364	2,338	727	1,219	502	812	670	2,381	138	297	1,076	1,397	1,835
Health Insurance	7,310	13,221	13,039	1,748	5,438	2,032	3,296	3,284	11,391	480	1,198	4,375	6,024	8,876
Other Benefits	505	919	901	120	376	141	227	228	788	34	86	303	416	615
Total Benefits and Taxes	15,109	25,571	25,221	5,489	11,732	4,615	8,069	6,802	24,247	1,267	2,980	10,933	15,720	19,850

WATER SERVICE CORPORATION
 SE 50 - Summary
 Distribution of Direct
 Salaries and Benefits
 Period Ended 03/31/07

	56-0830 Elk River	57-0270 Montague	60-0280 Twin Lakes	61-0646 Tierre Verde	62-0641 Lake Placid	64-0643 East Lake	65-0290 Charleston Utilities	66-0644 Pebble Creek	67-0647 Alafaya Utilities	68-0648 UI of Longwood	69-0649 Wedge- field	70-0298 Carolina ater Servic	71-1100 Util Serv of SC	72-0672 Cypress Lakes
Operators Salary														
Illinois			12,076											
Florida				4,638	1,105	6,699		27,022	78,911	19,847	40,336			24,257
North Carolina	3,949	1,991												
South Carolina												238,447	137,917	
Louisiana														
Maryland		716												
Virginia		1,403												
Georgia														
Pennsylvania		7,335												
Mississippi							22,349							
New Jersey		0												
Nevada														
Indiana			69,112											
Ohio														
Arizona														
Kentucky														
Bio-Tech														
Total Operator Salary	3,949	11,445	81,208	4,638	1,105	6,699	22,349	27,022	78,911	19,847	40,336	238,447	137,917	24,257
Office Salary														
Florida Office	0	0	0	903	427	1,617	0	3,932	13,016	3,212	4,114	0	0	3,153
North Carolina Office	1,089	0	0	0	0	0	0	0	0	0	0	0	0	0
South Carolina Office	0	0	0	0	0	0	0	0	0	0	0	51,013	22,384	0
Georgia Office	0	0	0	0	0	0	0	0	0	0	0	0	0	0
Nevada Office	0	0	0	0	0	0	0	0	0	0	0	0	0	0
Mississippi Office	0	0	0	0	0	0	6,423	0	0	0	0	0	0	0
Maryland Office	0	1,892	0	0	0	0	0	0	0	0	0	0	0	0
Louisiana Office	0	0	0	0	0	0	0	0	0	0	0	0	0	0
Arizona Office	0	0	0	0	0	0	0	0	0	0	0	0	0	0
Kentucky Office	0	0	0	0	0	0	0	0	0	0	0	0	0	0
Illinois Office	0	0	6,634	0	0	0	0	0	0	0	0	0	0	0
Northbrook Office														
Total Office Salary	1,089	1,892	6,634	903	427	1,617	6,423	3,932	13,016	3,212	4,114	51,013	22,384	3,153
Payroll Taxes														
Payroll Taxes	464	1,414	8,476	504	144	811	2,558	3,008	9,086	2,244	4,343	26,255	15,024	2,671
Pension	96	272	1,754	113	32	150	523	586	1,873	473	904	5,120	3,216	560
401K	126	357	2,325	150	42	200	692	776	2,476	622	1,199	6,775	4,260	739
Health Insurance	678	1,457	10,132	510	165	950	5,252	3,616	13,208	3,279	5,974	33,121	22,930	3,726
Other Benefits	46	101	702	37	10	65	364	250	914	227	415	2,293	1,588	257
Total Benefits and Taxes	1,410	3,601	23,389	1,314	393	2,176	9,389	8,236	27,557	6,845	12,835	73,564	47,018	7,953

WATER SERVICE CORPORATION
 SE 50 - Summary
 Distribution of Direct
 Salaries and Benefits
 Period Ended 03/31/07

	73-0673 UI of Eagle Ridge	74-0464 Southland	75-0700 United Utility Co.	79-0485 Tega Cay	80-0500 CWS Inc. of NC	83-0800 CWS Systems	86-0900 Carolina Trace	87-0905 Transylvani County	88-0645 Mid- County	89-0660 Lake Utilities	90-0600 UI of FLA	91-0640 Miles Grant	92-0651 Tenn. Wtr Serv.	93-0006 Bio-Tech
Operators Salary														
Illinois														
Florida	35,344													
North Carolina					627,608	122,196	22,512	29,871		52,602	121,526	93,383	47,185	
South Carolina		5,471	34,407	42,904										4,375
Louisiana														
Maryland														
Virginia														
Georgia														
Pennsylvania														
Mississippi														
New Jersey														
Nevada														
Indiana														
Ohio														
Arizona														
Kentucky														
Bio-Tech														529,741
Total Operator Salary	35,344	5,471	34,407	42,904	627,608	122,196	22,512	29,871	52,602	121,526	93,383	47,185	4,375	529,741
Office Salary														
Florida Office	4,503	0	0	0	0	0	0	0	3,690	17,628	14,446	2,920	0	0
North Carolina Office	0	0	0	0	97,953	29,153	6,868	6,735	0	0	0	0	910	0
South Carolina Office	0	640	4,335	9,693	0	0	0	0	0	0	0	0	0	0
Georgia Office	0	0	0	0	0	0	0	0	0	0	0	0	0	0
Nevada Office	0	0	0	0	0	0	0	0	0	0	0	0	0	0
Mississippi Office	0	0	0	0	0	0	0	0	0	0	0	0	0	0
Maryland Office	0	0	0	0	0	0	0	0	0	0	0	0	0	0
Louisiana Office	0	0	0	0	0	0	0	0	0	0	0	0	0	0
Arizona Office	0	0	0	0	0	0	0	0	0	0	0	0	0	0
Kentucky Office	0	0	0	0	0	0	0	0	0	0	0	0	0	0
Illinois Office	0	0	0	0	0	0	0	0	0	0	0	0	0	0
Northbrook Office	0	0	0	0	0	0	0	0	0	0	0	0	0	0
Total Office Salary	4,503	640	4,335	9,693	97,953	29,153	6,868	6,735	3,690	17,628	14,446	2,920	910	0
Payroll Taxes														
Payroll Taxes	3,835	573	3,691	4,883	63,515	13,890	2,688	3,390	5,518	13,862	10,594	4,890	484	47,360
Pension	812	123	733	1,050	13,580	3,053	591	739	1,082	2,728	2,171	943	108	9,816
401K	1,073	163	973	1,391	17,979	4,042	784	979	1,432	3,613	2,870	1,250	142	12,991
Health Insurance	6,984	875	5,431	7,363	95,337	22,332	4,125	5,598	6,901	21,444	14,704	5,807	854	77,467
Other Benefits	350	59	376	508	6,610	1,546	286	387	477	1,486	1,019	402	57	5,369
Total Benefits and Taxes	13,094	1,793	11,204	15,155	197,021	44,863	8,474	11,093	15,410	43,133	31,358	13,292	1,644	153,003

WATER SERVICE CORPORATION
 SE 50 - Summary
 Distribution of Direct
 Salaries and Benefits
 Period Ended 03/31/07

	101-0680 Sanlardo Util Corp	107-0691 Pennbrooke	103-0690 UI Sandalhaven	104-0694 Bayside Util Serv	105-0695 South Gate UI	106-0693 Labrador	094-0002 Irry Co	108-0692 UI Hutchinson	109-0699 Sandy Creek	133-0123 Sky Ranch Wtr Serv	120-0920 North Topsail	121-0925 Carolina Pines	122-0922 Bradfield Farms	123-0923 Nero
Operators Salary														
Illinois														
Florida	254,569	31,776	29,735	10,083	35,827	20,936	1,882	3,435	11,652					
North Carolina											57,664	965	10,161	6,176
South Carolina														
Louisiana														
Maryland														
Virginia														
Georgia														
Pennsylvania														
Mississippi														
New Jersey														
Nevada										7,052				
Indiana														
Ohio														
Arizona														
Kentucky														
Bio-Tech														
Total Operator Salary	254,569	31,776	29,735	10,083	35,827	20,936	1,882	3,435	11,652	7,052	57,664	965	10,161	6,176
Office Salary														
Florida Office	29,278	3,703	1,752	434	5,127	2,075	286	523	502	0	0	0	0	0
North Carolina Office	0	0	0	0	0	0	0	0	0	0	9,166	1,043	5,233	611
South Carolina Office	0	0	0	0	0	0	0	0	0	0	0	0	0	0
Georgia Office	0	0	0	0	0	0	0	0	0	0	0	0	0	0
Nevada Office	0	0	0	0	0	0	0	0	0	2,645	0	0	0	0
Mississippi Office	0	0	0	0	0	0	0	0	0	0	0	0	0	0
Maryland Office	0	0	0	0	0	0	0	0	0	0	0	0	0	0
Louisiana Office	0	0	0	0	0	0	0	0	0	0	0	0	0	0
Arizona Office	0	0	0	0	0	0	0	0	0	0	0	0	0	0
Kentucky Office	0	0	0	0	0	0	0	0	0	0	0	0	0	0
Illinois Office	0	0	0	0	0	0	0	0	0	0	0	0	0	0
Northbrook Office	0	0	0	0	0	0	0	0	0	0	0	0	0	0
Total Office Salary	29,278	3,703	1,752	434	5,127	2,075	286	523	502	2,645	9,166	1,043	5,233	611
Payroll Taxes	27,927	3,446	2,956	1,031	4,043	2,267	209	388	1,188	890	6,174	178	1,404	628
Pension	4,963	701	642	215	835	469	44	80	246	188	1,352	40	308	137
401k	6,572	928	850	285	1,105	621	60	107	328	250	1,791	53	406	183
Health Insurance	16,499	4,367	3,395	1,370	5,912	3,214	293	536	1,581	1,328	9,362	242	2,228	990
Other Benefits	2,527	304	234	93	411	224	20	36	109	92	650	35	152	68
Total Benefits and Taxes	78,488	9,746	8,077	2,994	12,306	6,795	626	1,147	3,452	2,748	19,329	528	4,498	2,006

WATER SERVICE CORPORATION
 SE 50 - Summary
 Distribution of Direct
 Salaries and Benefits
 Period Ended 03/31/07

	135-0935	140-0140	150-0150	151-0151	160-0160	165-1260
	Bermuda	UI of Cent NV	Wtr Serv Co IN	IN Wtr Serv	Wtr Serv Corp KY	Wtr Serv Co of GA
Operators Salary						
Illinois			780	2,395		
Florida						
North Carolina					8,714	
South Carolina						4,924
Louisiana						
Maryland						
Virginia						
Georgia						36,218
Pennsylvania						
Mississippi						
New Jersey						
Nevada	36,991	142,552				
Indiana			4,291	13,187		
Ohio						
Arizona	54,857					
Kentucky					99,241	
Bio-Tech						
Total Operator Salary	91,848	142,552	5,071	15,582	107,955	41,142
Office Salary						
Florida Office	0	0	0	0	0	0
North Carolina Office	0	0	0	0	0	0
South Carolina Office	0	0	0	0	0	0
Georgia Office	0	0	0	0	0	2,915
Nevada Office	0	42,524	0	0	0	0
Mississippi Office	0	0	0	0	0	0
Maryland Office	0	0	0	0	0	0
Louisiana Office	0	0	0	0	0	0
Arizona Office	23,464	0	0	0	0	0
Kentucky Office	0	0	0	0	22,990	0
Illinois Office	0	0	429	1,315	0	0
Northbrook Office						
Total Office Salary	23,464	42,524	429	1,315	22,990	2,915
Payroll Taxes	5,212	16,283	562	1,720	13,253	3,993
Pension	1,186	3,673	113	348	2,514	840
401K	1,572	4,863	149	463	3,329	1,111
Health Insurance	6,283	24,528	651	2,008	18,899	5,866
Other Benefits	437	1,700	48	138	1,311	406
Total Benefits and Taxes	14,690	51,047	1,523	4,677	39,306	12,216

WATER SERVICE CORPORATION
 BE 50 - Office Salary
 Distribution of Direct
 Salaries and Benefits
 Period Ended 03/31/07

Customer Equivalent	Florida Office	North Carolina Offi	South Carolina Offi	Georgia Office	Nevada Office	Mississippi Office	Maryland Office	Louisiana Office	Arizona Office	Kentucky Office	Illinois Office	Total
Florida Office	65,924	48,843	23,787	9,420	17,075	1,491	13,722	14,941	8,738	4,080	20,777	1,341
North Carolina Offi	0	0	0	0	0	0	0	0	0	0	0	0
South Carolina Offi	0	0	0	0	0	0	0	0	0	0	0	0
Georgia Office	0	0	0	0	0	0	0	0	0	0	0	0
Nevada Office	0	0	0	0	0	0	0	0	0	0	0	0
Mississippi Office	0	0	0	0	0	0	0	0	0	0	0	0
Maryland Office	0	0	0	0	0	0	0	0	0	0	0	0
Louisiana Office	0	0	0	0	0	0	0	0	0	0	0	0
Arizona Office	0	0	0	0	0	0	0	0	0	0	0	0
Kentucky Office	0	0	0	0	0	0	0	0	0	0	0	0
Illinois Office	0	0	0	0	0	0	0	0	0	0	0	0
Total	65,924	48,843	23,787	9,420	17,075	1,491	13,722	14,941	8,738	4,080	20,777	1,341
Customer Equivalent	Florida Office	North Carolina Offi	South Carolina Offi	Georgia Office	Nevada Office	Mississippi Office	Maryland Office	Louisiana Office	Arizona Office	Kentucky Office	Illinois Office	Total
Florida Office	117,242	158,763	88,066	13,880	78,142	6,423	27,863	31,985	23,464	22,990	29,644	1,913
North Carolina Offi	0	0	0	0	0	0	0	0	0	0	0	0
South Carolina Offi	0	0	0	0	0	0	0	0	0	0	0	0
Georgia Office	0	0	0	0	0	0	0	0	0	0	0	0
Nevada Office	0	0	0	0	0	0	0	0	0	0	0	0
Mississippi Office	0	0	0	0	0	0	0	0	0	0	0	0
Maryland Office	0	0	0	0	0	0	0	0	0	0	0	0
Louisiana Office	0	0	0	0	0	0	0	0	0	0	0	0
Arizona Office	0	0	0	0	0	0	0	0	0	0	0	0
Kentucky Office	0	0	0	0	0	0	0	0	0	0	0	0
Illinois Office	0	0	0	0	0	0	0	0	0	0	0	0
Total	117,242	158,763	88,066	13,880	78,142	6,423	27,863	31,985	23,464	22,990	29,644	1,913
Customer Equivalent	Florida Office	North Carolina Offi	South Carolina Offi	Georgia Office	Nevada Office	Mississippi Office	Maryland Office	Louisiana Office	Arizona Office	Kentucky Office	Illinois Office	Total
Florida Office	8,870	11,457	6,273	980	5,167	452	2,042	2,396	1,659	1,624	2,162	43,282
North Carolina Offi	0	0	0	0	0	0	0	0	0	0	0	0
South Carolina Offi	0	0	0	0	0	0	0	0	0	0	0	0
Georgia Office	0	0	0	0	0	0	0	0	0	0	0	0
Nevada Office	0	0	0	0	0	0	0	0	0	0	0	0
Mississippi Office	0	0	0	0	0	0	0	0	0	0	0	0
Maryland Office	0	0	0	0	0	0	0	0	0	0	0	0
Louisiana Office	0	0	0	0	0	0	0	0	0	0	0	0
Arizona Office	0	0	0	0	0	0	0	0	0	0	0	0
Kentucky Office	0	0	0	0	0	0	0	0	0	0	0	0
Illinois Office	0	0	0	0	0	0	0	0	0	0	0	0
Total	8,870	11,457	6,273	980	5,167	452	2,042	2,396	1,659	1,624	2,162	43,282
Customer Equivalent	Florida Office	North Carolina Offi	South Carolina Offi	Georgia Office	Nevada Office	Mississippi Office	Maryland Office	Louisiana Office	Arizona Office	Kentucky Office	Illinois Office	Total
Florida Office	806	987	616	102	493	47	168	236	162	152	168	3,939
North Carolina Offi	0	0	0	0	0	0	0	0	0	0	0	0
South Carolina Offi	0	0	0	0	0	0	0	0	0	0	0	0
Georgia Office	0	0	0	0	0	0	0	0	0	0	0	0
Nevada Office	0	0	0	0	0	0	0	0	0	0	0	0
Mississippi Office	0	0	0	0	0	0	0	0	0	0	0	0
Maryland Office	0	0	0	0	0	0	0	0	0	0	0	0
Louisiana Office	0	0	0	0	0	0	0	0	0	0	0	0
Arizona Office	0	0	0	0	0	0	0	0	0	0	0	0
Kentucky Office	0	0	0	0	0	0	0	0	0	0	0	0
Illinois Office	0	0	0	0	0	0	0	0	0	0	0	0
Total	806	987	616	102	493	47	168	236	162	152	168	3,939

WATER SERVICE CORPORAT
SE 50 - Office Salary
Distribution of Direct
Salaries and Benef.

Period Ended 03/31/07	22-0082	23-0086	24-0090	25-0025	26-0096	27-0027	28-0098	29-0048	30-0049	35-0110	34-0120	36-0750	38-0770	41-0212	42-0205	43-0210
	Valentine	Walk Up Woods	Whispering Hills	Holiday Hills	Medina	Westlake	Cedar Bluff	Harbor Ridge	Great Northern	Spring Creek	UI of Nevada	Louisiana Wtr Ser	UI of Louisiana	Colchester	Greenridge Utilities	Provinces

Customer Equivalent

Florida Office																	
North Carolina Offi																	
South Carolina Offi																	
Georgia Office																	
Nevada Office										4,030	3,175						
Mississippi Office																	
Maryland Office																	
Louisiana Office												7,523	7,418		169	929	1,507
Arizona Office																	
Kentucky Office																	
Illinois Office	70	220	2,340	243	473	634	132	481	362								

Salaries

Florida Office	0	0	0	0	0	0	0	0	0	0	0	0	0	0	0	0	0
North Carolina Offi	0	0	0	0	0	0	0	0	0	0	0	0	0	0	0	0	0
South Carolina Offi	0	0	0	0	0	0	0	0	0	0	0	0	0	0	0	0	0
Georgia Office	0	0	0	0	0	0	0	0	0	0	0	0	0	0	0	0	0
Nevada Office	0	0	0	0	0	0	0	0	0	18,443	14,530	0	0	0	0	0	0
Mississippi Office	0	0	0	0	0	0	0	0	0	0	0	0	0	0	0	0	0
Maryland Office	0	0	0	0	0	0	0	0	0	0	0	0	0	343	1,886	3,060	0
Louisiana Office	0	0	0	0	0	0	0	0	0	0	0	16,105	15,880	0	0	0	0
Arizona Office	0	0	0	0	0	0	0	0	0	0	0	0	0	0	0	0	0
Kentucky Office	0	0	0	0	0	0	0	0	0	0	0	0	0	0	0	0	0
Illinois Office	100	314	3,339	347	675	905	188	686	516	0	0	0	0	0	0	0	0
Total	100	314	3,339	347	675	905	188	686	516	18,443	14,530	16,105	15,880	343	1,886	3,060	0

FICA

Florida Office	0	0	0	0	0	0	0	0	0	0	0	0	0	0	0	0	0
North Carolina Offi	0	0	0	0	0	0	0	0	0	0	0	0	0	0	0	0	0
South Carolina Offi	0	0	0	0	0	0	0	0	0	0	0	0	0	0	0	0	0
Georgia Office	0	0	0	0	0	0	0	0	0	0	0	0	0	0	0	0	0
Nevada Office	0	0	0	0	0	0	0	0	0	1,267	998	0	0	0	0	0	0
Mississippi Office	0	0	0	0	0	0	0	0	0	0	0	0	0	0	0	0	0
Maryland Office	0	0	0	0	0	0	0	0	0	0	0	0	0	25	138	224	0
Louisiana Office	0	0	0	0	0	0	0	0	0	0	0	1,206	1,190	0	0	0	0
Arizona Office	0	0	0	0	0	0	0	0	0	0	0	0	0	0	0	0	0
Kentucky Office	0	0	0	0	0	0	0	0	0	0	0	0	0	0	0	0	0
Illinois Office	7	23	243	25	49	66	14	50	38	0	0	0	0	0	0	0	0
Total	7	23	243	25	49	66	14	50	38	1,267	998	1,206	1,190	25	138	224	0

FUTA

Florida Office	0	0	0	0	0	0	0	0	0	0	0	0	0	0	0	0	0
North Carolina Offi	0	0	0	0	0	0	0	0	0	0	0	0	0	0	0	0	0
South Carolina Offi	0	0	0	0	0	0	0	0	0	0	0	0	0	0	0	0	0
Georgia Office	0	0	0	0	0	0	0	0	0	0	0	0	0	0	0	0	0
Nevada Office	0	0	0	0	0	0	0	0	0	116	92	0	0	0	0	0	0
Mississippi Office	0	0	0	0	0	0	0	0	0	0	0	0	0	0	0	0	0
Maryland Office	0	0	0	0	0	0	0	0	0	0	0	0	0	2	11	18	0
Louisiana Office	0	0	0	0	0	0	0	0	0	0	0	119	117	0	0	0	0
Arizona Office	0	0	0	0	0	0	0	0	0	0	0	0	0	0	0	0	0
Kentucky Office	0	0	0	0	0	0	0	0	0	0	0	0	0	0	0	0	0
Illinois Office	1	2	19	2	4	5	1	4	3	0	0	0	0	0	0	0	0
Total	1	2	19	2	4	5	1	4	3	116	92	119	117	2	11	18	0

WATER SERVICE CORPORAT
SE 50 - Office Salary
Distribution of Direct
Salaries and Benef.

Period Ended 03/31/07	44-0215 Maryland Wtr Serv	47-0225 Mass- anutton	50-0245 Holiday Service	51-0251 Westgate	52-0250 UI of Penn	53-0255 Penn Estates	55-0264 Skidaway	56-0830 Elk River	57-0270 Montague	60-0280 Twin Lakes	61-0646 Tierre Verde	62-0641 Lake Placid	64-0643 East Lake	65-0290 Charleston Utilities	66-0644 Pebble Creek	67-0647 Alafaya Utilities
-----------------------	---------------------------------	-----------------------------	-------------------------------	---------------------	--------------------------	----------------------------	---------------------	-------------------------	---------------------	--------------------------	----------------------------	---------------------------	-------------------------	------------------------------------	----------------------------	---------------------------------

Customer Equivalent

Florida Office											508	240	909		2,211	7,319
North Carolina Offi								335								
South Carolina Offi																
Georgia Office							7,442									
Nevada Office																
Mississippi Office														1,491		
Maryland Office	1,092	3,637		746	2,159	2,551			932							
Louisiana Office																
Arizona Office																
Kentucky Office																
Illinois Office			573							4,650						

Salaries

Florida Office	0	0	0	0	0	0	0	0	0	0	903	427	1,617	0	3,932	13,016
North Carolina Offi	0	0	0	0	0	0	0	1,089	0	0	0	0	0	0	0	0
South Carolina Offi	0	0	0	0	0	0	0	0	0	0	0	0	0	0	0	0
Georgia Office	0	0	0	0	0	0	10,966	0	0	0	0	0	0	0	0	0
Nevada Office	0	0	0	0	0	0	0	0	0	0	0	0	0	0	0	0
Mississippi Office	0	0	0	0	0	0	0	0	0	0	0	0	0	6,423	0	0
Maryland Office	2,217	7,385	0	1,515	4,384	5,180	0	0	1,892	0	0	0	0	0	0	0
Louisiana Office	0	0	0	0	0	0	0	0	0	0	0	0	0	0	0	0
Arizona Office	0	0	0	0	0	0	0	0	0	0	0	0	0	0	0	0
Kentucky Office	0	0	0	0	0	0	0	0	0	0	0	0	0	0	0	0
Illinois Office	0	0	818	0	0	0	0	0	0	6,634	0	0	0	0	0	0
Total	2,217	7,385	818	1,515	4,384	5,180	10,966	1,089	1,892	6,634	903	427	1,617	6,423	3,932	13,016

EXCA

Florida Office	0	0	0	0	0	0	0	0	0	0	68	32	122	0	297	985
North Carolina Offi	0	0	0	0	0	0	0	79	0	0	0	0	0	0	0	0
South Carolina Offi	0	0	0	0	0	0	0	0	0	0	0	0	0	0	0	0
Georgia Office	0	0	0	0	0	0	774	0	0	0	0	0	0	0	0	0
Nevada Office	0	0	0	0	0	0	0	0	0	0	0	0	0	0	0	0
Mississippi Office	0	0	0	0	0	0	0	0	0	0	0	0	0	452	0	0
Maryland Office	163	541	0	111	321	380	0	0	139	0	0	0	0	0	0	0
Louisiana Office	0	0	0	0	0	0	0	0	0	0	0	0	0	0	0	0
Arizona Office	0	0	0	0	0	0	0	0	0	0	0	0	0	0	0	0
Kentucky Office	0	0	0	0	0	0	0	0	0	0	0	0	0	0	0	0
Illinois Office	0	0	60	0	0	0	0	0	0	484	0	0	0	0	0	0
Total	163	541	60	111	321	380	774	79	139	484	68	32	122	452	297	985

EXTA

Florida Office	0	0	0	0	0	0	0	0	0	0	6	3	11	0	27	89
North Carolina Offi	0	0	0	0	0	0	0	7	0	0	0	0	0	0	0	0
South Carolina Offi	0	0	0	0	0	0	0	0	0	0	0	0	0	0	0	0
Georgia Office	0	0	0	0	0	0	81	0	0	0	0	0	0	0	0	0
Nevada Office	0	0	0	0	0	0	0	0	0	0	0	0	0	0	0	0
Mississippi Office	0	0	0	0	0	0	0	0	0	0	0	0	0	47	0	0
Maryland Office	13	45	0	9	26	31	0	0	11	0	0	0	0	0	0	0
Louisiana Office	0	0	0	0	0	0	0	0	0	0	0	0	0	0	0	0
Arizona Office	0	0	0	0	0	0	0	0	0	0	0	0	0	0	0	0
Kentucky Office	0	0	0	0	0	0	0	0	0	0	0	0	0	0	0	0
Illinois Office	0	0	5	0	0	0	0	0	0	38	0	0	0	0	0	0
Total	13	45	5	9	26	31	81	7	11	38	6	3	11	47	27	89

WATER SERVICE CORPORAT
SE 50 - Office Salary
Distribution of Direct
Salaries and Benef.

Period Ended 03/31/07	68-0648 UI of Longwood	69-0649 Wedge- field	70-0298 Carolina Wtr Ser	71-1300 UI SC	72-0672 Cypress Lakes	73-0673 UI of Jagle Ridge	74-0464 Southland	75-0700 United Utility Co	79-0485 Tega Cay	80-0500 CWS Inc. of NC	81-0800 CWS Systems	86-0900 Carolina Trace	87-0905 Trans- ylvania	88-0645 Mid- County	89-0660 Lake Utilities	90-0600 UI of Florida	
Customer Equivalent																	
Florida Office	1,806	2,313			1,773	2,532									2,075	9,912	8,123
North Carolina Offi										30,135	8,969	2,113	2,072				
South Carolina Offi			13,779	6,046			173	1,171	2,618								
Georgia Office																	
Nevada Office																	
Mississippi Office																	
Maryland Office																	
Louisiana Office																	
Arizona Office																	
Kentucky Office																	
Illinois Office																	
Total	3,212	4,114	51,013	22,384	3,153	4,503	640	4,335	9,693	97,953	29,153	6,868	6,735	3,690	17,628	14,446	
FICA																	
Florida Office	243	311	0	0	239	341	0	0	0	0	0	0	0	279	1,334	1,093	
North Carolina Offi	0	0	0	0	0	0	0	0	0	7,069	2,104	496	486	0	0	0	
South Carolina Offi	0	0	3,634	1,594	0	0	46	309	690	0	0	0	0	0	0	0	
Georgia Office	0	0	0	0	0	0	0	0	0	0	0	0	0	0	0	0	
Nevada Office	0	0	0	0	0	0	0	0	0	0	0	0	0	0	0	0	
Mississippi Office	0	0	0	0	0	0	0	0	0	0	0	0	0	0	0	0	
Maryland Office	0	0	0	0	0	0	0	0	0	0	0	0	0	0	0	0	
Louisiana Office	0	0	0	0	0	0	0	0	0	0	0	0	0	0	0	0	
Arizona Office	0	0	0	0	0	0	0	0	0	0	0	0	0	0	0	0	
Kentucky Office	0	0	0	0	0	0	0	0	0	0	0	0	0	0	0	0	
Illinois Office	0	0	0	0	0	0	0	0	0	0	0	0	0	0	0	0	
Total	243	311	3,634	1,594	239	341	46	309	690	7,069	2,104	496	486	279	1,334	1,093	
FUTA																	
Florida Office	22	28	0	0	22	31	0	0	0	0	0	0	0	25	121	99	
North Carolina Offi	0	0	0	0	0	0	0	0	0	609	181	43	42	0	0	0	
South Carolina Offi	0	0	357	156	0	0	4	30	68	0	0	0	0	0	0	0	
Georgia Office	0	0	0	0	0	0	0	0	0	0	0	0	0	0	0	0	
Nevada Office	0	0	0	0	0	0	0	0	0	0	0	0	0	0	0	0	
Mississippi Office	0	0	0	0	0	0	0	0	0	0	0	0	0	0	0	0	
Maryland Office	0	0	0	0	0	0	0	0	0	0	0	0	0	0	0	0	
Louisiana Office	0	0	0	0	0	0	0	0	0	0	0	0	0	0	0	0	
Arizona Office	0	0	0	0	0	0	0	0	0	0	0	0	0	0	0	0	
Kentucky Office	0	0	0	0	0	0	0	0	0	0	0	0	0	0	0	0	
Illinois Office	0	0	0	0	0	0	0	0	0	0	0	0	0	0	0	0	
Total	22	28	357	156	22	31	4	30	68	609	181	43	42	25	121	99	

WATER SERVICE CORPORAT
SE 50 - Office Salary
Distribution of Direct
Salaries and Benef.

Period Ended 03/31/07	91-0640 Miles Grant	92-0651 Tennessee Wtr Ser	101-0680 Sanlando Util Corp	107-0691 Pennbrooke Pennbrooke	103-0690 UI andalhave	104-0694 Bayside Util Serv	105-0695 South Gate UI	106-0693 Labrador	094-0002 Irrg Co	108-0692 UI Hutchinson	109-0699 Sandy Creek	133-0123 Sky Ranch Wtr Serv	120-0920 North Topsail	121-0925 Carolina Pines	122-0922 Bradfield Farms	123-0923 Nero	
Customer Equivalent																	
Florida Office	1,642		16,463	2,082	985	244	2,883	1,167	161	294	282						
North Carolina Offi		280											2,820	321	1,610	188	
South Carolina Offi																	
Georgia Office																	
Nevada Office												578					
Mississippi Office																	
Maryland Office																	
Louisiana Office																	
Arizona Office																	
Kentucky Office																	
Illinois Office																	
Salaries																	
Florida Office	2,920	0	29,278	3,703	1,752	434	5,127	2,075	286	523	502	0	0	0	0	0	0
North Carolina Offi	0	910	0	0	0	0	0	0	0	0	0	0	9,166	1,043	5,233	611	0
South Carolina Offi	0	0	0	0	0	0	0	0	0	0	0	0	0	0	0	0	0
Georgia Office	0	0	0	0	0	0	0	0	0	0	0	0	0	0	0	0	0
Nevada Office	0	0	0	0	0	0	0	0	0	0	0	2,645	0	0	0	0	0
Mississippi Office	0	0	0	0	0	0	0	0	0	0	0	0	0	0	0	0	0
Maryland Office	0	0	0	0	0	0	0	0	0	0	0	0	0	0	0	0	0
Louisiana Office	0	0	0	0	0	0	0	0	0	0	0	0	0	0	0	0	0
Arizona Office	0	0	0	0	0	0	0	0	0	0	0	0	0	0	0	0	0
Kentucky Office	0	0	0	0	0	0	0	0	0	0	0	0	0	0	0	0	0
Illinois Office	0	0	0	0	0	0	0	0	0	0	0	0	0	0	0	0	0
Total	2,920	910	29,278	3,703	1,752	434	5,127	2,075	286	523	502	2,645	9,166	1,043	5,233	611	0
EXCA																	
Florida Office	221	0	2,215	280	133	33	388	157	22	40	38	0	0	0	0	0	0
North Carolina Offi	0	66	0	0	0	0	0	0	0	0	0	0	661	75	378	44	0
South Carolina Offi	0	0	0	0	0	0	0	0	0	0	0	0	0	0	0	0	0
Georgia Office	0	0	0	0	0	0	0	0	0	0	0	0	0	0	0	0	0
Nevada Office	0	0	0	0	0	0	0	0	0	0	0	182	0	0	0	0	0
Mississippi Office	0	0	0	0	0	0	0	0	0	0	0	0	0	0	0	0	0
Maryland Office	0	0	0	0	0	0	0	0	0	0	0	0	0	0	0	0	0
Louisiana Office	0	0	0	0	0	0	0	0	0	0	0	0	0	0	0	0	0
Arizona Office	0	0	0	0	0	0	0	0	0	0	0	0	0	0	0	0	0
Kentucky Office	0	0	0	0	0	0	0	0	0	0	0	0	0	0	0	0	0
Illinois Office	0	0	0	0	0	0	0	0	0	0	0	0	0	0	0	0	0
Total	221	66	2,215	280	133	33	388	157	22	40	38	182	661	75	378	44	0
EXDA																	
Florida Office	20	0	201	25	12	3	35	14	2	4	3	0	0	0	0	0	0
North Carolina Offi	0	6	0	0	0	0	0	0	0	0	0	0	57	6	33	4	0
South Carolina Offi	0	0	0	0	0	0	0	0	0	0	0	0	0	0	0	0	0
Georgia Office	0	0	0	0	0	0	0	0	0	0	0	0	0	0	0	0	0
Nevada Office	0	0	0	0	0	0	0	0	0	0	0	17	0	0	0	0	0
Mississippi Office	0	0	0	0	0	0	0	0	0	0	0	0	0	0	0	0	0
Maryland Office	0	0	0	0	0	0	0	0	0	0	0	0	0	0	0	0	0
Louisiana Office	0	0	0	0	0	0	0	0	0	0	0	0	0	0	0	0	0
Arizona Office	0	0	0	0	0	0	0	0	0	0	0	0	0	0	0	0	0
Kentucky Office	0	0	0	0	0	0	0	0	0	0	0	0	0	0	0	0	0
Illinois Office	0	0	0	0	0	0	0	0	0	0	0	0	0	0	0	0	0
Total	20	6	201	25	12	3	35	14	2	4	3	17	57	6	33	4	0

WATER SERVICE CORPORAT
SE 50 - Office Salary
Distribution of Direct
Salaries and Benef.

Period Ended 03/31/07	135-0935	140-0140	150-0150	151-0151	160-0160	165-1260	
	UI					UI	
	Bermuda	CNV	Ntr IN	In Wtr	Ky	GA	Total
Customer Equivalent							
Florida Office							
North Carolina Offi							
South Carolina Offi							
Georgia Office						1,978	
Nevada Office		9,292					
Mississippi Office							
Maryland Office							
Louisiana Office							
Arizona Office	8,738						
Kentucky Office					4,080		
Illinois Office			300	922			
Salaries							
Florida Office	0	0	0	0	0	0	117,241
North Carolina Offi	0	0	0	0	0	0	158,761
South Carolina Offi	0	0	0	0	0	0	88,065
Georgia Office	0	0	0	0	0	2,915	13,881
Nevada Office	0	42,524	0	0	0	0	78,142
Mississippi Office	0	0	0	0	0	0	6,423
Maryland Office	0	0	0	0	0	0	27,862
Louisiana Office	0	0	0	0	0	0	31,985
Arizona Office	23,464	0	0	0	0	0	23,464
Kentucky Office	0	0	0	0	22,990	0	22,990
Illinois Office	0	0	428	1,315	0	0	29,642
Total	23,464	42,524	428	1,315	22,990	2,915	598,456

FICA							
Florida Office	0	0	0	0	0	0	8,871
North Carolina Offi	0	0	0	0	0	0	11,458
South Carolina Offi	0	0	0	0	0	0	6,273
Georgia Office	0	0	0	0	0	206	980
Nevada Office	0	2,921	0	0	0	0	5,368
Mississippi Office	0	0	0	0	0	0	452
Maryland Office	0	0	0	0	0	0	2,042
Louisiana Office	0	0	0	0	0	0	2,396
Arizona Office	1,659	0	0	0	0	0	1,659
Kentucky Office	0	0	0	0	1,624	0	1,624
Illinois Office	0	0	31	96	0	0	2,164
Total	1,659	2,921	31	96	1,624	206	43,287

FUTA							
Florida Office	0	0	0	0	0	0	803
North Carolina Offi	0	0	0	0	0	0	988
South Carolina Offi	0	0	0	0	0	0	615
Georgia Office	0	0	0	0	0	22	103
Nevada Office	0	268	0	0	0	0	493
Mississippi Office	0	0	0	0	0	0	47
Maryland Office	0	0	0	0	0	0	166
Louisiana Office	0	0	0	0	0	0	236
Arizona Office	162	0	0	0	0	0	162
Kentucky Office	0	0	0	0	152	0	152
Illinois Office	0	0	2	7	0	0	170
Total	162	268	2	7	152	22	3,935

WATER SERVICE CORPORATION
 SE 50 - Office Salary
 Distribution of Direct
 Salaries and Benefits
 Period Ended 03/31/07

	05-0010	06-0014	07-0018	08-0022	09-0026	11-0034	12-0038	13-0042	14-0046	15-0050	16-0054	17-0058	18-0066	20-0070	21-0078	
	Apple	Camelot	Charmer	Cherry	Clarendon	County	Del	Ferson	Calena	Killarney	Lake	Lake	Northern	Lake		
Total	Canvon			Hill	Hills	Line	Mar	Creek	Territory	Holiday	Wildwood	Wildwood	Hills	Marian	Wildwood	
SMA																
Florida Office	2,337	0	0	0	0	0	0	0	0	0	0	0	0	0	0	0
North Carolina Offi	1,617	0	0	0	0	0	0	0	0	0	0	0	0	0	0	0
South Carolina Offi	1,270	0	0	0	0	0	0	0	0	0	0	0	0	0	0	0
Georgia Office	132	0	0	0	0	0	0	0	0	0	0	0	0	0	0	0
Nevada Office	842	0	0	0	0	0	0	0	0	0	0	0	0	0	0	0
Mississippi Office	53	0	0	0	0	0	0	0	0	0	0	0	0	0	0	0
Maryland Office	69	0	0	0	0	0	0	0	0	0	0	0	0	0	0	0
Louisiana Office	47	0	0	0	0	0	0	0	0	0	0	0	0	0	0	0
Arizona Office	134	0	0	0	0	0	0	0	0	0	0	0	0	0	0	0
Kentucky Office	542	0	0	0	0	0	0	0	0	0	0	0	0	0	0	0
Illinois Office	1,122	72	17	3	14	20	6	2	31	140	19	104	38	14	16	11
Total	8,165	72	17	3	14	20	6	2	31	140	19	104	38	14	16	11
Pansion																
Florida Office	2,364	0	0	0	0	0	0	0	0	0	0	0	0	0	0	0
North Carolina Offi	3,055	0	0	0	0	0	0	0	0	0	0	0	0	0	0	0
South Carolina Offi	1,589	0	0	0	0	0	0	0	0	0	0	0	0	0	0	0
Georgia Office	0	0	0	0	0	0	0	0	0	0	0	0	0	0	0	0
Nevada Office	1,367	0	0	0	0	0	0	0	0	0	0	0	0	0	0	0
Mississippi Office	103	0	0	0	0	0	0	0	0	0	0	0	0	0	0	0
Maryland Office	544	0	0	0	0	0	0	0	0	0	0	0	0	0	0	0
Louisiana Office	639	0	0	0	0	0	0	0	0	0	0	0	0	0	0	0
Arizona Office	442	0	0	0	0	0	0	0	0	0	0	0	0	0	0	0
Kentucky Office	433	0	0	0	0	0	0	0	0	0	0	0	0	0	0	0
Illinois Office	577	37	9	1	7	10	3	1	16	72	10	53	20	7	8	5
Total	11,113	37	9	1	7	10	3	1	16	72	10	53	20	7	8	5
ADLK																
Florida Office	3,128	0	0	0	0	0	0	0	0	0	0	0	0	0	0	0
North Carolina Offi	4,044	0	0	0	0	0	0	0	0	0	0	0	0	0	0	0
South Carolina Offi	2,105	0	0	0	0	0	0	0	0	0	0	0	0	0	0	0
Georgia Office	0	0	0	0	0	0	0	0	0	0	0	0	0	0	0	0
Nevada Office	1,811	0	0	0	0	0	0	0	0	0	0	0	0	0	0	0
Mississippi Office	136	0	0	0	0	0	0	0	0	0	0	0	0	0	0	0
Maryland Office	720	0	0	0	0	0	0	0	0	0	0	0	0	0	0	0
Louisiana Office	845	0	0	0	0	0	0	0	0	0	0	0	0	0	0	0
Arizona Office	585	0	0	0	0	0	0	0	0	0	0	0	0	0	0	0
Kentucky Office	572	0	0	0	0	0	0	0	0	0	0	0	0	0	0	0
Illinois Office	763	49	12	2	9	13	4	1	21	95	13	71	26	10	11	7
Total	14,709	49	12	2	9	13	4	1	21	95	13	71	26	10	11	7

WATER SERVICE CORPORAT
SE 50 - Office Salary
Distribution of Direct
Salaries and Benef.

Period Ended 03/31/07	22-0082	23-0086	24-0090	25-0025	26-0096	27-0027	28-0098	29-0048	30-0049	35-0110	34-0120	36-0750	38-0770	41-0212	42-0205	43-0210
	Valentine	Walk Up Woods	Whispering Hills	Holiday Hills	Medina	Westlake	Cedar Bluff	Harbor Ridge	Great Northern	Spring Creek	UI of Nevada	Louisiana Wtr Ser	UI of Louisiana	Colchester	Greenridge Utilities	Provinces
SEUA																
Florida Office	0	0	0	0	0	0	0	0	0	0	0	0	0	0	0	0
North Carolina Offi	0	0	0	0	0	0	0	0	0	0	0	0	0	0	0	0
South Carolina Offi	0	0	0	0	0	0	0	0	0	0	0	0	0	0	0	0
Georgia Office	0	0	0	0	0	0	0	0	0	0	0	0	0	0	0	0
Nevada Office	0	0	0	0	0	0	0	0	0	199	157	0	0	0	0	0
Mississippi Office	0	0	0	0	0	0	0	0	0	0	0	0	0	0	0	0
Maryland Office	0	0	0	0	0	0	0	0	0	0	0	0	0	1	5	8
Louisiana Office	0	0	0	0	0	0	0	0	0	0	0	24	23	0	0	0
Arizona Office	0	0	0	0	0	0	0	0	0	0	0	0	0	0	0	0
Kentucky Office	0	0	0	0	0	0	0	0	0	0	0	0	0	0	0	0
Illinois Office	4	12	126	13	26	34	7	26	20	0	0	0	0	0	0	0
Total	4	12	126	13	26	34	7	26	20	199	157	24	23	1	5	8

Pension																
Florida Office	0	0	0	0	0	0	0	0	0	0	0	0	0	0	0	0
North Carolina Offi	0	0	0	0	0	0	0	0	0	0	0	0	0	0	0	0
South Carolina Offi	0	0	0	0	0	0	0	0	0	0	0	0	0	0	0	0
Georgia Office	0	0	0	0	0	0	0	0	0	0	0	0	0	0	0	0
Nevada Office	0	0	0	0	0	0	0	0	0	323	254	0	0	0	0	0
Mississippi Office	0	0	0	0	0	0	0	0	0	0	0	0	0	0	0	0
Maryland Office	0	0	0	0	0	0	0	0	0	0	0	0	0	7	37	60
Louisiana Office	0	0	0	0	0	0	0	0	0	0	0	322	317	0	0	0
Arizona Office	0	0	0	0	0	0	0	0	0	0	0	0	0	0	0	0
Kentucky Office	0	0	0	0	0	0	0	0	0	0	0	0	0	0	0	0
Illinois Office	2	6	65	7	13	18	4	13	10	0	0	0	0	0	0	0
Total	2	6	65	7	13	18	4	13	10	323	254	322	317	7	37	60

401K																
Florida Office	0	0	0	0	0	0	0	0	0	0	0	0	0	0	0	0
North Carolina Offi	0	0	0	0	0	0	0	0	0	0	0	0	0	0	0	0
South Carolina Offi	0	0	0	0	0	0	0	0	0	0	0	0	0	0	0	0
Georgia Office	0	0	0	0	0	0	0	0	0	0	0	0	0	0	0	0
Nevada Office	0	0	0	0	0	0	0	0	0	427	337	0	0	0	0	0
Mississippi Office	0	0	0	0	0	0	0	0	0	0	0	0	0	0	0	0
Maryland Office	0	0	0	0	0	0	0	0	0	0	0	0	0	9	49	79
Louisiana Office	0	0	0	0	0	0	0	0	0	0	0	425	420	0	0	0
Arizona Office	0	0	0	0	0	0	0	0	0	0	0	0	0	0	0	0
Kentucky Office	0	0	0	0	0	0	0	0	0	0	0	0	0	0	0	0
Illinois Office	3	8	86	9	17	23	5	18	13	0	0	0	0	0	0	0
Total	3	8	86	9	17	23	5	18	13	427	337	425	420	9	49	79

WATER SERVICE CORPORAT
SE 50 - Office Salary
Distribution of Direct
Salaries and Benef.

Period Ended 03/31/07

	44-0215	47-0225	50-0245	51-0251	52-0250	53-0255	55-0264	56-0839	57-0270	60-0280	61-0646	62-0641	64-0643	65-0290	66-0644	67-0647
	Maryland	Mass-	Holiday	Westgate	UI	Penn	Skidaway	Elk	Montague	Twin	Tierre	Lake	East	Charleston	Pebble	Alafaya
	Wtr Serv	anuttan	Service		of Penn	Estates		River		Lakes	Verde	Placid	Lake	Utilities	Creek	Utilities

SUTA

Florida Office	0	0	0	0	0	0	0	0	0	0	18	9	32	0	78	259
North Carolina Offi	0	0	0	0	0	0	0	11	0	0	0	0	0	0	0	0
South Carolina Offi	0	0	0	0	0	0	0	0	0	0	0	0	0	0	0	0
Georgia Office	0	0	0	0	0	0	104	0	0	0	0	0	0	0	0	0
Nevada Office	0	0	0	0	0	0	0	0	0	0	0	0	0	0	0	0
Mississippi Office	0	0	0	0	0	0	0	0	0	0	0	0	0	53	0	0
Maryland Office	6	18	0	4	11	13	0	0	5	0	0	0	0	0	0	0
Louisiana Office	0	0	0	0	0	0	0	0	0	0	0	0	0	0	0	0
Arizona Office	0	0	0	0	0	0	0	0	0	0	0	0	0	0	0	0
Kentucky Office	0	0	0	0	0	0	0	0	0	0	0	0	0	0	0	0
Illinois Office	0	0	31	0	0	0	0	0	0	251	0	0	0	0	0	0
Total	6	18	31	4	11	13	104	11	5	251	18	9	32	53	78	259

Reason

Florida Office	0	0	0	0	0	0	0	0	0	0	18	9	33	0	79	262
North Carolina Offi	0	0	0	0	0	0	0	21	0	0	0	0	0	0	0	0
South Carolina Offi	0	0	0	0	0	0	0	0	0	0	0	0	0	0	0	0
Georgia Office	0	0	0	0	0	0	0	0	0	0	0	0	0	0	0	0
Nevada Office	0	0	0	0	0	0	0	0	0	0	0	0	0	0	0	0
Mississippi Office	0	0	0	0	0	0	0	0	0	0	0	0	0	103	0	0
Maryland Office	43	144	0	30	86	101	0	0	37	0	0	0	0	0	0	0
Louisiana Office	0	0	0	0	0	0	0	0	0	0	0	0	0	0	0	0
Arizona Office	0	0	0	0	0	0	0	0	0	0	0	0	0	0	0	0
Kentucky Office	0	0	0	0	0	0	0	0	0	0	0	0	0	0	0	0
Illinois Office	0	0	16	0	0	0	0	0	0	129	0	0	0	0	0	0
Total	43	144	16	30	86	101	0	21	37	129	18	9	33	103	79	262

401K

Florida Office	0	0	0	0	0	0	0	0	0	0	24	11	43	0	105	347
North Carolina Offi	0	0	0	0	0	0	0	28	0	0	0	0	0	0	0	0
South Carolina Offi	0	0	0	0	0	0	0	0	0	0	0	0	0	0	0	0
Georgia Office	0	0	0	0	0	0	0	0	0	0	0	0	0	0	0	0
Nevada Office	0	0	0	0	0	0	0	0	0	0	0	0	0	0	0	0
Mississippi Office	0	0	0	0	0	0	0	0	0	0	0	0	0	136	0	0
Maryland Office	57	191	0	39	113	134	0	0	49	0	0	0	0	0	0	0
Louisiana Office	0	0	0	0	0	0	0	0	0	0	0	0	0	0	0	0
Arizona Office	0	0	0	0	0	0	0	0	0	0	0	0	0	0	0	0
Kentucky Office	0	0	0	0	0	0	0	0	0	0	0	0	0	0	0	0
Illinois Office	0	0	21	0	0	0	0	0	0	171	0	0	0	0	0	0
Total	57	191	21	39	113	134	0	28	49	171	24	11	43	136	105	347

WATER SERVICE CORPORAT
 SF 50 - Office Salary
 Distribution of Direct
 Salaries and Benef.

Period Ended 03/31/07	68-0648 UI of Longwood	69-0649 Wedge- field	70-0298 Carolina Wtr Ser	71-1300 UI SC	72-0672 Cypress Lakes	73-0673 UI of Bayle Ridg	74-0464 Southland	75-0700 United Utility Co	79-0485 Tega Cav	80-0500 CWS Inc. of NC	83-0800 CWS Systems	86-0900 Carolina Trace	87-0905 Trans- ylvania	88-0645 Mid- County	89-0660 Lake Utilities	90-0600 UI of Florida
BMTA																
Florida Office	64	82	0	0	63	90	0	0	0	0	0	0	0	74	351	288
North Carolina Offi	0	0	0	0	0	0	0	0	0	998	297	70	69	0	0	0
South Carolina Offi	0	0	735	323	0	0	9	62	140	0	0	0	0	0	0	0
Georgia Office	0	0	0	0	0	0	0	0	0	0	0	0	0	0	0	0
Nevada Office	0	0	0	0	0	0	0	0	0	0	0	0	0	0	0	0
Mississippi Office	0	0	0	0	0	0	0	0	0	0	0	0	0	0	0	0
Maryland Office	0	0	0	0	0	0	0	0	0	0	0	0	0	0	0	0
Louisiana Office	0	0	0	0	0	0	0	0	0	0	0	0	0	0	0	0
Arizona Office	0	0	0	0	0	0	0	0	0	0	0	0	0	0	0	0
Kentucky Office	0	0	0	0	0	0	0	0	0	0	0	0	0	0	0	0
Illinois Office	0	0	0	0	0	0	0	0	0	0	0	0	0	0	0	0
Total	64	82	735	323	63	90	9	62	140	998	297	70	69	74	351	288
Pension																
Florida Office	65	83	0	0	64	91	0	0	0	0	0	0	0	74	355	291
North Carolina Offi	0	0	0	0	0	0	0	0	0	1,885	561	132	130	0	0	0
South Carolina Offi	0	0	920	404	0	0	12	78	175	0	0	0	0	0	0	0
Georgia Office	0	0	0	0	0	0	0	0	0	0	0	0	0	0	0	0
Nevada Office	0	0	0	0	0	0	0	0	0	0	0	0	0	0	0	0
Mississippi Office	0	0	0	0	0	0	0	0	0	0	0	0	0	0	0	0
Maryland Office	0	0	0	0	0	0	0	0	0	0	0	0	0	0	0	0
Louisiana Office	0	0	0	0	0	0	0	0	0	0	0	0	0	0	0	0
Arizona Office	0	0	0	0	0	0	0	0	0	0	0	0	0	0	0	0
Kentucky Office	0	0	0	0	0	0	0	0	0	0	0	0	0	0	0	0
Illinois Office	0	0	0	0	0	0	0	0	0	0	0	0	0	0	0	0
Total	65	83	920	404	64	91	12	78	175	1,885	561	132	130	74	355	291
ADJK																
Florida Office	86	110	0	0	84	120	0	0	0	0	0	0	0	98	470	385
North Carolina Offi	0	0	0	0	0	0	0	0	0	2,495	743	175	172	0	0	0
South Carolina Offi	0	0	1,219	535	0	0	15	104	232	0	0	0	0	0	0	0
Georgia Office	0	0	0	0	0	0	0	0	0	0	0	0	0	0	0	0
Nevada Office	0	0	0	0	0	0	0	0	0	0	0	0	0	0	0	0
Mississippi Office	0	0	0	0	0	0	0	0	0	0	0	0	0	0	0	0
Maryland Office	0	0	0	0	0	0	0	0	0	0	0	0	0	0	0	0
Louisiana Office	0	0	0	0	0	0	0	0	0	0	0	0	0	0	0	0
Arizona Office	0	0	0	0	0	0	0	0	0	0	0	0	0	0	0	0
Kentucky Office	0	0	0	0	0	0	0	0	0	0	0	0	0	0	0	0
Illinois Office	0	0	0	0	0	0	0	0	0	0	0	0	0	0	0	0
Total	86	110	1,219	535	84	120	15	104	232	2,495	743	175	172	98	470	385

WATER SERVICE CORPORAT
SE 50 - Office Salary
Distribution of Direct
Salaries and Benef.

Period Ended 03/31/07

91-0640	92-0651	101-0680	107-0691	103-0690	104-0694	105-0695	106-0693	094-0002	108-0692	109-0699	133-0123	120-0920	121-0925	122-0922	123-0923
Miles	Tennessee	Sanlando		UI	Bayside	South	Labrador	Irrg	UI	Sandy	Sky Ranch	North	Carolina	Bradfield	Nero
Grant	Wtr Ser	Util Corp	Pennbrooke	andalhave	Util Serv	Gate UI		Co	Hutchinson	Creek	Wtr Serv	Topsail	Pines	Farms	

SUTA

Florida Office	58	0	584	74	35	9	102	41	6	10	10	0	0	0	0
North Carolina Offi	0	9	0	0	0	0	0	0	0	0	0	93	11	53	6
South Carolina Offi	0	0	0	0	0	0	0	0	0	0	0	0	0	0	0
Georgia Office	0	0	0	0	0	0	0	0	0	0	0	0	0	0	0
Nevada Office	0	0	0	0	0	0	0	0	0	0	29	0	0	0	0
Mississippi Office	0	0	0	0	0	0	0	0	0	0	0	0	0	0	0
Maryland Office	0	0	0	0	0	0	0	0	0	0	0	0	0	0	0
Louisiana Office	0	0	0	0	0	0	0	0	0	0	0	0	0	0	0
Arizona Office	0	0	0	0	0	0	0	0	0	0	0	0	0	0	0
Kentucky Office	0	0	0	0	0	0	0	0	0	0	0	0	0	0	0
Illinois Office	0	0	0	0	0	0	0	0	0	0	0	0	0	0	0
Total	58	9	584	74	35	9	102	41	6	10	10	29	93	11	53

Retension

Florida Office	59	0	590	75	35	9	103	42	6	11	10	0	0	0	0
North Carolina Offi	0	18	0	0	0	0	0	0	0	0	0	176	20	101	12
South Carolina Offi	0	0	0	0	0	0	0	0	0	0	0	0	0	0	0
Georgia Office	0	0	0	0	0	0	0	0	0	0	0	0	0	0	0
Nevada Office	0	0	0	0	0	0	0	0	0	0	46	0	0	0	0
Mississippi Office	0	0	0	0	0	0	0	0	0	0	0	0	0	0	0
Maryland Office	0	0	0	0	0	0	0	0	0	0	0	0	0	0	0
Louisiana Office	0	0	0	0	0	0	0	0	0	0	0	0	0	0	0
Arizona Office	0	0	0	0	0	0	0	0	0	0	0	0	0	0	0
Kentucky Office	0	0	0	0	0	0	0	0	0	0	0	0	0	0	0
Illinois Office	0	0	0	0	0	0	0	0	0	0	0	0	0	0	0
Total	59	18	590	75	35	9	103	42	6	11	10	46	176	20	101

401K

Florida Office	78	0	781	99	47	12	137	55	8	14	13	0	0	0	0
North Carolina Offi	0	23	0	0	0	0	0	0	0	0	0	233	27	133	16
South Carolina Offi	0	0	0	0	0	0	0	0	0	0	0	0	0	0	0
Georgia Office	0	0	0	0	0	0	0	0	0	0	0	0	0	0	0
Nevada Office	0	0	0	0	0	0	0	0	0	0	61	0	0	0	0
Mississippi Office	0	0	0	0	0	0	0	0	0	0	0	0	0	0	0
Maryland Office	0	0	0	0	0	0	0	0	0	0	0	0	0	0	0
Louisiana Office	0	0	0	0	0	0	0	0	0	0	0	0	0	0	0
Arizona Office	0	0	0	0	0	0	0	0	0	0	0	0	0	0	0
Kentucky Office	0	0	0	0	0	0	0	0	0	0	0	0	0	0	0
Illinois Office	0	0	0	0	0	0	0	0	0	0	0	0	0	0	0
Total	78	23	781	99	47	12	137	55	8	14	13	61	233	27	133

WATER SERVICE CORPORAT
 SE 50 - Office Salary
 Distribution of Direct
 Salaries and Benef.
 Period Ended 03/31/07

	135-0935	140-0140	150-0150	151-0151	160-0160	165-1260	
		UI				UI	
	Bermuda	CNV	Wtr IN	In Wtr	Ky	GA	Total
SUTA							
Florida Office	0	0	0	0	0	0	2,337
North Carolina Offi	0	0	0	0	0	0	1,617
South Carolina Offi	0	0	0	0	0	0	1,269
Georgia Office	0	0	0	0	0	28	132
Nevada Office	0	458	0	0	0	0	843
Mississippi Office	0	0	0	0	0	0	53
Maryland Office	0	0	0	0	0	0	71
Louisiana Office	0	0	0	0	0	0	47
Arizona Office	134	0	0	0	0	0	134
Kentucky Office	0	0	0	0	542	0	542
Illinois Office	0	0	16	50	0	0	1,123
Total	134	458	16	50	542	28	8,168

Pension							
Florida Office	0	0	0	0	0	0	2,364
North Carolina Offi	0	0	0	0	0	0	3,056
South Carolina Offi	0	0	0	0	0	0	1,589
Georgia Office	0	0	0	0	0	0	0
Nevada Office	0	744	0	0	0	0	1,367
Mississippi Office	0	0	0	0	0	0	103
Maryland Office	0	0	0	0	0	0	545
Louisiana Office	0	0	0	0	0	0	639
Arizona Office	442	0	0	0	0	0	442
Kentucky Office	0	0	0	0	433	0	433
Illinois Office	0	0	8	26	0	0	576
Total	442	744	8	26	433	0	11,114

401K							
Florida Office	0	0	0	0	0	0	3,127
North Carolina Offi	0	0	0	0	0	0	4,045
South Carolina Offi	0	0	0	0	0	0	2,105
Georgia Office	0	0	0	0	0	0	0
Nevada Office	0	986	0	0	0	0	1,811
Mississippi Office	0	0	0	0	0	0	136
Maryland Office	0	0	0	0	0	0	720
Louisiana Office	0	0	0	0	0	0	845
Arizona Office	585	0	0	0	0	0	585
Kentucky Office	0	0	0	0	572	0	572
Illinois Office	0	0	11	34	0	0	763
Total	585	986	11	34	572	0	14,709

WATER SERVICE CORPORATION
 SE 50 - Office Salary
 Distribution of Direct
 Salaries and Benefits
 Period Ended 03/31/07

	05-0010 Apple Canyon	06-0014 Cameiot	07-0018 Charmer	08-0022 Cherry Hill	09-0026 Clarendon Hills	11-0034 County Line	12-0038 Del Mar	13-0042 Ferson Creek	14-0046 Galena Territory	15-0050 Killarney	16-0054 Lake Holiday	17-0058 Lake Wildwood	18-0066 Northern Hills	20-0070 Lake Marian	21-0078 Wildwood	
Health Insurance																
Florida Office	22,321	0	0	0	0	0	0	0	0	0	0	0	0	0	0	
North Carolina Offi	26,260	0	0	0	0	0	0	0	0	0	0	0	0	0	0	
South Carolina Offi	17,069	0	0	0	0	0	0	0	0	0	0	0	0	0	0	
Georgia Office	0	0	0	0	0	0	0	0	0	0	0	0	0	0	0	
Nevada Office	13,130	0	0	0	0	0	0	0	0	0	0	0	0	0	0	
Mississippi Office	1,313	0	0	0	0	0	0	0	0	0	0	0	0	0	0	
Maryland Office	3,939	0	0	0	0	0	0	0	0	0	0	0	0	0	0	
Louisiana Office	7,878	0	0	0	0	0	0	0	0	0	0	0	0	0	0	
Arizona Office	3,939	0	0	0	0	0	0	0	0	0	0	0	0	0	0	
Kentucky Office	3,939	0	0	0	0	0	0	0	0	0	0	0	0	0	0	
Illinois Office	3,939	254	61	10	49	59	22	7	108	490	67	364	134	50	55	37
Total	103,727	254	61	10	49	59	22	7	108	490	67	364	134	50	55	37
Other Benefits																
Florida Office	1,547	0	0	0	0	0	0	0	0	0	0	0	0	0	0	0
North Carolina Offi	1,820	0	0	0	0	0	0	0	0	0	0	0	0	0	0	0
South Carolina Offi	1,183	0	0	0	0	0	0	0	0	0	0	0	0	0	0	0
Georgia Office	0	0	0	0	0	0	0	0	0	0	0	0	0	0	0	0
Nevada Office	910	0	0	0	0	0	0	0	0	0	0	0	0	0	0	0
Mississippi Office	91	0	0	0	0	0	0	0	0	0	0	0	0	0	0	0
Maryland Office	273	0	0	0	0	0	0	0	0	0	0	0	0	0	0	0
Louisiana Office	546	0	0	0	0	0	0	0	0	0	0	0	0	0	0	0
Arizona Office	273	0	0	0	0	0	0	0	0	0	0	0	0	0	0	0
Kentucky Office	273	0	0	0	0	0	0	0	0	0	0	0	0	0	0	0
Illinois Office	273	18	4	1	3	5	2	0	7	34	5	25	9	3	4	3
Total	7,189	18	4	1	3	5	2	0	7	34	5	25	9	3	4	3
Total																
Florida Office	158,615	0	0	0	0	0	0	0	0	0	0	0	0	0	0	0
North Carolina Offi	208,004	0	0	0	0	0	0	0	0	0	0	0	0	0	0	0
South Carolina Offi	118,170	0	0	0	0	0	0	0	0	0	0	0	0	0	0	0
Georgia Office	15,095	0	0	0	0	0	0	0	0	0	0	0	0	0	0	0
Nevada Office	102,063	0	0	0	0	0	0	0	0	0	0	0	0	0	0	0
Mississippi Office	8,618	0	0	0	0	0	0	0	0	0	0	0	0	0	0	0
Maryland Office	35,618	0	0	0	0	0	0	0	0	0	0	0	0	0	0	0
Louisiana Office	44,573	0	0	0	0	0	0	0	0	0	0	0	0	0	0	0
Arizona Office	30,658	0	0	0	0	0	0	0	0	0	0	0	0	0	0	0
Kentucky Office	30,525	0	0	0	0	0	0	0	0	0	0	0	0	0	0	0
Illinois Office	38,648	2,494	599	99	479	676	218	68	1,057	4,809	656	3,572	1,317	492	543	363
Total	790,586	2,494	599	99	479	676	218	68	1,057	4,809	656	3,572	1,317	492	543	363

WATER SERVICE CORPORAT
 SE 50 - Office Salary
 Distribution of Direct
 Salaries and Benef

Period Ended 03/31/07	22-0082	23-0086	24-0090	25-0025	26-0096	27-0027	28-0098	29-0048	30-0049	35-0110	34-0120	36-0750	38-0770	41-0212	42-0205	43-0210	
	Valentine	Woods	Whispering Hills	Holiday Hills	Medina	WestLake	Cedar Bluff	Harbor Ridge	Great Northern	Spring Creek	UI of Nevada	Louisiana Wtr Ser	UI of Louisiana	Colchester	Greenridge Utilities	Provinces	
Health Insurance																	
Florida Office	0	0	0	0	0	0	0	0	0	0	0	0	0	0	0	0	0
North Carolina Offi	0	0	0	0	0	0	0	0	0	0	0	0	0	0	0	0	0
South Carolina Offi	0	0	0	0	0	0	0	0	0	0	0	0	0	0	0	0	0
Georgia Office	0	0	0	0	0	0	0	0	0	0	0	0	0	0	0	0	0
Nevada Office	0	0	0	0	0	0	0	0	0	3,099	2,441	0	0	0	0	0	0
Mississippi Office	0	0	0	0	0	0	0	0	0	0	0	0	0	0	0	0	0
Maryland Office	0	0	0	0	0	0	0	0	0	0	0	0	0	49	267	433	0
Louisiana Office	0	0	0	0	0	0	0	0	0	0	0	3,967	3,911	0	0	0	0
Arizona Office	0	0	0	0	0	0	0	0	0	0	0	0	0	0	0	0	0
Kentucky Office	0	0	0	0	0	0	0	0	0	0	0	0	0	0	0	0	0
Illinois Office	13	42	444	46	90	120	25	91	69	0	0	0	0	0	0	0	0
Total	13	42	444	46	90	120	25	91	69	3,099	2,441	3,967	3,911	49	267	433	0
Other Benefits																	
Florida Office	0	0	0	0	0	0	0	0	0	0	0	0	0	0	0	0	0
North Carolina Offi	0	0	0	0	0	0	0	0	0	0	0	0	0	0	0	0	0
South Carolina Offi	0	0	0	0	0	0	0	0	0	0	0	0	0	0	0	0	0
Georgia Office	0	0	0	0	0	0	0	0	0	0	0	0	0	0	0	0	0
Nevada Office	0	0	0	0	0	0	0	0	0	215	169	0	0	0	0	0	0
Mississippi Office	0	0	0	0	0	0	0	0	0	0	0	0	0	0	0	0	0
Maryland Office	0	0	0	0	0	0	0	0	0	0	0	0	0	3	18	30	0
Louisiana Office	0	0	0	0	0	0	0	0	0	0	0	275	271	0	0	0	0
Arizona Office	0	0	0	0	0	0	0	0	0	0	0	0	0	0	0	0	0
Kentucky Office	0	0	0	0	0	0	0	0	0	0	0	0	0	0	0	0	0
Illinois Office	1	3	31	3	6	8	2	6	5	0	0	0	0	0	0	0	0
Total	1	3	31	3	6	8	2	6	5	215	169	275	271	3	18	30	0
Total																	
Florida Office	0	0	0	0	0	0	0	0	0	0	0	0	0	0	0	0	0
North Carolina Offi	0	0	0	0	0	0	0	0	0	0	0	0	0	0	0	0	0
South Carolina Offi	0	0	0	0	0	0	0	0	0	0	0	0	0	0	0	0	0
Georgia Office	0	0	0	0	0	0	0	0	0	0	0	0	0	0	0	0	0
Nevada Office	0	0	0	0	0	0	0	0	0	24,089	18,978	0	0	0	0	0	0
Mississippi Office	0	0	0	0	0	0	0	0	0	0	0	0	0	0	0	0	0
Maryland Office	0	0	0	0	0	0	0	0	0	0	0	0	0	439	2,411	3,912	0
Louisiana Office	0	0	0	0	0	0	0	0	0	0	0	22,443	22,129	0	0	0	0
Arizona Office	0	0	0	0	0	0	0	0	0	0	0	0	0	0	0	0	0
Kentucky Office	0	0	0	0	0	0	0	0	0	0	0	0	0	0	0	0	0
Illinois Office	131	410	4,353	452	880	1,179	246	894	674	0	0	0	0	0	0	0	0
Total	131	410	4,353	452	880	1,179	246	894	674	24,089	18,978	22,443	22,129	439	2,411	3,912	0

WATER SERVICE CORPORAT
SE 50 - office Salary
Distribution of Direct
Salaries and Benef.

Period Ended 03/31/07	44-0215 Maryland Wtr Serv	47-0225 Mary- anullen	50-0245 Holiday Service	51-0251 Westgate	52-0250 UI of Penn	53-0255 Penn Estares	55-0264 Skidaway	56-0830 Elk River	57-0270 Montague	60-0280 Twin Lakes	61-0646 Tierre Verde	62-0641 Laka Placid	64-0643 East Lake	65-0290 Charleston Utilities	66-0644 Pebble Creek	67-0647 Alafaya Utilities
Health Insurance																
Florida Office	0	0	0	0	0	0	0	0	0	0	172	81	308	0	749	2,478
North Carolina Offi	0	0	0	0	0	0	0	180	0	0	0	0	0	0	0	0
South Carolina Offi	0	0	0	0	0	0	0	0	0	0	0	0	0	0	0	0
Georgia Office	0	0	0	0	0	0	0	0	0	0	0	0	0	0	0	0
Nevada Office	0	0	0	0	0	0	0	0	0	0	0	0	0	0	0	0
Mississippi Office	0	0	0	0	0	0	0	0	0	0	0	0	0	1,313	0	0
Maryland Office	313	1,044	0	214	620	732	0	0	268	0	0	0	0	0	0	0
Louisiana Office	0	0	0	0	0	0	0	0	0	0	0	0	0	0	0	0
Arizona Office	0	0	0	0	0	0	0	0	0	0	0	0	0	0	0	0
Kentucky Office	0	0	0	0	0	0	0	0	0	0	0	0	0	0	0	0
Illinois Office	0	0	109	0	0	0	0	0	0	882	0	0	0	0	0	0
Total	313	1,044	109	214	620	732	0	180	268	882	172	81	308	1,313	749	2,478

Other Benefits																
Florida Office	0	0	0	0	0	0	0	0	0	0	12	6	21	0	52	172
North Carolina Offi	0	0	0	0	0	0	0	12	0	0	0	0	0	0	0	0
South Carolina Offi	0	0	0	0	0	0	0	0	0	0	0	0	0	0	0	0
Georgia Office	0	0	0	0	0	0	0	0	0	0	0	0	0	0	0	0
Nevada Office	0	0	0	0	0	0	0	0	0	0	0	0	0	0	0	0
Mississippi Office	0	0	0	0	0	0	0	0	0	0	0	0	0	91	0	0
Maryland Office	22	72	0	15	43	51	0	0	19	0	0	0	0	0	0	0
Louisiana Office	0	0	0	0	0	0	0	0	0	0	0	0	0	0	0	0
Arizona Office	0	0	0	0	0	0	0	0	0	0	0	0	0	0	0	0
Kentucky Office	0	0	0	0	0	0	0	0	0	0	0	0	0	0	0	0
Illinois Office	0	0	0	0	0	0	0	0	0	61	0	0	0	0	0	0
Total	22	72	8	15	43	51	0	12	19	61	12	6	21	91	52	172

Total																
Florida Office	0	0	0	0	0	0	0	0	0	0	1,221	578	2,187	0	5,319	17,608
North Carolina Offi	0	0	0	0	0	0	0	1,427	0	0	0	0	0	0	0	0
South Carolina Offi	0	0	0	0	0	0	0	0	0	0	0	0	0	0	0	0
Georgia Office	0	0	0	0	0	0	11,925	0	0	0	0	0	0	0	0	0
Nevada Office	0	0	0	0	0	0	0	0	0	0	0	0	0	0	0	0
Mississippi Office	0	0	0	0	0	0	0	0	0	0	0	0	0	8,618	0	0
Maryland Office	2,834	9,440	0	1,937	5,604	6,622	0	0	2,420	0	0	0	0	0	0	0
Louisiana Office	0	0	0	0	0	0	0	0	0	0	0	0	0	0	0	0
Arizona Office	0	0	0	0	0	0	0	0	0	0	0	0	0	0	0	0
Kentucky Office	0	0	0	0	0	0	0	0	0	0	0	0	0	0	0	0
Illinois Office	0	0	1,068	0	0	0	0	0	0	8,650	0	0	0	0	0	0
Total	2,834	9,440	1,068	1,937	5,604	6,622	11,925	1,427	2,420	8,650	1,221	578	2,187	8,618	5,319	17,608

WATER SERVICE CORPORAT
 SE 50 - Office Salary
 Distribution of Direct
 Salaries and Benef.

Period Ended 03/31/07	68-0648 UI of Longwood	69-0649 Wedge- field	70-0298 Carolina Wt. Ser	71-1300 UI SC	72-0672 Cypress Lakes	73-0673 UI of Eagle Ridge	74-0464 Southland	75-0700 United Utility Co	75-0485 Tega Cay	80-0500 CWS Inc. of NC	83-0800 CWS Systems	86-0900 Carolina Trace	87-0905 Trans- ylvania	88-0645 Mid- County	89-0660 Lake Utilities	90-0600 UI of Florida
Health Insurance																
Florida Office	611	783	0	0	600	857	0	0	0	0	0	0	0	703	3,356	2,750
North Carolina Offi	0	0	0	0	0	0	0	0	0	16,202	4,822	1,136	1,114	0	0	0
South Carolina Offi	0	0	9,887	4,338	0	0	124	840	1,879	0	0	0	0	0	0	0
Georgia Office	0	0	0	0	0	0	0	0	0	0	0	0	0	0	0	0
Nevada Office	0	0	0	0	0	0	0	0	0	0	0	0	0	0	0	0
Mississippi Office	0	0	0	0	0	0	0	0	0	0	0	0	0	0	0	0
Maryland Office	0	0	0	0	0	0	0	0	0	0	0	0	0	0	0	0
Louisiana Office	0	0	0	0	0	0	0	0	0	0	0	0	0	0	0	0
Arizona Office	0	0	0	0	0	0	0	0	0	0	0	0	0	0	0	0
Kentucky Office	0	0	0	0	0	0	0	0	0	0	0	0	0	0	0	0
Illinois Office	0	0	0	0	0	0	0	0	0	0	0	0	0	0	0	0
Total	611	783	9,887	4,338	600	857	124	840	1,879	16,202	4,822	1,136	1,114	703	3,356	2,750
Other Benefits																
Florida Office	42	54	0	0	42	59	0	0	0	0	0	0	0	49	233	191
North Carolina Offi	0	0	0	0	0	0	0	0	0	1,123	334	79	77	0	0	0
South Carolina Offi	0	0	685	301	0	0	9	58	130	0	0	0	0	0	0	0
Georgia Office	0	0	0	0	0	0	0	0	0	0	0	0	0	0	0	0
Nevada Office	0	0	0	0	0	0	0	0	0	0	0	0	0	0	0	0
Mississippi Office	0	0	0	0	0	0	0	0	0	0	0	0	0	0	0	0
Maryland Office	0	0	0	0	0	0	0	0	0	0	0	0	0	0	0	0
Louisiana Office	0	0	0	0	0	0	0	0	0	0	0	0	0	0	0	0
Arizona Office	0	0	0	0	0	0	0	0	0	0	0	0	0	0	0	0
Kentucky Office	0	0	0	0	0	0	0	0	0	0	0	0	0	0	0	0
Illinois Office	0	0	0	0	0	0	0	0	0	0	0	0	0	0	0	0
Total	42	54	685	301	42	59	9	58	130	1,123	334	79	77	49	233	191
Total																
Florida Office	4,345	5,565	0	0	4,267	6,092	0	0	0	0	0	0	0	4,992	23,848	19,543
North Carolina Offi	0	0	0	0	0	0	0	0	0	128,334	38,195	8,999	8,825	0	0	0
South Carolina Offi	0	0	68,450	30,035	0	0	859	5,816	13,007	0	0	0	0	0	0	0
Georgia Office	0	0	0	0	0	0	0	0	0	0	0	0	0	0	0	0
Nevada Office	0	0	0	0	0	0	0	0	0	0	0	0	0	0	0	0
Mississippi Office	0	0	0	0	0	0	0	0	0	0	0	0	0	0	0	0
Maryland Office	0	0	0	0	0	0	0	0	0	0	0	0	0	0	0	0
Louisiana Office	0	0	0	0	0	0	0	0	0	0	0	0	0	0	0	0
Arizona Office	0	0	0	0	0	0	0	0	0	0	0	0	0	0	0	0
Kentucky Office	0	0	0	0	0	0	0	0	0	0	0	0	0	0	0	0
Illinois Office	0	0	0	0	0	0	0	0	0	0	0	0	0	0	0	0
Total	4,345	5,565	68,450	30,035	4,267	6,092	859	5,816	13,007	128,334	38,195	8,999	8,825	4,992	23,848	19,543

WATER SERVICE CORPORAT
 SE 50 - Office Salary
 Distribution of Direct
 Salaries and Benef.

Period Ended 03/31/07	91-0640	92-0651	101-0680	107-0691	103-0690	104-0694	105-0695	106-0693	C94-0002	108-0692	109-0699	133-0123	120-0920	121-0925	122-0922	123-0923
	Miles	Tennessee	Sanlando	Pennbrooke	UI	Bayside	South	Labrador	Irrg	UT	Sandy	Sky Ranch	North	Carolina	Bradfield	Nero
	Grant	Wtr Ser	Util Corp	Util Serv	Gate	UI	Gate	UI	Co	Hutchinson	Creek	Wtr Serv	Topsail	Pines	Farms	
Health Insurance																
Florida Office	556	0	5,574	705	334	83	976	395	55	100	95	0	0	0	0	0
North Carolina Offi	0	151	0	0	0	0	0	0	0	0	0	0	1,516	173	866	101
South Carolina Offi	0	0	0	0	0	0	0	0	0	0	0	0	0	0	0	0
Georgia Office	0	0	0	0	0	0	0	0	0	0	0	0	0	0	0	0
Nevada Office	0	0	0	0	0	0	0	0	0	0	0	444	0	0	0	0
Mississippi Office	0	0	0	0	0	0	0	0	0	0	0	0	0	0	0	0
Maryland Office	0	0	0	0	0	0	0	0	0	0	0	0	0	0	0	0
Louisiana Office	0	0	0	0	0	0	0	0	0	0	0	0	0	0	0	0
Arizona Office	0	0	0	0	0	0	0	0	0	0	0	0	0	0	0	0
Kentucky Office	0	0	0	0	0	0	0	0	0	0	0	0	0	0	0	0
Illinois Office	0	0	0	0	0	0	0	0	0	0	0	0	0	0	0	0
Total	556	151	5,574	705	334	83	976	395	55	100	95	444	1,516	173	866	101
Other Benefits																
Florida Office	39	0	386	49	23	6	68	27	4	7	7	0	0	0	0	0
North Carolina Offi	0	10	0	0	0	0	0	0	0	0	0	0	105	12	60	7
South Carolina Offi	0	0	0	0	0	0	0	0	0	0	0	0	0	0	0	0
Georgia Office	0	0	0	0	0	0	0	0	0	0	0	0	0	0	0	0
Nevada Office	0	0	0	0	0	0	0	0	0	0	0	11	0	0	0	0
Mississippi Office	0	0	0	0	0	0	0	0	0	0	0	0	0	0	0	0
Maryland Office	0	0	0	0	0	0	0	0	0	0	0	0	0	0	0	0
Louisiana Office	0	0	0	0	0	0	0	0	0	0	0	0	0	0	0	0
Arizona Office	0	0	0	0	0	0	0	0	0	0	0	0	0	0	0	0
Kentucky Office	0	0	0	0	0	0	0	0	0	0	0	0	0	0	0	0
Illinois Office	0	0	0	0	0	0	0	0	0	0	0	0	0	0	0	0
Total	39	10	386	49	23	6	68	27	4	7	7	31	105	12	60	7
Total																
Florida Office	3,951	0	39,609	5,010	2,371	589	6,936	2,806	389	709	678	0	0	0	0	0
North Carolina Offi	0	1,193	0	0	0	0	0	0	0	0	0	0	12,007	1,367	6,857	801
South Carolina Offi	0	0	0	0	0	0	0	0	0	0	0	0	0	0	0	0
Georgia Office	0	0	0	0	0	0	0	0	0	0	0	0	0	0	0	0
Nevada Office	0	0	0	0	0	0	0	0	0	0	0	3,455	0	0	0	0
Mississippi Office	0	0	0	0	0	0	0	0	0	0	0	0	0	0	0	0
Maryland Office	0	0	0	0	0	0	0	0	0	0	0	0	0	0	0	0
Louisiana Office	0	0	0	0	0	0	0	0	0	0	0	0	0	0	0	0
Arizona Office	0	0	0	0	0	0	0	0	0	0	0	0	0	0	0	0
Kentucky Office	0	0	0	0	0	0	0	0	0	0	0	0	0	0	0	0
Illinois Office	0	0	0	0	0	0	0	0	0	0	0	0	0	0	0	0
Total	3,951	1,193	39,609	5,010	2,371	589	6,936	2,806	389	709	678	3,455	12,007	1,367	6,857	801

WATER SERVICE CORPORAT
 BE 50 - Office Salary
 Distribution of Direct
 Salaries and Benef.

Period Ended 03/31/07	135-0935	140-0140	150-0150	151-0151	160-0160	165-1260	
	Bermuda	UI CNV	Wtr IN	In Wtr	Ky	UI GA	Total
Health Insurance							
Florida Office	0	0	0	0	0	0	22,321
North Carolina Offi	0	0	0	0	0	0	26,261
South Carolina Offi	0	0	0	0	0	0	17,068
Georgia Office	0	0	0	0	0	0	0
Nevada Office	0	7,145	0	0	0	0	13,129
Mississippi Office	0	0	0	0	0	0	1,313
Maryland Office	0	0	0	0	0	0	3,940
Louisiana Office	0	0	0	0	0	0	7,878
Arizona Office	3,939	0	0	0	0	0	3,939
Kentucky Office	0	0	0	0	3,939	0	3,939
Illinois Office	0	0	57	175	0	0	3,940
Total	3,939	7,145	57	175	3,939	0	103,728
Other Benefits							
Florida Office	0	0	0	0	0	0	1,549
North Carolina Offi	0	0	0	0	0	0	1,819
South Carolina Offi	0	0	0	0	0	0	1,183
Georgia Office	0	0	0	0	0	0	0
Nevada Office	0	495	0	0	0	0	910
Mississippi Office	0	0	0	0	0	0	91
Maryland Office	0	0	0	0	0	0	273
Louisiana Office	0	0	0	0	0	0	546
Arizona Office	273	0	0	0	0	0	273
Kentucky Office	0	0	0	0	273	0	273
Illinois Office	0	0	4	12	0	0	273
Total	273	495	4	12	273	0	7,190
Total							
Florida Office	0	0	0	0	0	0	158,613
North Carolina Offi	0	0	0	0	0	0	208,005
South Carolina Offi	0	0	0	0	0	0	118,167
Georgia Office	0	0	0	0	0	3,171	15,096
Nevada Office	0	55,541	0	0	0	0	102,063
Mississippi Office	0	0	0	0	0	0	8,618
Maryland Office	0	0	0	0	0	0	35,619
Louisiana Office	0	0	0	0	0	0	44,572
Arizona Office	30,658	0	0	0	0	0	30,658
Kentucky Office	0	0	0	0	30,525	0	30,525
Illinois Office	0	0	557	1,715	0	0	38,651
Total	30,658	55,541	557	1,715	30,525	3,171	790,587

WATER SERVICE CORPORATION
 SE 50 - Office Salary Detail
 Distribution of Direct
 Salaries and Benefits
 Period Ended 03/31/07

Employee	6019050	4081201	4091050	4091060	Total Payroll Tax	6049020	6049070	6049010,11 6049012,15 6049050,55	6049030,40 6049060,65 6049066,67 6049080,90	Total Benefits
	Salary	FICA	FUTA	SUTA		Pension	401K	Health Insurance	Other Benefits	
Florida										
Abbott, Loretta Ellen	6,630	507	53	152	712	135	179	1,313	91	1,718
Baranska, Debora Dianne	5,954	455	48	136	639	121	161	1,313	91	1,686
Bennett, Kimberly J	7,292	558	56	160	774	149	197	1,313	91	1,750
Borges, Robert J	5,942	455	48	136	639	121	160	1,313	91	1,685
Ceballos, Isabel	7,341	562	56	160	778	150	198	1,313	91	1,752
Chandler, Matthew R.	4,413	338	35	101	474	90	119	1,313	91	1,613
Chandler, Matthew R.	1,935	148	15	44	208	39	52	1,313	91	1,495
Christian, Elise S	11,379	871	56	160	1,087	232	307	1,313	91	1,943
Copley, Wanda Lee	7,126	545	56	160	761	145	192	1,313	91	1,741
Dipasquale, Susan M	835	64	7	19	90	17	23	1,313	91	1,444
Noell, Sandra L	6,482	496	52	148	696	132	175	1,313	91	1,711
Paulk, Stella Lynette	9,165	701	56	160	917	187	247	1,313	91	1,838
Raponi, Ann Margaret	7,241	554	56	160	770	148	195	1,313	91	1,747
Ratliff, Josephine Eblacas	6,321	484	51	145	679	129	171	1,313	91	1,704
Sasic, Karen Lee	13,750	1,052	56	160	1,268	281	371	1,313	91	2,056
Sillitoe, Jacqueline Marie	6,230	477	50	143	670	127	168	1,313	91	1,699
Trovinger, Ferralyn Long	7,887	603	56	160	819	161	213	1,313	91	1,778
OTHER	1,318	0	0	30	30	0	0	0	0	0
Total Florida	117,242	8,870	806	2,337	12,013	2,364	3,128	22,321	1,547	29,360
Georgia										
PT Ayala, Linda P.	4,935	378	39	51	468	0	0	0	0	0
PT Dotson, Margaret Elizabeth	5,595	428	45	58	530	0	0	0	0	0
PT Page, Vivian Jachens	2,280	174	18	23	216	0	0	0	0	0
OTHER	1,071	0	0	0	0	0	0	0	0	0
Total Georgia	13,880	980	102	132	1,214	0	0	0	0	0
Louisiana										
Bravo, Monique Marie term	4,741	363	38	8	409	97	128	1,313	91	1,629
Elias, Molly Catherine	5,607	429	45	9	483	114	151	1,313	91	1,669
Graham, Vivian E	8,766	671	56	11	738	179	237	1,313	91	1,820
Hyde, Cynthia A	4,998	362	40	8	430	102	135	1,313	91	1,641
Montecino, Michael James	2,602	199	21	4	224	53	70	1,313	91	1,527
Sanders, Deborah Louise	4,601	352	37	7	396	94	124	1,313	91	1,622
OTHER	670	0	0	0	0	0	0	0	0	0
Total Louisiana	31,985	2,396	236	47	2,680	639	845	7,878	546	9,908
Maryland										
Benton, Alice Mary	12,126	928	56	26	1,010	247	327	1,313	91	1,978
Holland, Patrice Michelle	7,154	547	56	21	624	146	193	1,313	91	1,743
Ogell, Ellen L	7,416	567	56	22	645	151	200	1,313	91	1,755
OTHER	1,167	0	0	0	0	0	0	0	0	0
Total Maryland	27,863	2,042	168	69	2,279	544	720	3,939	273	5,476
Mississippi										
Love, Shnea	5,040	386	40	45	472	103	136	1,313	91	1,643
PT Russell, June R.	864	66	7	8	81	0	0	0	0	0
OTHER	519	0	0	0	0	0	0	0	0	0
Total Mississippi	6,423	452	47	53	552	103	136	1,313	91	1,643

WATER SERVICE CORPORATION
 SE 50 - Office Salary Detail
 Distribution of Direct
 Salaries and Benefits
 Period Ended 03/31/07

Employee	6019050	4081201	4091050	4091060	Total Payroll Tax	6049020	6049070	6049010,11 6049012,15 6049050,55	6049030,40 6049060,65 6049066,67 6049080,90	Total Benefits
	Salary	FICA	FUTA	SUTA		Pension	401K	Health Insurance	Other Benefits	
North Carolina										
Bekier, Joy Geraldine	5,725	438	46	62	546	117	155	1,313	91	1,676
Brown, Sandra G	9,799	750	56	106	912	200	265	1,313	91	1,869
Hudson, Shannon N	6,443	493	52	70	614	131	174	1,313	91	1,709
Hult, Christine D	9,979	763	56	108	927	204	269	1,313	91	1,877
Johnson, Roxanne	5,467	418	44	59	521	112	148	1,313	91	1,664
Matthews, Linda C	14,575	1,115	56	157	1,328	297	394	1,313	91	2,095
Maxwell, Raquel Kelly term	3,410	261	27	37	325	70	92	1,313	91	1,566
Orr, Deborah C	7,162	548	56	77	681	146	193	1,313	91	1,743
Robinson, Shona Nesbit	6,112	468	49	66	583	125	165	1,313	91	1,694
Robinson, Vanessa Franklin	5,769	441	46	62	549	118	156	1,313	91	1,678
Self, Rose D	7,643	585	56	83	724	156	206	1,313	91	1,766
Silva, Lisa M	6,587	504	53	71	628	134	178	1,313	91	1,716
Spalts, Cristle B	1,346	103	11	15	128	27	36	1,313	91	1,467
Stegall, Donna L	8,747	669	56	94	819	178	236	1,313	91	1,818
Stewart, Cynthia D	5,577	427	45	60	532	114	151	1,313	91	1,669
Townsend, Patricia Cook	8,496	650	56	92	798	173	229	1,313	91	1,806
Traver, Edith Cole	11,526	882	56	124	1,062	235	311	1,313	91	1,950
Trifoli, Lillian Elizabeth	8,316	636	56	90	782	170	225	1,313	91	1,799
Watson, Trela Y	7,757	593	56	84	733	158	209	1,313	91	1,771
Wood, Stephanie R	9,316	713	56	101	870	190	252	1,313	91	1,846
OTHER	9,010	0	0	0	0	0	0	0	0	0
Total North Carolina	158,763	11,457	987	1,617	14,062	3,055	4,044	26,260	1,820	35,179
Nevada										
Christ, Catherine L	6,781	519	54	81	655	138	183	1,313	91	1,725
Dugan, Grace Ann	7,731	591	56	93	740	158	209	1,313	91	1,771
Graham, Janet A term	5,752	440	46	69	555	117	155	1,313	91	1,676
PT Hatch, Lory Bernice	3,130	239	25	38	302	0	0	0	0	0
Holliday, Tracie Nadine	2,914	223	23	35	281	59	79	1,313	91	1,542
Moses, Mary J	8,000	612	56	96	764	163	216	1,313	91	1,783
Pasternak, Inessa	4,809	368	38	58	464	98	130	1,313	91	1,632
Peden, Mary R	9,020	690	56	108	854	184	244	1,313	91	1,832
Robin, Joann Marie	11,750	899	56	141	1,096	240	317	1,313	91	1,961
Wendt, Tonya Jane term	4,019	307	32	48	387	82	109	1,313	91	1,595
Winans, Nicole Denise	6,260	479	50	75	604	128	169	1,313	91	1,701
OTHER	7,976	0	0	0	0	0	0	0	0	0
Total Nevada	78,142	5,367	493	842	6,702	1,367	1,811	13,130	910	17,218
South Carolina										
Black, Mary Sue	6,197	474	50	102	626	126	167	1,313	91	1,697
PT De La Torriente, Martha N	4,054	310	32	67	409	0	0	0	0	0
Hall, Candace E	5,902	452	47	97	597	120	159	1,313	91	1,683
Jeffcoat, Whitney Ann Hodge	5,837	446	47	96	589	119	158	1,313	91	1,681
Jones, Sabrina Lynn term	2,815	215	23	46	284	57	76	1,313	91	1,537
Kidd, Cyndi Lea	8,429	645	56	116	817	172	228	1,313	91	1,804
Lambert, Vickie Shirley term	3,059	234	24	50	309	62	83	1,313	91	1,549
Lewis, Dolly H term	2,295	176	18	38	232	47	62	1,313	91	1,513
Schriner, Renee Eddings	5,849	447	47	97	590	119	158	1,313	91	1,681
Sightler, Charlotte L	8,077	618	56	116	790	165	218	1,313	91	1,787
Stratakos, Gloria C	9,351	715	56	116	887	191	252	1,313	91	1,847
Turkaly, Nettie M	7,218	552	56	116	724	147	195	1,313	91	1,746
Vecchio, Suzanne Gladys term	6,516	498	52	109	658	133	176	1,313	91	1,713
Watkins, Sandra Diane term	6,417	491	51	106	648	131	173	1,313	91	1,708
OTHER	6,052	0	0	0	0	0	0	0	0	0
Total South Carolina	88,066	6,273	616	1,270	8,158	1,589	2,105	17,069	1,183	21,946

WATER SERVICE CORPORATION
 SE 50 - Office Salary Detail
 Distribution of Direct
 Salaries and Benefits
 Period Ended 03/31/07

Employee	6019050	4081201	4091050	4091060	Total Payroll Tax	6049020	6049070	6049010,11 6049012,15 6049050,55	6049030,40 6049060,65 6049066,67 6049080,90	Total Benefits
	Salary	FICA	FUTA	SUTA		Pension	401K	Health Insurance	Other Benefits	
Arizona										
Goldsmith, Mary Alice	7,111	544	56	46	646	145	192	1,313	91	1,741
Lutz, Linda Sue	8,337	638	56	46	740	170	225	1,313	91	1,799
Velez, Jennifer M	6,231	477	50	41	568	127	168	1,313	91	1,699
OTHER	1,786	0	0	0	0	0	0	0	0	0
Total Arizona	<u>23,464</u>	<u>1,659</u>	<u>162</u>	<u>134</u>	<u>1,954</u>	<u>442</u>	<u>585</u>	<u>3,939</u>	<u>273</u>	<u>5,239</u>
	(0)									
Illinois										
Campuzano, Linda S.	9,069	694	56	363	1,113	185	245	1,313	91	1,834
Folts, Stacey Ilene	11,703	895	56	460	1,411	239	316	1,313	91	1,959
Ward, Inger Carol	7,486	573	56	299	928	153	202	1,313	91	1,759
OTHER	1,386	0	0	0	0	0	0	0	0	0
Total Illinois	<u>29,644</u>	<u>2,162</u>	<u>168</u>	<u>1,122</u>	<u>3,452</u>	<u>577</u>	<u>763</u>	<u>3,939</u>	<u>273</u>	<u>5,552</u>
	(0)									
Kentucky										
McIntyre, D. Renee	5,308	406	42	143	592	108	143	1,313	91	1,655
Standifer, Reba Faye	9,161	701	56	216	973	187	247	1,313	91	1,838
Thomas, Pamela	6,754	517	54	182	753	138	182	1,313	91	1,724
OTHER	1,768	0	0	0	0	0	0	0	0	0
Total Kentucky	<u>22,990</u>	<u>1,624</u>	<u>152</u>	<u>542</u>	<u>2,318</u>	<u>433</u>	<u>572</u>	<u>3,939</u>	<u>273</u>	<u>5,217</u>
	0									
Grand Total	<u>598,463</u>	<u>43,282</u>	<u>3,939</u>	<u>8,165</u>	<u>55,386</u>	<u>11,113</u>	<u>14,709</u>	<u>103,727</u>	<u>7,189</u>	<u>136,738</u>

WATER SERVICE CORPORATION
 SE 50 - Operator Salary Detail
 Distribution of Direct
 Salaries and Benefits
 Period Ended 03/31/07

Employee	6019040	4081201	4091050	4091060	Total Payroll Tax	6049020	6049070	6049010,11 6049012,15 6049050,55	6049030,40 6049060,65 6049066,67 6049080,90	Total Benefits
	Salary	FICA	FUTA	SUTA		Pension	401K	Health Insurance	Other Benefits	
FLORIDA										
Abendroth, Thomas W	7,667	587	56	160	803	156	207	1,313	91	1,767
Adkins, Jack	8,174	625	56	160	841	167	221	1,313	91	1,792
Alday, Christopher Thomas	5,156	394	41	118	553	105	139	1,313	91	1,648
Alday, James Roger	7,634	584	56	160	800	156	206	1,313	91	1,766
Anderson, Daniel S	10,069	770	56	160	986	205	272	1,313	91	1,881
Austin Jr., Arthur Charles	7,496	573	56	160	789	153	202	1,313	91	1,759
Becker, Jeffrey S	9,665	739	56	160	955	197	261	1,313	91	1,862
Bishop, Alvin Michael	7,809	597	56	160	813	159	211	1,313	91	1,774
Blasco, Christopher J	6,466	495	52	148	695	132	175	1,313	91	1,711
Borttrager, Jason S	7,937	607	56	160	823	162	214	1,313	91	1,780
Bosque, Ralph Alvarez	6,492	497	52	148	698	132	175	1,313	91	1,711
Buono, Robert A	8,818	675	56	160	891	160	238	1,313	91	1,822
Cardinal, Anthony Allen	7,334	561	56	160	777	150	198	1,313	91	1,752
Carver, Nathaniel O.	15,000	1,148	56	160	1,364	306	405	1,313	91	2,115
Coates, Bill	15,525	1,188	56	160	1,404	317	419	1,313	91	2,140
Coffee Jr., John B	8,695	665	56	160	881	177	235	1,313	91	1,816
Cook, James H	11,904	911	56	160	1,127	243	321	1,313	91	1,968
Cooper, Robert K	6,810	521	54	156	731	139	184	1,313	91	1,727
Ebert, Shawn M	6,428	492	51	147	691	131	174	1,313	91	1,709
Eskew, James Franklin	11,997	918	56	160	1,134	245	324	1,313	91	1,973
Finch, Allan	8,281	634	56	160	850	169	224	1,313	91	1,797
Finchirsh, Jeffrey S	8,239	630	56	160	846	168	222	1,313	91	1,794
Flynn, Patrick C	27,300	2,088	56	160	2,304	557	737	1,313	91	2,698
Garcia Jr, Ismael	10,567	808	56	160	1,024	216	285	1,313	91	1,905
Gentilucci, Domenic Vincent	11,538	883	56	160	1,099	235	312	1,313	91	1,951
Godwin, Patrick Lynsey	14,175	1,084	56	160	1,300	289	383	1,313	91	2,076
Golembleski, Ed P.	10,036	768	56	160	984	205	271	1,313	91	1,880
Gongre, Bryan Keith	18,375	1,406	56	160	1,622	375	496	1,313	91	2,275
Goodwin, Douglas L	8,986	687	56	160	903	183	243	1,313	91	1,830
Gray, Roger A	8,877	679	56	160	895	181	240	1,313	91	1,825
Griffin, Brent Allen	824	63	7	19	88	17	22	1,313	91	1,443
Guntber, Mathew Joseph	9,734	745	56	160	961	199	263	1,313	91	1,866
Habery, Stephen J	12,211	934	56	160	1,150	249	330	1,313	91	1,983
Hamilton, Don L	6,324	484	51	145	679	129	171	1,313	91	1,704
Hampton, Jerome	9,258	708	56	160	824	189	250	1,313	91	1,843
Harden, Tyler Andrew	6,044	462	48	138	649	123	163	1,313	91	1,690
Harper, Scott A	6,642	508	53	152	713	135	179	1,313	91	1,718
Hogue, Raymond Harry	8,391	642	56	160	858	171	227	1,313	91	1,802
Hollister, Jimmie H	6,749	516	54	155	745	138	182	1,313	91	1,724
Holsapple, Roger E	11,982	917	56	160	1,133	244	324	1,313	91	1,972
Johnson, Robert Dean	1,498	115	12	34	161	31	40	1,313	91	1,475
Keys, Thomas Eugene	11,059	846	56	160	1,062	226	299	1,313	91	1,929
Kuhns, Joseph H	10,729	821	56	160	1,037	219	290	1,313	91	1,913
Learned, Scott C	6,166	472	49	141	663	126	166	1,313	91	1,696
Ledwell, Leonard E	6,966	533	56	160	748	142	188	1,313	91	1,734
Lisle Jr., John Dayton	10,902	834	56	160	1,050	222	294	1,313	91	1,920
Lorenzo, Alexander	10,960	838	56	160	1,054	224	296	1,313	91	1,924
Narinelli, John Allen	14,264	1,091	56	160	1,307	291	385	1,313	91	2,080
McPeeks, Jeffrey	6,843	524	55	157	735	140	185	1,313	91	1,729
McPhee, Allison Stevenson	9,933	760	56	160	976	203	268	1,313	91	1,875
Monat, Michael Paul	10,186	779	56	160	995	208	275	1,313	91	1,887
Morrell, Matthew J	6,221	476	50	142	668	127	168	1,313	91	1,699
Neal, William Lee	12,462	953	56	160	1,169	254	336	1,313	91	1,994
Overton, Michael A	7,202	551	56	160	767	147	194	1,313	91	1,745
Parrish, Raymond Alan	8,523	652	56	160	868	174	230	1,313	91	1,808
Pendarvis, James Howard	5,864	449	47	134	630	120	158	1,313	91	1,682
Pfouts, Steve L.	9,775	748	56	160	964	199	264	1,313	91	1,867
Phillips, Christopher A	7,272	556	56	160	772	148	196	1,313	91	1,748
Pinder, Jeffrey	10,783	825	56	160	1,041	220	291	1,313	91	1,915
Remigio, Roberto Villamin	5,284	404	42	121	567	108	143	1,313	91	1,655
Roberts Jr., Eddie Eugene	9,019	690	56	160	906	184	244	1,313	91	1,832
Schneider, Keith C	7,443	569	56	160	785	152	201	1,313	91	1,757
Schwades, Charles Grayling	11,575	886	56	160	1,102	236	313	1,313	91	1,953
Shoffstall, David Eugene	11,110	850	56	160	1,066	227	300	1,313	91	1,931
Shue, Mickey A	7,608	582	56	160	798	155	205	1,313	91	1,764

WATER SERVICE CORPORATION
 SE 50 - Operator Salary Detail
 Distribution of Direct
 Salaries and Benefits
 Period Ended 03/31/07

Employee	6019040	4081201	4091050	4091060	6049020	6049070	6049010,11 6049012,15 6049050,55	6049030,40 6049060,65 6049066,67 6049080,90	Total Benefits	Total Benefits
	Salary	FICA	FUTA	SUTA	Total Payroll Tax	Pension	401K	Health Insurance		
Sillitoe, Kathy Ann	12,464	954	56	160	1,170	254	337	1,313	91	1,995
Smith, Donald Dale	7,516	575	56	160	791	153	203	1,313	91	1,750
Stefano, Barry Lee	7,161	548	56	160	764	146	193	1,313	91	1,743
Stewart, Malcolm S	13,785	1,055	56	160	1,271	281	372	1,313	91	2,057
Sudol, Corey F	10,852	830	56	160	1,046	221	293	1,313	91	1,918
Swegheimer, James A	10,495	803	56	160	1,019	214	283	1,313	91	1,901
Szcepkowski, Stephen A	9,753	745	56	160	962	199	263	1,313	91	1,866
Taylor, Donald Edward	10,477	801	56	160	1,017	214	283	1,313	91	1,901
Vanmeter Jr, Nathan Z	9,888	756	56	160	972	202	267	1,313	91	1,873
Watkins, Cedric D	2,160	165	17	49	232	44	58	1,313	91	1,506
White, Ronald D	10,183	779	56	160	955	208	275	1,313	91	1,887
Wierzbicki, Anthony	16,144	1,235	56	160	1,451	329	436	1,313	91	2,169
Williams, Elisa Matarlo	7,758	594	56	160	810	158	209	1,313	91	1,771
Wilson, Michael A	18,000	1,377	56	160	1,593	367	486	1,313	91	2,257
Wright, Thomas Leroy	7,080	542	56	160	758	144	191	1,313	91	1,739
PT Carroll, James Edward	3,294	252	26	75	354	0	0	0	0	0
PT Cooks, Barner Lee	2,882	220	23	66	309	0	0	0	0	0
PT Hoff, Harry E	3,046	233	24	70	327	0	0	0	0	0
PT Johns, Ralph	3,156	241	25	72	339	0	0	0	0	0
PT Sillitoe, Terry Wayne	2,826	215	21	65	303	0	0	0	0	0
PT Volz, Robert W.	6,899	528	55	158	741	0	0	0	0	0
PT Woodside, Michael	3,774	289	30	86	406	0	0	0	0	0
Callahan, Robert L	6,227	476	50	143	668	127	168	1,313	91	1,699
Casalina, Nicholas Paul	9,710	743	56	160	959	199	262	1,313	91	1,864
Didonato, Michael Angelo	1,036	79	8	24	111	21	28	1,313	91	1,453
Ebert, Harold B	6,558	502	52	150	705	134	177	1,313	91	1,715
Mericle, Roy J	9,782	748	56	160	964	200	264	1,313	91	1,868
Quinlan II, Frederick E	3,013	230	24	69	323	61	81	1,313	91	1,546
Radcliff, Max Lee	2,046	157	15	47	220	42	55	1,313	0	1,420
Rainey, Shantavious Simone	11,592	887	56	160	1,103	236	313	1,313	91	1,953
Woodard, Saint P	7,899	604	56	160	820	161	213	1,313	91	1,778
Zubek, Carl Andrew	8,169	625	56	160	841	167	221	1,313	91	1,792
Bonagura, John F	16,250	1,243	56	160	1,459	332	439	1,313	91	2,175
Haws, Scotty Lee	17,169	1,313	56	160	1,529	350	464	1,313	91	2,218
Hoy, John Patrick	40,688	3,113	56	160	3,329	830	1,099	1,313	91	3,333
OTHER	31,769	3,719	(15)	(759)	2,945	0	0	0	0	0
Total Florida	952,757	74,175	5,055	11,753	92,982	18,260	24,167	122,109	8,372	172,908
GEORGIA	0	0	0	0	0	0	0	122,109	8,372	172,908
Chambless, James Ashley	12,575	962	56	88	1,106	257	340	1,313	91	2,001
Christie, Charles E	10,766	824	56	88	968	220	291	1,313	91	1,915
Dozier, Matthew Craig	6,577	503	53	68	623	134	178	1,313	91	1,716
Fulcher III, Robert F	9,973	763	56	88	907	203	269	1,313	91	1,876
Gavin, Malcolm Earl	4,005	306	32	41	379	82	108	1,313	91	1,594
Gladstone, Garrett W	6,753	517	54	70	641	138	182	1,313	91	1,724
Harrington, Ray	16,612	1,271	56	88	1,415	339	449	1,313	91	2,192
Lanier, Clayton W	9,252	708	56	88	852	189	250	1,313	91	1,843
Hedders Jr, Billy R	2,289	175	18	24	217	47	62	1,313	91	1,513
Moncrief, David Eugene	6,825	522	55	70	647	139	184	1,313	91	1,727
OTHER	5,355	171	12	(40)	143	0	0	0	0	0
Total Georgia	90,981	6,722	504	570	7,896	1,748	2,313	13,130	910	18,101
LOUISIANA	(0)	0	(0)	0	0	0	0	0	0	0
Brandt, Michael J	10,206	781	56	11	848	208	276	1,313	91	1,888
Burkhalter, Vincent Laroy	9,810	750	56	11	817	200	265	1,313	91	1,869
Cocran, Jeffery A	19,239	1,472	56	11	1,539	392	519	1,313	91	2,315
Cook, Gregory Alan	8,914	682	56	11	749	182	241	1,313	91	1,827
Frey, Leonard J	12,284	940	56	11	1,007	251	332	1,313	91	1,987

WATER SERVICE CORPORATION
 SE 50 - Operator Salary Detail
 Distribution of Direct
 Salaries and Benefits
 Period Ended 03/31/07

Employee	6019060	4081201	4091050	4091060	6049020			6049070	6049010,11 6049012,15 6049050,55	6049030,40 6049060,65 6049066,67 6049080,90	Total
	Salary	FICA	FUTA	SUTA	Total Payroll Tax	Pension	401K	Health Insurance	Other Benefits	Total Benefits	
Green Jr., Horace	8,460	647	56	11	714	173	228	1,313	91	1,805	
Kennedy, Alvin Wesley	14,493	1,109	56	11	1,176	296	391	1,313	91	2,091	
Reiners, Barry Thomas	7,356	563	56	11	630	150	199	1,313	91	1,753	
Thigpen Jr., Grady Lavel	9,229	706	56	11	773	188	249	1,313	91	1,841	
Williams Jr., Delos Ray	10,400	796	56	11	863	212	281	1,313	91	1,897	
Williams Jr., Delos Ray	10,400	796	56	11	863	212	281	1,313	91	1,897	
Williams, Susan Leah	9,445	723	56	11	790	193	255	1,313	91	1,852	
Barringer Jr., Allen Pierc TERM	4,485	343	36	7	386	91	121	1,313	91	1,616	
Faye, Dennis Andrew TERM	8,113	621	56	11	688	166	219	1,313	91	1,789	
OTHER	8,948	37	(58)	(58)	(79)	0	0	0	0	0	
Total Louisiana	151,781	10,966	706	95	11,767	2,914	3,857	18,382	1,274	26,427	
MARYLAND	(0)	0	0	0	0	0	0	0	0	0	
Haggerty, Randy L	7,982	609	56	24	689	162	215	1,313	91	1,781	
Hartline, Douglas V.	13,050	998	56	26	1,080	266	352	1,313	91	2,022	
Mason, Rick	10,549	807	56	26	889	215	285	1,313	91	1,904	
McConnell, Walter George	12,704	972	56	26	1,054	259	343	1,313	91	2,006	
Walker, Robert Antonia	9,894	757	56	26	839	202	267	1,313	91	1,873	
Whitson, Richard Edward	12,021	920	56	26	1,002	245	325	1,313	91	1,974	
Wozniak, Bill H	13,740	1,051	56	26	1,133	280	371	1,313	91	2,055	
Bennett, Alvin N. TERM	8,763	670	56	26	752	179	237	1,313	91	1,820	
Malbrough, Curtis P. TERM	7,643	585	56	23	664	156	206	1,313	91	1,766	
OTHER	7,739	388	14	188	590	0	0	0	0	0	
Total Maryland	104,065	7,757	518	413	8,688	1,964	2,601	11,817	819	17,201	
MISSISSIPPI	(0)	0	0	0	0	0	0	0	0	0	
Curtis Jr, Albert	6,966	533	56	63	651	142	188	1,313	91	1,734	
Shelton, Mathew James	5,622	430	45	51	526	115	152	1,313	91	1,671	
Taylor, Johnnie	7,999	612	56	63	731	163	216	1,313	91	1,783	
OTHER	1,762	100	3	(6)	97	0	0	0	0	0	
Total Mississippi	22,349	1,675	160	170	2,005	428	556	3,939	273	6,168	
NORTH CAROLINA	0	(0)	0	(0)	0	0	0	0	0	0	
Alexander, Richard W.	9,857	754	56	106	916	201	266	1,313	91	1,871	
Andrews, William E.	7,109	544	56	77	677	145	192	1,313	91	1,741	
Arday, Kevin V	7,431	568	56	80	704	152	201	1,313	91	1,757	
Baldwin, Eddie Ray	17,323	1,325	56	187	1,568	353	468	1,313	91	2,225	
Bibb, Steven T.	6,785	519	54	73	647	138	183	1,313	91	1,725	
Bliven, David W	11,368	870	56	123	1,049	232	307	1,313	91	1,943	
Best, Timothy Dale	7,644	585	56	83	724	156	206	1,313	91	1,766	
Brigman, David L	7,673	587	56	83	726	157	207	1,313	91	1,768	
Cook, Tina R	7,002	536	56	76	668	143	189	1,313	91	1,736	
Cooke, Jeffrey Jones	9,087	695	56	98	849	185	245	1,313	91	1,834	
Corn Jr, Douglas M	9,248	707	56	100	863	189	250	1,313	91	1,843	
Cornett, Shaun M	7,215	552	56	78	696	147	195	1,313	91	1,746	
Cunningham, Sonny G	13,623	1,042	56	147	1,245	278	368	1,313	91	2,050	
Davis, Robert Eric	10,461	800	56	113	969	213	282	1,313	91	1,899	
Dixon, William Ray	7,086	542	56	77	675	145	191	1,313	91	1,740	
Durham, Rick J	31,093	2,379	56	192	2,627	634	840	1,313	91	2,878	
Edwards, Cary Glenn	12,685	970	56	137	1,163	259	343	1,313	91	2,006	
English, Alan Randall	8,417	644	56	91	791	172	227	1,313	91	1,803	
Estes, Christopher Larry	4,096	313	33	44	390	84	111	1,313	91	1,599	
Forbes, David D	6,138	470	49	66	585	125	166	1,313	91	1,695	
Gonzalez, Nixon Mizraim	8,299	635	56	90	781	169	224	1,313	91	1,797	
Graham, Michael Christophor	9,580	733	56	103	892	195	259	1,313	91	1,858	
Grinstead, Beverly Brown	7,650	585	56	83	724	156	207	1,313	91	1,767	
Harrell, Stephen B.	12,956	991	56	140	1,187	264	350	1,313	91	2,018	
Haver, Mark R	13,191	1,009	56	142	1,207	269	356	1,313	91	2,029	
Henry, Larry Darnell	9,819	751	56	106	913	200	265	1,313	91	1,869	
Higley, James T	23,581	1,804	56	192	2,052	481	637	1,313	91	2,522	
Hoffer, Randy Ray	13,389	1,024	56	145	1,225	273	362	1,313	91	2,039	
Hughes, David H	9,355	716	56	101	873	191	253	1,313	91	1,848	

WATER SERVICE CORPORATION
 SE 50 - Operator Salary Detail
 Distribution of Direct
 Salaries and Benefits
 Period Ended 03/31/07

Employee	6019040	4081301	4091050	4091060	6049020	6049070	6049010,11	6049060,65	6049066,67	6049080,90	Total Benefits
	Salary	FICA	FUTA	SUTA	Total Payroll Tax	Pension	401K	Health Insurance	Other Benefits		
Hurt, James Allen	6,482	496	52	70	618	132	175	1,313	91	1,711	
James, Robert Adam	9,307	712	56	101	869	190	251	1,313	91	1,845	
Johansen, John E	10,730	821	56	116	993	219	290	1,313	91	1,913	
Keosling, Jerry A	6,337	485	51	68	604	129	171	1,313	91	1,704	
Knopf Jr., Kenneth Wayne	7,760	594	56	84	734	158	210	1,313	91	1,772	
Konsul, Anthony J.	14,482	1,108	56	156	1,320	295	391	1,313	91	2,050	
Langston, Kenneth L.	7,911	605	56	85	746	161	214	1,313	91	1,779	
Lashua, Martin J	21,444	1,640	56	192	1,888	437	579	1,313	91	2,420	
Lassiter, Danny W	17,500	1,339	56	189	1,584	357	473	1,313	91	2,234	
Leary, Donald W	8,789	672	56	95	823	179	237	1,313	91	1,820	
Lewis, Kenneth David	14,435	1,104	56	156	1,316	294	350	1,313	91	2,088	
Lightle, Richard D	6,952	532	56	75	663	142	188	1,313	91	1,734	
McFallis, Edwin L	12,607	964	56	136	1,156	257	340	1,313	91	2,001	
McGowan, Steven M	10,840	829	56	117	1,002	221	291	1,313	91	1,918	
McIntosh, Grady Evan	7,467	571	56	81	708	152	202	1,313	91	1,758	
Medling, David G	11,146	853	56	120	1,029	227	301	1,313	91	1,932	
Nelon, Randy R	8,322	637	56	90	783	170	225	1,313	91	1,799	
Nix Jr., Joseph Dewey	4,161	318	33	45	396	85	112	1,313	91	1,601	
Norris, Joel F	11,711	896	56	126	1,078	239	316	1,313	91	1,959	
Oliver, Bryon Dean	7,468	571	56	81	708	152	202	1,313	91	1,758	
Orr, Robert Frederick	5,962	455	48	64	568	122	161	1,313	91	1,687	
Peacock II, Gary M	9,143	699	56	99	854	187	247	1,313	91	1,838	
Pearlman, Robert Mark	6,160	471	49	67	587	126	166	1,313	91	1,696	
Peterson Jr, Dwight L.	7,956	609	56	86	751	162	215	1,313	91	1,781	
Peterson, Joshua W	6,626	507	53	72	632	135	179	1,313	91	1,718	
Pritchard, Charles Randall	6,433	492	51	69	613	131	174	1,313	91	1,709	
Pritchard, Scott A	6,255	479	50	68	597	128	169	1,313	91	1,701	
Puckett, Michael Shane	7,860	601	56	85	742	160	212	1,313	91	1,776	
Reece, Ronnie N	7,524	576	56	81	713	153	203	1,313	91	1,760	
Ryniak, David	8,521	652	56	92	800	174	230	1,313	91	1,808	
Scanlon, Martin L.	16,250	1,243	56	176	1,475	332	439	1,313	91	2,175	
Scarboro, Donald Joseph	8,662	663	56	94	813	177	234	1,313	91	1,815	
Stacks, Clifford M	7,454	570	56	81	707	152	201	1,313	91	1,757	
Stovall, Glenn A	2,709	207	22	29	258	55	73	1,313	91	1,532	
Terrell, Brian V	8,808	674	56	95	825	180	238	1,313	91	1,822	
Tippett, Larry Cecil	7,648	585	56	83	724	156	206	1,313	91	1,766	
Tupps, Roger B	9,677	740	56	105	901	197	261	1,313	91	1,862	
Underwood, Gerald L	8,994	688	56	97	841	183	243	1,313	91	1,830	
Vanscoy Jr., William James	6,368	487	51	69	607	130	172	1,313	91	1,706	
Walker, Gordon Scott	10,528	805	56	114	975	215	284	1,313	91	1,903	
Walton, Kerry Gene	13,859	1,060	56	150	1,266	283	374	1,313	91	2,061	
Woody Jr, Rex	13,144	1,005	56	142	1,203	268	355	1,313	91	2,027	
Woody, Rex R.	7,371	564	56	80	700	150	199	1,313	91	1,753	
Woolard, Jeffrey Scott	5,065	387	41	55	482	103	137	1,313	91	1,644	
Young, Richard D	9,138	699	56	99	854	186	247	1,313	91	1,837	
PT Allen, Howard W	3,883	297	31	42	370	0	0	1,313	0	1,405	
Birds, Peter McNeely	21	2	0	0	2	0	1	1,313	91	1,574	
Brown, Randy	3,600	275	29	39	343	73	97	1,313	91	1,405	
PT Edwards, Conly J	3,494	267	28	38	333	0	0	1,313	91	1,574	
Elmore II, Dickie Lee	7,892	604	56	85	745	161	213	1,313	91	1,778	
Farmer, Bartlett Ted	6,597	505	53	71	629	135	178	1,313	91	1,717	
Ford, Kelly Steven	8,139	623	56	88	767	166	220	1,313	91	1,790	
Gatewood, George Richard	5,476	419	44	59	522	112	148	1,313	91	1,664	
Graham, Joshua J.	7,766	594	56	84	734	158	210	1,313	91	1,772	
Grogin, Stuart A	7,471	572	56	81	709	152	202	1,313	91	1,758	
Gurley, Cooper Van	9,363	716	56	101	873	191	253	1,313	91	1,848	
PT Hall, Richard Leroy	4,346	332	35	47	414	0	0	1,313	0	1,405	
Henry, Scott A	6,145	470	49	66	586	125	166	1,313	91	1,695	
Hough II, Arthur Lee	10,732	821	56	116	993	219	290	1,313	91	1,913	
PT Murphy, Phillip K	6,940	531	56	75	661	0	0	1,313	0	1,405	
Salter, Gregory M	6,892	527	55	74	657	141	186	1,313	91	1,731	
Tesch, Jim R	11,791	902	56	127	1,085	241	318	1,313	91	1,963	
Armentrout, Mary Frances	10,000	765	56	108	929	204	270	1,313	91	1,878	
Daniel, Carl	39,719	3,038	56	192	3,286	810	1,072	1,313	91	3,286	
Gannon, Jublia B	18,750	1,434	56	192	1,682	383	506	1,313	91	2,293	
Stanis, Veronica Marie	12,528	958	56	135	1,149	256	338	1,313	91	1,998	
OTHER	35,757	(45)	(70)	176	61	0	0	1,313	91	1,998	
Total North Carolina	950,426	69,923	4,923	9,562	84,406	18,274	24,197	119,483	8,281	170,235	

WATER SERVICE CORPORATION
 SE 50 - Operator Salary Detail
 Distribution of Direct
 Salaries And Benefits
 Period Ended 03/31/07

Employee	6019040	4081201	4091050	4091060	Total Payroll Tax	6049020 Pension	6049070 401K	6049010,11 6049012,15 6049050,55 Health Insurance	6049030,40 6049060,65 6049066,67 6049080,90 Other Benefits	Total Benefits
NEVADA	0	0	(0)	(0)						
Allred, Ryan Nathaniel	7,776	595	56	93	744	159	210	1,313	91	1,773
Colwell Jr., Richard G	15,750	1,205	56	189	1,450	321	425	1,313	91	2,150
Dorlack, Daniel J	22,000	1,683	56	254	2,003	449	594	1,313	91	2,447
Gomez, Gabriel	20,750	1,587	56	249	1,892	423	560	1,313	91	2,387
Johnson, Michael C	8,573	656	56	103	815	175	231	1,313	91	1,810
Kolda, Ryan A.	6,482	496	52	78	626	132	175	1,313	91	1,711
Lano, Sherrie L	8,320	636	56	100	792	170	225	1,313	91	1,799
Lewis, Darrin R	9,040	692	56	108	856	184	244	1,313	91	1,832
Naross, Haynard A	13,960	1,068	56	188	1,292	285	377	1,313	91	1,832
Martorano, Anchoy Vincent	8,720	667	56	105	828	178	235	1,313	91	2,066
Nunez, Jose Guillermo	14,219	1,092	56	171	1,319	291	386	1,313	91	1,817
Pasternak, Inessa	4,050	310	32	49	391	83	109	1,313	91	2,081
Richardson, James Francis	8,443	646	56	101	904	172	228	1,313	91	1,596
Riding, Jeffrey Scott	9,586	733	56	115	803	196	259	1,313	91	1,804
Rohus, Marc A	8,967	686	56	108	850	183	242	1,313	91	1,859
Ruiz, Jorge Andrade	17,121	1,310	56	205	1,571	349	462	1,313	91	1,829
Van Dyke, Albert Robert	13,677	1,046	56	164	1,266	279	369	1,313	91	2,215
Windholz, Mark	12,394	948	56	149	1,153	253	335	1,313	91	2,052
Allison, Ryan T	5,432	416	43	65	525	111	147	1,313	91	1,992
Anesin, Debra Ann	576	44	5	7	56	12	16	1,313	91	1,662
Frieze, Robert Lee	9,487	726	56	114	896	194	256	1,313	91	1,432
Kay III, James C.	5,388	412	43	65	520	110	145	1,313	91	1,894
Leniz, Inaki	2,592	198	21	31	250	53	70	1,313	91	1,659
Taylor, Colter Theron	232	18	2	3	23	5	6	1,313	91	1,527
Tyler, Linda Lou	12,638	967	56	152	1,175	258	341	1,313	91	1,435
Vanpool, David Orion	3,599	275	29	43	347	73	97	1,313	91	2,003
MAROTTA, Tacia Lynn	9,588	733	56	115	904	196	259	1,313	91	1,574
BURRIS, Paul D	37,519	2,870	56	288	3,214	765	1,013	1,313	91	1,859
Goldsmith, Lawrence Dale	18,500	1,415	56	222	1,693	377	500	1,313	91	3,182
WARR, Wendy S	16,250	1,243	56	195	1,494	332	439	1,313	91	2,281
OTHER	(983)	(487)	(102)	(98)	(687)	0	0	0	0	2,175
Total Nevada	330,707	24,886	1,357	3,720	29,963	6,768	8,955	39,390	2,730	57,843
SOUTH CAROLINA	(0)	0	0	(0)						
Belcastro, Joseph C	6,651	509	53	110	672	136	180	1,313	91	1,720
Bethel, Kim S	7,634	584	56	116	756	156	206	1,313	91	1,766
Bodie Sr., John Larry	13,692	1,047	56	116	1,219	279	370	1,313	91	2,053
Borow, Timothy M.	9,041	692	56	116	864	184	244	1,313	91	1,832
Bowen, Von M	10,059	770	56	116	942	205	272	1,313	91	1,881
Boylston, Kenneth L	9,748	746	58	116	918	199	263	1,313	91	1,866
Brazell, Derrick William	7,708	590	56	116	762	157	208	1,313	91	1,769
Carnish, Larry W	14,154	1,083	56	116	1,255	289	382	1,313	91	2,075
Chitwood, Larry Alton	10,775	824	56	116	996	220	291	1,313	91	1,915
Cook, Ralph H	12,321	943	56	116	1,115	251	333	1,313	91	1,988
Davis, Miguel B	10,022	767	56	116	939	204	271	1,313	91	1,879
De La Torre, Maurice A.	11,969	916	56	116	1,088	244	323	1,313	91	1,971
Driggers, Marvin Henry	10,489	802	56	116	974	214	283	1,313	91	1,901
Elkins, Harry Benjamin	9,021	690	56	116	862	184	244	1,313	91	1,832
Ellinger, Bright Anthony	11,866	908	56	116	1,080	242	320	1,313	91	1,966
Forrest Jr., David Lee	7,474	572	56	116	744	152	202	1,313	91	1,758
Gilroy, Robert H	14,085	1,078	56	116	1,250	287	380	1,313	91	2,071
Gordon, Lewis Wayne	8,189	642	56	116	814	171	226	1,313	91	1,801
Gunter III, Charlie P.	9,542	730	56	116	902	195	258	1,313	91	1,857
Haas, Bruce T	26,206	2,005	56	116	2,177	535	708	1,313	91	2,647
Hinson, Richard F	13,143	1,005	56	116	1,177	268	355	1,313	91	2,027
Kyzer Jr., Ray S.	7,888	603	56	116	775	161	213	1,313	91	1,778
Lloyd, W Nolan	9,542	730	56	116	902	195	258	1,313	91	1,857
McKnight, Edwin R	7,762	594	56	116	766	158	210	1,313	91	1,772
Mitchell, Malcolm Aubrey	15,500	1,186	56	116	1,358	316	419	1,313	91	2,139
Nix, Thomas Elliott	15,450	1,182	56	116	1,354	315	417	1,313	91	2,136
Owens, Jason Brian	7,197	551	56	116	723	147	194	1,313	91	1,745
Plummer, George Randall	13,774	1,054	56	116	1,226	281	372	1,313	91	2,057
Porter, William Douglas	8,899	681	56	116	853	182	240	1,313	91	1,826

WATER SERVICE CORPORATION
 SE 50 - Operator Salary Detail
 Distribution of Direct
 Salaries and Benefits
 Period Ended 03/31/07

Employee	6019040	4081201	4091050	4091060	Total Payroll Tax	6049020	6049070	6049010,11 6049012,15 6049050,55 Health Insurance	6049030,40 6049060,65 6049066,67 6049080,90 Other Benefits	Total Benefits
	Salary	FICA	FUTA	SUTA		Pension	401K			
Reeder, Dana Larue	15,098	1,155	56	116	1,327	308	408	1,313	91	2,120
Roberts, James D	12,945	990	56	116	1,162	264	350	1,313	91	2,018
Scott, Robert C.	7,296	558	56	116	730	149	197	1,313	91	1,750
Taylor, Michael O Neal	11,890	910	56	116	1,082	243	321	1,313	91	1,968
Trout, Bradley Leon	8,289	634	56	116	806	169	224	1,313	91	1,797
Whitt, Stephen R	8,412	643	56	116	815	172	227	1,313	91	1,803
Wright, Benjamin D	6,337	485	51	105	640	129	171	1,313	91	1,704
Zeise, Michael Peter	11,013	843	56	116	1,015	225	297	1,313	91	1,926
PT Brown, James C	2,211	169	18	36	223	0	0	0	0	0
PT Davis, Earl Jimmy	1,178	90	9	19	119	0	0	0	0	0
PT Franklin, Phillip L	5,158	395	41	85	521	0	0	0	0	0
Jackson, Robert B	7,149	547	56	116	719	146	193	1,313	91	1,743
Perry, Jeffrey L	3,094	237	25	51	313	63	84	1,313	91	1,551
Wright, John Russell	9,302	712	56	116	884	190	251	1,313	91	1,845
OTHER	26,291	1,212	70	863	2,145	0	0	0	0	0
Total South Carolina	455,665	34,064	2,339	5,543	41,946	8,585	11,365	52,520	3,640	76,110
NEW JERSEY	0	(0)	0	(0)	0	0	0	0	0	0
See Pennsylvania	0	0	0	0	0	0	0	0	0	0
OTHER	0	0	0	0	0	0	0	0	0	0
Total New Jersey	0	0	0	0	0	0	0	0	0	0
VIRGINIA	0	0	0	0	0	0	0	0	0	0
Berry, Jeremy Aaron	8,289	634	56	14	704	169	224	1,313	91	1,797
Hough, Larry Paul	10,390	795	56	14	865	212	281	1,313	91	1,897
Mitchell Jr., Dennis Allen	9,534	729	56	14	799	194	257	1,313	91	1,855
Puffenbarger Jr., James B	8,662	663	56	14	733	177	234	1,313	91	1,815
Sampson, Keith Franklin	10,704	819	56	14	889	218	289	1,313	91	1,911
Sharp, Tony Linden	20,650	1,580	56	14	1,650	421	558	1,313	91	2,383
Smiley, Donald Eugene	9,965	762	56	14	832	203	269	1,313	91	1,876
Whorley, Davie Mark	7,500	574	56	13	643	153	203	1,313	91	1,760
Sorrell, Craig B	9,301	712	56	14	782	190	251	1,313	91	1,845
OTHER	10,099	428	5	38	471	0	0	0	0	0
Total Virginia	105,093	7,696	509	160	8,365	1,937	2,566	11,817	819	17,139
OHIO	0	0	(0)	0	0	0	0	0	0	0
No employees	0	0	0	0	0	0	0	0	0	0
OTHER	0	0	0	0	0	0	0	0	0	0
Total Ohio	0	0	0	0	0	0	0	0	0	0
INDIANA	0	0	0	0	0	0	0	0	0	0
Alexander, Charles Lee	12,058	922	56	189	1,167	246	326	1,313	91	1,976
Fox, Anthony R	11,520	881	56	189	1,126	235	311	1,313	91	1,950
Hein, Mark Wayne	10,994	841	56	189	1,086	224	297	1,313	91	1,925
Luna, William T	6,276	480	50	169	700	128	169	1,313	91	1,701
Montgomery, Christopher K	18,590	1,422	56	189	1,657	379	502	1,313	91	2,285
Schroeder, Raymond J	8,833	676	56	189	921	180	238	1,313	91	1,822
Wright III, James R	10,258	785	56	189	1,030	209	277	1,313	91	1,890
Kamaski, Mark Anton	8,185	626	56	189	871	167	221	1,313	91	1,792
OTHER	2,622	(48)	(21)	(120)	(189)	0	0	0	0	0
Total Indiana	89,334	6,585	421	1,372	8,379	1,768	2,341	10,504	728	15,341
PENNSYLVANIA	0	0	(0)	(0)	0	0	0	0	0	0
Brost, Peter A.	9,997	765	56	460	1,281	204	270	1,313	91	1,878
Bruce, Glenn Robert	11,596	897	56	460	1,403	237	313	1,313	91	1,954
Lewis Jr., Richard A	10,294	787	56	460	1,303	210	278	1,313	91	1,892
Madison Jr, Charles P	15,070	1,153	56	460	1,669	307	407	1,313	91	2,118
Travaglini, Timothy J.	9,490	723	56	460	1,239	193	255	1,313	91	1,852
Umphrey, Daniel Lewis	9,896	737	56	460	1,273	202	267	1,313	91	1,873
Vanwhy, Kenneth J	8,902	681	56	460	1,197	182	240	1,313	91	1,826
PT Clowney, David Lee	5,576	427	45	320	792	0	0	0	0	0
OTHER	5,442	170	0	23	193	0	0	0	0	0
Total Pennsylvania	86,222	6,350	437	3,561	10,348	1,535	2,030	9,191	637	13,393

WATER SERVICE CORPORATION
 SE 30 - Operator Salary Detail
 Distribution of Direct
 Salaries and Benefits
 Period Ended 03/31/07

Employee	6019040	4081201	4091050	4091060	Total Payroll Tax	6049020	6049070	6049010,11 6049012,15 6049050,55 Health Insurance	6049030,40 6049060,65 6049066,67 6049080,90 Other Benefits	Total Benefits
	Salary	FICA	FUTA	SUTA		Pension	401K			
ILLINOIS	0	0	0	0						
Bishop Jr, Robert Dean	13,949	1,067	56	460	1,583	285	377	1,313	91	2,066
Brant, Tim J	13,946	1,067	56	460	1,583	285	377	1,313	91	2,066
Cloud, Dennis S	12,804	980	56	460	1,496	261	346	1,313	91	2,011
Conard, William C	13,031	997	56	460	1,513	266	352	1,313	91	2,022
Grosvenor, Loren G.	9,668	740	56	387	1,183	197	261	1,313	91	1,862
Kuhfuss, Mark W	12,692	971	56	460	1,487	259	343	1,313	91	2,006
Lecroy, Gregg Rich	808	62	6	32	101	16	22	1,313	91	1,442
Menard, Mark C	11,416	875	56	457	1,388	233	309	1,313	91	1,946
Miller Jr, Michael A	17,681	1,353	56	460	1,869	361	477	1,313	91	2,242
Schoenhard, Jon H	10,561	808	56	422	1,286	215	285	1,313	91	1,904
Schulte, Jeffrey C	11,118	851	56	445	1,352	227	300	1,313	91	1,931
Steele, Frank Wayne	9,491	726	56	380	1,162	194	256	1,313	91	1,854
Tapella, Thomas Anthony	6,405	490	51	256	797	131	173	1,313	91	1,708
Wilson, Sean P	10,396	795	56	416	1,267	212	281	1,313	91	1,897
PT Brant, Nathan Andrew	1,645	126	13	66	205	0	0	0	0	0
Leffelman, Louis R	16,250	1,243	56	460	1,759	332	439	1,313	91	2,175
Lohse, Hannah Elizabeth	8,058	616	56	322	994	164	218	1,313	91	1,786
OTHER	15,549	325	12	803	1,140	0	0	0	0	0
Total Illinois	185,489	14,092	867	7,206	22,165	3,638	4,816	21,808	1,456	30,918
BIO-TECH	0	(0)	(0)	0						
(Bio-Tech North Carolina)										
Oaks, Patsy Sisk	8,000	612	56	86	754	163	216	1,313	91	1,783
Ferriell, Christopher Thomnc term	720	55	6	8	69	15	19	1,313	91	1,438
(Bio-Tech South Carolina)										
Burns, Patsy R	3,556	272	28	59	359	73	96	1,313	91	1,573
Clary, Jean Constance	8,284	634	56	116	906	169	224	1,313	91	1,797
Holley, Rachel Jean	7,446	570	56	116	742	152	201	1,313	91	1,757
June, Melissa Renee	6,529	499	52	108	659	133	176	1,313	91	1,713
Upchurch, Brian Edward	4,668	357	37	77	471	95	126	1,313	91	1,625
(Bio-Tech North Carolina)										
Allen, Skywater William	3,573	273	29	39	340	73	96	1,313	91	1,573
Britt, Jarrod T	6,659	509	53	72	634	136	180	1,313	91	1,720
Crowder, Donnie J	4,446	340	36	48	424	91	120	1,313	91	1,615
Friel Jr., Steven M.	5,833	446	47	63	556	119	157	1,313	91	1,690
Horton, Keith F	12,188	932	56	132	1,120	249	329	1,313	91	1,982
Lassiter Jr., Joseph Lloydnc	10,452	800	56	113	969	213	282	1,313	91	1,899
Oaks, Dayton Wesley	15,535	1,188	56	168	1,412	317	419	1,313	91	2,140
Oaks, Ronald Thomas	10,000	765	56	108	929	204	270	1,313	91	1,878
Ortiz Miranda, Fernando L	10,278	786	56	111	953	210	277	1,313	91	1,891
Perez, Ponce	14,784	1,131	56	160	1,347	302	399	1,313	91	2,105
Sims, James Oscar	8,294	634	56	90	780	169	224	1,313	91	1,797
Smalls I, Chappelle Morrisnc	9,819	751	56	106	913	200	265	1,313	91	1,869
Upton, Aaron D	10,077	771	56	109	936	206	272	1,313	91	1,882
Mason, Steve A	3,584	274	29	39	341	73	97	1,313	91	1,574
Wilson, Kevin Dewayne	6,779	519	54	73	646	138	183	1,313	91	1,725
(Bio-Tech South Carolina)										
Accardo, Aaron Michael	15,000	1,148	56	116	1,320	306	405	1,313	91	2,115
Baker, Allen B	14,083	1,077	56	116	1,249	287	380	1,313	91	2,071
Carothers, David L	7,359	563	56	116	735	150	199	1,313	91	1,753
Epps, Toni	8,889	680	56	116	852	181	240	1,313	91	1,825
Fondo, Daniel Kenga	6,699	512	54	111	676	137	181	1,313	91	1,722
Foster, Bryan D	12,189	932	56	116	1,104	249	329	1,313	91	1,982
Henderson II, Mark W.	3,296	252	26	54	333	67	89	1,313	91	1,560
Hoffman, Michael Burdette	6,462	494	52	107	652	132	174	1,313	91	1,710
Holley, Jeffrey Nicholas	11,126	851	56	116	1,023	227	300	1,313	91	1,931
Hutto, Eric M	9,725	744	56	116	916	198	263	1,313	91	1,865
June, Stuart L	9,619	736	56	116	908	196	260	1,313	91	1,860
Knox, Larry L	9,266	709	56	116	881	189	250	1,313	91	1,843
Miller, Donald R	6,894	527	55	114	696	141	186	1,313	91	1,731
Pigage, James	10,638	814	56	116	986	217	287	1,313	91	1,908
Rhoden, Kenneth	6,014	460	48	99	607	123	162	1,313	91	1,689

WATER SERVICE CORPORATION
 SE 50 - Operator Salary Detail
 Distribution of Direct
 Salaries and Benefits
 Period Ended 03/31/07

Employee	6019040	4081201	4091050	4091060	Total Payroll Tax	6049020	6049070	6049010,11 6049012,15 6049050,55	6049030,40 6049060,65 6049066,67 6049080,90	Total Benefits
	Salary	FICA	FUTA	SUTA		Pension	401K	Health Insurance	Other Benefits	
Stoudermire, Levi	9,534	729	56	116	901	194	257	1,313	91	1,855
Tanner, John W.	6,705	513	54	111	677	137	181	1,313	91	1,722
Thomas Jr, Johnnie Lee	5,484	420	44	90	554	112	148	1,313	91	1,664
Thompson, Bryan T	7,775	595	56	116	767	159	210	1,313	91	1,773
Thornton, Corey Wayne	9,182	702	56	116	874	187	248	1,313	91	1,839
Tolbert, Michael A	7,441	569	56	116	741	152	201	1,313	91	1,757
Upchurch, Brian Edward	4,433	339	35	73	448	90	120	1,313	91	1,614
Villegas, Reymundo	8,211	628	56	116	800	167	222	1,313	91	1,793
Washington, Nathaniel	9,220	705	56	116	877	188	249	1,313	91	1,841
White, David Allen	11,731	897	56	116	1,069	239	317	1,313	91	1,960
Allen, Randolph A TERM	9,480	725	56	116	897	193	256	1,313	91	1,853
Bessler, James W TERM	8,125	622	56	116	794	166	219	1,313	91	1,789
Conroy II, William Jenning TERM	4,966	380	40	82	502	101	134	1,313	91	1,639
Dixon, Richard Lee TERM	3,776	289	30	62	381	77	102	1,313	91	1,583
Gregory, Timothy M TERM	10,448	769	56	116	941	205	271	1,313	91	1,880
Kinder, Donald Benedict TERM	11,217	858	56	116	1,030	229	303	1,313	91	1,936
McKenzie, Kirt TERM	2,524	193	20	42	255	51	68	1,313	91	1,523
Shelton, Darryl Madison TERM	7,663	586	56	116	758	156	207	1,313	91	1,767
Shelton, Kerry Raimund TERM	2,055	157	16	34	207	42	55	1,313	91	1,501
Sly, Nicholas Anthony TERM	9,877	756	56	116	928	201	267	1,313	91	1,872
Spares, James Robert TERM	0	0	0	0	0	0	0	1,313	91	1,404
Waldrop Jr., Max Lee TERM	23,059	1,764	56	116	1,936	470	623	1,313	91	2,497
OTHER	48,477	2,417	128	(623)	1,922	0	0	0	0	0
Total Bio-Tech	529,741	39,230	2,989	5,125	47,344	9,816	12,991	77,467	5,369	105,643
	0	(0)	(0)	0						
ARIZONA										
Fields, Debra Sue	13,495	1,032	56	46	1,134	275	364	1,313	91	2,043
Kirklin, Charles Glenn	9,626	736	56	46	838	196	260	1,313	91	1,860
Meister, Jack Briton	11,432	875	56	46	977	233	309	1,313	91	1,946
Ruiz, Ramon E.	8,789	672	56	46	774	179	237	1,313	91	1,820
Tomlinson, Tom Carl	8,223	629	56	46	731	168	222	1,313	91	1,794
OTHER	3,292	127	4	5	136	0	0	0	0	0
Total Arizona	54,856	4,071	284	236	4,591	1,051	1,392	6,565	455	9,463
	0	0	0	0						
KENTUCKY										
Bolt, Gregory C	7,472	572	56	202	830	152	202	1,313	91	1,758
Fields, Woodrow A	7,697	589	56	208	853	157	208	1,313	91	1,769
Heck, Travis Nathaniel	6,560	502	52	177	732	134	177	1,313	91	1,715
Johnson, Harvey Harlan	7,606	582	56	205	843	155	205	1,313	91	1,764
Leonard, James Ronald	13,926	1,065	56	216	1,337	284	376	1,313	91	2,064
Mills, Wendell Gary	9,091	695	56	216	967	185	245	1,313	91	1,834
Onkst, James H	6,473	495	52	175	722	132	175	1,313	91	1,711
Partin, Michael W	6,988	535	56	189	780	143	189	1,313	91	1,736
Pickard, Michael Anthony	9,918	759	56	216	1,031	202	268	1,313	91	1,874
Russell, R. Dale	10,131	775	56	216	1,047	207	274	1,313	91	1,885
Turner, John R	7,497	574	56	202	832	153	202	1,313	91	1,759
OTHER	5,882	113	2	90	205	0	0	0	0	0
Total Kentucky	95,241	7,256	610	2,312	10,178	1,904	2,521	14,443	1,001	19,869
	0	0	0	0						
Grand Total	4,218,708	115,448	21,676	51,898	391,022	80,582	106,668	531,765	16,764	755,779

WATER SERVICE CORPORATION
 SE 50 - Operator Salary
 Distribution of Direct
 Salaries and Benefits
 Period Ended 03/31/07

Employee	Total	Mgmt to SE Region	41-0212 Colchester	42-0205 Greenridge Utilities	43-0210 Provinces	44-0215 Maryland Wtr Serv	47-0225 Mass- anutton	52-0250 UI of Penn	51-0251 Westgate	53-0255 Penn Estates
Customer Equivalents		31,207	169	929	1,507	1,092	3,637	2,159	746	2,551
Maryland										
Haggerty, Randy L	1,092									
Hartline, Douglas V.	169					1,092				
Mason, Rick	13,722		169							
McConnell, Walter George	2,436			929	1,507	1,092	3,637	2,159	746	2,551
Walker, Robert Antonia	1,092			929	1,507					
Whitson, Richard Edward	169					1,092				
Wozniak, Bill H	2,605		169							
Bennett, Alvin H.	169	TERM		929	1,507					
Malbrough, Curtis P.	2,436	TERM								
OTHER	1,507			929	1,507					
					1,507					
North Carolina										
Alexander, Richard W.	30,135									
Andrews, William E.	2,820									
Ardrey, Kevin V	30,135									
Baldwin, Eddie Ray	12,795									
Bibb, Steven T.	30,135									
Bliven, David W	30,135									
Bost, Timothy Dale	2,244									
Brigman, David L	8,969									
Cook, Tina R	2,820									
Cooke, Jeffrey Jones	389									
Corn Jr, Douglas M	2,317									
Cornett, Shaun M	2,317									
Cunningham, Sonny G	30,135									
Davis, Robert Eric	30,135									
Dixon, William Ray	401									
Durham, Rick J	30,135									
Edwards, Cary Glenn	2,820									
English, Alan Randall	3,921									
Estes, Christopher Larry	2,761									
Forbes, David D	30,135									
Gonzalez, Nixon Mizraim	30,135									
Graham, Michael Christophe	30,135									
Grinstead, Beverly Brown	30,135									
Harrell, Stephen B.	8,473									
Haver, Mark R	6,299									
Henry, Larry Darnell	30,135									
Hightley, James T	17,802		169	929	1,507	1,092	3,637	2,159	746	2,551
Hoffer, Randy Pay	5,561									
Hughes, David H	1,797									
Hurt, James Allen	30,135									
James, Robert Adam	30,135									
Johansen, John E	30,135									
Keasling, Jerry A	30,135									
Knopf Jr., Kenneth Wayne	30,135									
Konsul, Anthony J.	30,135									
Langston, Kenneth L.	2,505									
Lashua, Martin J	16,462									
Lossiter, Danny W	20,843									
Loary, Donald W	2,217									
Lewis, Kenneth David	2,761									
Lightle, Richard D	2,317									
McFalls, Edwin L	2,761									
McGowan, Steven H	1,797									
McIntosh, Grady Evan	30,135									
Nedling, David G	3,185									

WATER SERVICE CORPORATION
 SE 50 - Operator Salary
 Distribution of Direct
 Salaries and Benefits
 Period Ended 03/31/07

Employee	56-0830 Elk River	57-0270 Montague	80-0500 CWS Inc. of NC	83-0800 CWS Systems	86-0900 Carolina Trace	87-0905 Translyv	92-0651 Tenn. Wtr. Serv.	120-0920 North Topsail	121-0925 Carolina Pines	122-0922 Bradfield Farms	123-0923 Nero	160-0160 Wtr Serv Co of KY
Customer Equivalents	335	932	30,135	8,969	2,113	2,072	280	2,820	321	1,610	188	4,080
Maryland												
Haggerty, Randy L												
Hartline, Douglas V.												
Mason, Rick		932										
McConnell, Walter George												
Walker, Robert Antonia												
Whitson, Richard Edward												
Wozniak, Bill H												
Bennett, Alvin N.	TERM											
Halbrough, Curtis P.	TERM											
OTHER												
North Carolina												
Alexander, Richard W.			30,135									
Andrews, William E.								2,820				
Ardrey, Kevin V			30,135									
Baldwin, Eddie Ray			6,321	3,333								
Bibb, Steven T.			30,135					2,820	321			
Bliven, David W			30,135									
Bost, Timothy Dale			634									
Brigman, David L				8,969						1,610		
Cook, Tina R								2,820				
Cooke, Jeffrey Jones			27	174								
Corn Jr, Douglas M			245								188	
Cornett, Shaun M			245			2,072						
Cunningham, Sonny G			30,135			2,072						
Davis, Robert Eric			30,135									
Dixon, William Ray			280	121								
Durham, Rick J			30,135									
Edwards, Cary Glenn												
English, Alan Randall	335		3,586					2,820				
Estes, Christopher Larry			141	2,340								
Forbes, David D			30,135				280					
Gonzalez, Nixon Mizraim			30,135									
Graham, Michael Christophe			30,135									
Grinstead, Beverly Brown			30,135									
Harrell, Stephen B.			4,297	1,875	2,113							
Haver, Mark R			4,689									
Henry, Larry Darnell			30,135								188	
Highley, James T		932								1,610		
Hoffer, Randy Ray			2,741									
Hughes, David M			1,502	295				2,820				4,080
Hurt, James Allen			30,135									
James, Robert Adam			30,135									
Johansen, John E			30,135									
Keasling, Jerry A			30,135									
Knopf Jr., Kenneth Wayne			30,135									
Konsul, Anthony J.			30,135									
Langston, Kenneth L.			1,179	1,326								
Lashua, Martin J			14,792	1,390								
Lassiter, Danny W			10,455	4,946								
Leary, Donald W			1,033	1,184	2,113			2,820	321			188
Lewis, Kenneth David			141	2,340								
Lightle, Richard D			245									
McFalls, Edwin L			141	2,340		2,072						
McGowan, Steven M			1,502	295			280					
McIntosh, Grady Evan			30,135									
Medling, David G			1,113			2,072						

WATER SERVICE CORPORATION
 SE 50 - Operator Salary
 Distribution of Direct
 Salaries and Benefits
 Period Ended 03/31/07

Employee	Total	Mgmt to SE Region	41-0212 Colchester	42-0205 Greenridge Utilities	43-0210 Provinces	44-0215 Maryland Wtr Serv	47-0225 Mass- anetten	52-0250 UI of Penn	51-0251 Westgate	53-0255 Penn Estates
Nelson, Randy R	1,501									
Nix Jr., Joseph Dewey	30,135									
Norris, Joel F	30,135									
Oliver, Bryon Dean	30,135									
Orr, Robert Frederick	3,318									
Peacock II, Gary M	1,501									
Pearlman, Robert Mark	2,893									
Peterson Jr, Dwight L.	2,820									
Peterson, Joshua W	30,135									
Pritchard, Charles Randall	30,135									
Pritchard, Scott A	30,135									
Puckett, Michael Shane	30,135									
Reece, Ronnie N	3,921									
Ryniak, David	2,511									
Scanlon, Martin L.	30,135									
Scarboro, Donald Joseph	2,341									
Seacks, Clifford M	30,135									
Scovall, Glenn A	30,135									
Terrell, Brian V	30,135									
Tippet, Larry Cecil	2,820									
Tupps, Roger B	30,135									
Underwood, Gerald L	30,135									
Vancey Jr., William James	2,893									
Walker, Gordon Scott	30,135									
Walton, Kerry Gene	7,011									
Woody Jr, Rex	6,130									
Woody, Rex R.	30,135									
Woolard, Jeffrey Scott	30,135									
Young, Richard D	2,359									
PT Allen, Howard W	30,135									
Birds, Peter McNeely	TERM 2,761									
Brown, Randy	TERM 30,135									
PT Edwards, Conly J	3,921									
Elmore II, Dickie Lee	TERM 30,135									
Farmer, Bartlett Ted	TERM 30,135									
Ford, Kelly Steven	TERM 30,135									
Gatewood, George Richard	TERM 30,135									
Graham, Joshua J.	TERM 30,135									
Grogin, Stuart A	TERM 30,135									
Gurley, Cooper Van	TERM 30,135									
PT Hall, Richard Leroy	30,135									
Henry, Scott A	TERM 2,761									
Hough II, Arthur Lee	TERM 8,969									
PT Murphy, Phillip K	30,135									
Salter, Gregory M	TERM 30,135									
Tusch, Jim R	TERM 30,135									
Armentrout, Mary Frances	99,852	33,207	169	929	1,507	1,092	3,637	2,159	746	2,551
Daniel, Carl	99,852	33,207	169	929	1,507	1,092	3,637	2,159	746	2,551
Gannon, Jublia B	99,852	33,207	169	929	1,507	1,092	3,637	2,159	746	2,551
Stanis, Verónica Marie	99,852	33,207	169	929	1,507	1,092	3,637	2,159	746	2,551
OTHER	30,135									

WATER SERVICE CORPORATION
 SE 50 - Operator Salary
 Distribution of Direct
 Salaries and Benefits
 Period Ended 03/31/07

Employee	56-0830 Elk River	57-0270 Montague	80-0500 CMS Inc. of NC	83-0500 CMS Systems	86-0900 Carolina Trace	87-0905 Transylv	92-0651 Tenn. Wtr. Serv.	120-0920 North Topsail	121-0925 Carolina Pines	122-0922 Bradfield Farms	123-0923 Noro	160-0160 Ntr Serv Co of KY
Nelson, Randy R			111									
Nix Jr., Joseph Dewey			30,135	1,390								
Norris, Joel F			30,135									
Oliver, Bryon Dean			30,135									
Orr, Robert Frederick			1,205									
Peacock II, Gary M			111		2,113							
Pearlman, Robert Mark			1,419	1,390								
Peterson Jr, Dwight L.				1,286								
Peterson, Joshua W			30,135					2,820			188	
Pritchard, Charles Randall			30,135									
Pritchard, Scott A			30,135									
Puckett, Michael Shane			30,135									
Reece, Ronnie W	335		3,586									
Ryniak, David			1,110	1,401								
Scanlon, Martin L.			30,135									
Scarboro, Donald Joseph			228		2,113							
Stacks, Clifford M			30,135									
Stovall, Glenn A			30,135									
Terrell, Brian V			30,135									
Tippett, Larry Cecil								2,820				
Tupps, Roger B			30,135									
Underwood, Gerald L			30,135									
Vanscoy Jr., William James			1,419	1,286								
Walker, Gordon Scott			30,135								188	
Walton, Kerry Gene				1,861	2,113							
Woody Jr, Rex	335		4,405	1,390							188	
Woody, Rex R.			30,135									
Woolard, Jeffrey Scott			30,135									
Young, Richard D	335		2,024									
PT Allen, Howard W			30,135									
Birds, Peter McNeely			141	2,340			280					
Brown, Randy			30,135									
PT Edwards, Conly J	335		3,586									
Elmore II, Dickie Lee			30,135									
Farmer, Bartlett Ted			30,135									
Ford, Kelly Steven			30,135									
Gatewood, George Richard			30,135									
Graham, Joshua J.			30,135									
Grogan, Stuart A			30,135									
Gurley, Cooper Van			30,135									
PT Hall, Richard Leroy			30,135									
Henry, Scott A			141	2,340			280					
Hough II, Arthur Lee				8,969								
PT Murphy, Phillip K			30,135									
Salter, Gregory M			30,135									
Tesch, Jim R			30,135									
Armentrout, Mary Frances	335	932	30,135	8,969	2,113	2,072	280	2,820	321	1,610	188	4,080
Daniel, Carl	335	932	30,135	8,969	2,113	2,072	280	2,820	321	1,610	188	4,080
Gannon, Jublia B	335	932	30,135	8,969	2,113	2,072	280	2,820	321	1,610	188	4,080
Stanis, Veronica Marie	335	932	30,135	8,969	2,113	2,072	280	2,820	321	1,610	188	4,080
OTHER			30,135									

WATER SERVICE CORPORATION
 SZ 50 - Operator Salary
 Distribution of Direct
 Salaries and Benefits
 Period Ended 03/31/07

Employee	Total	Mgmt to SE Region	41-0212 Colchester	42-0205 Greenridge Utilities	43-0210 Provinces	44-0215 Maryland Wtr Serv	47-0225 Mass- anetten	52-0250 UI of Penn	51-0251 Westgate	53-0255 Penn Estates
KENTUCKY										
Bolt, Gregory C	4,080									
Fields, Woodrow A	4,080									
Heck, Travis Nathaniel	4,080									
Johnson, Harvey Harlan	4,080									
Leonard, James Ronald	4,080									
Mills, Wendell Gary	4,080									
Onkst, James H	4,080									
Partin, Michael W	4,080									
Pickard, Michael Anthony	4,080									
Russell, R. Dale	4,080									
Turner, John R	4,080									
OTHER	4,080									
New Jersey										
See Pennsylvania	932									
OTHER	932									
Virginia										
Berry, Jeremy Aaron	3,637									
Hough, Larry Paul	3,637						3,637			
Mitchell Jr., Dennis Allen	3,637						3,637			
Puffenbarger Jr., James B	3,637						3,637			
Sampson, Keith Franklin	3,637						3,637			
Sharp, Tony Linden	13,722						3,637			
Smiley, Donald Eugene	3,637		169	929	1,507	1,092	3,637	2,159	746	2,551
Whorley, David Mark	3,637						3,637			
Sorrell, Craig B	169		169				3,637			
OTHER	3,637						3,637			
Pennsylvania										
Brost, Peter A.	3,297									
Bruce, Glenn Robert	2,159									
Lewis Jr., Richard A	3,483							2,159	746	2,551
Madison Jr, Charles P	6,388									
Travaglini, Timothy J.	2,159							2,159	746	2,551
Umphrey, Daniel Lewis	3,297							2,159		
Vanwhy, Kenneth J	3,483								746	2,551
PT Clowney, David Lee	2,551									2,551
OTHER	2,551									2,551

WATER SERVICE CORPORATION
 SE 50 - Operator Salary
 Distribution of Direct
 Salaries and Benefits
 Period Ended 03/31/07

Employee	56-0830 Elk River	57-0270 Montague	80-0500 CWS Inc. of NC	83-0800 CNS Systems	86-0900 Carolina Trace	87-0905 Translv	92-0651 Tenn. Hcr. Serv.	120-0920 North Topsail	121-0925 Carolina Pines	122-0922 Bradfield Farms	123-0923 Nero	160-0160 Wtr Serv Co of KY
KENTUCKY												
Bolt, Gregory C												4,080
Fields, Woodrow A												4,080
Heck, Travis Nathaniel												4,080
Johnson, Harvey Harlan												4,080
Leonard, James Ronald												4,080
Hills, Wendell Gary												4,080
Onkst, James H												4,080
Partin, Michael W												4,080
Pickard, Michael Anthony												4,080
Russell, R. Dale												4,080
Turner, John R												4,080
OTHER												4,080
New Jersey												
See Pennsylvania			932									
OTHER			932									
Virginia												
Berry, Jeremy Aaron												
Hough, Larry Paul												
Mitchell Jr., Dennis Allen												
Puffenberger Jr., James B												
Sampson, Keith Franklin												
Sharp, Tony Linden												
Smiley, Donald Eugene											932	
Nhorley, Davie Mark												
Sorrell, Craig B												TERM
OTHER												
Pennsylvania												
Brost, Peter A.												
Bruce, Glenn Robert												
Lewis Jr., Richard A												932
Madison Jr. Charles P												932
Travaglini, Timothy J.												
Umphrey, Daniel Lewis												
Vanwhy, Kenneth J												932
PT Clowney, David Lee												TERM
OTHER												

WATER SERVICE CORPORATION
 SE 50 - Operator Salary
 Distribution of Direct
 Salaries and Benefits
 Period Ended 03/31/07

Employee	Total	Mgmt to SE Region	41-0212 Colchester	42-0205 Greenridge Utilities	43-0210 Provinces	44-0215 Maryland Ntr Serv	47-0225 Mass- amutten	52-0250 UI of Penn	51-0251 Westgate	53-0255 Penn Estates
Maryland										
Haggerty, Randy L.	7,962	0	0	0	0	7,962	0	0	0	0
Hartline, Douglas V.	13,050	0	13,050	0	0	0	0	0	0	0
Mason, Rick	10,549	0	130	714	1,159	840	2,796	1,660	574	1,961
McConnell, Walter George	12,704	0	0	4,845	7,859	0	0	0	0	0
Walker, Robert Antonio	9,894	0	0	0	0	9,894	0	0	0	0
Whitson, Richard Edward	12,021	0	12,021	0	0	0	0	0	0	0
Wozniak, Bill H	13,740	0	891	4,900	7,949	0	0	0	0	0
Bennett, Alvin N.	8,763	0	8,763	0	0	0	0	0	0	0
Malbrough, Curtis P.	7,643	0	0	2,915	0	0	0	0	0	0
OTHER	7,739	0	0	0	4,728	7,739	0	0	0	0
Total Maryland	104,065	0	34,855	13,374	29,434	18,696	2,796	1,660	574	1,961
North Carolina										
Alexander, Richard N.	9,857	0	0	0	0	0	0	0	0	0
Andrews, William E.	7,109	0	0	0	0	0	0	0	0	0
Ardrey, Kevin V	7,431	0	0	0	0	0	0	0	0	0
Baldwin, Eddie Ray	17,323	0	0	0	0	0	0	0	0	0
Bibb, Steven T.	6,785	0	0	0	0	0	0	0	0	0
Bliven, David W	11,368	0	0	0	0	0	0	0	0	0
Bost, Timothy Dale	7,644	0	0	0	0	0	0	0	0	0
Brigman, David L	7,673	0	0	0	0	0	0	0	0	0
Cook, Tina R	7,002	0	0	0	0	0	0	0	0	0
Cooke, Jeffrey Jones	9,087	0	0	0	0	0	0	0	0	0
Corn Jr, Douglas M	9,248	0	0	0	0	0	0	0	0	0
Cornett, Shaun N	7,215	0	0	0	0	0	0	0	0	0
Cunningham, Sonny G	13,623	0	0	0	0	0	0	0	0	0
Davis, Robert Eric	10,461	0	0	0	0	0	0	0	0	0
Dixon, William Ray	7,086	0	0	0	0	0	0	0	0	0
Durham, Rick J	31,093	0	0	0	0	0	0	0	0	0
Edwards, Cary Glenn	12,685	0	0	0	0	0	0	0	0	0
English, Alan Randall	8,417	0	0	0	0	0	0	0	0	0
Estes, Christopher Larry	4,096	0	0	0	0	0	0	0	0	0
Forbes, David D	6,138	0	0	0	0	0	0	0	0	0
Gonzalez, Nixon Mirraim	8,299	0	0	0	0	0	0	0	0	0
Graham, Michael Christophe	9,580	0	0	0	0	0	0	0	0	0
Grinstead, Beverly Brown	7,650	0	0	0	0	0	0	0	0	0
Harrell, Stephen B.	12,956	0	0	0	0	0	0	0	0	0
Haver, Mark R	13,191	0	0	0	0	0	0	0	0	0
Henry, Larry Darnell	9,819	0	0	0	0	0	0	0	0	0
Highley, James T	23,581	0	224	1,231	1,996	1,446	4,818	2,860	988	3,379
Hoffer, Randy Ray	13,389	0	0	0	0	0	0	0	0	0
Hughes, David H	9,355	0	0	0	0	0	0	0	0	0
Hurt, James Allen	6,482	0	0	0	0	0	0	0	0	0
James, Robert Adam	9,307	0	0	0	0	0	0	0	0	0
Johansen, John E	10,730	0	0	0	0	0	0	0	0	0
Keasling, Jerry A	6,337	0	0	0	0	0	0	0	0	0
Knopf Jr., Kenneth Wayne	7,760	0	0	0	0	0	0	0	0	0
Konsul, Anthony J.	14,482	0	0	0	0	0	0	0	0	0
Langston, Kenneth L.	7,911	0	0	0	0	0	0	0	0	0
Lashua, Martin J	21,444	0	0	0	0	0	0	0	0	0
Lassiter, Danny W	17,500	0	0	0	0	0	0	0	0	0
Leary, Donald W	8,789	0	0	0	0	0	0	0	0	0
Lewis, Kenneth David	14,435	0	0	0	0	0	0	0	0	0
Lightle, Richard D	6,952	0	0	0	0	0	0	0	0	0
McFalls, Edwin L	12,607	0	0	0	0	0	0	0	0	0
McGowan, Steven M	10,840	0	0	0	0	0	0	0	0	0
McIntosh, Grady Evan	7,467	0	0	0	0	0	0	0	0	0
Medling, David G	11,146	0	0	0	0	0	0	0	0	0
Nelson, Randy R	8,322	0	0	0	0	0	0	0	0	0

WATER SERVICE CORPORATION
 SE 50 - Operator Salary
 Distribution of Direct
 Salaries and Benefits
 Period Ended 03/31/07

Employee	56-0830 Elk River	57-0270 Montague	80-0500 CWS Inc. of NC	83-0800 CHS Systems	86-0900 Carolina Tracy	87-0905 Translyv	92-0651 Tenn. Wtr. Serv.	120-0920 North Topsoil	121-0925 Carolina Pines	122-0922 Bradfield Farms	123-0923 Nero	160-0160 Wtr Serv Co of KY
Maryland												
Haggerty, Randy L	0	0	0	0	0	0	0	0	0	0	0	0
Hartline, Douglas V.	0	0	0	0	0	0	0	0	0	0	0	0
Mason, Rick	0	716	0	0	0	0	0	0	0	0	0	0
McConnell, Walter George	0	0	0	0	0	0	0	0	0	0	0	0
Walker, Robert Antonia	0	0	0	0	0	0	0	0	0	0	0	0
Whitson, Richard Edward	0	0	0	0	0	0	0	0	0	0	0	0
Wozniak, Bill H	0	0	0	0	0	0	0	0	0	0	0	0
Bennett, Alvin N.	0	0	0	0	0	0	0	0	0	0	0	0
Malbrough, Curtis P.	0	0	0	0	0	0	0	0	0	0	0	0
OTHER	0	0	0	0	0	0	0	0	0	0	0	0
Total Maryland	0	716	0	0	0	0	0	0	0	0	0	0
North Carolina												
Alexander, Richard W.	0	0	9,857	0	0	0	0	0	0	0	0	0
Andrews, William E.	0	0	0	0	0	0	0	0	0	0	0	0
Ardrey, Kevin V	0	0	7,431	0	0	0	0	7,109	0	0	0	0
Baldwin, Eddie Ray	0	0	8,558	4,513	0	0	0	0	0	0	0	0
Bibb, Steven T.	0	0	6,785	0	0	0	0	3,818	435	0	0	0
Bliven, David W	0	0	11,368	0	0	0	0	0	0	0	0	0
Best, Timothy Dale	0	0	2,160	0	0	0	0	0	0	0	0	0
Brigman, David L	0	0	0	7,573	0	0	0	0	0	5,484	0	0
Cook, Tina R	0	0	0	0	0	0	0	0	0	0	0	0
Cooke, Jeffrey Jones	0	0	631	4,065	0	0	0	7,002	0	0	0	0
Corn Jr, Douglas M	0	0	978	0	0	8,270	0	0	0	0	4,392	0
Cornett, Shaun H	0	0	763	0	0	6,452	0	0	0	0	0	0
Cunningham, Sonny G	0	0	13,623	0	0	0	0	0	0	0	0	0
Davis, Robert Eric	0	0	10,461	0	0	0	0	0	0	0	0	0
Dixon, William Ray	0	0	4,948	2,138	0	0	0	0	0	0	0	0
Durham, Rick J	0	0	31,093	0	0	0	0	0	0	0	0	0
Edwards, Cary Glenn	0	0	0	0	0	0	0	12,685	0	0	0	0
English, Alan Randall	719	0	7,698	0	0	0	0	0	0	0	0	0
Estes, Christopher Larry	0	0	209	3,471	0	0	415	0	0	0	0	0
Forbes, David D	0	0	6,138	0	0	0	0	0	0	0	0	0
Gonzalez, Nixon Mizraim	0	0	8,299	0	0	0	0	0	0	0	0	0
Graham, Michael Christophe	0	0	9,580	0	0	0	0	0	0	0	0	0
Grinstead, Beverly Brown	0	0	7,650	0	0	0	0	0	0	0	0	0
Harrell, Stephen B.	0	0	6,570	2,867	3,231	0	0	0	0	0	0	0
Haver, Mark R	0	0	9,820	0	0	0	0	0	0	0	287	0
Henry, Larry Darnell	0	0	9,819	0	0	0	0	0	0	3,372	0	0
Highley, James T	0	1,235	0	0	0	0	0	0	0	0	0	0
Hoffer, Randy Ray	0	0	6,599	0	0	0	0	0	0	0	0	0
Hughes, David H	0	0	7,819	1,536	0	0	0	6,790	0	0	0	5,404
Hurt, James Allen	0	0	6,482	0	0	0	0	0	0	0	0	0
James, Robert Adam	0	0	9,307	0	0	0	0	0	0	0	0	0
Johansen, John E	0	0	10,730	0	0	0	0	0	0	0	0	0
Keadling, Jerry A	0	0	5,337	0	0	0	0	0	0	0	0	0
Knopf Jr., Kenneth Wayne	0	0	7,760	0	0	0	0	0	0	0	0	0
Konsul, Anthony J.	0	0	14,482	0	0	0	0	0	0	0	0	0
Langston, Kenneth L.	0	0	3,723	4,187	0	0	0	0	0	0	0	0
Lashua, Martin J	0	0	19,269	1,811	0	0	0	0	0	0	0	0
Lassiter, Danny W	0	0	8,778	4,153	1,774	0	365	0	0	0	0	0
Leary, Donald W	0	0	4,095	4,694	0	0	0	2,368	270	0	158	0
Lewis, Kenneth David	0	0	737	12,234	0	0	0	0	0	0	0	0
Lightle, Richard D	0	0	735	0	0	6,217	1,464	0	0	0	0	0
McFalls, Edwin L	0	0	644	10,685	0	0	1,279	0	0	0	0	0
McGowan, Steven H	0	0	9,061	1,780	0	0	0	0	0	0	0	0
McIntosh, Grady Evan	0	0	7,467	0	0	0	0	0	0	0	0	0
Medling, David G	0	0	3,895	0	0	7,251	0	0	0	0	0	0
Nelson, Randy R	0	0	615	7,707	0	0	0	0	0	0	0	0

WATER SERVICE CORPORATION
 SE 50 - Operator Salary
 Distribution of Direct
 Salaries and Benefits
 Period Ended 03/31/07

Employee	Total	Mgmt to SE Region	41-0212 Colchester	42-0205 Greenridge Utilities	43-0210 Provinces	44-0215 Maryland Wtr Serv	47-0225 Mass- anutton	52-0250 UI of Penn	51-0251 Westgate	53-0255 Penn Estate	
Nix Jr., Joseph Dewey	4,161	0	0	0	0	0	0	0	0	0	
Norris, Joel F	11,711	0	0	0	0	0	0	0	0	0	
Oliver, Bryon Dean	7,468	0	0	0	0	0	0	0	0	0	
Orr, Robert Frederick	5,962	0	0	0	0	0	0	0	0	0	
Peacock II, Gary M	9,143	0	0	0	0	0	0	0	0	0	
Pearlman, Robert Mark	6,150	0	0	0	0	0	0	0	0	0	
Peterson Jr, Dwight L.	7,956	0	0	0	0	0	0	0	0	0	
Peterson, Joshua W	6,626	0	0	0	0	0	0	0	0	0	
Pritchard, Charles Randall	6,433	0	0	0	0	0	0	0	0	0	
Pritchard, Scott A	6,255	0	0	0	0	0	0	0	0	0	
Puckett, Michael Shane	7,860	0	0	0	0	0	0	0	0	0	
Reece, Ronnie H	7,524	0	0	0	0	0	0	0	0	0	
Ryniak, David	8,521	0	0	0	0	0	0	0	0	0	
Scanlon, Martin L.	16,250	0	0	0	0	0	0	0	0	0	
Scarboro, Donald Joseph	8,662	0	0	0	0	0	0	0	0	0	
Stacks, Clifford M	7,454	0	0	0	0	0	0	0	0	0	
Stovall, Glenn A	2,709	0	0	0	0	0	0	0	0	0	
Terrell, Brian V	8,808	0	0	0	0	0	0	0	0	0	
Tippett, Larry Cecil	7,648	0	0	0	0	0	0	0	0	0	
Tupps, Roger B	9,677	0	0	0	0	0	0	0	0	0	
Underwood, Gerald L	8,994	0	0	0	0	0	0	0	0	0	
Vanscoy Jr., William James	6,368	0	0	0	0	0	0	0	0	0	
Walker, Gordon Scott	10,528	0	0	0	0	0	0	0	0	0	
Walton, Kerry Gene	13,859	0	0	0	0	0	0	0	0	0	
Woody Jr, Rex	13,144	0	0	0	0	0	0	0	0	0	
Woody, Rex R.	7,371	0	0	0	0	0	0	0	0	0	
Woolard, Jeffrey Scott	5,065	0	0	0	0	0	0	0	0	0	
Young, Richard D	9,138	0	0	0	0	0	0	0	0	0	
PT Allen, Howard W	3,083	0	0	0	0	0	0	0	0	0	
Birds, Peter McNeely	21	TERM	0	0	0	0	0	0	0	0	
Brown, Randy	3,600	TERM	0	0	0	0	0	0	0	0	
PT Edwards, Conly J	3,494	0	0	0	0	0	0	0	0	0	
Elmore II, Dickie Lee	7,892	TERM	0	0	0	0	0	0	0	0	
Farmer, Bartlett Ted	6,597	TERM	0	0	0	0	0	0	0	0	
Ford, Kelly Steven	8,139	TERM	0	0	0	0	0	0	0	0	
Gatewood, George Richard	5,476	TERM	0	0	0	0	0	0	0	0	
Graham, Joshua J.	7,766	TERM	0	0	0	0	0	0	0	0	
Grogin, Stuart A	7,471	TERM	0	0	0	0	0	0	0	0	
Gurley, Cooper Van	9,363	TERM	0	0	0	0	0	0	0	0	
PT Hall, Richard Leroy	4,346	0	0	0	0	0	0	0	0	0	
Henry, Scott A	6,145	TERM	0	0	0	0	0	0	0	0	
Hough II, Arthur Lee	10,732	TERM	0	0	0	0	0	0	0	0	
PT Murphy, Phillip K	6,940	0	0	0	0	0	0	0	0	0	
Salter, Gregory M	6,892	TERM	0	0	0	0	0	0	0	0	
Tesch, Jim R	11,791	TERM	0	0	0	0	0	0	0	0	
Armentrout, Mary Frances	10,000	0	3,326	17	93	151	109	364	216	75	255
Daniel, Carl	39,719	0	13,209	67	370	599	434	1,447	859	297	1,015
Gannon, Jublia B	18,750	0	6,236	32	174	283	205	683	405	140	479
Stanis, Veronica Marie	12,528	0	4,166	21	117	189	137	456	271	94	320
OTHER	35,757	0	0	0	0	0	0	0	0	0	0
Total North Carolina	950,426	26,937	361	1,985	3,218	2,331	7,768	4,611	1,594	5,448	

WATER SERVICE CORPORATION
 \$2 50 - Operator Salary
 Distribution of Direct
 Salaries and Benefits
 Period Ended 03/31/07

Employee	56-0830 Elk River	57-0270 Montague	80-0500 CWS Inc. of NC	83-0800 CWS Systems	86-0900 Carolina Trace	87-0905 Transylv	92-0651 Tenn. Wtr. Serv.	120-0920 North Topsail	121-0925 Carolina Pines	122-0922 Bradfield Farms	123-0923 Noro	160-0160 Wtr Serv Co of KY
Nix Jr., Joseph Dewey	0	0	4,161	0	0	0	0	0	0	0	0	0
Norris, Joel F	0	0	11,711	0	0	0	0	0	0	0	0	0
Oliver, Bryon Dean	0	0	7,458	0	0	0	0	0	0	0	0	0
Orr, Robert Frederick	0	0	2,165	0	3,797	0	0	0	0	0	0	0
Peacock II, Gary M	0	0	676	8,467	0	0	0	0	0	0	0	0
Pearlman, Robert Mark	0	0	3,022	2,738	0	0	0	0	0	0	0	0
Peterson Jr, Dwight L.	0	0	0	0	0	0	0	7,956	0	0	400	0
Peterson, Joshua W	0	0	6,626	0	0	0	0	0	0	0	0	0
Pritchard, Charles Randall	0	0	6,433	0	0	0	0	0	0	0	0	0
Pritchard, Scott A	0	0	6,255	0	0	0	0	0	0	0	0	0
Puckett, Michael Shane	0	0	7,860	0	0	0	0	0	0	0	0	0
Reece, Ronnie N	643	0	6,881	0	0	0	0	0	0	0	0	0
Ryniak, David	0	0	3,767	4,754	0	0	0	0	0	0	0	0
Scanlon, Martin L.	0	0	16,250	0	0	0	0	0	0	0	0	0
Scarboro, Donald Joseph	0	0	844	0	7,818	0	0	0	0	0	0	0
Stacks, Clifford M	0	0	7,454	0	0	0	0	0	0	0	0	0
Stovall, Glenn A	0	0	2,709	0	0	0	0	0	0	0	0	0
Terrell, Brian V	0	0	8,808	0	0	0	0	0	0	0	0	0
Tippett, Larry Cecil	0	0	0	0	0	0	0	0	0	0	0	0
Tupps, Roger B	0	0	9,677	0	0	0	0	7,648	0	0	0	0
Underwood, Gerald L	0	0	8,994	0	0	0	0	0	0	0	0	0
Vanscoy Jr., William James	0	0	3,123	2,831	0	0	0	0	0	0	0	0
Walker, Gordon Scott	0	0	10,528	0	0	0	0	0	0	0	414	0
Walton, Kerry Gene	0	0	5,632	3,679	4,177	0	0	0	0	0	0	0
Woody Jr, Rex	718	0	9,445	2,980	0	0	0	0	0	0	372	0
Woody, Rex R.	0	0	7,371	0	0	0	0	0	0	0	0	0
Woolard, Jeffrey Scott	0	0	5,065	0	0	0	0	0	0	0	0	0
Young, Richard D	1,298	0	7,840	0	0	0	0	0	0	0	0	0
PT Allen, Howard W	0	0	3,883	0	0	0	0	0	0	0	0	0
Birds, Peter McNeely	TERM	0	1	18	0	0	2	0	0	0	0	0
Brown, Randy	TERM	0	3,600	0	0	0	0	0	0	0	0	0
PT Edwards, Conly J	299	0	3,196	0	0	0	0	0	0	0	0	0
Elmore II, Dickie Lee	TERM	0	7,892	0	0	0	0	0	0	0	0	0
Farmer, Bartlett Ted	TERM	0	6,597	0	0	0	0	0	0	0	0	0
Ford, Kelly Stoven	TERM	0	8,139	0	0	0	0	0	0	0	0	0
Gatewood, George Richard	TERM	0	5,476	0	0	0	0	0	0	0	0	0
Graham, Joshua J.	TERM	0	7,766	0	0	0	0	0	0	0	0	0
Grogan, Stuart A	TERM	0	7,471	0	0	0	0	0	0	0	0	0
Gurley, Cooper Van	TERM	0	9,363	0	0	0	0	0	0	0	0	0
PT Hall, Richard Leroy	0	0	4,346	0	0	0	0	0	0	0	0	0
Henry, Scott A	TERM	0	314	5,208	0	0	623	0	0	0	0	0
Hough II, Arthur Lee	TERM	0	0	10,732	0	0	0	0	0	0	0	0
PT Murphy, Phillip K	0	0	6,940	0	0	0	0	0	0	0	0	0
Salter, Gregory M	TERM	0	6,892	0	0	0	0	0	0	0	0	0
Tesch, Jim R	TERM	0	11,791	0	0	0	0	0	0	0	0	0
Armentrout, Mary Frances	34	93	3,018	898	212	208	28	282	32	161	19	409
Daniel, Carl	133	371	11,987	3,568	841	824	111	1,122	128	640	75	1,623
Garmon, Jublia B	63	175	5,659	1,684	397	389	53	530	60	302	35	766
Stanis, Veronica Marie	42	117	3,781	1,125	265	260	35	354	40	202	24	512
OTHER	0	0	35,757	0	0	0	0	0	0	0	0	0
Total North Carolina	3,949	1,991	627,608	122,196	22,512	29,871	4,375	57,664	965	10,161	6,176	8,714

WATER SERVICE CORPORATION
 SE 50 - Operator Salary
 Distribution of Direct
 Salaries and Benefits
 Period Ended 03/31/07

Employees	Total	Hgmt to SE Region	41-0212 Colchester	42-0205 Greenridge Utilities	43-0210 Provinggs	44-0215 Maryland Wtr. Serv	47-0225 Mass- ancten	52-0250 UI of Penn	51-0251 Westgate	53-0255 Penn Estates
KENTUCKY										
Bolt, Gregory C	7,472	0	0	0	0	0	0	0	0	0
Fields, Woodrow A	7,697	0	0	0	0	0	0	0	0	0
Heck, Travis Nathaniel	6,560	0	0	0	0	0	0	0	0	0
Johnson, Harvey Harlan	7,606	0	0	0	0	0	0	0	0	0
Leonard, James Ronald	13,926	0	0	0	0	0	0	0	0	0
Mills, Wendell Gary	9,091	0	0	0	0	0	0	0	0	0
Onkst, James H	6,473	0	0	0	0	0	0	0	0	0
Partin, Michael W	6,988	0	0	0	0	0	0	0	0	0
Pickard, Michael Anthony	9,918	0	0	0	0	0	0	0	0	0
Russell, R. Dale	10,131	0	0	0	0	0	0	0	0	0
Turner, John R	7,497	0	0	0	0	0	0	0	0	0
OTHER	5,882	0	0	0	0	0	0	0	0	0
Total Kentucky	99,241	0	0	0	0	0	0	0	0	0
New Jersey										
See Pennsylvania	0	0	0	0	0	0	0	0	0	0
OTHER	0	0	0	0	0	0	0	0	0	0
Total New Jersey	0	0	0	0	0	0	0	0	0	0
Virginia										
Berry, Jeremy Aaron	8,289	0	0	0	0	0	8,289	0	0	0
Hough, Larry Paul	10,390	0	0	0	0	0	10,390	0	0	0
Mitchell Jr., Dennis Allen	9,534	0	0	0	0	0	9,534	0	0	0
Puffenbarger Jr., James B	8,662	0	0	0	0	0	8,662	0	0	0
Sampson, Keith Franklin	10,704	0	0	0	0	0	10,704	0	0	0
Sharp, Tony Linden	20,650	0	254	1,398	2,268	1,643	5,473	3,249	1,123	3,839
Smiley, Donald Eugene	9,965	0	0	0	0	0	9,965	0	0	0
Whorley, Davie Mark	7,500	0	0	0	0	0	7,500	0	0	0
Sorrell, Craig B	9,301	0	9,301	0	0	0	0	0	0	0
OTHER	10,099	0	0	0	0	0	10,099	0	0	0
Total Virginia	105,093	0	9,555	1,398	2,268	1,643	80,616	3,249	1,123	3,839
Pennsylvania										
Brost, Peter A.	9,997	0	0	0	0	0	0	0	2,262	7,735
Bruce, Glenn Robert	11,596	0	0	0	0	0	0	11,596	0	0
Lewis Jr., Richard A	10,294	0	0	0	0	0	0	0	0	7,539
Madison Jr., Charles P	15,070	0	0	0	0	0	0	5,093	1,760	6,018
Travaglino, Timothy J.	9,450	0	0	0	0	0	0	9,450	0	0
Umphrey, Daniel Lewis	9,896	0	0	0	0	0	0	0	2,239	7,657
Vanwhy, Kenneth J	8,902	0	0	0	0	0	0	0	0	6,520
PT Clowney, David Lee	5,576	0	0	0	0	0	0	0	0	5,576
OTHER	5,442	0	0	0	0	0	0	0	0	5,442
Total Pennsylvania	86,222	0	0	0	0	0	0	26,139	6,261	46,487
1,345,048	26,937	44,771	16,757	34,920	22,670	91,180	35,659	9,552	57,735	

WATER SERVICE CORPORATION
 SE 50 - Operator Salary
 Distribution of Direct
 Salaries and Benefits
 Period Ended 03/31/07

Employee	56-0830 Elk River	57-0270 Montague	80-0500 CWS Inc. of NC	83-0800 CWS Systems	86-0900 Carolina Trace	87-0905 Translvy	92-0651 Tenn. Wtr. Serv.	120-0920 North Topsail	121-0925 Carolina Pines	122-0922 Bradfield Farms	123-0923 Nero	160-0160 Wtr Serv Co of KY
KENTUCKY												
Bolt, Gregory C	0	0	0	0	0	0	0	0	0	0	0	7,472
Fields, Woodrow A	0	0	0	0	0	0	0	0	0	0	0	7,697
Heck, Travis Nathaniel	0	0	0	0	0	0	0	0	0	0	0	6,560
Johnson, Harvey Harlan	0	0	0	0	0	0	0	0	0	0	0	7,606
Leonard, James Ronald	0	0	0	0	0	0	0	0	0	0	0	13,926
Hills, Wendell Gary	0	0	0	0	0	0	0	0	0	0	0	9,091
Onkst, James H	0	0	0	0	0	0	0	0	0	0	0	6,473
Partin, Michael W	0	0	0	0	0	0	0	0	0	0	0	6,988
Pickard, Michael Anthony	0	0	0	0	0	0	0	0	0	0	0	9,918
Russell, R. Dale	0	0	0	0	0	0	0	0	0	0	0	10,131
Turner, John R	0	0	0	0	0	0	0	0	0	0	0	7,497
OTHER	0	0	0	0	0	0	0	0	0	0	0	5,882
Total Kentucky	0	0	0	0	0	0	0	0	0	0	0	99,241
New Jersey												
See Pennsylvania	0	0	0	0	0	0	0	0	0	0	0	0
OTHER	0	0	0	0	0	0	0	0	0	0	0	0
Total New Jersey	0	0	0	0	0	0	0	0	0	0	0	0
Virginia												
Berry, Jeremy Aaron	0	0	0	0	0	0	0	0	0	0	0	0
Hough, Larry Paul	0	0	0	0	0	0	0	0	0	0	0	0
Mitchell Jr., Dennis Allen	0	0	0	0	0	0	0	0	0	0	0	0
Puffenbarger Jr., James B	0	0	0	0	0	0	0	0	0	0	0	0
Sampson, Keith Franklin	0	0	0	0	0	0	0	0	0	0	0	0
Sharp, Tony Linden	0	1,403	0	0	0	0	0	0	0	0	0	0
Smiley, Donald Eugene	0	0	0	0	0	0	0	0	0	0	0	0
Whorley, Davie Mark	0	0	0	0	0	0	0	0	0	0	0	0
Sorrell, Craig B	0	0	0	0	0	0	0	0	0	0	0	0
OTHER	0	0	0	0	0	0	0	0	0	0	0	0
Total Virginia	0	1,403	0	0	0	0	0	0	0	0	0	0
Pennsylvania												
Brost, Peter A.	0	0	0	0	0	0	0	0	0	0	0	0
Bruce, Glenn Robert	0	0	0	0	0	0	0	0	0	0	0	0
Lewis Jr., Richard A	0	2,754	0	0	0	0	0	0	0	0	0	0
Madison Jr, Charles P	0	2,199	0	0	0	0	0	0	0	0	0	0
Travaglini, Timothy J.	0	0	0	0	0	0	0	0	0	0	0	0
Umphrey, Daniel Lewis	0	0	0	0	0	0	0	0	0	0	0	0
Vandy, Kenneth J	0	2,382	0	0	0	0	0	0	0	0	0	0
PT Clowney, David Lee	0	0	0	0	0	0	0	0	0	0	0	0
OTHER	0	0	0	0	0	0	0	0	0	0	0	0
Total Pennsylvania	0	7,335	0	0	0	0	0	0	0	0	0	0
	3,949	11,445	627,608	122,196	22,512	29,871	4,175	57,664	965	10,161	6,176	107,955

WATER SERVICE CORPORATION
 SE 50 - Operator Salary
 Distribution of Direct
 Salaries and Benefits
 Period Ended 03/31/07

Employee	Total	Mgmt to SE Region	41-0212 Colchester	42-0205 Greenridge Utilities	43-0210 Provinces	44-0215 Maryland Wtr Serv	47-0225 Mass- anutton	52-0250 UI of Penn	51-0251 Westgate	53-0255 Penn Estates
MARYLAND										
Haggerty, Randy L.	609	0	0	0	0	609	0	0	0	0
Hartline, Douglas V.	998	0	998	0	0	0	0	0	0	0
Mason, Rick	807	0	0	0	0	0	0	0	0	0
McConnell, Walter George	972	0	10	55	89	64	214	127	44	150
Walker, Robert Antonia	757	0	0	271	601	0	0	0	0	0
Whitson, Richard Edward	920	0	0	0	0	757	0	0	0	0
Wozniak, Bill H	1,051	0	920	0	0	0	0	0	0	0
Bennett, Alvin N.	670	TERM	68	375	608	0	0	0	0	0
Malbrough, Curtis P.	585	TERM	670	0	0	0	0	0	0	0
OTHER	288	0	0	223	362	0	0	0	0	0
Total Maryland	7,757	0	2,666	1,024	2,048	1,430	214	127	44	150
North Carolina										
Alexander, Richard W.	754	0	0	0	0	0	0	0	0	0
Andrews, William E.	544	0	0	0	0	0	0	0	0	0
Arday, Kevin V	568	0	0	0	0	0	0	0	0	0
Baldwin, Eddie Ray	1,325	0	0	0	0	0	0	0	0	0
Bibb, Steven T.	519	0	0	0	0	0	0	0	0	0
Bliven, David W	870	0	0	0	0	0	0	0	0	0
Bost, Timothy Dale	585	0	0	0	0	0	0	0	0	0
Brigman, David L.	587	0	0	0	0	0	0	0	0	0
Cook, Tina R	536	0	0	0	0	0	0	0	0	0
Cooke, Jeffrey Jones	695	0	0	0	0	0	0	0	0	0
Corn Jr, Douglas M	707	0	0	0	0	0	0	0	0	0
Cornett, Shaun M	552	0	0	0	0	0	0	0	0	0
Cunningham, Sonny G	1,042	0	0	0	0	0	0	0	0	0
Davis, Robert Eric	800	0	0	0	0	0	0	0	0	0
Dixon, William Ray	542	0	0	0	0	0	0	0	0	0
Durham, Rick J	2,379	0	0	0	0	0	0	0	0	0
Edwards, Cary Glenn	970	0	0	0	0	0	0	0	0	0
English, Alan Randall	644	0	0	0	0	0	0	0	0	0
Estes, Christopher Larry	313	0	0	0	0	0	0	0	0	0
Forbes, David D	470	0	0	0	0	0	0	0	0	0
Gonzales, Nixon Mizraim	635	0	0	0	0	0	0	0	0	0
Graham, Michael Christophe	733	0	0	0	0	0	0	0	0	0
Grinstead, Beverly Brown	585	0	0	0	0	0	0	0	0	0
Harrell, Stephen B.	991	0	0	0	0	0	0	0	0	0
Haver, Mark R	1,009	0	0	0	0	0	0	0	0	0
Henry, Larry Darnell	751	0	0	0	0	0	0	0	0	0
Highley, James T	1,804	0	17	94	153	111	369	219	76	259
Hoffer, Randy Ray	1,024	0	0	0	0	0	0	0	0	0
Hughes, David M	716	0	0	0	0	0	0	0	0	0
Hurt, James Allen	496	0	0	0	0	0	0	0	0	0
James, Robert Adam	712	0	0	0	0	0	0	0	0	0
Johansen, John E	821	0	0	0	0	0	0	0	0	0
Keasling, Jerry A	485	0	0	0	0	0	0	0	0	0
Knopf Jr., Kenneth Wayne	594	0	0	0	0	0	0	0	0	0
Konsul, Anthony J.	1,108	0	0	0	0	0	0	0	0	0
Langston, Kenneth L.	605	0	0	0	0	0	0	0	0	0
Lashua, Martin J	1,640	0	0	0	0	0	0	0	0	0
Lassiter, Danny W	1,339	0	0	0	0	0	0	0	0	0
Leary, Donald W	672	0	0	0	0	0	0	0	0	0
Lewis, Kenneth David	1,104	0	0	0	0	0	0	0	0	0
Lightle, Richard D	532	0	0	0	0	0	0	0	0	0
McFalls, Edwin L	964	0	0	0	0	0	0	0	0	0
McGowan, Steven M	829	0	0	0	0	0	0	0	0	0
McIntosh, Grady Evan	571	0	0	0	0	0	0	0	0	0
Medling, David G	853	0	0	0	0	0	0	0	0	0
Neilon, Randy R	637	0	0	0	0	0	0	0	0	0

WATER SERVICE CORPORATION
 SE 50 - Operator Salary
 Distribution of Direct
 Salaries and Benefits
 Period Ended 03/31/07

Employee	56-0830 Elk River	57-0270 Montague	80-0500 CWS Inc. of NC	83-0800 CWS Systems	86-0900 Carolina Trace	87-0905 Translyv	92-0651 Tenn. Wtr. Serv.	120-0920 North Topsail	121-0925 Carolina Pines	122-0922 Bradfield Farms	123-0923 Nero	160-0160 Wtr Serv Co of KY
WCSA												
Maryland												
Haggerty, Randy L	0	0	0	0	0	0	0	0	0	0	0	0
Hartline, Douglas V.	0	0	0	0	0	0	0	0	0	0	0	0
Hason, Rick	0	55	0	0	0	0	0	0	0	0	0	0
McConnell, Walter George	0	0	0	0	0	0	0	0	0	0	0	0
Walker, Robert Antonia	0	0	0	0	0	0	0	0	0	0	0	0
Whitson, Richard Edward	0	0	0	0	0	0	0	0	0	0	0	0
Wozniak, Bill H	0	0	0	0	0	0	0	0	0	0	0	0
Bennett, Alvin N.	0	0	0	0	0	0	0	0	0	0	0	0
Halbrough, Curtis P.	0	0	0	0	0	0	0	0	0	0	0	0
OTHER	0	0	0	0	0	0	0	0	0	0	0	0
Total Maryland	0	55	0	0	0	0	0	0	0	0	0	0
North Carolina												
Alexander, Richard M.	0	0	754	0	0	0	0	0	0	0	0	0
Andrews, William E.	0	0	0	0	0	0	0	544	0	0	0	0
Ardrey, Kevin V	0	0	568	0	0	0	0	0	0	0	0	0
Baldwin, Eddie Ray	0	0	655	345	0	0	0	0	0	0	0	0
Bibb, Steven T.	0	0	519	0	0	0	0	292	33	0	0	0
Bliven, David W	0	0	870	0	0	0	0	0	0	0	0	0
Bost, Timothy Dale	0	0	165	0	0	0	0	0	0	0	0	0
Brigman, David L	0	0	0	587	0	0	0	0	0	420	0	0
Cook, Tina R	0	0	0	0	0	0	0	0	0	0	0	0
Cooke, Jeffrey Jones	0	0	48	311	0	0	0	536	0	0	0	0
Corn Jr, Douglas H	0	0	75	0	0	632	0	0	0	0	336	0
Cornett, Shaun M	0	0	58	0	0	494	0	0	0	0	0	0
Cunningham, Sonny G	0	0	1,042	0	0	0	0	0	0	0	0	0
Davis, Robert Eric	0	0	800	0	0	0	0	0	0	0	0	0
Dixon, William Ray	0	0	378	164	0	0	0	0	0	0	0	0
Durham, Rick J	0	0	2,379	0	0	0	0	0	0	0	0	0
Edwards, Cary Glenn	0	0	0	0	0	0	0	970	0	0	0	0
English, Alan Randall	55	0	589	0	0	0	0	0	0	0	0	0
Estes, Christopher Larry	0	0	16	265	0	0	32	0	0	0	0	0
Forbes, David D	0	0	470	0	0	0	0	0	0	0	0	0
Gonzalez, Nixon Mizraim	0	0	635	0	0	0	0	0	0	0	0	0
Graham, Michael Christophe	0	0	733	0	0	0	0	0	0	0	0	0
Grinstead, Beverly Brown	0	0	585	0	0	0	0	0	0	0	0	0
Harrell, Stephen B.	0	0	503	219	247	0	0	0	0	0	0	0
Haver, Mark R	0	0	751	0	0	0	0	0	0	0	22	0
Henry, Larry Darnell	0	0	751	0	0	0	0	0	0	258	0	0
Highley, James T	0	94	0	0	0	0	0	0	0	0	0	0
Hoffer, Randy Ray	0	0	505	0	0	0	0	0	0	0	0	0
Hughes, David M	0	0	598	118	0	0	0	519	0	0	0	413
Hurt, James Allen	0	0	496	0	0	0	0	0	0	0	0	0
James, Robert Adam	0	0	712	0	0	0	0	0	0	0	0	0
Johansen, John E	0	0	821	0	0	0	0	0	0	0	0	0
Keasling, Jerry A	0	0	485	0	0	0	0	0	0	0	0	0
Knopf Jr., Kenneth Wayne	0	0	594	0	0	0	0	0	0	0	0	0
Konsul, Anthony J.	0	0	1,108	0	0	0	0	0	0	0	0	0
Langston, Kenneth L.	0	0	285	320	0	0	0	0	0	0	0	0
Lashua, Martin J	0	0	1,474	138	0	0	28	0	0	0	0	0
Lassiter, Danny W	0	0	672	318	136	0	0	181	21	0	12	0
Leary, Donald W	0	0	313	359	0	0	0	0	0	0	0	0
Lewis, Kenneth David	0	0	56	935	0	0	112	0	0	0	0	0
Lightlo, Richard D	0	0	56	0	0	476	0	0	0	0	0	0
McFalls, Edwin L	0	0	49	817	0	0	98	0	0	0	0	0
McGowan, Steven M	0	0	693	136	0	0	0	0	0	0	0	0
McIntosh, Grady Ewan	0	0	571	0	0	0	0	0	0	0	0	0
Medling, David G	0	0	298	0	0	555	0	0	0	0	0	0
Nelson, Randy R	0	0	47	590	0	0	0	0	0	0	0	0

WATER SERVICE CORPORATION
 SE 50 - Operator Salary
 Distribution of Direct
 Salaries and Benefits
 Period Ended 03/31/07

Employee	Total	Mgmt to SE Region	41-0212 Colchester	42-0205 Greenridge Utilities	43-0210 Provincas	44-0215 Maryland Ntr Serv	47-0225 Mass- anutton	52-0250 UI of Penn	51-0251 Westgate	53-0255 Penn Escates
Hix Jr., Joseph Dewey	318	0	0	0	0	0	0	0	0	0
Norris, Joel F	896	0	0	0	0	0	0	0	0	0
Oliver, Bryon Dean	571	0	0	0	0	0	0	0	0	0
Orr, Robert Frederick	456	0	0	0	0	0	0	0	0	0
Peacock II, Gary H	699	0	0	0	0	0	0	0	0	0
Pearlman, Robert Mark	471	0	0	0	0	0	0	0	0	0
Peterson Jr, Dwight L.	609	0	0	0	0	0	0	0	0	0
Peterson, Joshua W	507	0	0	0	0	0	0	0	0	0
Pritchard, Charles Randall	492	0	0	0	0	0	0	0	0	0
Pritchard, Scott A	479	0	0	0	0	0	0	0	0	0
Puckett, Michael Shane	601	0	0	0	0	0	0	0	0	0
Reece, Ronnie N	576	0	0	0	0	0	0	0	0	0
Ryniak, David	652	0	0	0	0	0	0	0	0	0
Scanlon, Martin L.	1,243	0	0	0	0	0	0	0	0	0
Scarboro, Donald Joseph	663	0	0	0	0	0	0	0	0	0
Stacks, Clifford M	570	0	0	0	0	0	0	0	0	0
Stovall, Glenn A	207	0	0	0	0	0	0	0	0	0
Terrell, Brian V	674	0	0	0	0	0	0	0	0	0
Tippett, Larry Cecil	585	0	0	0	0	0	0	0	0	0
Tupps, Roger B	740	0	0	0	0	0	0	0	0	0
Underwood, Gerald L	688	0	0	0	0	0	0	0	0	0
Vanscoy Jr., William James	487	0	0	0	0	0	0	0	0	0
Walker, Gordon Scott	805	0	0	0	0	0	0	0	0	0
Walton, Kerry Gene	1,060	0	0	0	0	0	0	0	0	0
Woody Jr, Rex	1,005	0	0	0	0	0	0	0	0	0
Woody, Rex R.	564	0	0	0	0	0	0	0	0	0
Woolard, Jeffrey Scott	387	0	0	0	0	0	0	0	0	0
Young, Richard D	699	0	0	0	0	0	0	0	0	0
PT Allen, Howard W	297	0	0	0	0	0	0	0	0	0
Birds, Peter McNeely	2	0	0	0	0	0	0	0	0	0
Brown, Randy	275	0	0	0	0	0	0	0	0	0
PT Edwards, Conly J	267	0	0	0	0	0	0	0	0	0
Elmore II, Dickie Lee	604	0	0	0	0	0	0	0	0	0
Farmer, Bartlett Ted	505	0	0	0	0	0	0	0	0	0
Ford, Kelly Steven	623	0	0	0	0	0	0	0	0	0
Gatewood, George Richard	419	0	0	0	0	0	0	0	0	0
Graham, Joshua J.	594	0	0	0	0	0	0	0	0	0
Grogin, Stuart A	572	0	0	0	0	0	0	0	0	0
Gurley, Cooper Van	716	0	0	0	0	0	0	0	0	0
PT Hall, Richard Leroy	332	0	0	0	0	0	0	0	0	0
Henry, Scott A	470	0	0	0	0	0	0	0	0	0
Hough II, Arthur Lee	821	0	0	0	0	0	0	0	0	0
PT Murphy, Phillip K	531	0	0	0	0	0	0	0	0	0
Salter, Gregory M	527	0	0	0	0	0	0	0	0	0
Tesch, Jim R	902	0	0	0	0	0	0	0	0	0
Armentrout, Mary Frances	765	254	1	7	12	8	0	0	0	0
Daniel, Carl	3,038	1,010	5	28	46	33	111	66	23	78
Gannon, Jublia B	1,434	477	2	13	22	16	52	31	11	37
Stanis, Veronica Marie	958	319	2	9	14	10	35	21	7	24
OTHER	(45)	0	0	0	0	0	0	0	0	0
Total North Carolina	59,923	2,060	27	151	247	178	595	354	123	418

WATER SERVICE CORPORATION
 SE 50 - Operator Salary
 Distribution of Direct
 Salaries and Benefits
 Period Ended 03/31/07

Employee	56-0830 Elk River	57-0270 Montague	80-0500 CWS Inc. of NC	83-0800 CMS Systems	86-0900 Carolina Trace	87-0905 Transylv	92-0651 Tenn. Wtr. Serv.	120-0920 North TopSail	121-0925 Carolina Pines	122-0922 Bradfield Farms	123-0923 Horo	160-0160 Wtr Serv Co of KY
Nix Jr., Joseph Dewey	0	0	318	0	0	0	0	0	0	0	0	0
Norris, Joel F	0	0	896	0	0	0	0	0	0	0	0	0
Oliver, Bryon Dean	0	0	571	0	0	0	0	0	0	0	0	0
Orr, Robert Frederick	0	0	166	0	290	0	0	0	0	0	0	0
Peacock II, Gary M	0	0	52	647	0	0	0	0	0	0	0	0
Pearlman, Robert Mark	0	0	231	209	0	0	0	0	0	0	0	0
Peterson Jr, Dwight L.	0	0	0	0	0	0	0	0	0	0	31	0
Peterson, Joshua W	0	0	507	0	0	0	0	609	0	0	0	0
Fritchard, Charles Randall	0	0	492	0	0	0	0	0	0	0	0	0
Fritchard, Scott A	0	0	479	0	0	0	0	0	0	0	0	0
Fuckett, Michael Shane	0	0	601	0	0	0	0	0	0	0	0	0
Reece, Ronnie N	49	0	527	0	0	0	0	0	0	0	0	0
Ryniak, David	0	0	288	364	0	0	0	0	0	0	0	0
Scanlon, Martin L.	0	0	1,243	0	0	0	0	0	0	0	0	0
Scarboro, Donald Joseph	0	0	65	0	590	0	0	0	0	0	0	0
Stacks, Clifford M	0	0	570	0	0	0	0	0	0	0	0	0
Stovall, Glenn A	0	0	207	0	0	0	0	0	0	0	0	0
Terrell, Brian V	0	0	674	0	0	0	0	0	0	0	0	0
Tippett, Larry Cecil	0	0	0	0	0	0	0	0	0	0	0	0
Tupps, Roger B	0	0	740	0	0	0	0	585	0	0	0	0
Underwood, Gerald L	0	0	688	0	0	0	0	0	0	0	0	0
Vanscoy Jr., William James	0	0	239	216	0	0	0	0	0	0	0	0
Walker, Gordon Scott	0	0	805	0	0	0	0	0	0	0	32	0
Malton, Kerry Gene	0	0	431	281	319	0	0	0	0	0	0	0
Woody Jr, Rex	55	0	722	228	0	0	0	0	0	0	28	0
Woody, Rex R.	0	0	564	0	0	0	0	0	0	0	0	0
Woolard, Jeffrey Scott	0	0	387	0	0	0	0	0	0	0	0	0
Young, Richard D	99	0	600	0	0	0	0	0	0	0	0	0
PT Allen, Howard W	0	0	297	0	0	0	0	0	0	0	0	0
Birds, Peter McNeely	0	0	0	2	0	0	0	0	0	0	0	0
Brown, Randy	0	0	275	0	0	0	0	0	0	0	0	0
PT Edwards, Conly J	23	0	244	0	0	0	0	0	0	0	0	0
Elmore II, Dickie Lee	0	0	604	0	0	0	0	0	0	0	0	0
Farmer, Bartlett Ted	0	0	505	0	0	0	0	0	0	0	0	0
Ford, Kelly Steven	0	0	623	0	0	0	0	0	0	0	0	0
Gatewood, George Richard	0	0	419	0	0	0	0	0	0	0	0	0
Graham, Joshua J.	0	0	594	0	0	0	0	0	0	0	0	0
Grogin, Stuart A	0	0	572	0	0	0	0	0	0	0	0	0
Gurley, Cooper Van	0	0	716	0	0	0	0	0	0	0	0	0
PT Hall, Richard Leroy	0	0	332	0	0	0	0	0	0	0	0	0
Henry, Scott A	0	0	24	398	0	0	48	0	0	0	0	0
Hough II, Arthur Lee	0	0	0	821	0	0	0	0	0	0	0	0
PT Murphy, Phillip K	0	0	531	0	0	0	0	0	0	0	0	0
Salter, Gregory M	0	0	527	0	0	0	0	0	0	0	0	0
Tesch, Jim R	0	0	902	0	0	0	0	0	0	0	0	0
Armentrout, Mary Frances	1	7	231	69	16	16	2	22	2	12	1	31
Daniel, Carl	10	28	917	273	64	63	9	86	10	49	6	124
Gannon, Jublia B	5	13	433	129	30	30	4	40	5	23	3	59
Stanis, Veronica Marie	3	9	289	86	20	20	3	27	3	15	2	39
OTHER	0	0	(45)	0	0	0	0	0	0	0	0	0
Total North Carolina	302	151	45,230	9,346	1,720	2,286	336	4,411	74	777	473	666

WATER SERVICE CORPORATION
 SE 50 - Operator Salary
 Distribution of Direct
 Salaries and Benefits
 Period Ended 03/31/07

Employee	Total	Mgmt to SE Region	41-0212 Colchester	42-0205 Greenridge Utilities	43-0210 Provinces	44-0215 Maryland Wtr Serv	47-0225 Mass- anutren	52-0250 UI of Penn	51-0251 Westgate	53-0255 Penn Estates
KENTUCKY										
Bolt, Gregory C	572	0	0	0	0	0	0	0	0	0
Fields, Woodrow A	589	0	0	0	0	0	0	0	0	0
Heck, Travis Nathaniel	502	0	0	0	0	0	0	0	0	0
Johnson, Harvey Harlan	582	0	0	0	0	0	0	0	0	0
Leonard, James Ronald	1,065	0	0	0	0	0	0	0	0	0
Mills, Wendell Gary	695	0	0	0	0	0	0	0	0	0
Onkst, James H	495	0	0	0	0	0	0	0	0	0
Partin, Michael W	535	0	0	0	0	0	0	0	0	0
Pickard, Michael Anthony	759	0	0	0	0	0	0	0	0	0
Russell, R. Dale	775	0	0	0	0	0	0	0	0	0
Turner, John R	574	0	0	0	0	0	0	0	0	0
OTHER	113	0	0	0	0	0	0	0	0	0
Total Kentucky	7,256	0	0	0	0	0	0	0	0	0
New Jersey										
See Pennsylvania	0	0	0	0	0	0	0	0	0	0
OTHER	0	0	0	0	0	0	0	0	0	0
Total New Jersey	0	0	0	0	0	0	0	0	0	0
Virginia										
Berry, Jeremy Aaron	634	0	0	0	0	0	634	0	0	0
Hough, Larry Paul	795	0	0	0	0	0	795	0	0	0
Mitchell Jr., Dennis Allen	729	0	0	0	0	0	729	0	0	0
Puffenbarger Jr., James B	663	0	0	0	0	0	663	0	0	0
Sampson, Keith Franklin	819	0	0	0	0	0	819	0	0	0
Sharp, Tony Linden	1,580	0	19	107	174	126	419	249	96	294
Smiley, Donald Eugene	762	0	0	0	0	0	762	0	0	0
Whorley, Davie Mark	574	0	0	0	0	0	574	0	0	0
Sorkell, Craig B	712	0	712	0	0	0	0	0	0	0
OTHER	428	0	0	0	0	0	428	0	0	0
Total Virginia	7,696	0	731	107	174	126	5,823	249	86	294
Pennsylvania										
Brost, Peter A.	765	0	0	0	0	0	0	0	173	592
Bruce, Glenn Robert	887	0	0	0	0	0	0	887	0	0
Lewis Jr., Richard A	787	0	0	0	0	0	0	0	0	576
Madison Jr., Charles P	1,153	0	0	0	0	0	0	390	135	460
Travagliini, Timothy J.	723	0	0	0	0	0	0	723	0	0
Umphrey, Daniel Lewis	757	0	0	0	0	0	0	0	171	586
Vanwhy, Kenneth J	681	0	0	0	0	0	0	0	0	499
PT Clowney, David Lee	427	0	0	0	0	0	0	0	0	427
OTHER	170	0	0	0	0	0	0	0	0	170
Total Pennsylvania	6,350	0	0	0	0	0	0	2,000	479	3,310

WATER SERVICE CORPORATION
 SE 50 - Operator Salary
 Distribution of Direct
 Salaries and Benefits
 Period Ended 03/31/07

Employee	56-0830 Elk River	57-0270 Montague	80-0500 CWS Inc. of NC	83-0800 CWS Systems	86-0900 Carolina Trace	87-0905 Transylv	92-0651 Tenn. Mer. Serv.	120-0920 North Topsail	121-0925 Carolina Pines	122-0922 Bradfield Farms	123-0923 Nero	160-0160 Wtr Serv Co of KY
KENTUCKY												
Bolt, Gregory C	0	0	0	0	0	0	0	0	0	0	0	572
Fields, Woodrow A	0	0	0	0	0	0	0	0	0	0	0	589
Heck, Travis Nathaniel	0	0	0	0	0	0	0	0	0	0	0	582
Johnson, Harvey Harlan	0	0	0	0	0	0	0	0	0	0	0	582
Leonard, James Ronald	0	0	0	0	0	0	0	0	0	0	0	1,065
Mills, Wendell Gary	0	0	0	0	0	0	0	0	0	0	0	595
Onkst, James H	0	0	0	0	0	0	0	0	0	0	0	495
Partin, Michael W	0	0	0	0	0	0	0	0	0	0	0	535
Pickard, Michael Anchony	0	0	0	0	0	0	0	0	0	0	0	759
Russell, R. Dale	0	0	0	0	0	0	0	0	0	0	0	775
Turner, John R	0	0	0	0	0	0	0	0	0	0	0	574
OTHER	0	0	0	0	0	0	0	0	0	0	0	113
Total Kentucky	0	0	0	0	0	0	0	0	0	0	0	7,256
New Jersey												
See Pennsylvania	0	0	0	0	0	0	0	0	0	0	0	0
OTHER	0	0	0	0	0	0	0	0	0	0	0	0
Total New Jersey	0	0	0	0	0	0	0	0	0	0	0	0
Virginia												
Berry, Jeremy Aaron	0	0	0	0	0	0	0	0	0	0	0	0
Hough, Larry Paul	0	0	0	0	0	0	0	0	0	0	0	0
Mitchell Jr., Dennis Allen	0	0	0	0	0	0	0	0	0	0	0	0
Puffenbarger Jr., James B	0	0	0	0	0	0	0	0	0	0	0	0
Sampson, Keith Franklin	0	0	0	0	0	0	0	0	0	0	0	0
Sharp, Tony Linden	0	107	0	0	0	0	0	0	0	0	0	0
Smiley, Donald Eugene	0	0	0	0	0	0	0	0	0	0	0	0
Whorley, Davie Mark	0	0	0	0	0	0	0	0	0	0	0	0
Sorrell, Craig B	0	0	0	0	0	0	0	0	0	0	0	0
OTHER	0	0	0	0	0	0	0	0	0	0	0	0
Total Virginia	0	107	0	0	0	0	0	0	0	0	0	0
Pennsylvania												
Brost, Peter A.	0	0	0	0	0	0	0	0	0	0	0	0
Bruce, Glenn Robert	0	0	0	0	0	0	0	0	0	0	0	0
Lewis Jr., Richard A	0	211	0	0	0	0	0	0	0	0	0	0
Hudson Jr., Charles F	0	168	0	0	0	0	0	0	0	0	0	0
Travaglini, Timothy J.	0	0	0	0	0	0	0	0	0	0	0	0
Umphrey, Daniel Lewis	0	0	0	0	0	0	0	0	0	0	0	0
Vanwhy, Kenneth J	0	182	0	0	0	0	0	0	0	0	0	0
PT Clowney, David Lee	0	0	0	0	0	0	0	0	0	0	0	0
OTHER	0	0	0	0	0	0	0	0	0	0	0	0
Total Pennsylvania	0	561	0	0	0	0	0	0	0	0	0	0

WATER SERVICE CORPORATION
 SE 50 - Operator Salary
 Distribution of Direct
 Salaries and Benefits
 Period Ended 03/31/07

Employee	Total	Mgmt to SE Region	41-0212 Colchester	42-0205 Greenridge Utilities	43-0210 Provinces	44-0215 Maryland Wtr Serv	47-0225 Mass- anutten	52-0230 UI of Penn	51-0251 Westgate	53-0255 Penn Estates
MARYLAND										
Haggerty, Randy L.	56	0	0	0	0	56	0	0	0	0
Hartline, Douglas V.	56	0	56	0	0	0	0	0	0	0
Maron, Rick	56	0	1	4	6	4	15	9	3	10
McConnell, Walter George	56	0	0	21	35	0	0	0	0	0
Walker, Robert Antonia	56	0	0	0	0	56	0	0	0	0
Whitson, Richard Edward	56	0	56	0	0	0	0	0	0	0
Wozniak, Bill H.	56	0	4	20	32	0	0	0	0	0
Bennett, Alvin N.	56	0	56	0	0	0	0	0	0	0
Malbrough, Curtis P.	56	0	0	21	35	0	0	0	0	0
OTHER	14	0	0	0	14	0	0	0	0	0
Total Maryland	518	0	173	66	122	116	15	9	3	10
North Carolina										
Alexander, Richard W.	56	0	0	0	0	0	0	0	0	0
Andrews, William E.	56	0	0	0	0	0	0	0	0	0
Ardrey, Kevin V	56	0	0	0	0	0	0	0	0	0
Baldwin, Eddie Ray	56	0	0	0	0	0	0	0	0	0
Bibb, Steven T.	54	0	0	0	0	0	0	0	0	0
Bliven, David W	56	0	0	0	0	0	0	0	0	0
Bost, Timothy Dale	56	0	0	0	0	0	0	0	0	0
Brigman, David L	56	0	0	0	0	0	0	0	0	0
Cook, Tina R	56	0	0	0	0	0	0	0	0	0
Cooke, Jeffrey Jones	56	0	0	0	0	0	0	0	0	0
Corn Jr, Douglas M	56	0	0	0	0	0	0	0	0	0
Cornett, Shaun M	56	0	0	0	0	0	0	0	0	0
Cunningham, Sonny G	56	0	0	0	0	0	0	0	0	0
Davis, Robert Eric	56	0	0	0	0	0	0	0	0	0
Dixon, William Ray	56	0	0	0	0	0	0	0	0	0
Durham, Rick J	56	0	0	0	0	0	0	0	0	0
Edwards, Cary Glenn	56	0	0	0	0	0	0	0	0	0
English, Alan Randall	56	0	0	0	0	0	0	0	0	0
Estes, Christopher Larry	33	0	0	0	0	0	0	0	0	0
Forbes, David D	49	0	0	0	0	0	0	0	0	0
Gonzalez, Nixon Mizraim	56	0	0	0	0	0	0	0	0	0
Graham, Michael Christophe	56	0	0	0	0	0	0	0	0	0
Grinstead, Beverly Brown	56	0	0	0	0	0	0	0	0	0
Harrell, Stephen B.	56	0	0	0	0	0	0	0	0	0
Haver, Mark R	56	0	0	0	0	0	0	0	0	0
Henry, Larry Darnell	56	0	0	0	0	0	0	0	0	0
Highley, James T	56	0	1	3	5	3	11	7	2	8
Hoffer, Randy Ray	56	0	0	0	0	0	0	0	0	0
Hughes, David M	56	0	0	0	0	0	0	0	0	0
Hurt, James Allen	52	0	0	0	0	0	0	0	0	0
James, Robert Adam	56	0	0	0	0	0	0	0	0	0
Johansen, John E	56	0	0	0	0	0	0	0	0	0
Keasling, Jerry A	51	0	0	0	0	0	0	0	0	0
Knopf Jr., Kenneth Wayne	56	0	0	0	0	0	0	0	0	0
Konsul, Anthony J.	56	0	0	0	0	0	0	0	0	0
Langston, Kenneth L.	56	0	0	0	0	0	0	0	0	0
Lashua, Martin J	56	0	0	0	0	0	0	0	0	0
Lassiter, Danny W	56	0	0	0	0	0	0	0	0	0
Leary, Donald W	56	0	0	0	0	0	0	0	0	0
Lewis, Kenneth David	56	0	0	0	0	0	0	0	0	0
Lightle, Richard D	56	0	0	0	0	0	0	0	0	0
McFalls, Edwin L	56	0	0	0	0	0	0	0	0	0
McGowan, Steven M	56	0	0	0	0	0	0	0	0	0
McIntosh, Grady Evan	56	0	0	0	0	0	0	0	0	0
Medling, David G	56	0	0	0	0	0	0	0	0	0
Nelson, Randy R	56	0	0	0	0	0	0	0	0	0
Nix Jr., Joseph Dewey	33	0	0	0	0	0	0	0	0	0
Norris, Joel F	56	0	0	0	0	0	0	0	0	0
Oliver, Bryon Dean	56	0	0	0	0	0	0	0	0	0
Orr, Robert Frederick	48	0	0	0	0	0	0	0	0	0
Peacock II, Gary M	56	0	0	0	0	0	0	0	0	0
Pearlman, Robert Mark	49	0	0	0	0	0	0	0	0	0
Peterson Jr, Dwight L.	56	0	0	0	0	0	0	0	0	0
Peterson, Joshua W	53	0	0	0	0	0	0	0	0	0
Pritchard, Charles Randall	51	0	0	0	0	0	0	0	0	0
Pritchard, Scott A	50	0	0	0	0	0	0	0	0	0
Puckett, Michael Shane	56	0	0	0	0	0	0	0	0	0

WATER SERVICE CORPORATION
 SE 50 - Operator Salary
 Distribution of Direct
 Salaries and Benefits
 Period Ended 03/31/07

Employee	56-0830 Elk River	57-0270 Montague	80-0500 CWS Inc. of HC	83-0800 CWS Systems	86-0900 Carolina Trace	87-0905 Translvv	92-0651 Tenn. Wtr. Serv.	120-0920 North Topsail	121-0925 Carolina Pines	122-0922 Bradfield Farms	123-0923 Nero	160-0160 Wtr Serv Co. of KY
MDTA												
Maryland												
Haggerty, Randy L	0	0	0	0	0	0	0	0	0	0	0	0
Hartline, Douglas V.	0	0	0	0	0	0	0	0	0	0	0	0
Mason, Rick	0	4	0	0	0	0	0	0	0	0	0	0
McConnell, Walter George	0	0	0	0	0	0	0	0	0	0	0	0
Walker, Robert Antonia	0	0	0	0	0	0	0	0	0	0	0	0
Whitson, Richard Edward	0	0	0	0	0	0	0	0	0	0	0	0
Wozniak, Bill H	0	0	0	0	0	0	0	0	0	0	0	0
Bennett, Alvin N.	0	0	0	0	0	0	0	0	0	0	0	0
Halbrough, Curtis P.	0	0	0	0	0	0	0	0	0	0	0	0
OTHER	0	0	0	0	0	0	0	0	0	0	0	0
Total Maryland	0	4	0	0	0	0	0	0	0	0	0	0
North Carolina												
Alexander, Richard W.	0	0	56	0	0	0	0	0	0	0	0	0
Andrews, William E.	0	0	0	0	0	0	0	0	0	0	0	0
Ardrey, Kevin V	0	0	56	0	0	0	0	56	0	0	0	0
Baldwin, Eddie Ray	0	0	28	15	0	0	0	0	0	0	0	0
Bibb, Steven T.	0	0	54	0	0	0	0	12	1	0	0	0
Bliven, David W	0	0	56	0	0	0	0	0	0	0	0	0
Bost, Timothy Dale	0	0	16	0	0	0	0	0	0	0	0	0
Brigman, David L	0	0	0	56	0	0	0	0	0	40	0	0
Cook, Tina R	0	0	0	0	0	0	0	0	0	0	0	0
Cooke, Jeffrey Jones	0	0	4	25	0	0	0	56	0	0	0	0
Corn Jr, Douglas H	0	0	6	0	0	50	0	0	0	0	27	0
Cornett, Shaun M	0	0	6	0	0	50	0	0	0	0	0	0
Cunningham, Sonny G	0	0	6	0	0	0	0	0	0	0	0	0
Davis, Robert Eric	0	0	56	0	0	0	0	0	0	0	0	0
Dixon, William Ray	0	0	56	0	0	0	0	0	0	0	0	0
Durham, Rick J	0	0	39	17	0	0	0	0	0	0	0	0
Edwards, Cary Glenn	0	0	56	0	0	0	0	0	0	0	0	0
English, Alan Randall	5	0	0	0	0	0	0	56	0	0	0	0
Estes, Christopher Larry	0	0	2	28	0	0	0	0	0	0	0	0
Forbes, David D	0	0	49	0	0	0	0	0	0	0	0	0
Gonzalez, Nixon Mizraim	0	0	56	0	0	0	0	0	0	0	0	0
Graham, Michael Christophe	0	0	56	0	0	0	0	0	0	0	0	0
Grinstead, Beverly Brown	0	0	56	0	0	0	0	0	0	0	0	0
Harrell, Stephen B.	0	0	28	12	14	0	0	0	0	0	0	0
Haver, Mark R	0	0	42	0	0	0	0	0	0	0	1	0
Henry, Larry Darnell	0	0	56	0	0	0	0	0	0	14	0	0
Highley, James T	0	3	0	0	0	0	0	0	0	0	0	0
Hoffer, Randy Ray	0	0	28	0	0	0	0	0	0	0	0	0
Hughes, David H	0	0	47	9	0	0	0	28	0	0	0	13
Hurt, James Allen	0	0	52	0	0	0	0	0	0	0	0	0
James, Robert Adam	0	0	56	0	0	0	0	0	0	0	0	0
Johansen, John E	0	0	56	0	0	0	0	0	0	0	0	0
Keasling, Jerry A	0	0	51	0	0	0	0	0	0	0	0	0
Knopf Jr., Kenneth Wayne	0	0	56	0	0	0	0	0	0	0	0	0
Konsul, Anthony J.	0	0	56	0	0	0	0	0	0	0	0	0
Langston, Kenneth L.	0	0	56	0	0	0	0	0	0	0	0	0
Lashua, Martin J	0	0	26	30	0	0	0	0	0	0	0	0
Lassiter, Danny W	0	0	50	5	0	0	1	0	0	0	0	0
Leary, Donald W	0	0	28	13	6	0	0	8	1	0	1	0
Lewis, Kenneth David	0	0	26	38	0	0	0	0	0	0	0	0
Lightle, Richard D	0	0	3	17	0	0	6	0	0	0	0	0
McFalls, Edwin L	0	0	6	0	0	50	0	0	0	0	0	0
McGowan, Steven M	0	0	3	47	0	0	6	0	0	0	0	0
McIntosh, Grady Evan	0	0	47	9	0	0	0	0	0	0	0	0
Medling, David G	0	0	56	0	0	0	0	0	0	0	0	0
Nelson, Randy R	0	0	20	0	0	36	0	0	0	0	0	0
Nix Jr., Joseph Dewey	0	0	4	52	0	0	0	0	0	0	0	0
Norris, Joel F	0	0	33	0	0	0	0	0	0	0	0	0
Oliver, Bryon Dean	0	0	56	0	0	0	0	0	0	0	0	0
Orr, Robert Frederick	0	0	17	0	30	0	0	0	0	0	0	0
Peacock II, Gary H	0	0	4	52	0	0	0	0	0	0	0	0
Pearlman, Robert Mark	0	0	24	0	0	0	0	0	0	0	0	0
Peterson Jr, Dwight L.	0	0	0	22	0	0	0	0	0	0	3	0
Peterson, Joshua W	0	0	0	0	0	0	0	56	0	0	0	0
Pritchard, Charles Randall	0	0	53	0	0	0	0	0	0	0	0	0
Pritchard, Scott A	0	0	51	0	0	0	0	0	0	0	0	0
Puckett, Michael Shane	0	0	50	0	0	0	0	0	0	0	0	0
	0	0	56	0	0	0	0	0	0	0	0	0

WATER SERVICE CORPORATION
 SE 50 - Operator Salary
 Distribution of Direct
 Salaries and Benefits
 Period Ended 03/31/07

Employee	Total	Mgmt to SE Region	41-0212 Cochester	42-0205 Greeridge Utilities	43-0210 Provincos	44-0215 Maryland Wtr Serv	47-0225 Mass- anuten	52-0250 UI of Penn	51-0251 Westgate	53-0255 Penn Estates
Ryce, Ronnie N	56	0	0	0	0	0	0	0	0	0
Ryniak, David	56	0	0	0	0	0	0	0	0	0
Scanlon, Martin L.	56	0	0	0	0	0	0	0	0	0
Scarboro, Donald Joseph	56	0	0	0	0	0	0	0	0	0
Stacks, Clifford M	56	0	0	0	0	0	0	0	0	0
Stovall, Glenn A	22	0	0	0	0	0	0	0	0	0
Terrell, Brian V	56	0	0	0	0	0	0	0	0	0
Tippett, Larry Cecil	56	0	0	0	0	0	0	0	0	0
Tupps, Roger B	56	0	0	0	0	0	0	0	0	0
Underwood, Gerald L	56	0	0	0	0	0	0	0	0	0
Vanscoy Jr., William James	51	0	0	0	0	0	0	0	0	0
Walker, Gordon Scott	56	0	0	0	0	0	0	0	0	0
Walton, Kerry Gene	56	0	0	0	0	0	0	0	0	0
Woody Jr, Rex	56	0	0	0	0	0	0	0	0	0
Woody, Rex R.	56	0	0	0	0	0	0	0	0	0
Woolard, Jeffrey Scott	41	0	0	6	0	0	0	0	0	0
Young, Richard D	56	0	0	0	0	0	0	0	0	0
PT Allen, Howard W	31	0	0	0	0	0	0	0	0	0
Birds, Peter McNeely	0	0	0	0	0	0	0	0	0	0
Brown, Randy	29	0	0	0	0	0	0	0	0	0
PT Edwards, Conly J	28	0	0	0	0	0	0	0	0	0
Elmore II, Dickie Lee	56	0	0	0	0	0	0	0	0	0
Farmer, Bartlett Ted	53	0	0	0	0	0	0	0	0	0
Ford, Kelly Steven	56	0	0	0	0	0	0	0	0	0
Gatewood, George Richard	44	0	0	0	0	0	0	0	0	0
Graham, Joshua J.	56	0	0	0	0	0	0	0	0	0
Grogan, Stuart A	56	0	0	0	0	0	0	0	0	0
Gurley, Cooper Van	56	0	0	0	0	0	0	0	0	0
PT Hall, Richard Leroy	35	0	0	0	0	0	0	0	0	0
Henry, Scott A	49	0	0	0	0	0	0	0	0	0
Hough II, Arthur Lee	56	0	0	0	0	0	0	0	0	0
PT Hurphy, Phillip K	56	0	0	0	0	0	0	0	0	0
Salter, Gregory M	55	0	0	0	0	0	0	0	0	0
Tesch, Jim R	56	0	0	0	0	0	0	0	0	0
Armentrout, Mary Frances	56	19	0	0	0	0	0	0	0	0
Daniel, Carl	56	19	0	1	1	1	2	1	0	0
Garmon, Jublia B	56	19	0	1	1	1	2	1	0	1
Stanis, Veronica Marie	56	19	0	1	1	1	2	1	0	1
OTHER	(70)	0	0	1	1	1	2	1	0	1
Total North Carolina	4,921	76	1	7	9	7	19	11	2	12

WATER SERVICE CORPORATION
 SE 50 - Operator Salary
 Distribution of Direct
 Salaries and Benefits
 Period Ended 03/31/87

Employee	56-0830 Elk River	57-0270 Montague	80-0500 CWS Inc. of NC	83-0800 CWS Systems	86-0900 Carolina Trace	87-0905 Transylv	92-0651 Tenn. Ncr. Serv.	120-0920 North Topsail	121-0925 Carolina Pines	122-0922 Bradfield Farms	123-0923 Nero	160-0160 Wtr Serv Co. of KY
Reece, Ronnie N	5	0	51	0	0	0	0	0	0	0	0	0
Ryniak, David	0	0	25	11	3	0	0	0	0	0	0	0
Scanlon, Martin L.	0	0	56	0	0	0	0	0	0	0	0	0
Scarboro, Donald Joseph	0	0	5	0	51	0	0	0	0	0	0	0
Stacks, Clifford H	0	0	56	0	0	0	0	0	0	0	0	0
Stovall, Glenn A	0	0	22	0	0	0	0	0	0	0	0	0
Terrell, Brian V	0	0	56	0	0	0	0	0	0	0	0	0
Tippett, Larry Cecil	0	0	0	0	0	0	0	0	0	0	0	0
Tupps, Roger B	0	0	56	0	0	0	0	56	0	0	0	0
Underwood, Gerald L	0	0	56	0	0	0	0	0	0	0	0	0
Vanscoy Jr., William James	0	0	25	23	0	0	0	0	0	0	0	0
Walker, Gordon Scott	0	0	56	0	0	0	0	0	0	0	3	0
Walton, Kerry Gene	0	0	23	15	17	0	0	0	0	0	0	0
Woody Jr, Rex	3	0	40	13	0	0	0	0	0	0	2	0
Woody, Rex R.	0	0	56	0	0	0	0	0	0	0	0	0
Woolard, Jeffrey Scott	0	0	41	0	0	0	0	0	0	0	0	0
Young, Richard D	8	0	48	0	0	0	0	0	0	0	0	0
PT Allen, Howard W	0	0	31	0	0	0	0	0	0	0	0	0
Birds, Peter McNeely	TERM	0	0	0	0	0	0	0	0	0	0	0
Brown, Randy	TERM	0	29	0	0	0	0	0	0	0	0	0
PT Edwards, Conly J	0	0	26	0	0	0	0	0	0	0	0	0
Elmore II, Dickie Lee	TERM	0	56	0	0	0	0	0	0	0	0	0
Farmer, Bartlett Ted	TERM	0	53	0	0	0	0	0	0	0	0	0
Ford, Kelly Steven	TERM	0	56	0	0	0	0	0	0	0	0	0
Gatewood, George Richard	TERM	0	44	0	0	0	0	0	0	0	0	0
Graham, Joshua J.	TERM	0	56	0	0	0	0	0	0	0	0	0
Grogin, Stuart A	TERM	0	56	0	0	0	0	0	0	0	0	0
Gurley, Cooper Van	TERM	0	56	0	0	0	0	0	0	0	0	0
PT Hall, Richard Leroy	0	0	35	0	0	0	0	0	0	0	0	0
Henry, Scott A	TERM	0	3	42	0	0	5	0	0	0	0	0
Hough II, Arthur Lee	TERM	0	0	56	0	0	0	0	0	0	0	0
PT Murphy, Phillip K	0	0	56	0	0	0	0	0	0	0	0	0
Salter, Gregory M	TERM	0	55	0	0	0	0	0	0	0	0	0
Tesch, Jim R	TERM	0	56	0	0	0	0	0	0	0	0	0
Armentrout, Mary Frances	0	1	17	5	1	1	0	2	0	1	0	0
Daniel, Carl	0	1	17	5	1	1	0	2	0	1	0	2
Gannon, Jublia B	0	1	17	5	1	1	0	2	0	1	0	2
Stanis, Veronica Marie	0	1	17	5	1	1	0	2	0	1	0	2
OTHER	0	0	(70)	0	0	0	0	0	0	0	0	0
Total North Carolina	23	7	3,294	669	122	190	21	336	2	58	37	21

WATER SERVICE CORPORATION
 SE 50 - Operator Salary
 Distribution of Direct
 Salaries and Benefits
 Period Ended 03/31/07

Employee	Total	Mgmt to SE Region	41-0212 Colchester	42-0205 Greenridge Utilities	43-0210 Provinces	44-0215 Maryland Wtr Serv	47-0225 Mass-anutten	52-0250 UI of Penn	51-0251 Westgate	53-0255 Penn Estates
KENTUCKY										
Bolt, Gregory C	56	0	0	0	0	0	0	0	0	0
Fields, Woodrow A	56	0	0	0	0	0	0	0	0	0
Heck, Travis Nathaniel	52	0	0	0	0	0	0	0	0	0
Johnson, Harvey Harlan	56	0	0	0	0	0	0	0	0	0
Leonard, James Ronald	56	0	0	0	0	0	0	0	0	0
Hills, Wendell Gary	56	0	0	0	0	0	0	0	0	0
Onkst, James H	52	0	0	0	0	0	0	0	0	0
Partin, Michael W	56	0	0	0	0	0	0	0	0	0
Pickard, Michael Anthony	56	0	0	0	0	0	0	0	0	0
Russell, R. Dale	56	0	0	0	0	0	0	0	0	0
Turner, John R	56	0	0	0	0	0	0	0	0	0
OTHER	2	0	0	0	0	0	0	0	0	0
Total Kentucky	610	0	0	0	0	0	0	0	0	0
New Jersey										
Sec Pennsylvania	0	0	0	0	0	0	0	0	0	0
OTHER	0	0	0	0	0	0	0	0	0	0
Total New Jersey	0	0	0	0	0	0	0	0	0	0
Virginia										
Berry, Jeremy Aaron	56	0	0	0	0	0	56	0	0	0
Hough, Larry Paul	56	0	0	0	0	0	56	0	0	0
Mitchell Jr., Dennis Allen	56	0	0	0	0	0	56	0	0	0
Puffenbarger Jr., James B	56	0	0	0	0	0	56	0	0	0
Sampson, Keith Franklin	56	0	0	0	0	0	56	0	0	0
Sharp, Tony Linden	56	0	1	4	6	4	15	9	3	10
Smiley, Donald Eugene	56	0	0	0	0	0	56	0	0	0
Whorley, Davie Mark	56	0	0	0	0	0	56	0	0	0
Sorrell, Craig B	56	0	56	0	0	0	0	0	0	0
OTHER	5	0	0	0	0	0	5	0	0	0
Total Virginia	509	0	57	4	6	4	412	9	3	10
Pennsylvania										
Brost, Peter A.	56	0	0	0	0	0	0	0	13	43
Bruce, Glenn Robert	56	0	0	0	0	0	0	56	0	0
Lewis Jr., Richard A	56	0	0	0	0	0	0	0	0	41
Madison Jr, Charles P	56	0	0	0	0	0	0	19	7	22
Travaglino, Timothy J.	56	0	0	0	0	0	0	56	0	0
Umphrey, Daniel Lewis	56	0	0	0	0	0	0	0	13	43
Vanwhy, Kenneth J	56	0	0	0	0	0	0	0	0	41
PT Clowney, David Lee	45	0	0	0	0	0	0	0	0	45
OTHER	0	0	0	0	0	0	0	0	0	0
Total Pennsylvania	437	0	0	0	0	0	0	131	33	235

WATER SERVICE CORPORATION
 SE 50 - Operator Salary
 Distribution of Direct
 Salaries and Benefits
 Period Ended 03/31/07

Employee	56-0830 Elk River	57-0270 Montague	80-0500 CWS Inc. of NC	83-0800 CWS Systems	86-0900 Carolina Trace	87-0905 Transylv	92-0651 Tenn. Wtr. Serv.	120-0920 North Topsail	121-0925 Carolina Pines	122-0922 Bradfield Farms	123-0923 Nero	160-0160 Wtr Serv Co of KY
KENTUCKY												
Bolt, Gregory C	0	0	0	0	0	0	0	0	0	0	0	56
Fields, Woodrow A	0	0	0	0	0	0	0	0	0	0	0	56
Heck, Travis Nathaniel	0	0	0	0	0	0	0	0	0	0	0	52
Johnson, Harvey Harlan	0	0	0	0	0	0	0	0	0	0	0	56
Leonard, James Ronald	0	0	0	0	0	0	0	0	0	0	0	56
Hills, Wendell Gary	0	0	0	0	0	0	0	0	0	0	0	56
Onkst, James H	0	0	0	0	0	0	0	0	0	0	0	52
Partin, Michael H	0	0	0	0	0	0	0	0	0	0	0	56
Pickard, Michael Anthony	0	0	0	0	0	0	0	0	0	0	0	56
Russell, R. Dale	0	0	0	0	0	0	0	0	0	0	0	56
Turner, John R	0	0	0	0	0	0	0	0	0	0	0	56
OTHER	0	0	0	0	0	0	0	0	0	0	0	2
Total Kentucky	0	0	0	0	0	0	0	0	0	0	0	610
New Jersey												
See Pennsylvania	0	0	0	0	0	0	0	0	0	0	0	0
OTHER	0	0	0	0	0	0	0	0	0	0	0	0
Total New Jersey	0	0	0	0	0	0	0	0	0	0	0	0
Virginia												
Berry, Jeremy Aaron	0	0	0	0	0	0	0	0	0	0	0	0
Hough, Larry Paul	0	0	0	0	0	0	0	0	0	0	0	0
Mitchell Jr., Dennis Allen	0	0	0	0	0	0	0	0	0	0	0	0
Puffenbarger Jr., James B	0	0	0	0	0	0	0	0	0	0	0	0
Sampson, Keith Franklin	0	0	0	0	0	0	0	0	0	0	0	0
Sharp, Tony Linden	0	4	0	0	0	0	0	0	0	0	0	0
Smiley, Donald Eugene	0	0	0	0	0	0	0	0	0	0	0	0
Whorley, Davis Mark	0	0	0	0	0	0	0	0	0	0	0	0
Sorell, Craig B	0	0	0	0	0	0	0	0	0	0	0	0
OTHER	0	0	0	0	0	0	0	0	0	0	0	0
Total Virginia	0	4	0	0	0	0	0	0	0	0	0	0
Pennsylvania												
Brost, Feter A.	0	0	0	0	0	0	0	0	0	0	0	0
Bruce, Glenn Robert	0	0	0	0	0	0	0	0	0	0	0	0
Lewis Jr., Richard A	0	15	0	0	0	0	0	0	0	0	0	0
Madison Jr. Charles P	0	8	0	0	0	0	0	0	0	0	0	0
Travaglini, Timothy J.	0	0	0	0	0	0	0	0	0	0	0	0
Umphrey, Daniel Lewis	0	0	0	0	0	0	0	0	0	0	0	0
Vonwhy, Kenneth J	0	15	0	0	0	0	0	0	0	0	0	0
PT Clowney, David Lee	0	0	0	0	0	0	0	0	0	0	0	0
OTHER	0	0	0	0	0	0	0	0	0	0	0	0
Total Pennsylvania	0	38	0	0	0	0	0	0	0	0	0	0

WATER SERVICE CORPORATION
 SE 50 - Operator Salary
 Distribution of Direct
 Salaries and Benefits
 Period Ended 03/31/07

Employee	Total	Mgmt to SE Region	41-0212 Colchester	42-0205 Greenridge Utilities	43-0210 Provinces	44-0215 Maryland hr Serv	47-0225 Mass- anuten	52-0250 UI of Penn	51-0251 Westgate	53-0255 Penn Estates
MARYLAND										
Haggerty, Randy L	24	0	0	0	0	24	0	0	0	0
Hartline, Douglas V.	26	0	26	0	0	0	0	0	0	0
Mason, Rick	26	0	0	2	3	0	0	0	0	0
McConnell, Walter George	26	0	0	10	16	2	7	4	1	5
Walker, Robert Antonia	26	0	0	0	0	0	0	0	0	0
Whitson, Richard Edward	26	0	26	0	0	26	0	0	0	0
Wozniak, Bill H	26	0	2	0	0	0	0	0	0	0
Bennett, Alvin N.	26	0	2	9	15	0	0	0	0	0
Malbrough, Curtis P.	23	0	26	0	0	0	0	0	0	0
OTHER	188	0	0	9	14	0	0	0	0	0
Total Maryland	413	0	80	30	236	52	7	4	1	5
North Carolina										
Alexander, Richard W.	106	0	0	0	0	0	0	0	0	0
Andrews, William E.	77	0	0	0	0	0	0	0	0	0
Ardrey, Kevin V	80	0	0	0	0	0	0	0	0	0
Baldwin, Eddie Ray	187	0	0	0	0	0	0	0	0	0
Bibb, Steven T.	73	0	0	0	0	0	0	0	0	0
Bliven, David W	123	0	0	0	0	0	0	0	0	0
Bost, Timothy Dale	83	0	0	0	0	0	0	0	0	0
Brigman, David L	83	0	0	0	0	0	0	0	0	0
Cook, Tina R	76	0	0	0	0	0	0	0	0	0
Cooke, Jeffrey Jones	98	0	0	0	0	0	0	0	0	0
Corn Jr, Douglas M	100	0	0	0	0	0	0	0	0	0
Cornett, Shaun M	78	0	0	0	0	0	0	0	0	0
Cunningham, Sonny G	147	0	0	0	0	0	0	0	0	0
Davis, Robert Eric	113	0	0	0	0	0	0	0	0	0
Dixon, William Ray	77	0	0	0	0	0	0	0	0	0
Durham, Rick J	192	0	0	0	0	0	0	0	0	0
Edwards, Gary Glenn	137	0	0	0	0	0	0	0	0	0
English, Alan Randall	91	0	0	0	0	0	0	0	0	0
Estes, Christopher Larry	44	0	0	0	0	0	0	0	0	0
Forbes, David D	66	0	0	0	0	0	0	0	0	0
Gonzalez, Nixon Mizraim	90	0	0	0	0	0	0	0	0	0
Graham, Michael Christophe	103	0	0	0	0	0	0	0	0	0
Grinstead, Beverly Brown	83	0	0	0	0	0	0	0	0	0
Harrell, Stephen B.	140	0	0	0	0	0	0	0	0	0
Haver, Mark R	142	0	0	0	0	0	0	0	0	0
Henry, Larry Darnell	106	0	0	0	0	0	0	0	0	0
Highley, James T	192	0	2	10	16	12	39	23	8	28
Heffer, Randy Ray	145	0	0	0	0	0	0	0	0	0
Hughes, David M	101	0	0	0	0	0	0	0	0	0
Hurt, James Allen	70	0	0	0	0	0	0	0	0	0
James, Robert Adam	101	0	0	0	0	0	0	0	0	0
Johansen, John E	116	0	0	0	0	0	0	0	0	0
Kasaling, Jerry A	68	0	0	0	0	0	0	0	0	0
Knopf Jr., Kenneth Wayne	84	0	0	0	0	0	0	0	0	0
Konsul, Anthony J.	156	0	0	0	0	0	0	0	0	0
Langston, Kenneth L.	85	0	0	0	0	0	0	0	0	0
Lashua, Martin J	192	0	0	0	0	0	0	0	0	0
Lassiter, Danny W	189	0	0	0	0	0	0	0	0	0
Leary, Donald W	95	0	0	0	0	0	0	0	0	0
Lewis, Kenneth David	156	0	0	0	0	0	0	0	0	0
Lightle, Richard D	75	0	0	0	0	0	0	0	0	0
McFalls, Edwin L	136	0	0	0	0	0	0	0	0	0
McGowan, Steven M	117	0	0	0	0	0	0	0	0	0
McIntosh, Grady Evan	81	0	0	0	0	0	0	0	0	0
Medling, David G	120	0	0	0	0	0	0	0	0	0
Nelon, Randy R	90	0	0	0	0	0	0	0	0	0
Nix Jr., Joseph Dewey	45	0	0	0	0	0	0	0	0	0
Norris, Joel F	126	0	0	0	0	0	0	0	0	0
Oliver, Bryon Daan	81	0	0	0	0	0	0	0	0	0
Orr, Robert Frederick	64	0	0	0	0	0	0	0	0	0
Peacock II, Gary M	99	0	0	0	0	0	0	0	0	0
Pearlman, Robert Mark	67	0	0	0	0	0	0	0	0	0
Peterson Jr, Dwight L.	86	0	0	0	0	0	0	0	0	0
Peterson, Joshua W	72	0	0	0	0	0	0	0	0	0
Fritchard, Charles Randall	69	0	0	0	0	0	0	0	0	0
Fritchard, Scott A	68	0	0	0	0	0	0	0	0	0
Puckett, Michael Shane	85	0	0	0	0	0	0	0	0	0

WATER SERVICE CORPORATION
 SE 50 - Operator Salary
 Distribution of Direct
 Salaries and Benefits
 Period Ended 03/31/07

Employee	56-0830 Elk River	57-0270 Montague	80-0500 CWS Inc. of NC	83-0800 CWS Systems	86-0900 Carolina Trace	87-0905 Translvy	92-0651 Tenn. Ntr. Srvc.	120-0920 North Topsail	121-0925 Carolina Pines	122-0922 Bradfield Farms	123-0923 Nero	160-0160 Wtr Srvc Co of KY
MARYLAND												
Haggerty, Randy L	0	0	0	0	0	0	0	0	0	0	0	0
Hartline, Douglas V.	0	0	0	0	0	0	0	0	0	0	0	0
Hason, Rick	0	2	0	0	0	0	0	0	0	0	0	0
McConnell, Walter George	0	0	0	0	0	0	0	0	0	0	0	0
Walker, Robert Antonia	0	0	0	0	0	0	0	0	0	0	0	0
Whitson, Richard Edward	0	0	0	0	0	0	0	0	0	0	0	0
Wozniak, Bill H	0	0	0	0	0	0	0	0	0	0	0	0
Bennett, Aivin N.	0	0	0	0	0	0	0	0	0	0	0	0
Halbrough, Curtis P.	0	0	0	0	0	0	0	0	0	0	0	0
OTHER	0	0	0	0	0	0	0	0	0	0	0	0
Total Maryland	0	2	0	0	0	0	0	0	0	0	0	0
North Carolina												
Alexander, Richard W.	0	0	106	0	0	0	0	0	0	0	0	0
Andrews, William E.	0	0	0	0	0	0	0	77	0	0	0	0
Ardrey, Kevin V	0	0	80	49	0	0	0	0	0	0	0	0
Baldwin, Eddie Ray	0	0	92	0	0	0	0	0	0	0	0	0
Bibb, Steven T.	0	0	73	0	0	0	0	41	5	0	0	0
Bliven, David W	0	0	123	0	0	0	0	0	0	0	0	0
Boat, Timothy Dale	0	0	23	0	0	0	0	0	0	0	0	0
Brigman, David L	0	0	0	83	0	0	0	0	0	59	0	0
Cook, Tina R	0	0	0	0	0	0	0	0	0	0	0	0
Cooke, Jeffrey Jones	0	0	7	0	0	0	0	76	0	0	0	0
Corn Jr, Douglas M	0	0	7	44	0	0	0	0	0	0	47	0
Cornett, Shaun M	0	0	11	0	0	89	0	0	0	0	0	0
Cunningham, Sonny G	0	0	8	0	0	70	0	0	0	0	0	0
Davis, Robert Eric	0	0	147	0	0	0	0	0	0	0	0	0
Dixon, William Ray	0	0	113	0	0	0	0	0	0	0	0	0
Durham, Rick J	0	0	53	23	0	0	0	0	0	0	0	0
Edwards, Cory Glenn	0	0	192	0	0	0	0	0	0	0	0	0
English, Alan Randall	8	0	0	0	0	0	0	137	0	0	0	0
Estes, Christopher Larry	0	0	83	0	0	0	0	0	0	0	0	0
Forbes, David D	0	0	2	37	0	0	4	0	0	0	0	0
Gonzalez, Nixon Mizraim	0	0	66	0	0	0	0	0	0	0	0	0
Graham, Michael Christophe	0	0	90	0	0	0	0	0	0	0	0	0
Grinstead, Beverly Brown	0	0	103	0	0	0	0	0	0	0	0	0
Harrell, Stephen B.	0	0	83	0	0	0	0	0	0	0	0	0
Haver, Mark R	0	0	71	31	35	0	0	0	0	0	3	0
Henry, Larry Darnell	0	0	106	0	0	0	0	0	0	0	0	0
Higley, James T	0	19	0	0	0	0	0	0	0	36	0	0
Hoffer, Randy Ray	0	0	0	0	0	0	0	0	0	0	0	0
Hughes, David H	0	0	71	0	0	0	0	0	0	0	0	44
Hurt, James Allen	0	0	84	17	0	0	0	73	0	0	0	0
James, Robert Adam	0	0	70	0	0	0	0	0	0	0	0	0
Johanson, John E	0	0	101	0	0	0	0	0	0	0	0	0
Keasling, Jerry A	0	0	116	0	0	0	0	0	0	0	0	0
Knopf Jr., Kenneth Wayne	0	0	69	0	0	0	0	0	0	0	0	0
Konsul, Anthony J	0	0	84	0	0	0	0	0	0	0	0	0
Langston, Kenneth L.	0	0	155	0	0	0	0	0	0	0	0	0
Lashua, Martin J	0	0	40	45	0	0	0	0	0	0	0	0
Lassiter, Danny W	0	0	173	16	0	0	3	0	0	0	0	0
Leary, Donald W	0	0	95	45	19	0	0	26	3	0	2	0
Lewis, Kenneth David	0	0	44	51	0	0	0	0	0	0	0	0
Lightle, Richard D	0	0	8	132	0	0	16	0	0	0	0	0
McFalls, Edwin L	0	0	8	0	0	67	0	0	0	0	0	0
McGowan, Steven M	0	0	7	115	0	0	14	0	0	0	0	0
McIntosh, Grady Evan	0	0	98	19	0	0	0	0	0	0	0	0
Medling, David G	0	0	81	0	0	0	0	0	0	0	0	0
Nelson, Randy R	0	0	42	0	0	78	0	0	0	0	0	0
Nix Jr., Joseph Dewey	0	0	7	81	0	0	0	0	0	0	0	0
Norris, Joel F	0	0	45	0	0	0	0	0	0	0	0	0
Oliver, Bryon Dean	0	0	126	0	0	0	0	0	0	0	0	0
Orr, Robert Frederick	0	0	81	0	0	0	0	0	0	0	0	0
Peacock II, Gary M	0	0	23	0	41	0	0	0	0	0	0	0
Pearlman, Robert Mark	0	0	7	91	0	0	0	0	0	0	0	0
Peterson Jr, Dwight L.	0	0	33	3A	0	0	0	0	0	0	0	0
Peterson, Joshua W	0	0	0	0	0	0	0	86	0	0	4	0
Pritchard, Charles Randall	0	0	72	0	0	0	0	0	0	0	0	0
Pritchard, Scott A	0	0	69	0	0	0	0	0	0	0	0	0
Puckett, Michael Shane	0	0	68	0	0	0	0	0	0	0	0	0
	0	0	85	0	0	0	0	0	0	0	0	0

WATER SERVICE CORPORATION
 SE 50 - Operator Salary
 Distribution of Direct
 Salaries and Benefits
 Period Ended 03/31/07

Employees	Total	Mgmt co SE Region	41-0212 Colchester	42-0205 Greenridge Utilities	43-0210 Provincias	44-0215 Maryland Wtr Serv	47-0225 Mass- anuttan	52-0250 UI of Penn	51-0251 Westgate	53-0255 Penn Estates
Reece, Ronnie N	81	0	0	0	0	0	0	0	0	0
Ryniak, David	92	0	0	0	0	0	0	0	0	0
Scanlon, Martin L.	176	0	0	0	0	0	0	0	0	0
Scarboro, Donald Joseph	94	0	0	0	0	0	0	0	0	0
Stacks, Clifford M	81	0	0	0	0	0	0	0	0	0
Stovall, Glenn A	29	0	0	0	0	0	0	0	0	0
Terrell, Brian V	95	0	0	0	0	0	0	0	0	0
Tippett, Larry Cecil	83	0	0	0	0	0	0	0	0	0
Tupps, Roger B	105	0	0	0	0	0	0	0	0	0
Underwood, Gerald L	97	0	0	0	0	0	0	0	0	0
Vanscoy Jr., William James	69	0	0	0	0	0	0	0	0	0
Walker, Gordon Scott	114	0	0	0	0	0	0	0	0	0
Walton, Kerry Gene	150	0	0	0	0	0	0	0	0	0
Woody Jr, Rex	142	0	0	0	0	0	0	0	0	0
Woody, Rex R.	80	0	0	0	0	0	0	0	0	0
Woolard, Jeffrey Scott	55	0	0	0	0	0	0	0	0	0
Young, Richard D	99	0	0	0	0	0	0	0	0	0
PT Allen, Howard W	42	0	0	0	0	0	0	0	0	0
Birds, Peter McNeely	0	0	0	0	0	0	0	0	0	0
Brown, Randy	39	0	0	0	0	0	0	0	0	0
PT Edwards, Conly J	38	0	0	0	0	0	0	0	0	0
Elmore II, Dickie Lee	85	0	0	0	0	0	0	0	0	0
Farmer, Bartlett Ted	71	0	0	0	0	0	0	0	0	0
Ford, Kelly Steven	88	0	0	0	0	0	0	0	0	0
Gatewood, George Richard	59	0	0	0	0	0	0	0	0	0
Graham, Joshua J.	84	0	0	0	0	0	0	0	0	0
Grogan, Stuart A	81	0	0	0	0	0	0	0	0	0
Gurley, Cooper Van	101	0	0	0	0	0	0	0	0	0
PT Hall, Richard Leroy	47	0	0	0	0	0	0	0	0	0
Henry, Scott A	66	0	0	0	0	0	0	0	0	0
Hough II, Arthur Lee	116	0	0	0	0	0	0	0	0	0
PT Murphy, Phillip K	75	0	0	0	0	0	0	0	0	0
Salter, Gregory M	74	0	0	0	0	0	0	0	0	0
Tesch, Jim R	127	0	0	0	0	0	0	0	0	0
Amstout, Mary Frances	108	36	0	1	2	1	4	2	0	0
Daniel, Carl	192	54	0	2	3	7	7	1	1	3
Gannon, Jublia B	192	64	0	2	3	2	7	4	1	5
Stanis, Veronica Marie	135	45	0	1	2	1	5	3	1	3
OTHER	176	0	0	0	0	0	0	0	0	0
Total North Carolina	9,562	209	2	16	26	10	62	36	12	44

WATER SERVICE CORPORATION
 BE 50 - Operator Salary
 Distribution of Direct
 Salaries and Benefits
 Period Ended 01/31/07

Employee	56-0830 Elk River	57-0270 Montague	80-0500 CWS Inc. of NC	83-0800 CWS Systems	86-0900 Carolina Trace	87-0905 Transylv	92-0651 Tenn. Wtr. Serv.	120-0920 North Topsail	121-0925 Carolina Pines	122-0922 Bradfield Farms	123-0923 Nero	160-0160 Wtr Serv Co of KY
Reece, Ronnie N	7	0	74	0	0	0	0	0	0	0	0	0
Ryniak, David	0	0	41	51	0	0	0	0	0	0	0	0
Scanlon, Martin L.	0	0	176	0	0	0	0	0	0	0	0	0
Scarboro, Donald Joseph	0	0	9	0	84	0	0	0	0	0	0	0
Stacks, Clifford M	0	0	81	0	0	0	0	0	0	0	0	0
Stovall, Glenn A	0	0	29	0	0	0	0	0	0	0	0	0
Terrell, Brian V	0	0	95	0	0	0	0	0	0	0	0	0
Tippett, Larry Cecil	0	0	0	0	0	0	0	0	0	0	0	0
Tupps, Roger B	0	0	105	0	0	0	0	83	0	0	0	0
Underwood, Gerald L	0	0	97	0	0	0	0	0	0	0	0	0
Vanscoy Jr., William James	0	0	34	31	0	0	0	0	0	0	0	0
Walker, Gordon Scott	0	0	114	0	0	0	0	0	0	0	4	0
Walton, Kerry Gene	0	0	61	40	45	0	0	0	0	0	0	0
Woody Jr, Rex	8	0	102	32	0	0	0	0	0	0	4	0
Woody, Rex R.	0	0	80	0	0	0	0	0	0	0	0	0
Woodard, Jeffrey Scott	0	0	55	0	0	0	0	0	0	0	0	0
Young, Richard D	14	0	85	0	0	0	0	0	0	0	0	0
PT Allen, Howard W	0	0	42	0	0	0	0	0	0	0	0	0
Birds, Peter McNeely	0	0	0	0	0	0	0	0	0	0	0	0
Brown, Randy	0	0	39	0	0	0	0	0	0	0	0	0
PT Edwards, Conly J	3	0	35	0	0	0	0	0	0	0	0	0
Elmore II, Dickie Lee	0	0	85	0	0	0	0	0	0	0	0	0
Farmer, Bartlett Ted	0	0	71	0	0	0	0	0	0	0	0	0
ForB, Kelly Steven	0	0	88	0	0	0	0	0	0	0	0	0
Gatewood, George Richard	0	0	59	0	0	0	0	0	0	0	0	0
Graham, Joshua J.	0	0	84	0	0	0	0	0	0	0	0	0
Grogin, Stuart A	0	0	81	0	0	0	0	0	0	0	0	0
Gurley, Cooper Van	0	0	101	0	0	0	0	0	0	0	0	0
PT Hall, Richard Leroy	0	0	47	0	0	0	0	0	0	0	0	0
Henry, Scott A	0	0	3	56	0	0	7	0	0	0	0	0
Hough II, Arthur Lee	0	0	0	116	0	0	0	0	0	0	0	0
PT Murphy, Phillip K	0	0	75	0	0	0	0	0	0	0	0	0
Salter, Gregory M	0	0	74	0	0	0	0	0	0	0	0	0
Tesch, Jim R	0	0	127	0	0	0	0	0	0	0	0	0
Armentrout, Mary Frances	0	1	33	10	2	2	0	3	0	2	0	0
Daniel, Carl	1	2	58	17	4	4	1	5	1	2	0	4
Gannon, Jublia B	1	2	58	17	4	4	1	5	1	3	0	8
Stanis, Veronica Marie	0	1	41	12	3	3	0	4	1	3	0	8
OTHER	0	0	176	0	0	0	0	4	0	2	0	6
Total North Carolina	42	16	6,315	1,293	237	317	46	616	10	105	64	70

WATER SERVICE CORPORATION
 SE 50 - Operator Salary
 Distribution of Direct
 Salaries and Benefits
 Period Ended 03/31/07

Employee	Total	Mgmt to SE Region	41-0212 Colchester	42-0205 Greenridge Utilities	43-0210 Provinces	44-0215 Maryland Wtr Serv	47-0225 Mass- amutten	52-0250 UI of Penn	51-0251 Westgate	53-0255 Penn Estates
KENTUCKY										
Eolt, Gregory C	202	0	0	0	0	0	0	0	0	0
Fields, Woodrow A	208	0	0	0	0	0	0	0	0	0
Heck, Travis Nathaniel	177	0	0	0	0	0	0	0	0	0
Johnson, Harvey Harlan	205	0	0	0	0	0	0	0	0	0
Leonard, James Ronald	216	0	0	0	0	0	0	0	0	0
Mills, Wendell Gary	216	0	0	0	0	0	0	0	0	0
Onkst, James H	175	0	0	0	0	0	0	0	0	0
Partin, Michael W	189	0	0	0	0	0	0	0	0	0
Pickard, Michael Anthony	216	0	0	0	0	0	0	0	0	0
Russell, R. Dale	216	0	0	0	0	0	0	0	0	0
Turner, John R	202	0	0	0	0	0	0	0	0	0
OTHER	90	0	0	0	0	0	0	0	0	0
Total Kentucky	2,312	0	0	0	0	0	0	0	0	0
New Jersey										
See Pennsylvania	0	0	0	0	0	0	0	0	0	0
OTHER	0	0	0	0	0	0	0	0	0	0
Total New Jersey	0	0	0	0	0	0	0	0	0	0
Virginia										
Berry, Jeremy Aaron	14	0	0	0	0	0	14	0	0	0
Hough, Larry Paul	14	0	0	0	0	0	14	0	0	0
Mitchell Jr., Dennis Allen	14	0	0	0	0	0	14	0	0	0
Puffenberger Jr., James B	14	0	0	0	0	0	14	0	0	0
Sampson, Keith Franklin	14	0	0	0	0	0	14	0	0	0
Sharp, Tony Linden	14	0	0	1	1	1	4	2	1	3
Smiley, Donald Eugene	14	0	0	0	0	0	14	0	0	0
Whorley, David Mark	13	0	0	0	0	0	13	0	0	0
Sorrell, Craig B	14	0	14	0	0	0	0	0	0	0
OTHER	38	0	0	0	0	0	38	0	0	0
Total Virginia	160	0	14	1	1	1	139	2	1	3
Pennsylvania										
Brost, Peter A.	460	0	0	0	0	0	0	0	104	356
Bruce, Glenn Robert	460	0	0	0	0	0	0	460	0	0
Lewis Jr., Richard A	460	0	0	0	0	0	0	0	0	337
Madison Jr, Charles P	460	0	0	0	0	0	0	155	54	184
Travaglino, Timothy J.	460	0	0	0	0	0	0	460	0	0
Umphrey, Daniel Lewis	460	0	0	0	0	0	0	0	104	356
Vanwhy, Kenneth J	460	0	0	0	0	0	0	0	0	337
PF Clowney, David Lee	320	0	0	0	0	0	0	0	0	320
OTHER	23	0	0	0	0	0	0	0	0	23
Total Pennsylvania	3,561	0	0	0	0	0	1,075	262	1,913	0
Total Taxes	121,985	2,345	3,751	1,406	2,869	1,932	7,286	4,007	1,049	6,404

WATER SERVICE CORPORATION
 SE 50 - Operator Salary
 Distribution of Direct
 Salaries and Benefits
 Period Ended 03/31/07

Employee	56-0830 Elk River	57-0270 Montague	80-0500 CNS Inc. of NC	83-0800 CNS Systems	86-0900 Carolina Trace	87-0905 Transylv	92-0651 Tenn. Wtr. Serv.	120-0920 North Topsail	121-0925 Carolina Pines	122-0922 Bradfield Farms	123-0923 Nero	160-0160 Wtr Serv Co of KY
Kentucky												
Bolt, Gregory C	0	0	0	0	0	0	0	0	0	0	0	202
Fields, Woodrow A	0	0	0	0	0	0	0	0	0	0	0	208
Heck, Travis Nathaniel	0	0	0	0	0	0	0	0	0	0	0	177
Johnson, Harvey Harlan	0	0	0	0	0	0	0	0	0	0	0	205
Leonard, James Ronald	0	0	0	0	0	0	0	0	0	0	0	216
Mills, Wendell Gary	0	0	0	0	0	0	0	0	0	0	0	216
Onkst, James H	0	0	0	0	0	0	0	0	0	0	0	175
Partin, Michael W	0	0	0	0	0	0	0	0	0	0	0	189
Pickard, Michael Anthony	0	0	0	0	0	0	0	0	0	0	0	216
Russell, R. Dale	0	0	0	0	0	0	0	0	0	0	0	216
Turner, John R	0	0	0	0	0	0	0	0	0	0	0	202
OTHER	0	0	0	0	0	0	0	0	0	0	0	90
Total Kentucky	0	0	0	0	0	0	0	0	0	0	0	2,312
New Jersey												
See Pennsylvania	0	0	0	0	0	0	0	0	0	0	0	0
OTHER	0	0	0	0	0	0	0	0	0	0	0	0
Total New Jersey	0	0	0	0	0	0	0	0	0	0	0	0
Virginia												
Berry, Jeremy Aaron	0	0	0	0	0	0	0	0	0	0	0	0
Hough, Larry Paul	0	0	0	0	0	0	0	0	0	0	0	0
Mitchell Jr., Dennis Allen	0	0	0	0	0	0	0	0	0	0	0	0
Puffenberger Jr., James B	0	0	0	0	0	0	0	0	0	0	0	0
Sampson, Keith Franklin	0	0	0	0	0	0	0	0	0	0	0	0
Sharp, Tony Linden	0	1	0	0	0	0	0	0	0	0	0	0
Smiley, Donald Eugene	0	0	0	0	0	0	0	0	0	0	0	0
Whorley, Davie Mark	0	0	0	0	0	0	0	0	0	0	0	0
Sorrell, Craig B	0	0	0	0	0	0	0	0	0	0	0	0
OTHER	0	0	0	0	0	0	0	0	0	0	0	0
Total Virginia	0	1	0	0	0	0	0	0	0	0	0	0
Pennsylvania												
Brost, Peter A.	0	0	0	0	0	0	0	0	0	0	0	0
Bruce, Glenn Robert	0	0	0	0	0	0	0	0	0	0	0	0
Lewis Jr., Richard A	0	123	0	0	0	0	0	0	0	0	0	0
Madison Jr, Charles P	0	67	0	0	0	0	0	0	0	0	0	0
Travaglini, Timothy J.	0	0	0	0	0	0	0	0	0	0	0	0
Umphrey, Daniel Lewis	0	0	0	0	0	0	0	0	0	0	0	0
Vanwhy, Kenneth J	0	123	0	0	0	0	0	0	0	0	0	0
Clowney, David Lee	0	0	0	0	0	0	0	0	0	0	0	0
OTHER	0	0	0	0	0	0	0	0	0	0	0	0
Total Pennsylvania	0	313	0	0	0	0	0	0	0	0	0	0
Total Taxes	367	1,259	54,839	11,308	2,079	2,793	403	5,353	86	940	574	10,935

WATER SERVICE CORPORATION
 SE 50 - Operator Salary
 Distribution of Direct
 Salaries and Benefits
 Period Ended 03/31/07

Employee	Total	Mgmt to SE Region	41-0212 Colchester	42-0205 Greenridge Utilities	43-0210 Provinces	44-0215 Maryland Wtr Serv	47-0225 Mass- anutten	52-0250 Uf of Penn	51-0251 Westgate	53-0255 Penn Estates
Pension										
Maryland										
Haggerty, Randy L.	162	0	0	0	0	162	0	0	0	0
Hartline, Douglas V.	266	0	266	0	0	0	0	0	0	0
Mason, Rick	215	0	3	15	24	17	57	34	12	40
McConnell, Walter George	259	0	0	99	160	0	0	0	0	0
Walker, Robert Antonia	202	0	0	0	0	202	0	0	0	0
Whitson, Richard Edward	245	0	245	0	0	0	0	0	0	0
Wozniak, Bill H	280	0	18	100	162	0	0	0	0	0
Bennett, Alvin N.	179	0	179	0	0	0	0	0	0	0
Malbrough, Curtis P.	156	0	0	59	97	0	0	0	0	0
OTHER	0	0	0	0	0	0	0	0	0	0
Total Maryland	1,964	0	711	271	443	381	57	34	12	40
North Carolina										
Alexander, Richard W.	201	0	0	0	0	0	0	0	0	0
Andrews, William E.	145	0	0	0	0	0	0	0	0	0
Ardrey, Kevin V	152	0	0	0	0	0	0	0	0	0
Baldwin, Eddie Ray	393	0	0	0	0	0	0	0	0	0
Bibb, Steven T.	138	0	0	0	0	0	0	0	0	0
Bliven, David W	232	0	0	0	0	0	0	0	0	0
Bost, Timothy Dale	156	0	0	0	0	0	0	0	0	0
Brigman, David L	157	0	0	0	0	0	0	0	0	0
Cook, Tina R	143	0	0	0	0	0	0	0	0	0
Cooke, Jeffrey Jones	185	0	0	0	0	0	0	0	0	0
Corn Jr, Douglas M	189	0	0	0	0	0	0	0	0	0
Cornett, Shaun M	147	0	0	0	0	0	0	0	0	0
Cunningham, Sonny G	278	0	0	0	0	0	0	0	0	0
Davis, Robert Eric	213	0	0	0	0	0	0	0	0	0
Dixon, William Ray	145	0	0	0	0	0	0	0	0	0
Durham, Rick J	634	0	0	0	0	0	0	0	0	0
Edwards, Cary Glenn	259	0	0	0	0	0	0	0	0	0
English, Alan Randall	172	0	0	0	0	0	0	0	0	0
Estes, Christopher Larry	84	0	0	0	0	0	0	0	0	0
Forbes, David D	125	0	0	0	0	0	0	0	0	0
Gonzalez, Nixon Mizraim	169	0	0	0	0	0	0	0	0	0
Graham, Michael Christophe	195	0	0	0	0	0	0	0	0	0
Grinstead, Beverly Brown	156	0	0	0	0	0	0	0	0	0
Harrell, Stephen B.	264	0	0	0	0	0	0	0	0	0
Haver, Mark R	269	0	0	0	0	0	0	0	0	0
Henry, Larry Darnell	280	0	0	0	0	0	0	0	0	0
Higley, James T	481	0	5	25	41	30	98	58	20	69
Hoffer, Randy Ray	273	0	0	0	0	0	0	0	0	0
Hughes, David M	191	0	0	0	0	0	0	0	0	0
Hurt, James Allen	132	0	0	0	0	0	0	0	0	0
James, Robert Adam	190	0	0	0	0	0	0	0	0	0
Johansen, John E	219	0	0	0	0	0	0	0	0	0
Keasling, Jerry A	129	0	0	0	0	0	0	0	0	0
Knopf Jr., Kenneth Wayne	158	0	0	0	0	0	0	0	0	0
Konsul, Anthony J.	295	0	0	0	0	0	0	0	0	0
Langston, Kenneth L.	161	0	0	0	0	0	0	0	0	0
Lashua, Martin J	437	0	0	0	0	0	0	0	0	0
Lassiter, Danny W	357	0	0	0	0	0	0	0	0	0
Leary, Donald W	179	0	0	0	0	0	0	0	0	0
Lewis, Kenneth David	294	0	0	0	0	0	0	0	0	0
Lightle, Richard D	142	0	0	0	0	0	0	0	0	0
McFalls, Edwin L	257	0	0	0	0	0	0	0	0	0
McGowan, Steven M	221	0	0	0	0	0	0	0	0	0
McIntosh, Grady Evan	152	0	0	0	0	0	0	0	0	0
Medling, David G	227	0	0	0	0	0	0	0	0	0
Nelson, Randy R	170	0	0	0	0	0	0	0	0	0
Nix Jr., Joseph Dewey	85	0	0	0	0	0	0	0	0	0
Norris, Joel F	239	0	0	0	0	0	0	0	0	0
Oliver, Bryon Dean	152	0	0	0	0	0	0	0	0	0
Orr, Robert Frederick	122	0	0	0	0	0	0	0	0	0
Peacock II, Gary M	187	0	0	0	0	0	0	0	0	0
Pearlman, Robert Mark	126	0	0	0	0	0	0	0	0	0
Peterson Jr, Dwight L.	162	0	0	0	0	0	0	0	0	0
Peterson, Joshua W	135	0	0	0	0	0	0	0	0	0
Pritchard, Charles Randall	131	0	0	0	0	0	0	0	0	0
Pritchard, Scott A	128	0	0	0	0	0	0	0	0	0
Puckett, Michael Shane	160	0	0	0	0	0	0	0	0	0

WATER SERVICE CORPORATION
 SE 50 - Operator Salary
 Distribution of Direct
 Salaries and Benefits
 Period Ended 03/31/07

Employee	56-0830 Elk River	57-0270 Montague	80-0500 CNS Inc. of NC	83-0800 CWS Systems	86-0900 Carolina Trace	87-0905 Transylv	92-0651 Tenn. Wtr. Serv.	120-0920 North Tonsall	121-0925 Carolina Pines	122-0922 Bradfield Farms	123-0923 Nero	160-0160 Wtr Serv Co of KY
Pennion												
Maryland												
Haggerty, Randy L.	0	0	0	0	0	0	0	0	0	0	0	0
Harrline, Douglas V.	0	0	0	0	0	0	0	0	0	0	0	0
Mason, Rick	0	15	0	0	0	0	0	0	0	0	0	0
McConnell, Walter George	0	0	0	0	0	0	0	0	0	0	0	0
Walker, Robert Antonia	0	0	0	0	0	0	0	0	0	0	0	0
Whitson, Richard Edward	0	0	0	0	0	0	0	0	0	0	0	0
Wozniak, Bill H.	0	0	0	0	0	0	0	0	0	0	0	0
Bennett, Alvin W.	0	0	0	0	0	0	0	0	0	0	0	0
Malbrough, Curtis P.	0	0	0	0	0	0	0	0	0	0	0	0
OTHER	0	0	0	0	0	0	0	0	0	0	0	0
Total Maryland	0	15	0	0	0	0	0	0	0	0	0	0
North Carolina												
Alexander, Richard W.	0	0	201	0	0	0	0	0	0	0	0	0
Andrews, William E.	0	0	0	0	0	0	0	0	0	0	0	0
Arday, Kevin V.	0	0	152	0	0	0	0	145	0	0	0	0
Baldwin, Eddie Ray	0	0	174	92	0	0	0	0	0	0	0	0
Bibb, Steven T.	0	0	138	0	0	0	0	78	9	0	0	0
Bliven, David W.	0	0	232	0	0	0	0	0	0	0	0	0
Bogt, Timothy Dale	0	0	44	0	0	0	0	0	0	0	0	0
Brigman, David L.	0	0	0	157	0	0	0	0	0	112	0	0
Cook, Tina R.	0	0	0	0	0	0	0	0	0	0	0	0
Cooke, Jeffrey Jones	0	0	13	83	0	0	0	143	0	0	0	0
Corn Jr, Douglas H.	0	0	20	0	0	169	0	0	0	0	89	0
Cornett, Shaun H.	0	0	16	0	0	131	0	0	0	0	0	0
Cunningham, Sonny G.	0	0	278	0	0	0	0	0	0	0	0	0
Davis, Robert Eric	0	0	213	0	0	0	0	0	0	0	0	0
Dixon, William Ray	0	0	101	44	0	0	0	0	0	0	0	0
Durham, Rick J.	0	0	634	0	0	0	0	0	0	0	0	0
Edwards, Cary Glenn	0	0	0	0	0	0	0	0	0	0	0	0
English, Alan Randall	15	0	157	0	0	0	0	259	0	0	0	0
Estes, Christopher Larry	0	0	4	71	0	0	0	0	0	0	0	0
Forbes, David D.	0	0	125	0	0	0	0	0	0	0	0	0
Gonzalez, Nixon Mizraim	0	0	169	0	0	0	0	0	0	0	0	0
Graham, Michael Christophe	0	0	195	0	0	0	0	0	0	0	0	0
Grinstead, Beverly Brown	0	0	156	0	0	0	0	0	0	0	0	0
Harrell, Stephen B.	0	0	134	58	66	0	0	0	0	0	0	0
Haver, Mark R.	0	0	200	0	0	0	0	0	0	0	6	0
Henry, Larry Darnell	0	0	200	0	0	0	0	0	0	69	0	0
Highley, James T.	0	25	0	0	0	0	0	0	0	0	0	0
Hoffer, Randy Ray	0	0	135	0	0	0	0	0	0	0	0	0
Hughes, David M.	0	0	160	31	0	0	0	138	0	0	0	110
Hurt, James Allen	0	0	132	0	0	0	0	0	0	0	0	0
James, Robert Adam	0	0	190	0	0	0	0	0	0	0	0	0
Johansen, John E.	0	0	219	0	0	0	0	0	0	0	0	0
Keasling, Jerry A.	0	0	129	0	0	0	0	0	0	0	0	0
Knopf Jr., Kenneth Wayne	0	0	158	0	0	0	0	0	0	0	0	0
Konsul, Anthony J.	0	0	295	0	0	0	0	0	0	0	0	0
Langston, Kenneth L.	0	0	76	95	0	0	0	0	0	0	0	0
Lashua, Martin J.	0	0	393	37	0	0	0	0	0	0	0	0
Lassiter, Danny W.	0	0	179	85	76	0	7	0	0	0	0	0
Leary, Donald W.	0	0	83	26	0	0	0	0	0	0	3	0
Lewis, Kenneth David	0	0	15	249	0	0	30	0	0	0	0	0
Lightle, Richard D.	0	0	15	0	0	127	0	0	0	0	0	0
McFalls, Edwin L.	0	0	13	218	0	0	26	0	0	0	0	0
McGowan, Steven M.	0	0	185	36	0	0	0	0	0	0	0	0
McIntosh, Grady Evan	0	0	152	0	0	0	0	0	0	0	0	0
Medling, David G.	0	0	79	0	0	148	0	0	0	0	0	0
Nelson, Randy R.	0	0	13	157	0	0	0	0	0	0	0	0
Nix Jr., Joseph Dewey	0	0	85	0	0	0	0	0	0	0	0	0
Norris, Joel F.	0	0	239	0	0	0	0	0	0	0	0	0
Oliver, Bryon Dean	0	0	152	0	0	0	0	0	0	0	0	0
Orr, Robert Frederick	0	0	44	0	78	0	0	0	0	0	0	0
Peacock II, Gary M.	0	0	14	173	0	0	0	0	0	0	0	0
Pearlman, Robert Mark	0	0	62	56	0	0	0	0	0	0	0	0
Peterson Jr, Dwight L.	0	0	0	0	0	0	0	0	0	0	8	0
Peterson, Joshua W.	0	0	135	0	0	0	162	0	0	0	0	0
Pritchard, Charles Randall	0	0	131	0	0	0	0	0	0	0	0	0
Pritchard, Scott A.	0	0	128	0	0	0	0	0	0	0	0	0
Puckett, Michael Shane	0	0	160	0	0	0	0	0	0	0	0	0

WATER SERVICE CORPORATION
 SE 50 - Operator Salary
 Distribution of Direct
 Salaries and Benefits
 Period Ended 03/31/07

Employee	Total	Mgmt to SE Region	41-0212 Colchester	42-0204 Greenridge Utilities	43-0210 Provinces	44-0215 Maryland Wtr Serv	47-0225 Mass- Anutten	52-0250 UI of Penn	51-0251 Nestgate	53-0255 Penn Estates
Reece, Ronnie N	153	0	0	0	0	0	0	0	0	0
Ryniak, David	174	0	0	0	0	0	0	0	0	0
Scanlon, Martin L.	332	0	0	0	0	0	0	0	0	0
Scarboro, Donald Joseph	177	0	0	0	0	0	0	0	0	0
Stacks, Clifford M	152	0	0	0	0	0	0	0	0	0
Stovall, Glenn A	55	0	0	0	0	0	0	0	0	0
Terrell, Brian V	180	0	0	0	0	0	0	0	0	0
Tippett, Larry Cecil	156	0	0	0	0	0	0	0	0	0
Tupps, Roger B	197	0	0	0	0	0	0	0	0	0
Underwood, Gerald L	183	0	0	0	0	0	0	0	0	0
Vanscoy Jr., William James	130	0	0	0	0	0	0	0	0	0
Walker, Gordon Scott	215	0	0	0	0	0	0	0	0	0
Walton, Kerry Gene	283	0	0	0	0	0	0	0	0	0
Woody Jr, Rex	268	0	0	0	0	0	0	0	0	0
Woody, Rex R.	150	0	0	0	0	0	0	0	0	0
Woolard, Jeffrey Scott	103	0	0	0	0	0	0	0	0	0
Young, Richard D	186	0	0	0	0	0	0	0	0	0
PT Allon, Howard W	0	0	0	0	0	0	0	0	0	0
Birds, Peter McNeely	TERM 0	0	0	0	0	0	0	0	0	0
Brown, Randy	TERM 73	0	0	0	0	0	0	0	0	0
PT Edwards, Conly J	0	0	0	0	0	0	0	0	0	0
Elmore II, Dickie Lee	TERM 161	0	0	0	0	0	0	0	0	0
Fanmer, Bartlett Ted	TERM 135	0	0	0	0	0	0	0	0	0
Ford, Kelly Steven	TERM 166	0	0	0	0	0	0	0	0	0
Gatewood, George Richard	TERM 112	0	0	0	0	0	0	0	0	0
Graham, Joshua J.	TERM 158	0	0	0	0	0	0	0	0	0
Grogin, Stuart A	TERM 152	0	0	0	0	0	0	0	0	0
Gurley, Cooper Van	TERM 191	0	0	0	0	0	0	0	0	0
PT Hall, Richard Leroy	0	0	0	0	0	0	0	0	0	0
Henry, Scott A	TERM 125	0	0	0	0	0	0	0	0	0
Hough II, Arthur Lee	TERM 219	0	0	0	0	0	0	0	0	0
PT Murphy, Phillip K	0	0	0	0	0	0	0	0	0	0
Salter, Gregory M	TERM 141	0	0	0	0	0	0	0	0	0
Tesch, Jim R	TERM 241	0	0	0	0	0	0	0	0	0
Armentrout, Mary Frances	204	68	0	2	3	2	7	4	2	5
Daniel, Carl	810	269	1	8	12	9	30	18	6	21
Gannon, Jublia B	383	127	1	4	6	4	14	8	3	10
Stanis, Veronica Marie	256	85	0	2	4	3	9	6	2	7
OTHER	0	0	0	0	0	0	0	0	0	0
Total North Carolina	18,274	549	7	41	66	48	158	94	33	112

WATER SERVICE CORPORATION
 SE 50 - Operator Salary
 Distribution of Direct
 Salaries and Benefits
 Period Ended 03/31/07

Employee	56-0830 Elk River	57-0270 Montague	80-0500 CVS Inc. of NC	83-0800 CWS Systems	86-0900 Carolina Trace	87-0905 Translyv	92-0651 Tenn. Wtr. Serv.	120-0920 North Topsall	121-0925 Carolina Pines	122-0922 Bradfield Farm	123-0923 Nero	160-0160 Wtr Serv Co of KY
Reece, Ronnie M	13	0	140	0	0	0	0	0	0	0	0	0
Ryniak, David	0	0	77	97	0	0	0	0	0	0	0	0
Scanlon, Martin L.	0	0	332	0	0	0	0	0	0	0	0	0
Scarboro, Donald Joseph	0	0	17	0	160	0	0	0	0	0	0	0
Stacks, Clifford M	0	0	152	0	0	0	0	0	0	0	0	0
Stovall, Glenn A	0	0	55	0	0	0	0	0	0	0	0	0
Terrell, Brian V	0	0	180	0	0	0	0	0	0	0	0	0
Tippett, Larry Cecil	0	0	0	0	0	0	0	0	0	0	0	0
Tupps, Roger B	0	0	197	0	0	0	0	156	0	0	0	0
Underwood, Gerald L	0	0	183	0	0	0	0	0	0	0	0	0
Vanscoy Jr., William James	0	0	64	58	0	0	0	0	0	0	0	0
Walker, Gordon Scott	0	0	215	0	0	0	0	0	0	0	8	0
Walton, Kerry Gene	0	0	115	75	85	0	0	0	0	0	0	0
Woody Jr, Rex	15	0	193	61	0	0	0	0	0	0	8	0
Woody, Rex R.	0	0	150	0	0	0	0	0	0	0	0	0
Woolard, Jeffrey Scott	0	0	103	0	0	0	0	0	0	0	0	0
Young, Richard D	26	0	160	0	0	0	0	0	0	0	0	0
PT Allen, Howard W	0	0	0	0	0	0	0	0	0	0	0	0
Birds, Peter McNeely	TERM	0	0	0	0	0	0	0	0	0	0	0
Brown, Randy	TERM	0	73	0	0	0	0	0	0	0	0	0
PT Edwards, Conly J	0	0	0	0	0	0	0	0	0	0	0	0
Elmore II, Dickie Lee	TERM	0	161	0	0	0	0	0	0	0	0	0
Farmer, Bartlett Ted	TERM	0	135	0	0	0	0	0	0	0	0	0
Ford, Kelly Steven	TERM	0	166	0	0	0	0	0	0	0	0	0
Gatewood, George Richard	TERM	0	112	0	0	0	0	0	0	0	0	0
Graham, Joshua J.	TERM	0	158	0	0	0	0	0	0	0	0	0
Grogin, Stuart A	TERM	0	152	0	0	0	0	0	0	0	0	0
Gurley, Cooper Van	TERM	0	191	0	0	0	0	0	0	0	0	0
PT Hall, Richard Leroy	0	0	0	0	0	0	0	0	0	0	0	0
Henry, Scott A	TERM	0	6	106	0	0	13	0	0	0	0	0
Hough II, Arthur Lee	TERM	0	0	219	0	0	0	0	0	0	0	0
PT Murphy, Phillip K	0	0	0	0	0	0	0	0	0	0	0	0
Salter, Gregory M	TERM	0	141	0	0	0	0	0	0	0	0	0
Tesch, Jim R	TERM	0	241	0	0	0	0	0	0	0	0	0
Armentrout, Mary Frances	1	2	62	18	4	4	1	6	1	3	0	0
Daniel, Carl	3	8	244	73	17	17	2	23	3	13	2	8
Gammon, Jublia B	1	4	116	34	8	8	1	11	1	6	1	16
Stanis, Veronica Marie	1	2	77	23	5	5	1	7	1	4	0	10
OTHER	0	0	0	0	0	0	0	0	0	0	0	0
Total North Carolina	75	41	11,695	2,492	459	609	90	1,176	20	207	125	177

WATER SERVICE CORPORATION
 SE 50 - Operator Salary
 Distribution of Direct
 Salaries and Benefits
 Period Ended 03/31/07

Employee	Total	Mgmt to SE Region	41-0212	42-0205	43-0210	44-0215	47-0225	52-0250	51-0251	53-0255
			Colchester	Greenridge Utilities	Provinces	Maryland Wtr Serv	Mass- achusetts	UI of Penn	Westgate	Penn Estates
KENTUCKY										
Bolt, Gregory C	152	0	0	0	0	0	0	0	0	0
Fields, Woodrow A	157	0	0	0	0	0	0	0	0	0
Heck, Travis Nathaniel	134	0	0	0	0	0	0	0	0	0
Johnson, Harvey Harlan	155	0	0	0	0	0	0	0	0	0
Leonard, James Ronald	284	0	0	0	0	0	0	0	0	0
Mills, Wendell Gary	185	0	0	0	0	0	0	0	0	0
Onkst, James H	132	0	0	0	0	0	0	0	0	0
Partin, Michael W	143	0	0	0	0	0	0	0	0	0
Pickard, Michael Anthony	202	0	0	0	0	0	0	0	0	0
Russell, R. Dale	207	0	0	0	0	0	0	0	0	0
Turner, John R	153	0	0	0	0	0	0	0	0	0
OTHER	0	0	0	0	0	0	0	0	0	0
Total Kentucky	1,904	0	0	0	0	0	0	0	0	0
New Jersey										
See Pennsylvania	0	0	0	0	0	0	0	0	0	0
OTHER	0	0	0	0	0	0	0	0	0	0
Total New Jersey	0	0	0	0	0	0	0	0	0	0
Virginia										
Berry, Jeremy Aaron	169	0	0	0	0	0	169	0	0	0
Hough, Larry Paul	212	0	0	0	0	0	212	0	0	0
Mitchell Jr., Dennis Allen	194	0	0	0	0	0	194	0	0	0
Puffenbarger Jr., James B	177	0	0	0	0	0	177	0	0	0
Sampson, Keith Franklin	218	0	0	0	0	0	218	0	0	0
Sharp, Tony Linden	421	0	5	29	46	34	112	66	23	78
Smiley, Donald Eugene	203	0	0	0	0	0	203	0	0	0
Whorley, David Mark	153	0	0	0	0	0	153	0	0	0
Sorrell, Craig B	190	TERM	190	0	0	0	0	0	0	0
OTHER	0	0	0	0	0	0	0	0	0	0
Total Virginia	1,937	0	195	29	46	34	1,438	66	23	78
Pennsylvania										
Brost, Peter A.	204	0	0	0	0	0	0	0	46	158
Bruce, Glenn Robert	237	0	0	0	0	0	0	237	0	0
Lewis Jr., Richard A	210	0	0	0	0	0	0	0	0	154
Madison Jr, Charles P	307	0	0	0	0	0	0	104	16	123
Travaglini, Timothy J.	193	0	0	0	0	0	0	193	0	0
Umphrey, Daniel Lewis	202	0	0	0	0	0	0	0	46	156
VanWhy, Kenneth J	182	0	0	0	0	0	0	0	0	133
PT Clowney, David Lee	0	TERM	0	0	0	0	0	0	0	0
OTHER	0	0	0	0	0	0	0	0	0	0
Total Pennsylvania	1,535	0	0	0	0	0	0	534	128	724
25,614	549	913	343	555	463	1,653	728	196	954	

WATER SERVICE CORPORATION
 SC 50 - Operator Salary
 Distribution of Direct
 Salaries and Benefits
 Period Ended 03/31/07

Employee	56-0830 Elk River	57-0270 Montague	80-0500 CWS Inc. of NC	81-0800 CWS Systems	86-0900 Carolina Trace	87-0905 Transylv	92-0651 Tenn. Wtr. Serv.	120-0920 North Topsail	121-0925 Carolina Pines	122-0922 Bradfield Farms	123-0923 Nero	160-0160 Wtr Serv Co. of KY
Kentucky												
Bolt, Gregory C	0	0	0	0	0	0	0	0	0	0	0	152
Fields, Woodrow A	0	0	0	0	0	0	0	0	0	0	0	157
Heck, Travis Nathaniel	0	0	0	0	0	0	0	0	0	0	0	134
Johnson, Harvey Harlan	0	0	0	0	0	0	0	0	0	0	0	155
Leonard, James Ronald	0	0	0	0	0	0	0	0	0	0	0	284
Mills, Wendell Gary	0	0	0	0	0	0	0	0	0	0	0	185
Onkst, James H	0	0	0	0	0	0	0	0	0	0	0	132
Partin, Michael W	0	0	0	0	0	0	0	0	0	0	0	143
Pickard, Michael Anthony	0	0	0	0	0	0	0	0	0	0	0	202
Russell, R. Dale	0	0	0	0	0	0	0	0	0	0	0	207
Turner, John R	0	0	0	0	0	0	0	0	0	0	0	153
OTHER	0	0	0	0	0	0	0	0	0	0	0	0
Total Kentucky	0	0	0	0	0	0	0	0	0	0	0	1,904
New Jersey												
See Pennsylvania	0	0	0	0	0	0	0	0	0	0	0	0
OTHER	0	0	0	0	0	0	0	0	0	0	0	0
Total New Jersey	0	0	0	0	0	0	0	0	0	0	0	0
Virginia												
Berry, Jeremy Aaron	0	0	0	0	0	0	0	0	0	0	0	0
Hough, Larry Paul	0	0	0	0	0	0	0	0	0	0	0	0
Mitchell Jr., Dennis Allen	0	0	0	0	0	0	0	0	0	0	0	0
Puffenberger Jr., James B	0	0	0	0	0	0	0	0	0	0	0	0
Sampson, Keith Franklin	0	0	0	0	0	0	0	0	0	0	0	0
Sharp, Tony Linden	0	29	0	0	0	0	0	0	0	0	0	0
Smiley, Donald Eugene	0	0	0	0	0	0	0	0	0	0	0	0
Whorley, Davie Mark	0	0	0	0	0	0	0	0	0	0	0	0
Sorrell, Craig B	0	0	0	0	0	0	0	0	0	0	0	0
OTHER	0	0	0	0	0	0	0	0	0	0	0	0
Total Virginia	0	29	0	0	0	0	0	0	0	0	0	0
Pennsylvania												
Brost, Peter A.	0	0	0	0	0	0	0	0	0	0	0	0
Bruce, Glenn Robert	0	0	0	0	0	0	0	0	0	0	0	0
Lewis Jr., Richard A	0	56	0	0	0	0	0	0	0	0	0	0
Madison Jr, Charles P	0	45	0	0	0	0	0	0	0	0	0	0
Travaglini, Timothy J.	0	0	0	0	0	0	0	0	0	0	0	0
Umphrey, Daniel Lewis	0	0	0	0	0	0	0	0	0	0	0	0
Vanwhy, Kenneth J	0	49	0	0	0	0	0	0	0	0	0	0
PT Clowney, David Lee	0	0	0	0	0	0	0	0	0	0	0	0
OTHER	0	0	0	0	0	0	0	0	0	0	0	0
Total Pennsylvania	0	150	0	0	0	0	0	0	0	0	0	0
	75	235	11,695	2,492	459	609	90	1,176	20	207	125	2,081

WATER SERVICE CORPORATION
 SE 50 - Operator Salary
 Distribution of Direct
 Salaries and Benefits
 Period Ended 03/31/07

Employee	Total	Mgmt to SE Region	41-0212 Colchester	42-0205 Greenridge Utilities	43-0210 Provinces	44-0215 Maryland Wtr Serv	47-0225 Mass- achusetts	52-0250 UI of Penn	51-0251 Westgate	53-0255 Penn Estates
MARYLAND										
Maryland										
Haggerty, Randy L	215	0	0	0	0	215	0	0	0	0
Hartline, Douglas V.	352	0	352	0	0	0	0	0	0	0
Mason, Rick	285	0	4	19	31	23	76	45	15	53
McConnell, Walter George	343	0	0	131	212	0	0	0	0	0
Walker, Robert Antonia	267	0	0	0	0	267	0	0	0	0
Whitson, Richard Edward	325	0	325	0	0	0	0	0	0	0
Wozniak, Bill H	371	0	24	132	215	0	0	0	0	0
Bennett, Alvin N.	237	0	237	0	0	0	0	0	0	0
Malbrough, Curtis P.	206	0	0	79	127	0	0	0	0	0
OTHER	0	0	0	0	0	0	0	0	0	0
Total Maryland	2,601	0	942	361	585	505	76	45	15	53
North Carolina										
Alexander, Richard W.	266	0	0	0	0	0	0	0	0	0
Andrews, William E.	192	0	0	0	0	0	0	0	0	0
Ardrey, Kevin V	201	0	0	0	0	0	0	0	0	0
Baldwin, Eddie Ray	468	0	0	0	0	0	0	0	0	0
Bibb, Steven T.	183	0	0	0	0	0	0	0	0	0
Bliven, David W	307	0	0	0	0	0	0	0	0	0
Bost, Timothy Dale	206	0	0	0	0	0	0	0	0	0
Brigman, David L	207	0	0	0	0	0	0	0	0	0
Cook, Tina R	189	0	0	0	0	0	0	0	0	0
Cooke, Jeffrey Jones	245	0	0	0	0	0	0	0	0	0
Corn Jr., Douglas M	250	0	0	0	0	0	0	0	0	0
Cornett, Shaun M	195	0	0	0	0	0	0	0	0	0
Cunningham, Sonny G	368	0	0	0	0	0	0	0	0	0
Davis, Robert Eric	282	0	0	0	0	0	0	0	0	0
Dixon, William Ray	191	0	0	0	0	0	0	0	0	0
Durham, Rick J	840	0	0	0	0	0	0	0	0	0
Edwards, Cary Glenn	343	0	0	0	0	0	0	0	0	6
English, Alan Randall	227	0	0	0	0	0	0	0	0	0
Estes, Christopher Larry	111	0	0	0	0	0	0	0	0	0
Forbes, David D	166	0	0	0	0	0	0	0	0	0
Gonzalez, Nixon Hiram	224	0	0	0	0	0	0	0	0	0
Graham, Michael Christophe	255	0	0	0	0	0	0	0	0	0
Grinstead, Beverly Brown	207	0	0	0	0	0	0	0	0	0
Harrell, Stephen B.	350	0	0	0	0	0	0	0	0	0
Haver, Mark R	356	0	0	0	0	0	0	0	0	0
Henry, Lacy Darnell	265	0	0	0	0	0	0	0	0	0
Highley, James T	637	0	6	33	54	39	130	77	27	91
Hoffer, Randy Roy	362	0	0	0	0	0	0	0	0	0
Hughes, David M	253	0	0	0	0	0	0	0	0	0
Hurt, James Allen	175	0	0	0	0	0	0	0	0	0
James, Robert Adam	251	0	0	0	0	0	0	0	0	0
Johanson, John E	290	0	0	0	0	0	0	0	0	0
Keasling, Jerry A	171	0	0	0	0	0	0	0	0	0
Knopf Jr., Kenneth Wayne	210	0	0	0	0	0	0	0	0	0
Konsul, Anthony J.	391	0	0	0	0	0	0	0	0	0
Langston, Kenneth L.	214	0	0	0	0	0	0	0	0	0
Lashua, Martin J	579	0	0	0	0	0	0	0	0	0
Lassiter, Danny W	473	0	0	0	0	0	0	0	0	0
Leary, Donald W	237	0	0	0	0	0	0	0	0	0
Lewis, Kenneth David	390	0	0	0	0	0	0	0	0	0
Lightle, Richard D	188	0	0	0	0	0	0	0	0	0
McFalls, Edwin L	340	0	0	0	0	0	0	0	0	0
McGowan, Steven M	293	0	0	0	0	0	0	0	0	0
McIntosh, Grady Evan	202	0	0	0	0	0	0	0	0	0
Medling, David G	301	0	0	0	0	0	0	0	0	0
Melon, Randy R	225	0	0	0	0	0	0	0	0	0
Nix Jr., Joseph Dewey	112	0	0	0	0	0	0	0	0	0
Norris, Joel F	316	0	0	0	0	0	0	0	0	0
Oliver, Bryon Dean	202	0	0	0	0	0	0	0	0	0
Orr, Robert Frederick	161	0	0	0	0	0	0	0	0	0
Peacock II, Gary H	247	0	0	0	0	0	0	0	0	0
Pearlman, Robert Mark	166	0	0	0	0	0	0	0	0	0
Peterson Jr, Dwight L.	215	0	0	0	0	0	0	0	0	0
Peterson, Joshua W	179	0	0	0	0	0	0	0	0	0
Pritchard, Charles Randall	174	0	0	0	0	0	0	0	0	0
Pritchard, Scott A	169	0	0	0	0	0	0	0	0	0
Puckett, Michael Shane	212	0	0	0	0	0	0	0	0	0

WATER SERVICE CORPORATION
 SE 50 - Operator Salary
 Distribution of Direct
 Salaries and Benefits
 Period Ended 03/31/07

Employee	56-0830 Elk River	57-0270 Montague	80-0500 CMS Inc. of NC	83-0900 CNS SYSTEMS	86-0900 Carolina Trace	87-0905 Translv	92-0651 Tenn. Wtr. Serv.	120-0920 North Topsail	121-0925 Carolina PINES	122-0922 Bradfield Farm	123-0923 Nero	160-0160 Wtr Serv Co of KY
401K												
Maryland												
Haggerty, Randy L	0	0	0	0	0	0	0	0	0	0	0	0
Hartline, Douglas V.	0	0	0	0	0	0	0	0	0	0	0	0
Mason, Rick	0	19	0	0	0	0	0	0	0	0	0	0
McConnell, Walter George	0	0	0	0	0	0	0	0	0	0	0	0
Walker, Robert Antonia	0	0	0	0	0	0	0	0	0	0	0	0
Whitson, Richard Edward	0	0	0	0	0	0	0	0	0	0	0	0
Wozniak, Bill H	0	0	0	0	0	0	0	0	0	0	0	0
Bennett, Alvin N.	0	0	0	0	0	0	0	0	0	0	0	0
Malbrough, Curtis P.	0	0	0	0	0	0	0	0	0	0	0	0
OTHER	0	0	0	0	0	0	0	0	0	0	0	0
Total Maryland	0	19	0	0	0	0	0	0	0	0	0	0
North Carolina												
Alexander, Richard W.	0	0	266	0	0	0	0	0	0	0	0	0
Andrews, William E.	0	0	0	0	0	0	0	192	0	0	0	0
Ardrey, Kevin V	0	0	201	0	0	0	0	0	0	0	0	0
Baldwin, Eddie Ray	0	0	231	122	0	0	0	0	0	0	0	0
Bibb, Steven T.	0	0	183	0	0	0	0	103	12	0	0	0
Bliven, David W	0	0	307	0	0	0	0	0	0	0	0	0
Bost, Timothy Dale	0	0	58	0	0	0	0	0	0	0	0	0
Brigman, David L	0	0	0	207	0	0	0	0	0	148	0	0
Cook, Tina R	0	0	0	0	0	0	0	0	0	0	0	0
Cooke, Jeffrey Jones	0	0	17	110	0	0	0	189	0	0	0	0
Corn Jr, Douglas M	0	0	26	0	0	0	0	0	0	0	118	0
Cornett, Shaun M	0	0	21	0	0	224	0	0	0	0	0	0
Cunningham, Sonny G	0	0	368	0	0	174	0	0	0	0	0	0
Davis, Robert Eric	0	0	282	0	0	0	0	0	0	0	0	0
Dixon, William Ray	0	0	133	58	0	0	0	0	0	0	0	0
Durham, Rick J	0	0	840	0	0	0	0	0	0	0	0	0
Edwards, Cary Glenn	0	0	0	0	0	0	0	0	0	0	0	0
English, Alan Randall	19	0	208	0	0	0	0	343	0	0	0	0
Estes, Christopher Larry	0	0	6	94	0	0	11	0	0	0	0	0
Forbes, David D	0	0	166	0	0	0	0	0	0	0	0	0
Gonzalez, Nixon Mizraim	0	0	224	0	0	0	0	0	0	0	0	0
Graham, Michael Christophe	0	0	259	0	0	0	0	0	0	0	0	0
Grinstead, Beverly Brown	0	0	207	0	0	0	0	0	0	0	0	0
Harrell, Stephen B.	0	0	177	77	87	0	0	0	0	0	0	0
Haver, Mark R	0	0	265	0	0	0	0	0	0	0	8	0
Henry, Larry Darnell	0	0	265	0	0	0	0	0	0	91	0	0
Highley, James T	0	33	0	0	0	0	0	0	0	0	0	0
Hoffer, Randy Ray	0	0	178	0	0	0	0	0	0	0	0	146
Hughes, David H	0	0	211	42	0	0	0	184	0	0	0	0
Hurt, James Allen	0	0	175	0	0	0	0	0	0	0	0	0
James, Robert Adam	0	0	251	0	0	0	0	0	0	0	0	0
Johansen, John E	0	0	290	9	0	0	0	0	0	0	0	0
Keasling, Jerry A	0	0	171	0	0	0	0	0	0	0	0	0
Knopf Jr., Kenneth Wayne	0	0	210	0	0	0	0	0	0	0	0	0
Konsul, Anthony J.	0	0	391	0	0	0	0	0	0	0	0	0
Langston, Kenneth L.	0	0	101	113	0	0	0	0	0	0	0	0
Lashua, Martin J	0	0	520	49	0	0	10	0	0	0	0	0
Lassiter, Danny W	0	0	237	112	48	0	0	64	7	0	0	0
Leary, Donald W	0	0	110	127	0	0	0	0	0	0	4	0
Lewis, Kenneth David	0	0	20	331	0	0	40	0	0	0	0	0
Lightle, Richard D	0	0	20	0	0	168	0	0	0	0	0	0
McFalls, Edwin L	0	0	17	288	0	0	34	0	0	0	0	0
McGowan, Steven M	0	0	245	48	0	0	0	0	0	0	0	0
McIntosh, Grady Evan	0	0	202	0	0	0	0	0	0	0	0	0
Medling, David G	0	0	105	0	0	196	0	0	0	0	0	0
Nelson, Randy R	0	0	17	208	0	0	0	0	0	0	0	0
Nix Jr., Joseph Dewey	0	0	112	0	0	0	0	0	0	0	0	0
Norris, Joel F	0	0	316	0	0	0	0	0	0	0	0	0
Oliver, Bryon Doan	0	0	202	0	0	0	0	0	0	0	0	0
Orr, Robert Frederick	0	0	58	0	102	0	0	0	0	0	0	0
Peacock II, Gary M	0	0	18	229	0	0	0	0	0	0	0	0
Pearlman, Robert Mark	0	0	81	74	0	0	0	0	0	0	0	0
Peterson Jr, Dwight L.	0	0	0	0	0	0	0	0	0	11	0	0
Peterson, Joshua W	0	0	179	0	0	0	0	215	0	0	0	0
Pritchard, Charles Randall	0	0	174	0	0	0	0	0	0	0	0	0
Pritchard, Scott A	0	0	149	0	0	0	0	0	0	0	0	0
Puckett, Michael Shane	0	0	212	0	0	0	0	0	0	0	0	0

WATER SERVICE CORPORATION
 SE 50 - Operator Salary
 Distribution of Direct
 Salaries and Benefits
 Period Ended 03/31/07

Employee	Total	Mgmt to SE Region	41-0212 Colchester	42-0205 Greenridge Utilities	43-0210 Provincetown	44-0215 Maryland Wtr Serv	47-0225 Mass- anutton	52-0250 UI of Penn	51-0251 Westgate	51-0255 Penn Estates
Reece, Ronnie M	203	0	0	0	0	0	0	0	0	0
Ryniak, David	230	0	0	0	0	0	0	0	0	0
Scanlon, Martin L.	439	0	0	0	0	0	0	0	0	0
Scarboro, Donald Joseph	234	0	0	0	0	0	0	0	0	0
Stacks, Clifford M	201	0	0	0	0	0	0	0	0	0
Stovall, Glenn A	73	0	0	0	0	0	0	0	0	0
Terrell, Brian V	238	0	0	0	0	0	0	0	0	0
Tippett, Larry Cecil	206	0	0	0	0	0	0	0	0	0
Tupps, Roger D	261	0	0	0	0	0	0	0	0	0
Underwood, Gerald L	243	0	0	0	0	0	0	0	0	0
Vanscoy Jr., William James	172	0	0	0	0	0	0	0	0	0
Walker, Gordon Scott	284	0	0	0	0	0	0	0	0	0
Walton, Kerry Gene	374	0	0	0	0	0	0	0	0	0
Woody Jr, Rex	355	0	0	0	0	0	0	0	0	0
Woody, Rex R.	199	0	0	0	0	0	0	0	0	0
Woolard, Jeffrey Scott	137	0	0	0	0	0	0	0	0	0
Young, Richard D	247	0	0	0	0	0	0	0	0	0
PT Allen, Howard W	0	0	0	0	0	0	0	0	0	0
Birds, Peter McNeely	1	TERM	0	0	0	0	0	0	0	0
Brown, Randy	97	TERM	0	0	0	0	0	0	0	0
PT Edwards, Conly J	0		0	0	0	0	0	0	0	0
Elmore II, Dickie Lee	213	TERM	0	0	0	0	0	0	0	0
Farmer, Bartlett Ted	178	TERM	0	0	0	0	0	0	0	0
Ford, Kelly Steven	220	TERM	0	0	0	0	0	0	0	0
Gatewood, George Richard	148	TERM	0	0	0	0	0	0	0	0
Graham, Joshua J.	210	TERM	0	0	0	0	0	0	0	0
Grogan, Stuart A	202	TERM	0	0	0	0	0	0	0	0
Gurley, Cooper Van	253	TERM	0	0	0	0	0	0	0	0
PT Hall, Richard Leroy	0		0	0	0	0	0	0	0	0
Henry, Scott A	166	TERM	0	0	0	0	0	0	0	0
Hough II, Arthur Lee	290	TERM	0	0	0	0	0	0	0	0
PT Murphy, Phillip K	0		0	0	0	0	0	0	0	0
Salter, Gregory M	186	TERM	0	0	0	0	0	0	0	0
Tesch, Jim R	318	TERM	0	0	0	0	0	0	0	0
Armentrout, Mary Frances	270		90	0	0	0	0	0	0	0
Daniel, Carl	1,072		357	2	10	16	12	39	23	8
Gannon, Jublia D	506		168	1	5	8	6	18	11	4
Stanis, Veronica Marie	338		112	1	3	5	4	12	7	4
OTHER	0		0	0	0	0	0	0	0	0
Total North Carolina	24,197	727	10	54	87	64	209	124	44	147

WATER SERVICE CORPORATION
 SE 50 - Operator Salary
 Distribution of Direct
 Salaries and Bonofits
 Period Ended 03/31/07

Employee	56-0830 Elk River	57-0270 Montague	80-0500 CNS Inc. of NC	83-0800 CNS Systems	86-0900 Carolina Trace	87-0905 Translvy	92-0651 Tenn. Wtr. Serv.	120-0920 North Topsail	121-0925 Carolina Pines	122-0922 Bradfield Farms	123-0923 Nero	160-0160 Wtr Serv Co of KY
Reece, Ronnie N	17	0	186	0	0	0	0	0	0	0	0	0
Ryniak, David	0	0	102	128	0	0	0	0	0	0	0	0
Scanlon, Martin L.	0	0	439	0	0	0	0	0	0	0	0	0
Scarboro, Donald Joseph	0	0	23	0	211	0	0	0	0	0	0	0
Stacks, Clifford M	0	0	201	0	0	0	0	0	0	0	0	0
Stovall, Glenn A	0	0	73	0	0	0	0	0	0	0	0	0
Terrell, Brian V	0	0	238	0	0	0	0	0	0	0	0	0
Tippett, Larry Cecil	0	0	0	0	0	0	0	0	0	0	0	0
Tupps, Roger B	0	0	261	0	0	0	0	206	0	0	0	0
Underwood, Gerald L	0	0	243	0	0	0	0	0	0	0	0	0
Vanscoy Jr., William James	0	0	84	76	0	0	0	0	0	0	0	0
Walker, Gordon Scott	0	0	284	0	0	0	0	0	0	0	11	0
Walton, Kerry Gene	0	0	152	99	113	0	0	0	0	0	0	0
Woody Jr, Rex	19	0	255	80	0	0	0	0	0	0	10	0
Woody, Rex R.	0	0	199	0	0	0	0	0	0	0	0	0
Woolard, Jeffrey Scott	0	0	137	0	0	0	0	0	0	0	0	0
Young, Richard D	35	0	212	0	0	0	0	0	0	0	0	0
PT Allen, Howard W	0	0	0	0	0	0	0	0	0	0	0	0
Birds, Peter McNeely	TERM	0	0	1	0	0	0	0	0	0	0	0
Brown, Randy	TERM	0	97	0	0	0	0	0	0	0	0	0
PT Edwards, Conly J	0	0	0	0	0	0	0	0	0	0	0	0
Elmore II, Dickie Lee	TERM	0	213	0	0	0	0	0	0	0	0	0
Farmer, Bartlett Ted	TERM	0	178	0	0	0	0	0	0	0	0	0
Ford, Kelly Steven	TERM	0	220	0	0	0	0	0	0	0	0	0
Gatewood, George Richard	TERM	0	148	0	0	0	0	0	0	0	0	0
Graham, Joshua J.	TERM	0	210	0	0	0	0	0	0	0	0	0
Grogin, Stuart A	TERM	0	202	0	0	0	0	0	0	0	0	0
Gurley, Cooper Van	TERM	0	253	0	0	0	0	0	0	0	0	0
PT Hall, Richard Leroy	0	0	0	0	0	0	0	0	0	0	0	0
Henry, Scott A	TERM	0	8	141	0	0	0	0	0	0	0	0
Hough II, Arthur Lee	TERM	0	0	290	0	0	17	0	0	0	0	0
PT Murphy, Phillip K	0	0	0	0	0	0	0	0	0	0	0	0
Salter, Gregory M	TERM	0	196	0	0	0	0	0	0	0	0	0
Tesch, Jim R	TERM	0	318	0	0	0	0	0	0	0	0	0
Armentrout, Mary Frances	1	3	21	24	6	6	1	8	1	4	1	0
Daniel, Carl	4	10	324	96	23	22	3	30	3	17	2	11
Gannon, Jublia B	2	5	153	45	11	10	1	14	2	8	1	44
Stanis, Veronica Marie	1	3	102	30	7	7	1	10	1	5	1	21
OTHER	0	0	0	0	0	0	0	0	0	0	0	14
Total North Carolina	98	54	15,484	1,299	609	807	118	1,558	26	273	167	236

WATER SERVICE CORPORATION
 SE 50 - Operator Salary
 Distribution of Direct
 Salaries and Benefits
 Period Ended 03/31/07

Employee	Total	Mgmt to SR Region	41-0212 Colchester	42-0205 Greenridge Utilities	43-0210 Provinces	44-0215 Maryland Wtr Serv	47-0225 Mass- anutten	52-0250 UI of Penn	51-0251 Westgate	53-0255 Penn Estates
KENTUCKY										
Bolt, Gregory C	202	0	0	0	0	0	0	0	0	0
Fields, Woodrow A	208	0	0	0	0	0	0	0	0	0
Heck, Travis Nathaniel	177	0	0	0	0	0	0	0	0	0
Johnson, Harvey Harlan	205	0	0	0	0	0	0	0	0	0
Leonard, James Ronald	376	0	0	0	0	0	0	0	0	0
Mills, Wendell Gary	245	0	0	0	0	0	0	0	0	0
Onkst, James H	175	0	0	0	0	0	0	0	0	0
Partin, Michael W	189	0	0	0	0	0	0	0	0	0
Pickard, Michael Anthony	268	0	0	0	0	0	0	0	0	0
Russell, R. Dale	274	0	0	0	0	0	0	0	0	0
Turner, John R	202	0	0	0	0	0	0	0	0	0
OTHER	0	0	0	0	0	0	0	0	0	0
Total Kentucky	2,521	0	0	0	0	0	0	0	0	0
New Jersey										
See Pennsylvania	0	0	0	0	0	0	0	0	0	0
OTHER	0	0	0	0	0	0	0	0	0	0
Total New Jersey	0	0	0	0	0	0	0	0	0	0
Virginia										
Berry, Jeremy Aaron	224	0	0	0	0	0	224	0	0	0
Hough, Larry Paul	281	0	0	0	0	0	281	0	0	0
Mitchell Jr., Dennis Allen	257	0	0	0	0	0	257	0	0	0
Puffenbarger Jr., James B	234	0	0	0	0	0	234	0	0	0
Sampson, Keith Franklin	289	0	0	0	0	0	289	0	0	0
Sharp, Tony Linden	558	0	7	38	61	44	148	88	30	104
Smiley, Donald Eugene	269	0	0	0	0	0	269	0	0	0
Whorley, Davie Mark	203	0	0	0	0	0	203	0	0	0
Sorrell, Craig B	251	0	251	0	0	0	0	0	0	0
OTHER	0	0	0	0	0	0	0	0	0	0
Total Virginia	2,566	0	258	38	61	44	1,905	88	30	104
Pennsylvania										
Brost, Peter A.	270	0	0	0	0	0	0	0	61	209
Bruce, Glenn Robert	313	0	0	0	0	0	0	313	0	0
Lewis Jr., Richard A	278	0	0	0	0	0	0	0	0	204
Madison Jr, Charles P	407	0	0	0	0	0	0	138	48	163
Travaglini, Timothy J.	255	0	0	0	0	0	0	255	0	0
Umphrey, Daniel Lewis	267	0	0	0	0	0	0	0	60	207
Vanwhy, Kenneth J	240	0	0	0	0	0	0	0	0	176
PT Clowney, David Lee	0	0	0	0	0	0	0	0	0	0
OTHER	0	0	0	0	0	0	0	0	0	0
Total Pennsylvania	2,030	0	0	0	0	0	0	706	169	959
33,915	727	1,210	453	733	613	2,190	963	258	1,263	

WATER SERVICE CORPORATION
 EE 50 - Operator Salary
 Distribution of Direct
 Salaries and Benefits
 Period Ended 03/31/07

Employee	55-0830 Elk River	57-0270 Montague	80-0500 CNS Inc. of NC	E3-0800 CNS Systems	86-0900 Carolina Trace	87-0905 Transylv	92-0651 Tenn. Wtr. Serv.	120-0920 North Topsail	121-0925 Carolina Pines	122-0922 Bradfield Farms	123-0923 Nero	160-0160 Wtr Serv Co of KY
KENTUCKY												
Bolt, Gregory C	0	0	0	0	0	0	0	0	0	0	0	202
Fields, Woodrow A	0	0	0	0	0	0	0	0	0	0	0	208
Heck, Travis Nathaniel	0	0	0	0	0	0	0	0	0	0	0	177
Johnson, Harvey Harlan	0	0	0	0	0	0	0	0	0	0	0	205
Leonard, James Ronald	0	0	0	0	0	0	0	0	0	0	0	376
Hills, Wendell Gary	0	0	0	0	0	0	0	0	0	0	0	245
Onker, James H	0	0	0	0	0	0	0	0	0	0	0	175
Partin, Michael W	0	0	0	0	0	0	0	0	0	0	0	189
Pickard, Michael Anthony	0	0	0	0	0	0	0	0	0	0	0	268
Russell, R. Dale	0	0	0	0	0	0	0	0	0	0	0	274
Turner, John R	0	0	0	0	0	0	0	0	0	0	0	202
OTHER	0	0	0	0	0	0	0	0	0	0	0	0
Total Kentucky	0	0	0	0	0	0	0	0	0	0	0	2,521
New Jersey												
See Pennsylvania	0	0	0	0	0	0	0	0	0	0	0	0
OTHER	0	0	0	0	0	0	0	0	0	0	0	0
Total New Jersey	0	0	0	0	0	0	0	0	0	0	0	0
Virginia												
Berry, Jeremy Aaron	0	0	0	0	0	0	0	0	0	0	0	0
Hough, Larry Paul	0	0	0	0	0	0	0	0	0	0	0	0
Mitchell Jr., Dennis Allen	0	0	0	0	0	0	0	0	0	0	0	0
Puffenberger Jr., James B	0	0	0	0	0	0	0	0	0	0	0	0
Sampson, Keith Franklin	0	0	0	0	0	0	0	0	0	0	0	0
Sharp, Tony Linden	0	38	0	0	0	0	0	0	0	0	0	0
Smiley, Donald Eugene	0	0	0	0	0	0	0	0	0	0	0	0
Whorley, David Mark	0	0	0	0	0	0	0	0	0	0	0	0
Sorrell, Craig B	0	0	0	0	0	0	0	0	0	0	0	0
OTHER	0	0	0	0	0	0	0	0	0	0	0	0
Total Virginia	0	38	0	0	0	0	0	0	0	0	0	0
Pennsylvania												
Brost, Peter A.	0	0	0	0	0	0	0	0	0	0	0	0
Bruce, Glenn Robert	0	0	0	0	0	0	0	0	0	0	0	0
Lewis Jr., Richard A	0	74	0	0	0	0	0	0	0	0	0	0
Madison Jr, Charles P	0	59	0	0	0	0	0	0	0	0	0	0
Travaglino, Timothy J.	0	0	0	0	0	0	0	0	0	0	0	0
Umphrey, Daniel Lewis	0	0	0	0	0	0	0	0	0	0	0	0
Vanwhy, Kenneth J	0	64	0	0	0	0	0	0	0	0	0	0
PT Clowney, David Lee	0	0	0	0	0	0	0	0	0	0	0	0
OTHER	0	0	0	0	0	0	0	0	0	0	0	0
Total Pennsylvania	0	197	0	0	0	0	0	0	0	0	0	0
	98	308	15,484	3,299	609	807	118	1,558	26	273	167	2,757

WATER SERVICE CORPORATION
 SE 50 - Operator Salary
 Distribution of Direct
 Salaries and Benefits
 Period Ended 03/31/07

Employee	Total	Mgmt to SE Region	41-0212 Colchester	42-0205 Greenridge Utilities	43-0210 Provincos	44-0215 Maryland Wtr Serv	47-0225 Mass- anucten	52-0250 UI of Penn	51-0251 Westgate	53-0255 Penn Estates
Health Insurance										
Maryland										
Haggerty, Randy L.	1,313	0	0	0	0	1,313	0	0	0	0
Hartline, Douglas V.	1,313	0	1,313	0	0	0	0	0	0	0
Hason, Rick	1,313	0	16	99	144	104	348	207	71	244
McConnell, Walter George	1,313	0	0	501	812	0	0	0	0	0
Walker, Robert Antonia	1,313	0	0	0	0	1,313	0	0	0	0
Whitson, Richard Edward	1,313	0	1,313	0	0	0	0	0	0	0
Wozniak, Bill H.	1,313	0	85	468	760	0	0	0	0	0
Bennett, Alvin N.	1,313	0	1,313	0	0	0	0	0	0	0
Halbrough, Curtis P.	1,313	0	0	501	812	0	0	0	0	0
OTHER	0	0	0	0	0	0	0	0	0	0
Total Maryland	11,817	0	4,040	1,559	2,528	2,730	348	207	71	244
North Carolina										
Alexander, Richard W.	1,313	0	0	0	0	0	0	0	0	0
Andrews, William E.	1,313	0	0	0	0	0	0	0	0	0
Ardroy, Kevin V	1,313	0	0	0	0	0	0	0	0	0
Baldwin, Eddie Ray	1,313	0	0	0	0	0	0	0	0	0
Bibb, Steven T.	1,313	0	0	0	0	0	0	0	0	0
Bliven, David W	1,313	0	0	0	0	0	0	0	0	0
Bost, Timothy Dale	1,313	0	0	0	0	0	0	0	0	0
Brigman, David L	1,313	0	0	0	0	0	0	0	0	0
Cook, Tina R	1,313	0	0	0	0	0	0	0	0	0
Cooke, Jeffrey Jones	1,313	0	0	0	0	0	0	0	0	0
Corn Jr, Douglas M	1,313	0	0	0	0	0	0	0	0	0
Cornett, Shaun M	1,313	0	0	0	0	0	0	0	0	0
Cunnirham, Sonny G	1,313	0	0	0	0	0	0	0	0	0
Davis, Robert Eric	1,313	0	0	0	0	0	0	0	0	0
Dixon, William Ray	1,313	0	0	0	0	0	0	0	0	0
Durham, Rick J	1,313	0	0	0	0	0	0	0	0	0
Edwards, Cary Glenn	1,313	0	0	0	0	0	0	0	0	0
English, Alan Randall	1,313	0	0	0	0	0	0	0	0	0
Estes, Christopher Larry	1,313	0	0	0	0	0	0	0	0	0
Forbes, David D	1,313	0	0	0	0	0	0	0	0	0
Gonzalez, Nixon Mizraim	1,313	0	0	0	0	0	0	0	0	0
Graham, Michael Christophe	1,313	0	0	0	0	0	0	0	0	0
Grinstead, Beverly Brown	1,313	0	0	0	0	0	0	0	0	0
Harrell, Stephen B.	1,313	0	0	0	0	0	0	0	0	0
Haver, Mark R	1,313	0	0	0	0	0	0	0	0	0
Henry, Larry Darnell	1,313	0	0	0	0	0	0	0	0	0
Highley, James T	1,313	0	12	69	111	81	268	159	55	188
Hoffer, Randy Ray	1,313	0	0	0	0	0	0	0	0	0
Hughes, David M	1,313	0	0	0	0	0	0	0	0	0
Hurt, James Allen	1,313	0	0	0	0	0	0	0	0	0
James, Robert Adam	1,313	0	0	0	0	0	0	0	0	0
Johansen, John E	1,313	0	0	0	0	0	0	0	0	0
Keasling, Jerry A	1,313	0	0	0	0	0	0	0	0	0
Knopf Jr., Kenneth Wayne	1,313	0	0	0	0	0	0	0	0	0
Konsul, Anthony J.	1,313	0	0	0	0	0	0	0	0	0
Langston, Kenneth L.	1,313	0	0	0	0	0	0	0	0	0
Lashua, Martin J	1,313	0	0	0	0	0	0	0	0	0
Lassiter, Danny W	1,313	0	0	0	0	0	0	0	0	0
Leary, Donald W	1,313	0	0	0	0	0	0	0	0	0
Lewis, Kenneth David	1,313	0	0	0	0	0	0	0	0	0
Lightle, Richard D	1,313	0	0	0	0	0	0	0	0	0
McFalls, Edwin L	1,313	0	0	0	0	0	0	0	0	0
McGowan, Steven M	1,313	0	0	0	0	0	0	0	0	0
McIntosh, Grady Evan	1,313	0	0	0	0	0	0	0	0	0
Medling, David G	1,313	0	0	0	0	0	0	0	0	0
Nelson, Randy R	1,313	0	0	0	0	0	0	0	0	0
Nix Jr., Joseph Dewey	1,313	0	0	0	0	0	0	0	0	0
Norris, Joel F	1,313	0	0	0	0	0	0	0	0	0
Oliver, Bryon Dean	1,313	0	0	0	0	0	0	0	0	0
Orz, Robert Frederick	1,313	0	0	0	0	0	0	0	0	0
Peacock II, Gary M	1,313	0	0	0	0	0	0	0	0	0
Pearlman, Robert Mark	1,313	0	0	0	0	0	0	0	0	0
Peterson Jr, Dwight L.	1,313	0	0	0	0	0	0	0	0	0
Peterson, Joshua W	1,313	0	0	0	0	0	0	0	0	0
Pritchard, Charles Randall	1,313	0	0	0	0	0	0	0	0	0
Pritchard, Scott A	1,313	0	0	0	0	0	0	0	0	0
Puckett, Michael Shane	1,313	0	0	0	0	0	0	0	0	0

WATER SERVICE CORPORATION
 SE 50 - Operator Salary
 Distribution of Direct
 Salaries and Benefits
 Period Ended 03/31/07

Employee	56-0830 Elk River	57-0270 Montague	80-0500 CWS Inc. of NC	83-0800 CWS Systems	86-0900 Carolina Trace	87-0905 Transylv	92-0651 Tenn. Wtr. Serv.	120-0920 North Topsail	121-0925 Carolina Pines	122-0922 Bradfield Farms	123-0923 Nero	160-0160 Wtr Serv Co of KY
Health Insurance												
Maryland												
Haggerty, Randy L	0	0	0	0	0	0	0	0	0	0	0	0
Hartline, Douglas V.	0	0	0	0	0	0	0	0	0	0	0	0
Mason, Rick	0	89	0	0	0	0	0	0	0	0	0	0
McConnell, Walter George	0	0	0	0	0	0	0	0	0	0	0	0
Walker, Robert Antonia	0	0	0	0	0	0	0	0	0	0	0	0
Whitson, Richard Edward	0	0	0	0	0	0	0	0	0	0	0	0
Wozniak, Bill H	0	0	0	0	0	0	0	0	0	0	0	0
Bennett, Alvin N.	0	0	0	0	0	0	0	0	0	0	0	0
Malbrough, Curtis P.	0	0	0	0	0	0	0	0	0	0	0	0
OTHER	0	0	0	0	0	0	0	0	0	0	0	0
Total Maryland	0	89	0	0	0	0	0	0	0	0	0	0
North Carolina												
Alexander, Richard W.	0	0	1,313	0	0	0	0	0	0	0	0	0
Andrews, William E.	0	0	0	0	0	0	0	1,313	0	0	0	0
Ardrey, Kevin V	0	0	1,313	0	0	0	0	0	0	0	0	0
Baldwin, Eddie Ray	0	0	649	342	0	0	0	0	0	0	0	0
Bibb, Steven T.	0	0	1,313	0	0	0	0	289	33	0	0	0
Bliven, David W	0	0	1,313	0	0	0	0	0	0	0	0	0
Bost, Timothy Dale	0	0	371	0	0	0	0	0	0	0	0	0
Brigman, David L	0	0	0	1,313	0	0	0	0	0	942	0	0
Cook, Tina R	0	0	0	0	0	0	0	0	0	0	0	0
Cooke, Jeffrey Jones	0	0	91	587	0	0	0	1,313	0	0	0	0
Corn Jr, Douglas M	0	0	139	0	0	0	0	0	0	0	635	0
Cornett, Shaun M	0	0	139	0	0	1,174	0	0	0	0	0	0
Cunningham, Sonny G	0	0	0	0	0	1,174	0	0	0	0	0	0
Davis, Robert Eric	0	0	1,313	0	0	0	0	0	0	0	0	0
Dixon, William Ray	0	0	1,313	0	0	0	0	0	0	0	0	0
Durham, Rick J	0	0	917	396	0	0	0	0	0	0	0	0
Edwards, Cary Glenn	0	0	1,313	0	0	0	0	0	0	0	0	0
English, Alan Randall	112	0	0	0	0	0	0	1,313	0	0	0	0
Estes, Christopher Larry	0	0	1,201	0	0	0	0	0	0	0	0	0
Forbes, David D	0	0	67	1,113	0	0	133	0	0	0	0	0
Gonzalez, Nixon Mizraim	0	0	1,313	0	0	0	0	0	0	0	0	0
Graham, Michael Christophe	0	0	1,313	0	0	0	0	0	0	0	0	0
Grinstead, Beverly Brown	0	0	1,313	0	0	0	0	0	0	0	0	0
Harrell, Stephen B.	0	0	666	291	327	0	0	0	0	0	0	0
Haver, Mark R	0	0	977	0	0	0	0	0	0	0	29	0
Henry, Larry Darnell	0	0	1,313	0	0	0	0	0	0	336	0	0
Highley, James T	0	69	0	0	0	0	0	0	0	0	0	0
Hoffer, Randy Roy	0	0	647	0	0	0	0	0	0	0	0	301
Hughes, David M	0	0	1,097	216	0	0	0	666	0	0	0	0
Hurt, James Allen	0	0	1,313	0	0	0	0	0	0	0	0	0
James, Robert Adam	0	0	1,313	0	0	0	0	0	0	0	0	0
Johansen, John E	0	0	1,313	0	0	0	0	0	0	0	0	0
Keasling, Jerry A	0	0	1,313	0	0	0	0	0	0	0	0	0
Knopf Jr., Kenneth Wayne	0	0	1,313	0	0	0	0	0	0	0	0	0
Konsul, Anthony J.	0	0	1,313	0	0	0	0	0	0	0	0	0
Langston, Kenneth L.	0	0	618	695	0	0	0	0	0	0	0	0
Lashua, Martin J	0	0	1,180	111	0	0	0	0	0	0	0	0
Lassiter, Danny W	0	0	659	312	133	0	22	0	0	0	0	0
Leary, Donald W	0	0	612	701	0	0	178	0	20	0	12	0
Lewis, Kenneth David	0	0	67	1,113	0	0	0	0	0	0	0	0
Lightle, Richard D	0	0	139	0	0	0	133	0	0	0	0	0
McFalls, Edwin L	0	0	67	1,113	0	1,174	0	0	0	0	0	0
McGowan, Steven M	0	0	1,097	216	0	0	133	0	0	0	0	0
McIntosh, Grady Evan	0	0	1,313	0	0	0	0	0	0	0	0	0
Medling, David G	0	0	459	0	0	854	0	0	0	0	0	0
Melon, Randy R	0	0	97	1,216	0	0	0	0	0	0	0	0
Nix Jr., Joseph Dewey	0	0	1,313	0	0	0	0	0	0	0	0	0
Norris, Joel F	0	0	1,313	0	0	0	0	0	0	0	0	0
Oliver, Bryon Dean	0	0	1,313	0	0	0	0	0	0	0	0	0
Orr, Robert Frederick	0	0	477	0	836	0	0	0	0	0	0	0
Peacock II, Gary H	0	0	97	1,216	0	0	0	0	0	0	0	0
Pearman, Robert Mark	0	0	644	584	0	0	0	0	0	0	0	0
Peterson Jr, Dwight L.	0	0	0	0	0	0	0	0	0	85	0	0
Peterson, Joshua W	0	0	1,313	0	0	0	1,313	0	0	0	0	0
Pritchard, Charles Randall	0	0	1,313	0	0	0	0	0	0	0	0	0
Pritchard, Scott A	0	0	1,313	0	0	0	0	0	0	0	0	0
Puckett, Michael Shane	0	0	1,313	0	0	0	0	0	0	0	0	0

WATER SERVICE CORPORATION
 SE 50 - Operator Salary
 Distribution of Direct
 Salaries and Benefits
 Period Ended 03/31/07

Employee	Total	Mgmt to SE Region	41-0212 Colchester	42-0205 Greenridge Utilities	43-0210 Provinces	44-0215 Maryland Wtr Serv	47-0225 Masc- anetten	52-0250 UI of Penn	51-0251 Westgate	53-0255 Penn Estates
Reece, Ronnie N	1,313	0	0	0	0	0	0	0	0	0
Ryniak, David	1,313	0	0	0	0	0	0	0	0	0
Scanlon, Martin L.	1,313	0	0	0	0	0	0	0	0	0
Scarboro, Donald Joseph	1,313	0	0	0	0	0	0	0	0	0
Stacks, Clifford M	1,313	0	0	0	0	0	0	0	0	0
Stovall, Glenn A	1,313	0	0	0	0	0	0	0	0	0
Terrell, Brian V	1,313	0	0	0	0	0	0	0	0	0
Tippett, Larry Cecil	1,313	0	0	0	0	0	0	0	0	0
Tupps, Roger B	1,313	0	0	0	0	0	0	0	0	0
Underwood, Gerald L	1,313	0	0	0	0	0	0	0	0	0
Vanscoy Jr., William James	1,313	0	0	0	0	0	0	0	0	0
Walker, Gordon Scott	1,313	0	0	0	0	0	0	0	0	0
Walton, Kerry Gene	1,313	0	0	0	0	0	0	0	0	0
Woody Jr, Rex	1,313	0	0	0	0	0	0	0	0	0
Woody, Rex R.	1,313	0	0	0	0	0	0	0	0	0
Woodard, Jeffrey Scott	1,313	0	0	0	0	0	0	0	0	0
Young, Richard D	1,313	0	0	0	0	0	0	0	0	0
PT Allen, Howard W	0	0	0	0	0	0	0	0	0	0
Birds, Peter McNeely	1,313	0	0	0	0	0	0	0	0	0
Brown, Randy	1,313	0	0	0	0	0	0	0	0	0
PT Edwards, Conly J	0	0	0	0	0	0	0	0	0	0
Elmore II, Dickie Lee	1,313	0	0	0	0	0	0	0	0	0
Farmer, Bartlett Ted	1,313	0	0	0	0	0	0	0	0	0
Ford, Kelly Steven	1,313	0	0	0	0	0	0	0	0	0
Gatewood, George Richard	1,313	0	0	0	0	0	0	0	0	0
Graham, Joshua J.	1,313	0	0	0	0	0	0	0	0	0
Grogin, Stuart A	1,313	0	0	0	0	0	0	0	0	0
Gurley, Cooper Van	1,313	0	0	0	0	0	0	0	0	0
PT Hall, Richard Leroy	0	0	0	0	0	0	0	0	0	0
Henry, Scott A	1,313	0	0	0	0	0	0	0	0	0
Hough II, Arthur Lee	1,313	0	0	0	0	0	0	0	0	0
PT Murphy, Phillip K	0	0	0	0	0	0	0	0	0	0
Salter, Gregory M	1,313	0	0	0	0	0	0	0	0	0
Tesch, Jim R	1,313	0	0	0	0	0	0	0	0	0
Armentrout, Mary Frances	1,313	437	2	12	20	14	48	28	10	34
Daniel, Carl	1,313	437	2	12	20	14	48	28	10	34
Gannon, Jubilia B	1,313	437	2	12	20	14	48	28	10	34
Stanis, Veronica Marie	1,313	437	2	12	20	14	48	28	10	34
OTHER	0	0	0	0	0	0	0	0	0	0
Total North Carolina	119,483	1,748	20	117	191	117	460	271	95	324

WATER SERVICE CORPORATION
 SE 50 - Operator Salary
 Distribution of Direct
 Salaries and Benefits
 Period Ended 03/31/07

Employee	56-0830 Elk River	57-0270 Montague	80-0500 CWS Inc. of NC	83-0800 CWS Systems	86-0900 Carolina Trace	87-3905 Translv	92-0651 Tenn. Wtr. Serv.	120-0920 North Toosail	121-0925 Carolina Pines	122-0922 Bradfield Farms	123-0923 Nero	160-0160 Wtr Serv Co of KY
Reece, Ronnie N	112	0	1,201	9	0	0	0	0	0	0	0	0
Ryniak, David	0	0	580	733	0	0	0	0	0	0	0	0
Scanlon, Martin L.	0	0	1,313	0	0	0	0	0	0	0	0	0
Scarboro, Donald Joseph	0	0	128	0	1,185	0	0	0	0	0	0	0
Stacks, Clifford M	0	0	1,313	0	0	0	0	0	0	0	0	0
Stovall, Glenn A	0	0	1,313	0	0	0	0	0	0	0	0	0
Terrell, Brian V	0	0	1,313	0	0	0	0	0	0	0	0	0
Tippett, Larry Cecil	0	0	0	0	0	0	0	0	0	0	0	0
Tupps, Roger B	0	0	1,313	0	0	0	0	1,313	0	0	0	0
Underwood, Gerald L	0	0	1,313	0	0	0	0	0	0	0	0	0
Vanscoy Jr., William James	0	0	644	584	0	0	0	0	0	0	0	0
Walker, Gordon Scott	0	0	1,313	0	0	0	0	0	0	0	85	0
Walton, Kerry Gene	0	0	534	349	196	0	0	0	0	0	0	0
Woody Jr, Rex	72	0	944	298	0	0	0	0	0	0	35	0
Woody, Rex R.	0	0	1,313	0	0	0	0	0	0	0	0	0
Woolard, Jeffrey Scott	0	0	1,313	0	0	0	0	0	0	0	0	0
Young, Richard D	186	0	1,127	0	0	0	0	0	0	0	0	0
PT Allen, Howard W	0	0	0	0	0	0	0	0	0	0	0	0
Birds, Peter McNeely	TERM	0	67	1,113	0	0	133	0	0	0	0	0
Brown, Randy	TERM	0	1,313	0	0	0	0	0	0	0	0	0
PT Edwards, Conly J	0	0	0	0	0	0	0	0	0	0	0	0
Elmore II, Dickie Lee	TERM	0	1,313	0	0	0	0	0	0	0	0	0
Farmer, Bartlett Ted	TERM	0	1,313	0	0	0	0	0	0	0	0	0
Ford, Kelly Stevon	TERM	0	1,313	0	0	0	0	0	0	0	0	0
Gatewood, George Richard	TERM	0	1,313	0	0	0	0	0	0	0	0	0
Graham, Joshua J.	TERM	0	1,313	0	0	0	0	0	0	0	0	0
Gregin, Stuart A	TERM	0	1,313	0	0	0	0	0	0	0	0	0
Gurley, Cooper Van	TERM	0	1,313	0	0	0	0	0	0	0	0	0
PT Hall, Richard Leroy	0	0	0	0	0	0	0	0	0	0	0	0
Henry, Scott A	TERM	0	67	1,113	0	0	133	0	0	0	0	0
Hough II, Arthur Lee	TERM	0	0	1,313	0	0	0	0	0	0	0	0
PT Murphy, Phillip K	0	0	0	0	0	0	0	0	0	0	0	0
Salter, Gregory M	TERM	0	1,313	0	0	0	0	0	0	0	0	0
Tesch, Jim R	TERM	0	1,313	0	0	0	0	0	0	0	0	0
Ammentrout, Mary Frances	4	12	396	110	28	27	4	37	4	21	2	54
Daniel, Carl	4	12	396	118	28	27	4	37	4	21	2	54
Gammon, Jublia B	4	12	396	118	28	27	4	37	4	21	2	54
Stanis, Veronica Marie	4	12	396	118	28	27	4	37	4	21	2	54
OTHER	0	0	0	0	0	0	0	0	0	21	2	54
Total North Carolina	498	117	79,135	17,510	2,989	4,484	703	7,846	69	1,362	889	517

WATER SERVICE CORPORATION
 SE 50 - Operator Salary
 Distribution of Direct
 Salaries and Benefits
 Period Ended 03/31/07

Employee	Total	Mgmt to SE Region	41-0212 Colchester	42-0205 Greenridge Utilities	43-0216 Provincetown	44-0215 Maryland Wtr Serv	47-0225 Mass- achusetts	52-0250 UI of Penn	51-0251 Westgate	53-0255 Penn Estates
KENTUCKY										
Bolt, Gregory C	1,313	0	0	0	0	0	0	0	0	0
Fields, Woodrow A	1,313	0	0	0	0	0	0	0	0	0
Heck, Travis Nathaniel	1,313	0	0	0	0	0	0	0	0	0
Johnson, Harvey Harlan	1,313	0	0	0	0	0	0	0	0	0
Leonard, James Ronald	1,313	0	0	0	0	0	0	0	0	0
Mills, Wendell Gary	1,313	0	0	0	0	0	0	0	0	0
Onkst, James H	1,313	0	0	0	0	0	0	0	0	0
Partin, Michael W	1,313	0	0	0	0	0	0	0	0	0
Pickard, Michael Anthony	1,313	0	0	0	0	0	0	0	0	0
Russell, R. Dale	1,313	0	0	0	0	0	0	0	0	0
Turner, John R	1,313	0	0	0	0	0	0	0	0	0
OTHER	0	0	0	0	0	0	0	0	0	0
Total Kentucky	14,443	0	0	0	0	0	0	0	0	0
New Jersey										
See Pennsylvania	0	0	0	0	0	0	0	0	0	0
OTHER	0	0	0	0	0	0	0	0	0	0
Total New Jersey	0	0	0	0	0	0	0	0	0	0
Virginia										
Berry, Jeremy Aaron	1,313	0	0	0	0	0	1,313	0	0	0
Hough, Larry Paul	1,313	0	0	0	0	0	1,313	0	0	0
Mitchell Jr., Dennis Allen	1,313	0	0	0	0	0	1,313	0	0	0
Puffenberger Jr., James B	1,313	0	0	0	0	0	1,313	0	0	0
Sampson, Keith Franklin	1,313	0	0	0	0	0	1,313	0	0	0
Sharp, Tony Linden	1,313	0	16	89	144	104	348	207	71	244
Smiley, Donald Eugene	1,313	0	0	0	0	0	1,313	0	0	0
Whorley, Davie Mark	1,313	0	0	0	0	0	1,313	0	0	0
Sorrell, Craig B	1,313	0	1,313	0	0	0	0	0	0	0
OTHER	0	0	0	0	0	0	0	0	0	0
Total Virginia	11,817	0	1,329	89	144	104	9,539	207	71	244
Pennsylvania										
Brost, Peter A.	1,313	0	0	0	0	0	0	0	297	1,016
Bruce, Glenn Robert	1,313	0	0	0	0	0	0	1,313	0	0
Lewis Jr., Richard A	1,313	0	0	0	0	0	0	0	0	962
Madison Jr, Charles P	1,313	0	0	0	0	0	0	444	153	524
Travaglini, Timothy J.	1,313	0	0	0	0	0	0	1,313	0	0
Umphrey, Daniel Lewis	1,313	0	0	0	0	0	0	0	297	1,016
Vanwhy, Kenneth J	1,313	0	0	0	0	0	0	0	0	962
PT Clowney, David Lee	0	0	0	0	0	0	0	0	0	0
OTHER	0	0	0	0	0	0	0	0	0	0
Total Pennsylvania	9,191	0	0	0	0	0	0	3,070	747	4,480
166,751	1,748	5,389	1,765	2,863	2,971	10,347	3,755	984	5,292	

WATER SERVICE CORPORATION
 SE 50 - Operator Salary
 Distribution of Direct
 Salaries and Benefits
 Period Ended 03/31/07

Employee	56-0830 Elk River	57-0270 Montague	80-0500 CWS Inc. of NC	83-0200 CWS Systems	86-0900 Carolina Trace	87-0905 Translvy	92-0651 Tenn. Ntr. Serv.	120-0920 North Toosail	121-0925 Carolina Pines	122-0922 Bradfield Farms	123-0923 Nero	160-0160 Wtr Serv Co of KY
KENTUCKY												
Bolt, Gregory C	0	0	0	0	0	0	0	0	0	0	0	1,313
Fields, Woodrow A	0	0	0	0	0	0	0	0	0	0	0	1,313
Heck, Travis Nathaniel	0	0	0	0	0	0	0	0	0	0	0	1,313
Johnson, Harvey Harlan	0	0	0	0	0	0	0	0	0	0	0	1,313
Leonard, James Ronald	0	0	0	0	0	0	0	0	0	0	0	1,313
Hills, Mendell Gary	0	0	0	0	0	0	0	0	0	0	0	1,313
Onkst, James H	0	0	0	0	0	0	0	0	0	0	0	1,313
Fartin, Michael W	0	0	0	0	0	0	0	0	0	0	0	1,313
Pickard, Michael Anthony	0	0	0	0	0	0	0	0	0	0	0	1,313
Russell, R. Dale	0	0	0	0	0	0	0	0	0	0	0	1,313
Turner, John R	0	0	0	0	0	0	0	0	0	0	0	1,313
OTHER	0	0	0	0	0	0	0	0	0	0	0	0
Total Kentucky	0	0	0	0	0	0	0	0	0	0	0	14,443
New Jersey												
See Pennsylvania	0	0	0	0	0	0	0	0	0	0	0	0
OTHER	0	0	0	0	0	0	0	0	0	0	0	0
Total New Jersey	0	0	0	0	0	0	0	0	0	0	0	0
Virginia												
Berry, Jeremy Aaron	0	0	0	0	0	0	0	0	0	0	0	0
Hough, Larry Paul	0	0	0	0	0	0	0	0	0	0	0	0
Nicshell Jr., Dennis Allen	0	0	0	0	0	0	0	0	0	0	0	0
Puffenbarger Jr., James B	0	0	0	0	0	0	0	0	0	0	0	0
Sampson, Keith Franklin	0	0	0	0	0	0	0	0	0	0	0	0
Sharp, Tony Linden	0	89	0	0	0	0	0	0	0	0	0	0
Smiley, Donald Eugene	0	0	0	0	0	0	0	0	0	0	0	0
Whorley, Davie Mark	0	0	0	0	0	0	0	0	0	0	0	0
Sorrell, Craig B	0	0	0	0	0	0	0	0	0	0	0	0
OTHER	0	0	0	0	0	0	0	0	0	0	0	0
Total Virginia	0	89	0	0	0	0	0	0	0	0	0	0
Pennsylvania												
Brost, Peter A.	0	0	0	0	0	0	0	0	0	0	0	0
Bruce, Glenn Robert	0	0	0	0	0	0	0	0	0	0	0	0
Lewis Jr., Richard A	0	351	0	0	0	0	0	0	0	0	0	0
Madison Jr., Charles P	0	192	0	0	0	0	0	0	0	0	0	0
Travaglini, Timothy J.	0	0	0	0	0	0	0	0	0	0	0	0
Umphrey, Daniel Lewis	0	0	0	0	0	0	0	0	0	0	0	0
Vanwhy, Kenneth J	0	351	0	0	0	0	0	0	0	0	0	0
PT Clowney, David Lee	0	0	0	0	0	0	0	0	0	0	0	0
OTHER	0	0	0	0	0	0	0	0	0	0	0	0
Total Pennsylvania	0	894	0	0	0	0	0	0	0	0	0	0
	498	1,189	79,135	17,510	2,989	4,484	703	7,846	69	1,362	889	14,960

WATER SERVICE CORPORATION
 SE 50 - Operator Salary
 Distribution of Direct
 Salaries and Benefits
 Period Ended 03/31/07

Employee	Total	Mgmt to SP Region	41-0212 Colchester	42-0205 Greenridge Utilities	43-0210 Provinces	44-0215 Maryland Wtr Serv	47-0225 Maes- anutton	52-0250 UI of Penn	51-0251 Westgate	53-0255 Penn Estates
Other Benefits										
Maryland										
Haggerty, Randy L	91	0	0	0	0	91	0	0	0	0
Hartline, Douglas V.	91	0	91	0	0	0	0	0	0	0
Mason, Rick	91	0	1	5	10	7	24	14	5	17
McConnell, Walter George	91	0	0	35	56	0	0	0	0	0
Walker, Robert Antonia	91	0	0	0	0	91	0	0	0	0
Whitson, Richard Edward	91	0	91	0	0	0	0	0	0	0
Wozniak, Bill H	91	0	0	32	53	0	0	0	0	0
Bennett, Alvin N.	91	0	91	0	0	0	0	0	0	0
Malbrough, Curtis P.	91	0	0	35	56	0	0	0	0	0
OTHER	0	0	0	0	0	0	0	0	0	0
Total Maryland	819	0	280	108	175	189	24	14	5	17
North Carolina										
Alexander, Richard W.	91	0	0	0	0	0	0	0	0	0
Andrews, William E.	91	0	0	0	0	0	0	0	0	0
Ardrey, Kevin V	91	0	0	0	0	0	0	0	0	0
Baldwin, Eddie Ray	91	0	0	0	0	0	0	0	0	0
Bibb, Steven T.	91	0	0	0	0	0	0	0	0	0
Bliven, David W	91	0	0	0	0	0	0	0	0	0
Bost, Timothy Dale	91	0	0	0	0	0	0	0	0	0
Brigman, David L	91	0	0	0	0	0	0	0	0	0
Cook, Tina R	91	0	0	0	0	0	0	0	0	0
Cooke, Jeffrey Jones	91	0	0	0	0	0	0	0	0	0
Corn Jr, Douglas M	91	0	0	0	0	0	0	0	0	0
Cornett, Shaun M	91	0	0	0	0	0	0	0	0	0
Cunningham, Sonny G	91	0	0	0	0	0	0	0	0	0
Davis, Robert Eric	91	0	0	0	0	0	0	0	0	0
Dixon, William Ray	91	0	0	0	0	0	0	0	0	0
Durham, Rick J	91	0	0	0	0	0	0	0	0	0
Edwards, Cary Glenn	91	0	0	0	0	0	0	0	0	0
English, Alan Randall	91	0	0	0	0	0	0	0	0	0
Estes, Christopher Larry	91	0	0	0	0	0	0	0	0	0
Forbes, David D	91	0	0	0	0	0	0	0	0	0
Gonzalez, Nixon Mizraim	91	0	0	0	0	0	0	0	0	0
Graham, Michael Christophe	91	0	0	0	0	0	0	0	0	0
Grinstead, Beverly Brown	91	0	0	0	0	0	0	0	0	0
Hazrell, Stephen B.	91	0	0	0	0	0	0	0	0	0
Haver, Mark R	91	0	0	0	0	0	0	0	0	0
Henry, Larry Darnell	91	0	0	0	0	0	0	0	0	0
Highley, James T	91	0	1	5	8	6	19	11	4	13
Hoffer, Randy Ray	91	0	0	0	0	0	0	0	0	0
Hughes, David M	91	0	0	0	0	0	0	0	0	0
Hurt, James Allen	91	0	0	0	0	0	0	0	0	0
James, Robert Adam	91	0	0	0	0	0	0	0	0	0
Johansen, John E	91	0	0	0	0	0	0	0	0	0
Keasing, Jerry A	91	0	0	0	0	0	0	0	0	0
Knopf Jr., Kenneth Wayne	91	0	0	0	0	0	0	0	0	0
Konsul, Anthony J.	91	0	0	0	0	0	0	0	0	0
Langston, Kenneth L.	91	0	0	0	0	0	0	0	0	0
Lashua, Martin J	91	0	0	0	0	0	0	0	0	0
Lassiter, Danny W	91	0	0	0	0	0	0	0	0	0
Leary, Donald W	91	0	0	0	0	0	0	0	0	0
Lewis, Kenneth David	91	0	0	0	0	0	0	0	0	0
Lightle, Richard D	91	0	0	0	0	0	0	0	0	0
McFalls, Edwin L	91	0	0	0	0	0	0	0	0	0
McGowan, Steven M	91	0	0	0	0	0	0	0	0	0
McIntosh, Grady Evan	91	0	0	0	0	0	0	0	0	0
Medling, David G	91	0	0	0	0	0	0	0	0	0
Nelon, Randy R	91	0	0	0	0	0	0	0	0	0
Nix Jr., Joseph Dewey	91	0	0	0	0	0	0	0	0	0
Norris, Joel F	91	0	0	0	0	0	0	0	0	0
Oliver, Bryon Dean	91	0	0	0	0	0	0	0	0	0
Orr, Robert Frederick	91	0	0	0	0	0	0	0	0	0
Peacock II, Gary M	91	0	0	0	0	0	0	0	0	0
Pearlman, Robert Mark	91	0	0	0	0	0	0	0	0	0
Peterson Jr, Dwight L.	91	0	0	0	0	0	0	0	0	0
Peterson, Joshua W	91	0	0	0	0	0	0	0	0	0
Fritchard, Charles Randall	91	0	0	0	0	0	0	0	0	0
Fritchard, Scott A	91	0	0	0	0	0	0	0	0	0
Puckett, Michael Shane	91	0	0	0	0	0	0	0	0	0

WATER SERVICE CORPORATION
 SE 50 - Operator Salary
 Distribution of Direct
 Salaries and Benefits
 Period Ended 03/31/07

Employee	56-0830 Elk River	57-0270 Montague	80-0500 CWS Inc. of NC	83-0800 CWS Systems	86-0900 Carolina Trace	87-0205 Transluv	92-0651 Tenn. Wtr. Serv.	120-0920 North Tonsill	121-0925 Carolina Pines	122-0922 Bradfield Farms	123-0923 Nero	160-0160 Wtr Serv Co of KY
Other Benefits												
Maryland												
Haggerty, Randy L	0	0	0	0	0	0	0	0	0	0	0	0
Hartline, Douglas V.	0	0	0	0	0	0	0	0	0	0	0	0
Mason, Rick	0	6	0	0	0	0	0	0	0	0	0	0
McConnell, Walter George	0	0	0	0	0	0	0	0	0	0	0	0
Walker, Robert Antonio	0	0	0	0	0	0	0	0	0	0	0	0
Whitson, Richard Edward	0	0	0	0	0	0	0	0	0	0	0	0
Wozniak, Bill H	0	0	0	0	0	0	0	0	0	0	0	0
Bennett, Alvin N.	0	0	0	0	0	0	0	0	0	0	0	0
Halbrough, Curtis P.	0	0	0	0	0	0	0	0	0	0	0	0
OTHER	0	0	0	0	0	0	0	0	0	0	0	0
Total Maryland	0	6	0	0	0	0	0	0	0	0	0	0
North Carolina												
Alexander, Richard W.	0	0	91	0	0	0	0	0	0	0	0	0
Andrews, William E.	0	0	0	0	0	0	0	51	0	0	0	0
Arday, Kevin V	0	0	91	0	0	0	0	0	0	0	0	0
Baldwin, Eddie Ray	0	0	45	24	0	0	0	20	2	0	0	0
Bibb, Steven T.	0	0	91	0	0	0	0	0	0	0	0	0
Bliven, David W	0	0	91	0	0	0	0	0	0	0	0	0
Bost, Timothy Dale	0	0	26	0	0	0	0	0	0	65	0	0
Brigman, David L	0	0	0	91	0	0	0	0	0	0	0	0
Cook, Tina R	0	0	0	0	0	0	0	91	0	0	0	0
Cooke, Jeffrey Jones	0	0	6	41	0	0	0	0	0	0	0	0
Corn Jr, Douglas H	0	0	10	0	0	81	0	0	0	0	44	0
Cornett, Shaun M	0	0	10	0	0	81	0	0	0	0	0	0
Cunningham, Sonny G	0	0	91	0	0	0	0	0	0	0	0	0
Davis, Robert Eric	0	0	91	0	0	0	0	0	0	0	0	0
Dixon, William Ray	0	0	64	27	0	0	0	0	0	0	0	0
Durham, Rick J	0	0	91	0	0	0	0	0	0	0	0	0
Edwards, Cary Glenn	0	0	0	0	0	0	0	91	0	0	0	0
English, Alan Randall	0	0	83	0	0	0	0	0	0	0	0	0
Estes, Christopher Larry	0	0	5	77	0	0	0	0	0	0	0	0
Forbes, David D	0	0	91	0	0	0	0	0	0	0	0	0
Gonzalez, Nixon Mizraim	0	0	91	0	0	0	0	0	0	0	0	0
Graham, Michael Christophe	0	0	91	0	0	0	0	0	0	0	0	0
Grinstead, Beverly Brown	0	0	91	0	0	0	0	0	0	0	0	0
Harrell, Stephen B.	0	0	46	20	23	0	0	0	2	0	0	0
Haver, Mark R	0	0	68	0	0	0	0	4	0	23	0	0
Henry, Larry Darnell	0	0	91	0	0	0	0	0	0	0	0	0
Highley, James T	0	5	0	0	0	0	0	0	0	0	0	21
Hoffer, Randy Ray	0	0	45	0	0	0	0	46	0	0	0	0
Hughes, David M	0	0	76	15	0	0	0	0	0	0	0	0
Hurt, James Allen	0	0	91	0	0	0	0	0	0	0	0	0
James, Robert Adam	0	0	91	0	0	0	0	0	0	0	0	0
Johansen, John E	0	0	91	0	0	0	0	0	0	0	0	0
Keasling, Jerry A	0	0	91	0	0	0	0	0	0	0	0	0
Knopf Jr., Kenneth Wayne	0	0	91	0	0	0	0	0	0	0	0	0
Konsul, Anthony J.	0	0	91	0	0	0	0	0	0	0	0	0
Langston, Kenneth L.	0	0	43	48	0	0	0	0	0	0	0	0
Lashua, Martin J	0	0	82	8	0	0	0	0	0	0	0	0
Lassiter, Danny W	0	0	46	22	9	0	0	12	1	0	1	0
Leary, Donald W	0	0	42	49	0	0	0	0	0	0	0	0
Lewis, Kenneth David	0	0	5	77	0	0	9	0	0	0	0	0
Lightle, Richard D	0	0	10	0	0	81	0	0	0	0	0	0
McFallis, Edwin L	0	0	5	77	0	0	9	0	0	0	0	0
McGowan, Steven M	0	0	76	15	0	0	76	0	0	0	0	0
McIntosh, Grady Evan	0	0	91	0	0	0	0	0	0	0	0	0
Medling, David G	0	0	32	0	0	58	0	0	0	0	0	0
Nelon, Randy R	0	0	7	94	0	0	0	0	0	0	0	0
Nix Jr., Joseph Dewey	0	0	91	0	0	0	0	0	0	0	0	0
Norris, Joel F	0	0	91	0	0	0	0	0	0	0	0	0
Oliver, Bryon Dean	0	0	91	0	0	0	0	0	0	0	0	0
Orr, Robert Frederick	0	0	33	0	58	0	0	0	0	0	0	0
Peacock II, Gary M	0	0	7	84	0	0	0	0	0	0	0	0
Pearlman, Robert Mark	0	0	45	40	0	0	0	0	0	0	6	0
Peterson Jr, Dwight L.	0	0	0	0	0	0	0	91	0	0	0	0
Peterson, Joshua W	0	0	91	0	0	0	0	0	0	0	0	0
Pritchard, Charles Randall	0	0	91	0	0	0	0	0	0	0	0	0
Pritchard, Scott A	0	0	91	0	0	0	0	0	0	0	0	0
Puckett, Michael Shane	0	0	91	0	0	0	0	0	0	0	0	0

WATER SERVICE CORPORATION
 SZ 50 - Operator Salary
 Distribution of Direct
 Salaries and Benefits
 Period Ended 03/31/07

Employee	Total	Mgmt to SE Region	41-0212 Colchester	42-0205 Greenidge Utilities	43-0210 Provinces	44-0215 Maryland Wtr. Serv	47-0225 Mass- anutten	52-0250 UI of Penn	51-0251 Westgate	53-0255 Penn Estates
Reece, Ronnie N	91	0	0	0	0	0	0	0	0	0
Ryniak, David	91	0	0	0	0	0	0	0	0	0
Scanlon, Martin L.	91	0	0	0	0	0	0	0	0	0
Scarboro, Donald Joseph	91	0	0	0	0	0	0	0	0	0
Stacks, Clifford M	91	0	0	0	0	0	0	0	0	0
Stovall, Glenn A	91	0	0	0	0	0	0	0	0	0
Torrell, Brian V	91	0	0	0	0	0	0	0	0	0
Tippett, Larry Cecil	91	0	0	0	0	0	0	0	0	0
Tupps, Roger B	91	0	0	0	0	0	0	0	0	0
Underwood, Gerald L	91	0	0	0	0	0	0	0	0	0
Vanscoy Jr., William James	91	0	0	0	0	0	0	0	0	0
Walker, Gordon Scott	91	0	0	0	0	0	0	0	0	0
Walton, Kerry Gene	91	0	0	0	0	0	0	0	0	0
Woody Jr, Rex	91	0	0	0	0	0	0	0	0	0
Woody, Rex R.	91	0	0	0	0	0	0	0	0	0
Woolard, Jeffrey Scott	91	0	0	0	0	0	0	0	0	0
Young, Richard D	91	0	0	0	0	0	0	0	0	0
PT Allen, Howard W	0	0	0	0	0	0	0	0	0	0
Birds, Peter McNeely	TERM 91	0	0	0	0	0	0	0	0	0
Brown, Randy	TERM 91	0	0	0	0	0	0	0	0	0
PT Edwards, Conly J	0	0	0	0	0	0	0	0	0	0
Elmore II, Dickie Lee	TERM 91	0	0	0	0	0	0	0	0	0
Farmer, Bartlett Ted	TERM 91	0	0	0	0	0	0	0	0	0
Ford, Kelly Steven	TERM 91	0	0	0	0	0	0	0	0	0
Gatwood, George Richard	TERM 91	0	0	0	0	0	0	0	0	0
Graham, Joshua J.	TERM 91	0	0	0	0	0	0	0	0	0
Grogin, Stuart A	TERM 91	0	0	0	0	0	0	0	0	0
Gurley, Cooper Van	TERM 91	0	0	0	0	0	0	0	0	0
PT Hall, Richard Leroy	0	0	0	0	0	0	0	0	0	0
Henry, Scott A	TERM 91	0	0	0	0	0	0	0	0	0
Hough II, Arthur Lee	TERM 91	0	0	0	0	0	0	0	0	0
PT Murphy, Phillip K	0	0	0	0	0	0	0	0	0	0
Salter, Gregory M	TERM 91	0	0	0	0	0	0	0	0	0
Tesch, Jim R	TERM 91	0	0	0	0	0	0	0	0	0
Armentrout, Mary Frances	91	30	0	1	1	1	3	2	1	2
Daniel, Carl	91	30	0	1	1	1	3	2	1	2
Gannon, Jublia B	91	30	0	1	1	1	3	2	1	2
Stanis, Veronica Marie	91	30	0	1	1	1	3	2	1	2
OTHER	0	0	0	0	0	0	0	0	0	0
Total North Carolina	8,281	120	1	9	12	10	31	19	8	21

WATER SERVICE CORPORATION
 SE 50 - Operator Salary
 Distribution of Direct
 Salaries and Benefits
 Period Ended 03/31/07

Employee	56-0830 Elk River	57-0270 Montague	80-0500 CWS Inc. of NC	83-0800 CWS Systems	86-0900 Carolina Trace	87-0905 Transylv	92-0651 Tenn. Wtr. Serv.	120-0920 North Tousall	121-0925 Carolina Pines	122-0922 Bradfield Farms	123-0923 Nero	160-0160 Wtr Serv Co of KY
Reece, Ronnie N	8	0	83	0	0	0	0	0	0	0	0	0
Ryniak, David	0	0	40	51	0	0	0	0	0	0	0	0
Scanlon, Martin L.	0	0	91	0	0	0	0	0	0	0	0	0
Scarboro, Donald Joseph	0	0	9	0	82	0	0	0	0	0	0	0
Stacks, Clifford M	0	0	91	0	0	0	0	0	0	0	0	0
Stovall, Glenn A	0	0	91	0	0	0	0	0	0	0	0	0
Terrell, Brian V	0	0	91	0	0	0	0	0	0	0	0	0
Tippett, Larry Cecil	0	0	0	0	0	0	0	91	0	0	0	0
Tupps, Roger B	0	0	91	0	0	0	0	0	0	0	0	0
Underwood, Gerald L	0	0	91	0	0	0	0	0	0	0	0	0
Vanscoy Jr., William James	0	0	45	40	0	0	0	0	0	0	0	0
Walker, Gordon Scott	0	0	91	0	0	0	0	0	0	0	6	0
Walton, Kerry Gene	0	0	37	24	27	0	0	0	0	0	0	0
Woody Jr, Rex	5	0	65	21	0	0	0	0	0	0	2	0
Woody, Rex R.	0	0	91	0	0	0	0	0	0	0	0	0
Woolard, Jeffrey Scott	0	0	91	0	0	0	0	0	0	0	0	0
Young, Richard D	13	0	78	0	0	0	0	0	0	0	0	0
PT Allen, Howard W	0	0	0	0	0	0	0	0	0	0	0	0
Birds, Peter McNeely	TERM	0	5	77	0	0	9	0	0	0	0	0
Brown, Randy	TERM	0	91	0	0	0	0	0	0	0	0	0
PT Edwards, Conly J	0	0	0	0	0	0	0	0	0	0	0	0
Elmore II, Dickie Lee	TERM	0	91	0	0	0	0	0	0	0	0	0
Farmer, Bartlett Ted	TERM	0	91	0	0	0	0	0	0	0	0	0
Ford, Kelly Steven	TERM	0	91	0	0	0	0	0	0	0	0	0
Gatewood, George Richard	TERM	0	91	0	0	0	0	0	0	0	0	0
Graham, Joshua J.	TERM	0	91	0	0	0	0	0	0	0	0	0
Grogin, Stuart A	TERM	0	91	0	0	0	0	0	0	0	0	0
Gurley, Cooper Van	TERM	0	91	0	0	0	0	0	0	0	0	0
PT Hall, Richard Leroy	0	0	0	0	0	0	0	0	0	0	0	0
Henry, Scott A	TERM	0	0	0	0	0	0	0	0	0	0	0
Hough II, Arthur Lee	TERM	0	5	77	0	0	9	0	0	0	0	0
PT Murphy, Phillip K	0	0	0	91	0	0	0	0	0	0	0	0
Salter, Gregory M	TERM	0	0	0	0	0	0	0	0	0	0	0
Tesch, Jim R	TERM	0	91	0	0	0	0	0	0	0	0	0
Armstrong, Mary Frances	0	1	27	0	2	2	0	3	0	1	0	4
Daniel, Carl	0	1	27	0	2	2	0	3	0	1	0	4
Gannon, Jubilia B	0	1	27	0	2	2	0	3	0	1	0	4
Stanis, Veronica Marie	0	1	27	0	2	2	0	3	0	1	0	4
OTHER	0	0	0	0	0	0	0	0	0	1	0	4
Total North Carolina	34	9	5,487	1,212	207	310	47	545	3	92	61	37

WATER SERVICE CORPORATION
 SK 50 - Operator Salary
 Distribution of Direct
 Salaries and Benefits
 Period Ended 03/31/07

Employee	Total	Mgmt to SE Region	41-0212 Colchester	42-0205 Greenridge Utilities	41-0210 Provinces	44-0215 Maryland Wtr Serv	47-0225 Mass- anutten	52-0250 UI of Penn	51-0251 Westgate	53-0255 Penn Estates
KENTUCKY										
Bolt, Gregory C	91	0	0	0	0	0	0	0	0	0
Fields, Woodrow A	91	0	0	0	0	0	0	0	0	0
Heck, Travis Nathaniel	91	0	0	0	0	0	0	0	0	0
Johnson, Harvey Harlan	91	0	0	0	0	0	0	0	0	0
Leonard, James Ronald	91	0	0	0	0	0	0	0	0	0
Mills, Wendell Gary	91	0	0	0	0	0	0	0	0	0
Onkst, James H	91	0	0	0	0	0	0	0	0	0
Partin, Michael W	91	0	0	0	0	0	0	0	0	0
Pickard, Michael Anthony	91	0	0	0	0	0	0	0	0	0
Russell, R. Dale	91	0	0	0	0	0	0	0	0	0
Turner, John R	91	0	0	0	0	0	0	0	0	0
OTHER	0	0	0	0	0	0	0	0	0	0
Total Kentucky	1,001	0	0	0	0	0	0	0	0	0
New Jersey										
See Pennsylvania	0	0	0	0	0	0	0	0	0	0
OTHER	0	0	0	0	0	0	0	0	0	0
Total New Jersey	0	0	0	0	0	0	0	0	0	0
Virginia										
Berry, Jeremy Aaron	91	0	0	0	0	0	91	0	0	0
Hough, Larry Paul	91	0	0	0	0	0	91	0	0	0
Mitchell Jr., Dennis Allen	91	0	0	0	0	0	91	0	0	0
Puffenbarger Jr., James B	91	0	0	0	0	0	91	0	0	0
Sampson, Keith Franklin	91	0	0	0	0	0	91	0	0	0
Sharp, Tony Linden	91	0	1	5	10	7	24	14	5	17
Smiley, Donald Eugene	91	0	0	0	0	0	91	0	0	0
Whorley, Davie Mark	91	0	0	0	0	0	91	0	0	0
Sorrell, Craig B	91	0	91	0	0	0	0	0	0	0
OTHER	0	0	0	0	0	0	0	0	0	0
Total Virginia	819	0	92	5	10	7	661	14	5	17
Pennsylvania										
Brost, Peter A.	91	0	0	0	0	0	0	0	21	70
Bruce, Glenn Robert	91	0	0	0	0	0	0	91	0	0
Lewis Jr., Richard A	91	0	0	0	0	0	0	0	0	67
Madison Jr, Charles P	91	0	0	0	0	0	0	31	11	36
Travaglino, Timothy J.	91	0	0	0	0	0	0	91	0	0
Umphrey, Daniel Lewis	91	0	0	0	0	0	0	0	21	70
Vanwhy, Kenneth J	91	0	0	0	0	0	0	0	0	67
Clowney, David Lee	PT	0	0	0	0	0	0	0	0	6
OTHER	0	0	0	0	0	0	0	0	0	0
Total Pennsylvania	637	0	0	0	0	0	0	213	53	310
	11,557	120	373	123	197	206	716	260	71	365

WATER SERVICE CORPORATION
 SS 50 - Operator Salary
 Distribution of Direct
 Salaries and Benefits
 Period Ended 03/31/07

Employee	56-0830 Elk River	57-0270 Montague	80-0500 CWS Inc. of NC	83-0800 CWS Systems	86-0900 Carolina Trace	87-0305 Transylv	92-0651 Tenn. Wtr. Serv.	120-0920 Nerch Topsail	121-0925 Carolina Pines	122-0922 Bradfield Farms	123-0923 Nero	160-0160 Wtr Serv Co of KY
KENTUCKY												
Bolt, Gregory C	0	0	0	0	0	0	0	0	0	0	0	91
Fields, Woodrow A	0	0	0	0	0	0	0	0	0	0	0	91
Heck, Travis Nathaniel	0	0	0	0	0	0	0	0	0	0	0	91
Johnson, Harvey Marlan	0	0	0	0	0	0	0	0	0	0	0	91
Leonard, James Ronald	0	0	0	0	0	0	0	0	0	0	0	91
Hills, Wendell Gary	0	0	0	0	0	0	0	0	0	0	0	91
Onkst, James H	0	0	0	0	0	0	0	0	0	0	0	91
Partin, Michael W	0	0	0	0	0	0	0	0	0	0	0	91
Pickard, Michael Anthony	0	0	0	0	0	0	0	0	0	0	0	91
Russell, R, Daie	0	0	0	0	0	0	0	0	0	0	0	91
Turner, John R	0	0	0	0	0	0	0	0	0	0	0	91
OTHER	0	0	0	0	0	0	0	0	0	0	0	0
Total Kentucky	0	0	0	0	0	0	0	0	0	0	0	1,001
New Jersey												
See Pennsylvania	0	0	0	0	0	0	0	0	0	0	0	0
OTHER	0	0	0	0	0	0	0	0	0	0	0	0
Total New Jersey	0	0	0	0	0	0	0	0	0	0	0	0
Virginia												
Berry, Jeremy Aaron	0	0	0	0	0	0	0	0	0	0	0	0
Hough, Larry Paul	0	0	0	0	0	0	0	0	0	0	0	0
Mitchell Jr., Dennis Allen	0	0	0	0	0	0	0	0	0	0	0	0
Puffenbarger Jr., James B	0	0	0	0	0	0	0	0	0	0	0	0
Sampson, Keith Franklin	0	0	0	0	0	0	0	0	0	0	0	0
Sharp, Tony Linden	0	6	0	0	0	0	0	0	0	0	0	0
Smiley, Donald Eugene	0	0	0	0	0	0	0	0	0	0	0	0
Whorley, Davie Mark	0	0	0	0	0	0	0	0	0	0	0	0
Sorrell, Craig B	0	0	0	0	0	0	0	0	0	0	0	0
OTHER	0	0	0	0	0	0	0	0	0	0	0	0
Total Virginia	0	6	0	0	0	0	0	0	0	0	0	0
Pennsylvania												
Brost, Peter A.	0	0	0	0	0	0	0	0	0	0	0	0
Bruce, Glenn Robert	0	0	0	0	0	0	0	0	0	0	0	0
Lewis Jr., Richard A	0	24	0	0	0	0	0	0	0	0	0	0
Madison Jr, Charles P	0	13	0	0	0	0	0	0	0	0	0	0
Travaglini, Timothy J.	0	0	0	0	0	0	0	0	0	0	0	0
Umphrey, Daniel Lewis	0	0	0	0	0	0	0	0	0	0	0	0
Vanwhy, Kenneth J	0	24	0	0	0	0	0	0	0	0	0	0
PT Clowney, David Lee	0	0	0	0	0	0	0	0	0	0	0	0
OTHER	0	0	0	0	0	0	0	0	0	0	0	0
Total Pennsylvania	0	61	0	0	0	0	0	0	0	0	0	0
	34	82	5,487	1,212	207	110	47	545	3	92	61	1,038

WATER SERVICE CORPORATION
 SE 50 - Operator Salary
 Distribution of Direct
 Salaries and Benefits
 Period Ended 03/31/07

Employee	Total	05-0010 Apple Canyon	06-0014 Camelot	07-0018 Charmar	08-0022 Cherry Hill	09-0026 Clarendon Hills	11-0034 County Line	12-0038 Del Mar	13-0042 Person Creek	14-0046 Galena Territory	15-0050 Killerney	16-0054 Lake Holiday	17-0058 Lake Wildwood	18-0066 Northern Hills
CUSTOMER EQUIVALENTS		1,341	322	53	258	363	118	37	568	2,585	352	1,920	708	265
Illinois														
Bishop Jr, Robert Dean T	1,313												708	
Brant, Tim J	3,926	1,341								2,585				
Cloud, Dennis S	3,431		322		258	363			568			1,920		
Conard, William C	1,456													265
Grosvenor, Loren G.	4,206			53			118	37			352			
Kuhfuss, Mark W	4,206			53			118	37			352			
Lecroy, Gregg Rich	4,206			53			118	37			352			
Menard, Mark C	6,016		322		258	363			568	2,585		1,920		
Miller Jr, Michael A	9,588	1,341		53			118	37		2,585	352			265
Schoenhard, Jon H	1,341	1,341												
Schulte, Jeffrey C	3,431		322		258	363			568			1,920		
Steele, Frank Wayne	3,431		322		258	363			568			1,920		
Tapella, Thomas Anthony	20,777	1,341	322	53	258	363	118	37	568	2,585	352	1,920	708	265
Wilson, Sean P	3,452						118	37			352			
PT Brant, Nathan Andrew	1,716	1,341	322	53										
Leffelman, Louis R	20,455	1,341		53	258	363	118	37	568	2,585	352	1,920	708	265
Lohse, Hannah Elizabeth	4,153						118	37			352			
Marotta, Tecia Lynn	20,777	1,341	322	53	258	363	118	37	568	2,585	352	1,920	708	265
Burris, Paul D	20,777	1,341	322	53	258	363	118	37	568	2,585	352	1,920	708	265
Goldsmith, Lawrence Dale	20,777	1,341	322	53	258	363	118	37	568	2,585	352	1,920	708	265
Wentz, Wendy S	20,777	1,341	322	53	258	363	118	37	568	2,585	352	1,920	708	265
OTHER	2,340													
Indiana														
Alexander, Charles Lee	6,445													
Fox, Anthony R	5,872													
Hein, Mark Wayne	5,872													
Luna, William T	5,872													
Montgomery, Christopher K	6,445													
Schroeder, Raymond J	5,872													
Wright III, James R	5,872													
Kamaski, Mark Anton	5,872													
OTHER	4,650													

WATER SERVICE CORPORATION
 SE 50 - Operator Salary
 Distribution of Direct
 Salaries and Benefits
 Period Ended 03/31/07

Employee	20-0070 Lake Marian	21-0078 Wildwood Wtr	22-0082 Valentine	23-0086 Walk Up Woods	24-0090 Whispering Hills	25-0025 Holiday Hills	26-0096 Medina	27-0027 West Lake	28-0098 Cedar Bluff	29-0048 Harbor Ridge	30-0049 Great Northern	50-0245 Holiday Service	60-0280 Twin Lakes	150-0150 Wtr Serv Co IN	151-0151 IN Wtr Serv	
CUSTOMER EQUIVALENTS	292	195	70	220	2,340	243	473	634	132	481	362	573	4,650	300	922	
Illinois																
Sishop Jr, Robert Dean							473		132							
Brant, Tim J																
Cloud, Dennis S																
Conard, William C		195						634			362					
Grosvenor, Loren G.	292		70	220	2,340	243				481						
Kuhfuss, Mark W	292		70	220	2,340	243				481						
Lecroy, Gregg Rich	292		70	220	2,340	243				481						
Menard, Mark C																
Miller Jr, Michael A	292	195	70	220	2,340	243		634		481	362					
Schoenhard, Jon H																
Schulte, Jeffrey C																
Steele, Frank Wayne																
Tapella, Thomas Anthony	292	195	70	220	2,340	243	473	634	132	481	362	573	4,650	300	922	
Wilson, Sean P	292		70		2,340	243										
PT Brant, Nathan Andrew																
Leffelman, Louis R	292	195	70	220	2,340	243	473	634	132	481	362	573	4,650	300	922	
Lohse, Hannah Elizabeth	292		70	220	2,340	243				481						
Marotta, Tecia Lynn	292	195	70	220	2,340	243	473	634	132	481	362	573	4,650	300	922	
Burris, Paul D	292	195	70	220	2,340	243	473	634	132	481	362	573	4,650	300	922	
Goldsmith, Lawrence Dale	292	195	70	220	2,340	243	473	634	132	481	362	573	4,650	300	922	
Wentz, Wendy S	292	195	70	220	2,340	243	473	634	132	481	362	573	4,650	300	922	
OTHER					2,340											
Indiana																
Alexander, Charles Lee												573	4,650	300	922	
Fox, Anthony R													4,650	300	922	
Hein, Mark Wayne													4,650	300	922	
Luna, William T													4,650	300	922	
Montgomery, Christopher K												573	4,650	300	922	
Schroeder, Raymond J													4,650	300	922	
Wright III, James R													4,650	300	922	
Kamaski, Mark Anton													4,650	300	922	
OTHER													4,650			

WATER SERVICE CORPORATION
 SE 50 - Operator Salary
 Distribution of Direct
 Salaries and Benefits
 Period Ended 03/31/07

Employee	Total	05-0010	06-0014	07-0018	08-0022	09-0026	11-0034	12-0038	13-0042	14-0046	15-0050	16-0054	17-0058	18-0066
		Apple Canyon	Camelot	Charmar	Cherry Hill	Clarendon Hills	County Line	Del Mar	Person Creek	Galena Territory	Killarney	Lake Holiday	Lake Wildwood	Northern Hills
Illinois														
Bishop Jr, Robert Dean	T 10,627	0	0	0	0	0	0	0	0	0	0	0	5,730	0
Brant, Tim J	# 10,625	3,629	0	0	0	0	0	0	0	6,996	0	0	0	0
Cloud, Dennis S	# 9,755	0	916	0	734	1,032	0	0	1,615	0	0	5,459	0	0
Conard, William C	# 9,928	0	0	0	0	0	0	0	0	0	0	0	0	1,807
Grosvenor, Loren G.	# 7,365	0	0	93	0	0	207	65	0	0	616	0	0	0
Kuhfuss, Mark W	# 9,669	0	0	122	0	0	271	85	0	0	809	0	0	0
Lecroy, Gregg Rich	# 616	0	0	8	0	0	17	5	0	0	52	0	0	0
Menard, Mark C	# 8,712	0	466	0	374	526	0	0	823	3,743	0	2,780	0	0
Miller Jr, Michael A	# 13,470	1,884	0	74	0	0	166	52	0	3,632	495	0	0	372
Schoenhard, Jon H	# 8,046	8,046	0	0	0	0	0	0	0	0	0	0	0	0
Schulte, Jeffrey C	# 8,470	0	795	0	637	896	0	0	1,402	0	0	4,740	0	0
Steele, Frank Wayne	# 7,231	0	679	0	544	765	0	0	1,197	0	0	4,046	0	0
Tapells, Thomas Anthony	# 4,879	315	76	12	61	85	28	9	133	607	83	451	166	62
Wilson, Sean P	# 7,920	0	0	0	0	0	271	85	0	0	808	0	0	0
PT Brant, Nathan Andrew	# 1,645	1,286	309	51	0	0	0	0	0	0	0	0	0	0
Leffelman, Louis R	# 12,380	812	0	32	156	220	71	22	344	1,565	213	1,262	429	160
Lohse, Hannah Elizabeth	# 6,139	0	0	0	0	0	174	55	0	0	520	0	0	0
Marotta, Tecia Lynn	4,276	276	66	11	53	75	24	8	117	532	72	395	146	55
Burris, Paul D	16,732	1,080	259	43	208	292	95	30	457	2,082	283	1,546	570	213
Goldsmith, Lawrence Dale	8,250	532	128	21	102	144	47	15	226	1,026	140	762	281	105
Wentz, Wendy S	7,247	468	112	18	90	127	41	13	198	902	123	670	247	92
OTHER	# 2,760	0	0	0	0	0	0	0	0	0	0	0	0	0
Sub-Total Illinois	176,743	18,328	3,806	485	2,959	4,162	1,412	444	6,512	21,085	4,214	22,011	7,569	2,866
Direct Assignment of time	55,251	988	3,040	836	1,824	1,026	570	570	9,348	6,536	2,774	2,166	1,102	1,672
Total Illinois	231,994	19,316	6,846	1,321	4,783	5,188	1,982	1,014	15,860	27,621	6,988	24,177	8,671	4,538
Ohio														
No Employees	0													
OTHER	0													
Total Ohio	0	0	0	0	0	0	0	0	0	0	0	0	0	0
Indiana														
Alexander, Charles Lee	0 12,058	0	0	0	0	0	0	0	0	0	0	0	0	0
Fox, Anthony R	0 11,520	0	0	0	0	0	0	0	0	0	0	0	0	0
Hein, Mark Wayne	0 10,994	0	0	0	0	0	0	0	0	0	0	0	0	0
Luna, William T	0 6,276	0	0	0	0	0	0	0	0	0	0	0	0	0
Montgomery, Christopher K	0 18,590	0	0	0	0	0	0	0	0	0	0	0	0	0
Schroeder, Raymond J	0 8,833	0	0	0	0	0	0	0	0	0	0	0	0	0
Wright III, James R	0 10,258	0	0	0	0	0	0	0	0	0	0	0	0	0
Kamaski, Mark Anton	0 8,185	0	0	0	0	0	0	0	0	0	0	0	0	0
OTHER	0 2,622	0	0	0	0	0	0	0	0	0	0	0	0	0
Total Indiana	89,334	0	0	0	0	0	0	0	0	0	0	0	0	0

WATER SERVICE CORPORATION
 SE 50 - Operator Salary
 Distribution of Direct
 Salaries and Benefits
 Period Ended 03/31/07

Employee	20-0070 Lake Marion	21-0078 Wildwood Wtr	22-0082 Valentine	23-0086 Walk Up Woods	24-0090 Whispering Hills	25-0025 Holiday Hills	26-0096 Medina	27-0027 West Lake	28-0098 Cedar Bluff	29-0048 Harbor Ridge	30-0049 Great Northern	50-0245 Holiday Service	60-0280 Twin Lakes	150-0150 Wtr Serv Co IN	151-0151 IN Wtr Serv
Illinois															
Bishop Jr, Robert Dean	0	0	0	0	0	0	1,828	0	1,068	0	0	0	0	0	0
Brant, Tim J	0	0	0	0	0	0	0	0	0	0	0	0	0	0	0
Cloud, Dennis S	0	0	0	0	0	0	0	0	0	0	0	0	0	0	0
Conard, William C	0	1,330	0	0	0	0	0	4,323	0	0	2,468	0	0	0	0
Grosvenor, Loren G.	511	0	123	385	4,098	426	0	0	0	842	0	0	0	0	0
Kuhfuss, Mark W	671	0	161	506	5,380	559	0	0	0	1,106	0	0	0	0	0
Lecroy, Gregg Rich	43	0	10	32	343	36	0	0	0	70	0	0	0	0	0
Manard, Mark C	0	0	0	0	0	0	0	0	0	0	0	0	0	0	0
Miller Jr, Michael A	410	274	98	309	3,287	341	0	891	0	676	509	0	0	0	0
Schoenhard, Jon H	0	0	0	0	0	0	0	0	0	0	0	0	0	0	0
Schulte, Jeffrey C	0	0	0	0	0	0	0	0	0	0	0	0	0	0	0
Steele, Frank Wayne	0	0	0	0	0	0	0	0	0	0	0	0	0	0	0
Tapella, Thomas Anthony	69	46	16	52	550	57	111	149	31	113	85	135	1,092	70	217
Wilson, Sean P	670	0	161	0	5,368	557	0	0	0	0	0	0	0	0	0
PT Brant, Nathan Andrew	0	0	0	0	0	0	0	0	0	0	0	0	0	0	0
Leffelman, Louis R	177	118	42	133	1,416	147	286	384	80	291	219	347	2,814	182	558
Lohse, Hannah Elizabeth	432	0	103	325	3,459	359	0	0	0	711	0	0	0	0	0
Narotta, Tecia Lynn	60	40	14	45	482	50	97	130	27	99	75	118	957	62	190
Burris, Paul D	235	157	56	177	1,884	196	381	511	106	387	292	461	3,745	242	742
Goldsmith, Lawrence Dale	116	77	28	87	929	96	188	252	52	191	144	228	1,846	119	366
Wentz, Wendy S	102	68	24	77	816	85	165	221	46	168	126	200	1,622	105	322
OTHER	0	0	0	0	2,760	0	0	0	0	0	0	0	0	0	0
Sub-Total Illinois	3,496	2,110	836	2,128	30,772	2,909	5,056	6,861	1,410	4,654	3,918	1,489	12,076	780	2,395
Direct Assignment of time	1,925	152	0	2,166	6,460	1,444	2,584	1,064	304	1,862	4,838				
Total Illinois	5,421	2,262	836	4,294	37,232	4,353	7,640	7,925	1,714	6,516	8,756	1,489	12,076	780	2,395
Ohio															
No Employees															
OTHER															
Total Ohio	0	0	0	0	0	0	0	0	0	0	0	0	0	0	0
Indiana															
Alexander, Charles Lee	0	0	0	0	0	0	0	0	0	0	0	1,072	8,700	561	1,725
Fox, Anthony R	0	0	0	0	0	0	0	0	0	0	0	0	9,123	589	1,809
Hein, Mark Wayne	0	0	0	0	0	0	0	0	0	0	0	0	8,706	562	1,726
Luna, William T	0	0	0	0	0	0	0	0	0	0	0	0	4,970	321	985
Montgomery, Christopher K	0	0	0	0	0	0	0	0	0	0	0	1,653	13,413	865	2,659
Schroeder, Raymond J	0	0	0	0	0	0	0	0	0	0	0	0	6,994	451	1,387
Wright III, James R	0	0	0	0	0	0	0	0	0	0	0	0	8,123	524	1,611
Kamaski, Mark Anton	0	0	0	0	0	0	0	0	0	0	0	0	6,481	418	1,285
OTHER	0	0	0	0	0	0	0	0	0	0	0	0	2,622	0	0
Total Indiana	0	0	0	0	0	0	0	0	0	0	0	2,725	69,132	4,291	13,187

WATER SERVICE CORPORATION
 SE 50 - Operator Salary
 Distribution of Direct
 Salaries and Benefits
 Period Ended 03/31/07

Employee	Total	05-0010 Apple Canyon	06-0014 Camelot	07-0018 Charmar	08-0022 Cherry Hill	09-0026 Clarendon Hills	11-0034 County Line	12-0038 Del Mar	13-0042 Ferson Creek	14-0046 Galena Territory	15-0050 Killarney	16-0054 Lake Holiday	17-0058 Lake Wildwood	18-0066 Northern Hills
FLCA														
Illinois														
Bishop Jr, Robert Dean	T 1,067	0	0	0	0	0	0	0	0	0	0	0	575	0
Brant, Tim J	# 1,067	364	0	0	0	0	0	0	0	703	0	0	0	0
Cloud, Dennis S	# 980	0	92	0	74	104	0	0	162	0	0	548	0	0
Conard, William C	# 997	0	0	0	0	0	0	0	0	0	0	0	0	181
Grosvenor, Loren G.	# 740	0	0	9	0	0	21	7	0	0	62	0	0	0
Kuhfuss, Mark W	# 971	0	0	12	0	0	27	9	0	0	81	0	0	0
Lecroy, Gregg Rich	# 62	0	0	1	0	0	2	1	0	0	5	0	0	0
Menard, Mark C	# 875	0	47	0	38	53	0	0	83	376	0	279	0	0
Miller Jr, Michael A	# 1,353	189	0	7	0	0	17	5	0	0	50	0	0	37
Schoenhard, Jon H	# 808	808	0	0	0	0	0	0	0	0	0	0	0	0
Schulte, Jeffrey C	# 851	0	80	0	64	90	0	0	141	0	0	476	0	0
Steele, Frank Wayne	# 726	0	68	0	55	77	0	0	120	0	0	406	0	0
Tapella, Thomas Anthony	# 490	32	8	1	6	9	3	1	13	61	8	45	17	6
Wilson, Sean P	# 795	0	0	0	0	0	27	9	0	0	81	0	0	0
PT Brant, Nathan Andrew	# 126	98	24	4	0	0	0	0	0	0	0	0	0	0
Leffelman, Louis R	# 1,243	81	0	3	16	22	7	2	35	157	21	117	43	16
Lohse, Hannah Elizabeth	# 616	0	0	0	0	0	18	5	0	0	52	0	0	0
Harotta, Tecia Lynn	# 327	21	5	1	4	6	2	1	9	41	6	30	11	4
Burris, Paul D	# 1,280	83	20	3	16	22	7	2	35	159	22	118	44	16
Goldsmith, Lawrence Dale	# 631	41	10	2	8	11	4	1	17	79	11	58	22	8
Wentz, Wendy S	# 554	36	9	1	7	10	3	1	15	69	9	51	19	7
OTHER	# 325	0	0	0	0	0	0	0	0	0	0	0	0	0
Total Illinois	<u>16,884</u>	<u>1,753</u>	<u>363</u>	<u>44</u>	<u>288</u>	<u>404</u>	<u>138</u>	<u>44</u>	<u>610</u>	<u>2,010</u>	<u>408</u>	<u>2,128</u>	<u>731</u>	<u>275</u>
Ohio														
No Employees	0													
OTHER	0													
Total Ohio	<u>0</u>	<u>0</u>	<u>0</u>	<u>0</u>	<u>0</u>	<u>0</u>	<u>0</u>	<u>0</u>	<u>0</u>	<u>0</u>	<u>0</u>	<u>0</u>	<u>0</u>	<u>0</u>
Indiana														
Alexander, Charles Lee	# 922	0	0	0	0	0	0	0	0	0	0	0	0	0
Fox, Anthony R	# 881	0	0	0	0	0	0	0	0	0	0	0	0	0
Hein, Mark Wayne	# 841	0	0	0	0	0	0	0	0	0	0	0	0	0
Luna, William T	# 480	0	0	0	0	0	0	0	0	0	0	0	0	0
Montgomery, Christopher K	# 1,422	0	0	0	0	0	0	0	0	0	0	0	0	0
Schroeder, Raymond J	# 676	0	0	0	0	0	0	0	0	0	0	0	0	0
Wright III, James R	# 785	0	0	0	0	0	0	0	0	0	0	0	0	0
Kamaski, Mark Anton	# 626	0	0	0	0	0	0	0	0	0	0	0	0	0
OTHER	# (48)	0	0	0	0	0	0	0	0	0	0	0	0	0
Total Indiana	<u>6,585</u>	<u>0</u>	<u>0</u>	<u>0</u>	<u>0</u>	<u>0</u>	<u>0</u>	<u>0</u>	<u>0</u>	<u>0</u>	<u>0</u>	<u>0</u>	<u>0</u>	<u>0</u>

WATER SERVICE CORPORATION
 BE 50 - Operator Salary
 Distribution of Direct
 Salaries and Benefits
 Period Ended 03/31/07

Employee	20-0070 Lake Marian	21-0078 Wildwood Wtr	22-0082 Valentine	23-0086 Walk Up Woods	24-0090 Whispering Hills	25-0025 Holiday Hills	26-0096 Medina	27-0027 West Lake	28-0098 Cedar Bluff	29-0048 Harbor Ridge	30-0049 Great Northern	50-0245 Holiday Service	60-0280 Twin Lakes	150-0150 Wtr Serv Co IN	151-0151 IN Wtr Serv
EXCA															
Illinois															
Bishop Jr, Robert Dean	0	0	0	0	0	0	384	0	107	0	0	0	0	0	0
Brant, Tim J	0	0	0	0	0	0	0	0	0	0	0	0	0	0	0
Cloud, Dennis S	0	0	0	0	0	0	0	0	0	0	0	0	0	0	0
Conard, William C	0	134	0	0	0	0	0	434	0	0	248	0	0	0	0
Grosvenor, Loren G.	51	0	12	39	412	43	0	0	0	85	0	0	0	0	0
Kuhfuss, Mark W	67	0	16	51	540	56	0	0	0	111	0	0	0	0	0
Lecroy, Gregg Rich	4	0	1	3	34	4	0	0	0	7	0	0	0	0	0
Menard, Mark C	0	0	0	0	0	0	0	0	0	0	0	0	0	0	0
Miller Jr, Michael A	41	28	10	31	330	34	0	89	0	68	51	0	0	0	0
Schoenhard, Jon H	0	0	0	0	0	0	0	0	0	0	0	0	0	0	0
Schulte, Jeffrey C	0	0	0	0	0	0	0	0	0	0	0	0	0	0	0
Steele, Frank Wayne	0	0	0	0	0	0	0	0	0	0	0	0	0	0	0
Tspella, Thomas Anthony	7	5	2	5	55	6	11	15	3	11	9	14	110	7	22
Wilson, Sean P	57	0	16	0	539	56	0	0	0	0	0	0	0	0	0
PT Brant, Nathan Andrew	0	0	0	0	0	0	0	0	0	0	0	0	0	0	0
Leffelman, Louis R	18	12	4	13	142	15	29	39	8	29	22	35	283	18	56
Lohse, Hannah Elisabeth	43	0	10	33	347	36	0	0	0	71	0	0	0	0	0
Marotta, Tecia Lynn	5	3	1	3	37	4	7	10	2	8	6	9	73	5	15
Burris, Paul D	18	12	4	14	144	15	29	39	8	30	22	35	286	18	57
Goldsmith, Lawrence Dale	9	6	2	7	71	7	14	19	4	15	11	17	141	9	28
Hentz, Wendy S	8	5	2	6	62	6	13	17	4	13	10	15	124	8	25
OTHER	0	0	0	0	325	0	0	0	0	0	0	0	0	0	0
Total Illinois	338	205	80	205	3,038	282	487	662	136	448	379	125	1,017	65	203
Ohio															
No Employees															
OTHER															
Total Ohio	0	0	0	0	0	0	0	0	0	0	0	0	0	0	0
Indiana															
Alexander, Charles Lee	0	0	0	0	0	0	0	0	0	0	0	82	665	43	132
Fox, Anthony R	0	0	0	0	0	0	0	0	0	0	0	0	698	45	138
Hein, Mark Wayne	0	0	0	0	0	0	0	0	0	0	0	0	666	43	132
Luna, William T	0	0	0	0	0	0	0	0	0	0	0	0	380	25	75
Montgomery, Christopher K	0	0	0	0	0	0	0	0	0	0	0	126	1,026	66	203
Schroeder, Raymond J	0	0	0	0	0	0	0	0	0	0	0	0	535	35	106
Wright III, James R	0	0	0	0	0	0	0	0	0	0	0	0	622	40	123
Kamaski, Mark Anton	0	0	0	0	0	0	0	0	0	0	0	0	496	32	98
OTHER	0	0	0	0	0	0	0	0	0	0	0	0	(48)	0	0
Total Indiana	0	0	0	0	0	0	0	0	0	0	0	208	5,040	329	1,007

WATER SERVICE CORPORATION
 SE 50 - Operator Salary
 Distribution of Direct
 Salaries and Benefits
 Period Ended 03/31/07

Employee	Total	05-0010 Apple Canyon	06-0014 Camelot	07-0018 Charmar	08-0022 Cherry Mill	09-0026 Clarendon Hills	11-0034 County Line	12-0038 Del Mar	13-0042 Person Creek	14-0046 Galena Territory	15-0050 Killarney	16-0054 Lake Holiday	17-0058 Lake Wildwood	18-0066 Northern Hills
EVVA														
Illinois														
Bishop Jr, Robert Dean	T 56	0	0	0	0	0	0	0	0	0	0	0	30	0
Brant, Tim J	# 56	19	0	0	0	0	0	0	0	37	0	0	0	0
Cloud, Dennis S	# 56	0	5	0	4	6	0	0	9	0	0	31	0	0
Conard, William C	# 56	0	0	0	0	0	0	0	0	0	0	0	0	10
Grosvenor, Loren G.	# 56	0	0	1	0	0	2	0	0	0	5	0	0	0
Kuhfuss, Mark W	# 56	0	0	1	0	0	2	0	0	0	5	0	0	0
Lecroy, Gregg Rich	# 6	0	0	0	0	0	0	0	0	0	1	0	0	0
Menard, Mark C	# 56	0	3	0	2	3	0	0	5	24	0	18	0	0
Miller Jr, Michael A	# 56	8	0	0	0	0	1	0	0	15	2	0	0	2
Schoenhard, Jon H	# 56	56	0	0	0	0	0	0	0	0	0	0	0	0
Schulte, Jeffrey C	# 56	0	5	0	4	6	0	0	9	0	0	31	0	0
Steele, Frank Wayne	# 56	0	5	0	4	6	0	0	9	0	0	31	0	0
Tapella, Thomas Anthony	# 51	3	1	0	1	1	0	1	6	1	1	5	2	1
Wilson, Sean P	# 56	0	0	0	0	0	2	1	0	0	6	0	0	0
PT Brant, Nathan Andrew	# 13	10	2	0	0	0	0	0	0	0	0	0	0	0
Leffelman, Louis R	# 56	4	0	0	1	1	0	0	2	7	1	5	2	1
Lohse, Hannah Elizabeth	# 56	0	0	0	0	0	2	0	0	0	5	0	0	0
Marotta, Tecia Lynn	# 25	2	0	0	0	0	0	1	3	0	0	2	1	0
Burris, Paul D	# 25	2	0	0	0	0	0	1	3	0	0	2	1	0
Goldsmith, Lawrence Dale	# 25	2	0	0	0	0	0	1	3	0	0	2	1	0
Wentz, Wendy S	# 25	2	0	0	0	0	0	1	3	0	0	2	1	0
OTHER	# 12	0	0	0	0	0	0	0	0	0	0	0	0	0
Total Illinois	<u>967</u>	<u>168</u>	<u>21</u>	<u>2</u>	<u>16</u>	<u>23</u>	<u>9</u>	<u>1</u>	<u>39</u>	<u>101</u>	<u>26</u>	<u>129</u>	<u>38</u>	<u>14</u>
Ohio														
No Employees	0													
OTHER	0													
Total Ohio	<u>0</u>	<u>0</u>	<u>0</u>	<u>0</u>	<u>0</u>	<u>0</u>	<u>0</u>	<u>0</u>	<u>0</u>	<u>0</u>	<u>0</u>	<u>0</u>	<u>0</u>	<u>0</u>
Indiana														
Alexander, Charles Lee	# 56	0	0	0	0	0	0	0	0	0	0	0	0	0
Fox, Anthony R	# 56	0	0	0	0	0	0	0	0	0	0	0	0	0
Hein, Mark Wayne	# 56	0	0	0	0	0	0	0	0	0	0	0	0	0
Luna, William T	# 50	0	0	0	0	0	0	0	0	0	0	0	0	0
Montgomery, Christopher K	# 56	0	0	0	0	0	0	0	0	0	0	0	0	0
Schroeder, Raymond J	# 56	0	0	0	0	0	0	0	0	0	0	0	0	0
Wright III, James R	# 56	0	0	0	0	0	0	0	0	0	0	0	0	0
Kamaski, Mark Anton	# 56	0	0	0	0	0	0	0	0	0	0	0	0	0
OTHER	# (21)	0	0	0	0	0	0	0	0	0	0	0	0	0
Total Indiana	<u>421</u>	<u>0</u>	<u>0</u>	<u>0</u>	<u>0</u>	<u>0</u>	<u>0</u>	<u>0</u>	<u>0</u>	<u>0</u>	<u>0</u>	<u>0</u>	<u>0</u>	<u>0</u>

WATER SERVICE CORPORATION
 SE 50 - Operator Salary
 Distribution of Direct
 Salaries and Benefits

Period Ended 03/31/07	20-0070 Lake Marian	21-0078 Wildwood Wtr	22-0082 Valentine	23-0086 Walk Up Woods	24-0090 Whispering Hills	25-0025 Holiday Hills	26-0096 Medina	27-0027 West Lake	28-0098 Cedar Bluff	29-0048 Harbor Ridge	30-0049 Great Northern	50-0245 Holiday Service	60-0280 Twin Lakes	150-0150 Wtr Serv Co IN	151-0151 IN Wtr Serv
FIWA															
Illinois															
Bishop Jr, Robert Dean	0	0	0	0	0	0	20	0	6	0	0	0	0	0	0
Brant, Tim J	0	0	0	0	0	0	0	0	0	0	0	0	0	0	0
Cloud, Dennis S	0	0	0	0	0	0	0	0	0	0	0	0	0	0	0
Conard, William C	0	8	0	0	0	0	0	24	0	0	14	0	0	0	0
Grosvenor, Loren G.	4	0	1	3	31	3	0	0	0	6	0	0	0	0	0
Kuhfuss, Mark W	4	0	1	3	31	3	0	0	0	6	0	0	0	0	0
Lecroy, Gregg Rich	0	0	0	0	4	0	0	0	0	1	0	0	0	0	0
Menard, Mark C	0	0	0	0	0	0	0	0	0	0	0	0	0	0	0
Miller Jr, Michael A	2	1	0	1	14	1	0	4	0	3	2	0	0	0	0
Schoenhard, Jon H	0	0	0	0	0	0	0	0	0	0	0	0	0	0	0
Schulte, Jeffrey C	0	3	0	0	0	0	0	0	0	0	0	0	0	0	0
Steele, Frank Wayne	0	0	0	0	0	0	0	0	0	0	0	0	0	0	0
Tapella, Thomas Anthony	1	0	0	1	6	1	1	2	0	1	1	1	11	1	2
Wilson, Sean P	5	0	1	0	38	4	0	0	0	0	0	0	0	0	0
PT Brant, Nathan Andrew	0	0	0	0	0	0	0	0	0	0	0	0	0	0	0
Leffelman, Louis R	1	1	0	1	6	1	1	2	0	1	1	2	13	1	3
Lohse, Hannah Elizabeth	4	0	1	3	32	3	0	0	0	6	0	0	0	0	0
Marotta, Tecla Lynn	0	0	0	0	3	0	1	1	0	1	0	1	6	0	1
Burris, Paul D	0	0	0	0	3	0	1	1	0	1	0	1	6	0	1
Goldsmith, Lawrence Dale	0	0	0	0	3	0	1	1	0	1	0	1	6	0	1
Hents, Wendy S	0	0	0	0	3	0	1	1	0	1	0	1	6	0	1
OTHER	0	0	0	0	12	0	0	0	0	0	0	0	0	0	0
Total Illinois	21	10	4	12	186	16	26	36	6	28	18	7	48	2	9
Ohio															
No Employees															
OTHER															
Total Ohio	0	0	0	0	0	0	0	0	0	0	0	0	0	0	0
Indiana															
Alexander, Charles Lee	0	0	0	0	0	0	0	0	0	0	0	5	40	3	8
Fox, Anthony R	0	0	0	0	0	0	0	0	0	0	0	0	44	3	9
Hein, Mark Wayne	0	0	0	0	0	0	0	0	0	0	0	0	44	3	9
Luna, William T	0	0	0	0	0	0	0	0	0	0	0	0	40	3	8
Montgomery, Christopher K	0	0	0	0	0	0	0	0	0	0	0	5	40	3	8
Schroeder, Raymond J	0	0	0	0	0	0	0	0	0	0	0	0	44	3	9
Wright III, James R	0	0	0	0	0	0	0	0	0	0	0	0	44	3	9
Kamaski, Mark Anton	0	0	0	0	0	0	0	0	0	0	0	0	44	3	9
OTHER	0	0	0	0	0	0	0	0	0	0	0	0	(21)	0	0
Total Indiana	0	0	0	0	0	0	0	0	0	0	0	10	319	24	69

WATER SERVICE CORPORATION
 SE 50 - Operator Salary
 Distribution of Direct
 Salaries and Benefits
 Period Ended 03/31/07

Employee	Total	05-0010 Apple Canyon	06-0014 Camelot	07-0018 Charmar	08-0022 Cherry Hill	09-0026 Clarendon Hills	11-0034 County Line	12-0038 Del Mar	13-0042 Ferson Creek	14-0046 Galena Territory	15-0050 Killarney	16-0054 Lake Holiday	17-0058 Lake Wildwood	18-0066 Northern Hills
SMVA														
Illinois														
Bishop Jr, Robert Dean	T 460	0	0	0	0	0	0	0	0	0	0	0	248	0
Brant, Tim J	# 460	157	0	0	0	0	0	0	0	303	0	0	0	0
Cloud, Dennis S	# 460	0	43	0	35	49	0	0	76	0	0	257	0	0
Conard, William C	# 460	0	0	0	0	0	0	0	0	0	0	0	0	84
Grosvenor, Loren G.	# 387	0	0	5	0	0	11	3	0	0	32	0	0	0
Kuhfuss, Mark W	# 460	0	0	6	0	0	13	4	0	0	38	0	0	0
Lecroy, Gregg Rich	# 32	0	0	0	0	0	1	0	0	0	3	0	0	0
Menard, Mark C	# 457	0	24	0	20	28	0	0	43	197	0	146	0	0
Miller Jr, Michael A	# 460	64	0	3	0	0	6	2	0	124	17	0	0	13
Schoenhard, Jon W	# 422	422	0	0	0	0	0	0	0	0	0	0	0	0
Schulte, Jeffrey C	# 445	0	42	0	33	47	0	0	74	0	0	249	0	0
Steele, Frank Wayne	# 380	0	36	0	29	40	0	0	63	0	0	212	0	0
Tapella, Thomas Anthony	# 256	17	4	1	3	4	1	0	7	32	4	24	9	3
Wilson, Sean P	# 416	0	0	0	0	0	14	4	0	0	42	0	0	0
PT Brant, Nathan Andrew	# 66	51	12	2	0	0	0	0	0	0	0	0	0	0
Leffelman, Louis R	# 460	30	0	1	6	8	3	1	13	58	8	43	16	6
Lohse, Hannah Elizabeth	# 322	0	0	0	0	0	9	3	0	0	27	0	0	0
Marotta, Tecia Lynn	# 51	3	1	0	1	1	0	0	1	6	1	5	2	1
Burris, Paul D	# 128	8	2	0	2	2	1	0	3	16	2	12	4	2
Goldsmith, Lawrence Dale	# 99	6	2	0	1	2	1	0	3	12	2	9	3	1
Wentz, Wendy S	# 87	6	1	0	1	2	0	0	2	11	1	8	3	1
OTHER	# 803	0	0	0	0	0	0	0	0	0	0	0	0	0
Total Illinois	<u>7,571</u>	<u>764</u>	<u>167</u>	<u>18</u>	<u>131</u>	<u>183</u>	<u>60</u>	<u>17</u>	<u>285</u>	<u>759</u>	<u>177</u>	<u>965</u>	<u>285</u>	<u>111</u>
Ohio														
No Employees	0													
OTHER	0													
Total Ohio	<u>0</u>	<u>0</u>	<u>0</u>	<u>0</u>	<u>0</u>	<u>0</u>	<u>0</u>	<u>0</u>	<u>0</u>	<u>0</u>	<u>0</u>	<u>0</u>	<u>0</u>	<u>0</u>
Indiana														
Alexander, Charles Lee	# 189	0	0	0	0	0	0	0	0	0	0	0	0	0
Fox, Anthony R	# 189	0	0	0	0	0	0	0	0	0	0	0	0	0
Hein, Mark Wayne	# 189	0	0	0	0	0	0	0	0	0	0	0	0	0
Luna, William T	# 169	0	0	0	0	0	0	0	0	0	0	0	0	0
Montgomery, Christopher K	# 189	0	0	0	0	0	0	0	0	0	0	0	0	0
Schroeder, Raymond J	# 189	0	0	0	0	0	0	0	0	0	0	0	0	0
Wright III, James R	# 189	0	0	0	0	0	0	0	0	0	0	0	0	0
Kamaski, Mark Anton	# 189	0	0	0	0	0	0	0	0	0	0	0	0	0
OTHER	# (120)	0	0	0	0	0	0	0	0	0	0	0	0	0
Total Indiana	<u>1,372</u>	<u>0</u>	<u>0</u>	<u>0</u>	<u>0</u>	<u>0</u>	<u>0</u>	<u>0</u>	<u>0</u>	<u>0</u>	<u>0</u>	<u>0</u>	<u>0</u>	<u>0</u>

WATER SERVICE CORPORATION
 SE 50 - Operator Salary
 Distribution of Direct
 Salaries and Benefits
 Period Ended 03/31/07

Employee	20-0070 Lake Marian	21-0078 Wildwood Wtr	22-0082 Valentine	23-0086 Walk Up Woods	24-0090 Whispering Hills	25-0025 Holiday Hills	26-0096 Medina	27-0027 West Lake	28-0098 Cedar Bluff	29-0048 Harbor Ridge	30-0049 Great Northern	50-0245 Holiday Service	60-0280 Twin Lakes	150-0150 Wtr Serv Co IN	151-0151 IN Wtr Serv
IL															
Illinois															
Bishop Jr, Robert Dean	0	0	0	0	0	0	166	0	46	0	0	0	0	0	0
Brant, Tim J	0	0	0	0	0	0	0	0	0	0	0	0	0	0	0
Cloud, Dennis S	0	0	0	0	0	0	0	0	0	0	0	0	0	0	0
Conard, William C	0	62	0	0	0	0	0	200	0	0	114	0	0	0	0
Grosvenor, Loren G.	27	0	6	20	215	22	0	0	0	44	0	0	0	0	0
Kuhfuss, Mark W	32	0	8	24	256	27	0	0	0	53	0	0	0	0	0
Lecroy, Gregg Rich	2	0	1	2	18	2	0	0	0	4	0	0	0	0	0
Menard, Mark C	0	0	0	0	0	0	0	0	0	0	0	0	0	0	0
Miller Jr, Michael A	14	9	3	11	112	12	0	30	0	23	17	0	0	0	0
Schoenhard, Jon H	0	0	0	0	0	0	0	0	0	0	0	0	0	0	0
Schulte, Jeffrey C	0	0	0	0	0	0	0	0	0	0	0	0	0	0	0
Steele, Frank Wayne	0	0	0	0	0	0	0	0	0	0	0	0	0	0	0
Tapella, Thomas Anthony	4	2	1	3	29	3	6	2	5	4	7	57	4	4	11
Wilson, Sean P	35	0	8	0	282	29	0	0	0	0	0	0	0	0	0
PT Brant, Nathan Andrew	0	0	0	0	0	0	0	0	0	0	0	0	0	0	0
Leffelman, Louis R	7	4	2	5	53	5	11	14	3	11	8	13	105	7	21
Lohse, Hannah Elizabeth	23	0	5	17	182	19	0	0	0	37	0	0	0	0	0
Marotta, Tecia Lynn	1	0	0	1	6	1	1	2	0	1	1	1	11	1	2
Burris, Paul D	2	1	0	1	14	1	3	4	1	3	2	4	29	2	6
Goldsmith, Lawrence Dale	1	1	0	1	11	1	2	3	1	2	2	3	22	1	4
Wentz, Wendy S	1	1	0	1	10	1	2	3	1	2	2	2	19	1	4
OTHER	0	0	0	0	803	0	0	0	0	0	0	0	0	0	0
Total Illinois	149	80	34	86	1,991	123	191	264	54	186	150	30	243	16	48
Ohio															
No Employees															
OTHER															
Total Ohio	0	0	0	0	0	0	0	0	0	0	0	0	0	0	0
Indiana															
Alexander, Charles Lee	0	0	0	0	0	0	0	0	0	0	0	17	136	9	27
Fox, Anthony H	0	0	0	0	0	0	0	0	0	0	0	0	150	10	30
Hein, Mark Wayne	0	0	0	0	0	0	0	0	0	0	0	0	150	10	30
Luna, William T	0	0	0	0	0	0	0	0	0	0	0	0	134	9	27
Montgomery, Christopher K	0	0	0	0	0	0	0	0	0	0	0	17	136	9	27
Schroeder, Raymond J	0	0	0	0	0	0	0	0	0	0	0	0	150	10	30
Wright III, James R	0	0	0	0	0	0	0	0	0	0	0	0	150	10	30
Kamaski, Mark Anton	0	0	0	0	0	0	0	0	0	0	0	0	150	10	30
OTHER	0	0	0	0	0	0	0	0	0	0	0	0	(120)	0	0
Total Indiana	0	0	0	0	0	0	0	0	0	0	0	34	1,036	77	231

WATER SERVICE CORPORATION
 SE 50 - Operator Salary
 Distribution of Direct
 Salaries and Benefits
 Period Ended 03/31/07

		05-0010	06-0014	07-0018	08-0022	09-0026	11-0034	12-0038	13-0042	14-0046	15-0050	16-0054	17-0058	18-0066	
		Apple	Camelot	Charmar	Cherry	Clarendon	County	Del	Person	Galena		Lake	Lake	Northern	
Employee		Canyon			Hill	Hills	Line	Mar	Creek	Territory	Killarney	Holiday	Wildwood	Hills	
Total															
PENNSYLVANIA															
Illinois															
Bishop Jr, Robert Dean	T	285	0	0	0	0	0	0	0	0	0	0	154	0	
Brant, Tim J	#	285	97	0	0	0	0	0	0	188	0	0	0	0	
Cloud, Dennis S	#	261	0	24	0	20	28	0	43	0	0	146	0	0	
Conard, William C	#	266	0	0	0	0	0	0	0	0	0	0	0	48	
Grosvenor, Loren G.	#	197	0	0	2	0	6	2	0	0	16	0	0	0	
Kuhfuss, Mark W	#	259	0	0	3	0	7	2	0	0	22	0	0	0	
Lecroy, Gregg Rich	#	16	0	0	0	0	0	0	0	0	1	0	0	0	
Menard, Mark C	#	233	0	12	0	10	14	0	22	100	0	74	0	0	
Miller Jr, Michael A	#	361	50	0	2	0	4	1	0	97	13	0	0	10	
Schoenhard, Jon H	#	215	215	0	0	0	0	0	0	0	0	0	0	0	
Schulte, Jeffrey C	#	227	0	21	0	17	24	0	38	0	0	127	0	0	
Steele, Frank Wayne	#	194	0	18	0	15	21	0	32	0	0	109	0	0	
Tapella, Thomas Anthony	#	131	8	2	0	2	2	1	4	16	2	12	4	2	
Wilson, Sean P	#	212	0	0	0	0	7	2	0	0	22	0	0	0	
PT Brant, Nathan Andrew	#	0	0	0	0	0	0	0	0	0	0	0	0	0	
Leffelman, Louis R	#	332	22	0	1	4	6	2	9	42	6	31	11	4	
Lohse, Hannah Elizabeth	#	164	0	0	0	0	5	1	0	0	14	0	0	0	
Marotta, Tecia Lynn	#	87	6	1	0	1	2	0	2	11	1	8	3	1	
Burris, Paul D	#	341	22	5	1	4	6	2	9	42	6	32	12	4	
Goldsmith, Lawrence Dale	#	168	11	3	0	2	3	1	5	21	3	16	6	2	
Wentz, Wendy S	#	148	10	2	0	2	3	1	4	18	3	14	5	2	
OTHER	#	0	0	0	0	0	0	0	0	0	0	0	0	0	
Total Illinois		4,382	441	88	9	77	109	36	10	168	535	109	569	195	
Ohio															
No Employees		0													
OTHER		0													
Total Ohio		0	0	0	0	0	0	0	0	0	0	0	0	0	
Indiana															
Alexander, Charles Lee	#	246	0	0	0	0	0	0	0	0	0	0	0	0	
Fox, Anthony R	#	235	0	0	0	0	0	0	0	0	0	0	0	0	
Hein, Mark Wayne	#	224	0	0	0	0	0	0	0	0	0	0	0	0	
Luna, William T	#	128	0	0	0	0	0	0	0	0	0	0	0	0	
Montgomery, Christopher K	#	379	0	0	0	0	0	0	0	0	0	0	0	0	
Schroeder, Raymond J	#	180	0	0	0	0	0	0	0	0	0	0	0	0	
Wright III, James R	#	209	0	0	0	0	0	0	0	0	0	0	0	0	
Kamaski, Mark Anton	#	167	0	0	0	0	0	0	0	0	0	0	0	0	
OTHER	#	0	0	0	0	0	0	0	0	0	0	0	0	0	
Total Indiana		1,768	0	0	0	0	0	0	0	0	0	0	0	0	

WATER SERVICE CORPORATION
 SE 50 - Operator Salary
 Distribution of Direct
 Salaries and Benefits
 Period Ended 03/31/07

Employee	20-0070 Lake Marian	21-0078 Wildwood Wtr	22-0082 Valentine	23-0086 Walk Up Woods	24-0090 Whispering Hills	25-0025 Holiday Hills	26-0096 Medina	27-0027 West Lake	28-0098 Cedar Bluff	29-0048 Harbor Ridge	30-0049 Great Northern	50-0245 Holiday Service	60-0280 Twin Lakes	150-0150 Wtr Serv Co IN	151-0151 IN Wtr Serv
PENNSYLVANIA															
Illinois															
Bishop Jr, Robert Dean	0	0	0	0	0	0	103	0	29	0	0	0	0	0	0
Brant, Tim J	0	0	0	0	0	0	0	0	0	0	0	0	0	0	0
Cloud, Dennis S	0	0	0	0	0	0	0	0	0	0	0	0	0	0	0
Conard, William C	0	36	0	0	0	0	0	116	0	0	66	0	0	0	0
Grosvenor, Loren G.	14	0	3	10	110	11	0	0	0	23	0	0	0	0	0
Kuhfuss, Mark W	18	0	4	14	144	15	0	0	0	10	0	0	0	0	0
Lecroy, Gregg Rich	1	0	0	1	9	1	0	0	0	2	0	0	0	0	0
Menard, Mark C	0	0	0	0	0	0	0	0	0	0	0	0	0	0	0
Miller Jr, Michael A	11	7	3	8	88	9	0	24	0	18	14	0	0	0	0
Schoenhard, Jon H	0	0	0	0	0	0	0	0	0	0	0	0	0	0	0
Schulte, Jeffrey C	0	0	0	0	0	0	0	0	0	0	0	0	0	0	0
Steele, Frank Wayne	0	0	0	0	0	0	0	0	0	0	0	0	0	0	0
Tapella, Thomas Anthony	2	1	0	1	15	2	3	4	1	3	2	4	29	2	6
Wilson, Sean P	18	0	4	0	144	15	0	0	0	0	0	0	0	0	0
PT Brant, Nathan Andrew	0	0	0	0	0	0	0	0	0	0	0	0	0	0	0
Leffelman, Louis R	5	3	1	4	38	4	8	10	2	8	6	9	75	5	15
Lohse, Hannah Elizabeth	12	0	3	9	92	10	0	0	0	19	0	0	0	0	0
Marotta, Tercia Lynn	1	1	0	1	10	1	2	3	1	2	2	2	19	1	4
Burris, Paul D	5	3	1	4	38	4	8	10	2	8	6	9	76	5	15
Goldsmith, Lawrence Dale	7	2	1	2	19	2	4	5	1	4	3	5	38	2	7
Wentz, Wendy S	2	1	0	2	17	2	3	5	1	3	3	4	33	2	7
OTHER	0	0	0	0	0	0	0	0	0	0	0	0	0	0	0
Total Illinois	91	54	20	56	724	76	131	177	37	120	102	33	270	17	54
Ohio															
No Employees															
OTHER															
Total Ohio	0	0	0	0	0	0	0	0	0	0	0	0	0	0	0
Indiana															
Alexander, Charles Lee	0	0	0	0	0	0	0	0	0	0	0	22	177	11	35
Fox, Anthony R	0	0	0	0	0	0	0	0	0	0	0	0	186	12	37
Hein, Mark Wayne	0	0	0	0	0	0	0	0	0	0	0	0	177	11	35
Luna, William T	0	0	0	0	0	0	0	0	0	0	0	0	101	7	20
Montgomery, Christopher K	0	0	0	0	0	0	0	0	0	0	0	34	273	18	54
Schroeder, Raymond J	0	0	0	0	0	0	0	0	0	0	0	0	143	9	28
Wright III, James R	0	0	0	0	0	0	0	0	0	0	0	0	166	11	33
Kamaski, Mark Anton	0	0	0	0	0	0	0	0	0	0	0	0	132	9	26
OTHER	0	0	0	0	0	0	0	0	0	0	0	0	0	0	0
Total Indiana	0	0	0	0	0	0	0	0	0	0	0	56	1,355	88	268

WATER SERVICE CORPORATION
 SE 30 - Operator Salary
 Distribution of Direct
 Salaries and Benefits
 Period Ended 03/31/07

Employee	Total	05-0010 Apple Canyon	06-0014 Camelot	07-0018 Charmar	08-0022 Cherry Hill	09-0026 Clarendon Hills	11-0034 County Line	12-0038 Del Mar	13-0042 Person Creek	14-0046 Galena Territory	15-0050 Killarney	16-0054 Lake Holiday	17-0058 Lake Wildwood	18-0066 Northern Hills
ADL														
Illinois														
Bishop Jr, Robert Dean	T 377	0	0	0	0	0	0	0	0	0	0	0	203	0
Brant, Tim J	# 377	129	0	0	0	0	0	0	0	248	0	0	0	0
Cloud, Dennis S	# 346	0	32	0	26	37	0	0	57	0	0	194	0	0
Conard, William C	# 352	0	0	0	0	0	0	0	0	0	0	0	0	64
Grosvenor, Loren G.	# 261	0	0	3	0	0	7	2	0	0	22	0	0	0
Kuhfuss, Mark W	# 343	0	0	4	0	0	10	3	0	0	29	0	0	0
Lecroy, Gregg Rich	# 22	0	0	0	0	0	1	0	0	0	2	0	0	0
Menard, Mark C	# 309	0	17	0	13	19	0	29	0	133	0	99	0	0
Miller Jr, Michael A	# 477	67	0	3	0	0	6	2	0	129	18	0	0	13
Schoenhard, Jon H	# 285	285	0	0	0	0	0	0	0	0	0	0	0	0
Schulte, Jeffrey C	# 300	0	28	0	23	32	0	0	50	0	0	168	0	0
Steele, Frank Wayne	# 256	0	24	0	19	27	0	0	42	0	0	143	0	0
Tapella, Thomas Anthony	# 173	11	3	0	2	3	1	0	5	22	3	16	6	2
Wilson, Sean P	# 281	0	0	0	0	0	10	3	0	0	29	0	0	0
PT Brant, Nathan Andrew	# 0	0	0	0	0	0	0	0	0	0	0	0	0	0
Leffelman, Louis R	# 439	29	0	1	6	8	3	1	12	55	8	41	15	6
Lohse, Hannah Elizabeth	# 218	0	0	0	0	0	6	2	0	0	18	0	0	0
Marotta, Tecia Lynn	# 116	7	2	0	1	2	1	0	3	14	2	11	4	1
Burris, Paul D	# 452	29	7	1	6	8	3	1	12	56	8	42	15	6
Goldsmith, Lawrence Dale	# 223	14	3	1	3	4	1	0	6	28	4	21	8	3
Wentz, Wendy S	# 196	13	3	0	2	3	1	0	5	24	3	18	7	2
OTHER	# 0	0	0	0	0	0	0	0	0	0	0	0	0	0
Total Illinois	5,803	584	119	13	101	143	50	14	221	709	146	753	258	97
Ohio														
No Employees	0													
OTHER	0													
Total Ohio	0	0	0	0	0	0	0	0	0	0	0	0	0	0
Indiana														
Alexander, Charles Lee	# 326	0	0	0	0	0	0	0	0	0	0	0	0	0
Fox, Anthony R	# 311	0	0	0	0	0	0	0	0	0	0	0	0	0
Hein, Mark Wayne	# 297	0	0	0	0	0	0	0	0	0	0	0	0	0
Luna, William T	# 169	0	0	0	0	0	0	0	0	0	0	0	0	0
Montgomery, Christopher K	# 502	0	0	0	0	0	0	0	0	0	0	0	0	0
Schroeder, Raymond J	# 200	0	0	0	0	0	0	0	0	0	0	0	0	0
Wright III, James R	# 277	0	0	0	0	0	0	0	0	0	0	0	0	0
Kamaski, Mark Anton	# 221	0	0	0	0	0	0	0	0	0	0	0	0	0
OTHER	# 0	0	0	0	0	0	0	0	0	0	0	0	0	0
Total Indiana	2,341	0	0	0	0	0	0	0	0	0	0	0	0	0

WATER SERVICE CORPORATION
 SE 50 - Operator Salary
 Distribution of Direct
 Salaries and Benefits
 Period Ended 03/31/07

Employee	20-0070 Lake Marian	21-0078 Wildwood Wtr	22-0082 Valentine	23-0086 Walk Up Woods	24-0090 Whispering Hills	25-0025 Holiday Hills	26-0096 Medina	27-0027 West Lake	28-0098 Cedar Bluff	29-0048 Harbor Ridge	30-0049 Great Northern	50-0245 Holiday Service	60-0280 Twin Lakes	150-0150 Wtr Serv Co IN	151-0151 IN Wtr Serv
401K															
Illinois															
Bishop Jr, Robert Dean	0	0	0	0	0	0	136	0	38	0	0	0	0	0	0
Brant, Tim J	0	0	0	0	0	0	0	0	0	0	0	0	0	0	0
Cloud, Dennis S	0	0	0	0	0	0	0	0	0	0	0	0	0	0	0
Conard, William C	0	47	0	0	0	0	0	153	0	0	88	0	0	0	0
Grosvenor, Loken G.	18	0	4	14	145	15	0	0	0	30	0	0	0	0	0
Kuhfuss, Mark W	24	0	6	18	191	20	0	0	0	39	0	0	0	0	0
Lecroy, Gregg Rich	2	0	0	1	12	1	0	0	0	3	0	0	0	0	0
Menard, Mark C	0	0	0	0	0	0	0	0	0	0	0	0	0	0	0
Miller Jr, Michael A	15	10	3	11	116	12	0	32	0	24	18	0	0	0	0
Schoenhard, Jon H	0	0	0	0	0	0	3	0	0	0	0	0	0	0	0
Schulte, Jeffrey C	0	0	0	0	0	0	0	0	0	0	0	0	0	0	0
Steele, Frank Wayne	0	0	0	0	0	0	0	0	0	0	0	0	0	0	0
Tapells, Thomas Anthony	2	2	1	2	19	2	4	5	1	4	3	5	39	2	8
Wilson, Sean P	24	0	6	0	190	20	0	0	0	0	0	0	0	0	0
PT Brant, Nathan Andrew	0	0	0	0	0	0	0	0	0	0	0	0	0	0	0
Leffelman, Louis R	6	4	2	5	50	5	10	14	3	10	8	12	100	6	20
Lohse, Hannah Elizabeth	15	0	4	12	123	13	0	0	0	25	0	0	0	0	0
Marotts, Tecia Lynn	2	1	0	1	13	1	3	4	1	3	2	3	26	2	5
Burris, Paul D	6	4	2	5	51	5	10	14	3	10	8	12	101	7	20
Goldsmith, Lawrence Dale	3	2	1	2	25	3	5	7	1	5	4	6	50	3	10
Wentz, Wendy S	3	2	1	2	22	2	4	6	1	5	3	5	44	3	9
OTHER	0	0	0	0	0	0	0	0	0	0	0	0	0	0	0
Total Illinois	120	72	30	73	957	99	172	235	48	158	134	43	360	23	72
Ohio															
No Employees															
OTHER															
Total Ohio	0	0	0	0	0	0	0	0	0	0	0	0	0	0	0
Indiana															
Alexander, Charles Lee	0	0	0	0	0	0	0	0	0	0	0	29	235	15	47
Fox, Anthony R	0	0	0	0	0	0	0	0	0	0	0	0	246	16	49
Hein, Mark Wayne	0	0	0	0	0	0	0	0	0	0	0	0	235	15	47
Luna, William T	0	0	0	0	0	0	0	0	0	0	0	0	134	9	27
Montgomery, Christopher K	0	0	0	0	0	0	0	0	0	0	0	45	362	23	72
Schroeder, Raymond J	0	0	0	0	0	0	0	0	0	0	0	0	188	12	37
Wright III, James R	0	0	0	0	0	0	0	0	0	0	0	0	219	14	43
Kamaski, Mark Anton	0	0	0	0	0	0	0	0	0	0	0	0	175	11	35
OTHER	0	0	0	0	0	0	0	0	0	0	0	0	0	0	0
Total Indiana	0	0	0	0	0	0	0	0	0	0	0	74	1,794	115	357

WATER SERVICE CORPORATION
 SE 50 - Operator Salary
 Distribution of Direct
 Salaries and Benefits
 Period Ended 03/31/07

Employee	Total	05-0010	06-0014	07-0018	08-0022	09-0026	11-0034	12-0038	13-0042	14-0046	15-0050	16-0054	17-0058	18-0066
		Apple Canyon	Camelot	Charmar	Cherry Hill	Clarendon Hills	County Line	Del Mar	Person Creek	Galena Territory	Killarney	Lake Holiday	Lake Wildwood	Northern Hills
HEALTH INSURANCE														
Illinois														
Bishop Jr, Robert Dean	T	1,313	0	0	0	0	0	0	0	0	0	0	708	0
Brant, Tim J	#	1,313	448	0	0	0	0	0	0	865	0	0	0	0
Cloud, Dennis S	#	1,313	0	123	0	99	139	0	0	217	0	735	0	0
Conard, William C	#	1,313	0	0	0	0	0	0	0	0	0	0	0	239
Grosvenor, Loren G.	#	1,313	0	0	17	0	0	37	12	0	110	0	0	0
Kuhfuss, Mark W	#	1,313	0	0	17	0	0	37	12	0	110	0	0	0
Lecroy, Gregg Rich	#	1,313	0	0	17	0	0	37	12	0	110	0	0	0
Menard, Mark C	#	1,313	0	70	0	56	79	0	0	124	564	0	419	0
Miller Jr, Michael A	#	1,313	184	0	7	0	0	16	5	0	354	48	0	36
Schoenhard, Jon H	#	1,313	1,313	0	0	0	0	0	0	0	0	0	0	0
Schulte, Jeffrey C	#	1,313	0	123	0	99	139	0	0	217	0	735	0	0
Steele, Frank Wayne	#	1,313	0	123	0	99	139	0	0	217	0	735	0	0
Tapella, Thomas Anthony	#	1,313	85	20	3	16	23	7	2	36	163	22	121	45
Wilson, Sean P	#	1,313	0	0	0	0	0	45	14	0	0	134	0	0
PT Brant, Nathan Andrew	#	0	0	0	0	0	0	0	0	0	0	0	0	0
Leffelman, Louis R	#	1,313	86	0	3	17	23	8	2	36	166	23	123	45
Lohse, Hannah Elizabeth	#	1,313	0	0	0	0	0	37	12	0	0	111	0	0
Marotta, Tecia Lynn	#	586	38	9	1	7	10	3	1	16	73	10	54	20
Burris, Paul D	#	586	38	9	1	7	10	3	1	16	73	10	54	20
Goldsmith, Lawrence Dale	#	586	38	9	1	7	10	3	1	16	73	10	54	20
Wentz, Wendy S	#	586	38	9	1	7	10	3	1	16	73	10	54	20
OTHER	#	0	0	0	0	0	0	0	0	0	0	0	0	0
Total Illinois		23,352	2,268	495	68	414	582	236	75	911	2,404	708	3,084	878
Ohio														
No Employees		0												
OTHER		0												
Total Ohio		0	0	0	0	0	0	0	0	0	0	0	0	0
Indiana														
Alexander, Charles Lee	#	1,313	0	0	0	0	0	0	0	0	0	0	0	0
Fox, Anthony R	#	1,313	0	0	0	0	0	0	0	0	0	0	0	0
Hein, Mark Wayne	#	1,313	0	0	0	0	0	0	0	0	0	0	0	0
Luna, William T	#	1,313	0	0	0	0	0	0	0	0	0	0	0	0
Montgomery, Christopher K	#	1,313	0	0	0	0	0	0	0	0	0	0	0	0
Schroeder, Raymond J	#	1,313	0	0	0	0	0	0	0	0	0	0	0	0
Wright III, James R	#	1,313	0	0	0	0	0	0	0	0	0	0	0	0
Kamaski, Mark Anton	#	1,313	0	0	0	0	0	0	0	0	0	0	0	0
OTHER	#	0	0	0	0	0	0	0	0	0	0	0	0	0
Total Indiana		10,504	0	0	0	0	0	0	0	0	0	0	0	0

WATER SERVICE CORPORATION
 SE 50 - Operator Salary
 Distribution of Direct
 Salaries and Benefits
 Period Ended 03/31/07

Employee	20-0070 Lake Marian	21-0078 Wildwood Wtr	22-0082 Valentine	23-0086 Walk Up Woods	24-0090 Whispering Hills	25-0025 Holiday Hills	26-0096 Medina	27-0027 West Lake	28-0098 Cedar Bluff	29-0048 Harbor Ridge	30-0049 Great Northern	50-0245 Holiday Service	60-0280 Twin Lakes	150-0150 Wtr Serv Co IN	151-0151 IN Wtr Serv
HEALTH INSURANCE															
Illinois															
Bishop Jr, Robert Dean	0	0	0	0	0	0	473	0	132	0	0	0	0	0	0
Brant, Tim J	0	0	0	0	0	0	0	0	0	0	0	0	0	0	0
Cloud, Dennis S	0	0	0	0	0	0	0	0	0	0	0	0	0	0	0
Conard, William C	0	176	0	0	0	0	0	572	0	0	326	0	0	0	0
Grosvenor, Loren G.	91	0	22	69	730	76	0	0	0	150	0	0	0	0	0
Kuhfuss, Mark W	91	0	22	69	730	76	0	0	0	150	0	0	0	0	0
Lecroy, Gregg Rich	91	0	22	69	730	76	0	0	0	150	0	0	0	0	0
Menard, Mark C	0	0	0	0	0	0	0	0	0	0	0	0	0	0	0
Miller Jr, Michael A	40	27	10	30	320	33	0	87	0	66	50	0	0	0	0
Schoenhard, Jon H	0	0	0	0	0	0	0	0	0	0	0	0	0	0	0
Schulte, Jeffrey C	0	0	0	0	0	0	0	0	0	0	0	0	0	0	0
Steele, Frank Wayne	0	0	0	0	0	0	0	0	0	0	0	0	0	0	0
Tapella, Thomas Anthony	18	12	4	14	148	15	30	40	8	30	23	36	294	19	58
Wilson, Sean P	111	0	27	0	890	92	0	0	0	0	0	0	0	0	0
PT Brant, Nathan Andrew	0	0	0	0	0	0	0	0	0	0	0	0	0	0	0
Leffelman, Louis R	19	13	4	14	150	16	30	41	8	31	23	37	298	19	59
Lohse, Hannah Elizabeth	92	0	22	70	740	77	0	0	0	152	0	0	0	0	0
Marotta, Tecia Lynn	8	5	2	6	66	7	13	18	4	14	10	16	131	8	26
Burris, Paul D	8	5	2	6	66	7	13	18	4	14	10	16	131	8	26
Goldsmith, Lawrence Dale	8	5	2	6	66	7	13	18	4	14	10	16	131	8	26
Hentz, Wendy S	8	5	2	6	66	7	13	18	4	14	10	16	131	8	26
OTHER	0	0	0	0	0	0	0	0	0	0	0	0	0	0	0
Total Illinois	585	248	141	359	4,702	489	585	812	164	785	462	137	1,116	70	221
Ohio															
No Employees															
OTHER															
Total Ohio	0	0	0	0	0	0	0	0	0	0	0	0	0	0	0
Indiana															
Alexander, Charles Lee	0	0	0	0	0	0	0	0	0	0	0	117	947	61	188
Fox, Anthony R	0	0	0	0	0	0	0	0	0	0	0	0	1,040	67	206
Hein, Mark Wayne	0	0	0	0	0	0	0	0	0	0	0	0	1,040	67	206
Luna, William T	0	0	0	0	0	0	0	0	0	0	0	0	1,040	67	206
Montgomery, Christopher K	0	0	0	0	0	0	0	0	0	0	0	117	947	61	188
Schroeder, Raymond J	0	0	0	0	0	0	0	0	0	0	0	0	1,040	67	206
Wright III, James R	0	0	0	0	0	0	0	0	0	0	0	0	1,040	67	206
Kamaski, Mark Anton	0	0	0	0	0	0	0	0	0	0	0	0	1,040	67	206
OTHER	0	0	0	0	0	0	0	0	0	0	0	0	0	0	0
Total Indiana	0	0	0	0	0	0	0	0	0	0	0	234	8,134	524	1,612

WATER SERVICE CORPORATION
 SE 50 - Operator Salary
 Distribution of Direct
 Salaries and Benefits
 Period Ended 03/31/07

Employee	Total	05-0010	06-0014	07-0018	08-0022	09-0026	11-0034	12-0038	13-0042	14-0046	15-0050	16-0054	17-0058	18-0066
		Apple Canyon	Camelot	Charmar	Cherry Hill	Clarendon Hills	County Line	Del Mar	Person Creek	Galena Territory	Killarney	Lake Holiday	Lake Wildwood	Northern Hills
OTHER BENEFITS														
Illinois														
Bishop Jr, Robert Dean	T	91	0	0	0	0	0	0	0	0	0	0	49	0
Brant, Tim J	#	91	31	0	0	0	0	0	0	60	0	0	0	0
Cloud, Dennis S	#	91	0	9	0	7	10	0	15	0	0	51	0	0
Conard, William C	#	91	0	0	0	0	0	0	0	0	0	0	0	17
Grosvenor, Loren G.	#	91	0	0	1	0	0	3	1	0	0	8	0	0
Kuhfuss, Mark W	#	91	0	0	1	0	0	3	1	0	0	8	0	0
Lecroy, Gregg Rich	#	91	0	0	1	0	0	3	1	0	0	8	0	0
Menard, Mark C	#	91	0	5	0	4	5	0	9	39	0	29	0	0
Miller Jr, Michael A	#	91	13	0	1	0	0	1	0	0	25	3	0	3
Schoenhard, Jon H	#	91	91	0	0	0	0	0	0	0	0	0	0	0
Schulte, Jeffrey C	#	91	0	9	0	0	10	0	15	0	0	51	0	0
Steele, Frank Wayne	#	91	0	9	0	7	10	0	15	0	0	51	0	0
Tapella, Thomas Anthony	#	91	6	1	0	1	2	1	2	11	2	8	3	1
Wilson, Sean P	#	91	0	0	0	0	3	1	0	0	9	0	0	0
PT Brant, Nathan Andrew	#	0	0	0	0	0	0	0	0	0	0	0	0	0
Leffelman, Louis R	#	91	6	0	0	1	2	1	3	12	2	9	3	1
Lohse, Hannah Elizabeth	#	91	0	0	0	0	3	1	0	0	8	0	0	0
Marotta, Tecia Lynn	#	41	3	1	0	1	1	0	1	5	1	4	1	1
Burris, Paul D	#	41	3	1	0	1	1	0	1	5	1	4	1	1
Goldsmith, Lawrence Dale	#	41	3	1	0	1	1	0	1	5	1	4	1	1
Wentz, Wendy S	#	41	3	1	0	1	1	0	1	5	1	4	1	1
OTHER	#	0	0	0	0	0	0	0	0	0	0	0	0	0
Total Illinois		1,620	159	37	4	31	43	18	63	167	52	215	59	26
Ohio														
No Employees		0												
OTHER		0												
Total Ohio		0	0	0	0	0	0	0	0	0	0	0	0	0
Indiana														
Alexander, Charles Lee	#	91	0	0	0	0	0	0	0	0	0	0	0	0
Fox, Anthony R	#	91	0	0	0	0	0	0	0	0	0	0	0	0
Hein, Mark Wayne	#	91	0	0	0	0	0	0	0	0	0	0	0	0
Luna, William T	#	91	0	0	0	0	0	0	0	0	0	0	0	0
Montgomery, Christopher K	#	91	0	0	0	0	0	0	0	0	0	0	0	0
Schroeder, Raymond J	#	91	0	0	0	0	0	0	0	0	0	0	0	0
Wright III, James R	#	91	0	0	0	0	0	0	0	0	0	0	0	0
Kamaski, Mark Anton	#	91	0	0	0	0	0	0	0	0	0	0	0	0
OTHER	#	0	0	0	0	0	0	0	0	0	0	0	0	0
Total Indiana		728	0	0	0	0	0	0	0	0	0	0	0	0

WATER SERVICE CORPORATION
 SE 50 - Operator Salary
 Distribution of Direct
 Salaries and Benefits
 Period Ended 03/31/07

Employee	20-0070 Lake Marian	21-0078 Wildwood Wtr	22-0082 Valentine	23-0086 Walk Up Woods	24-0090 Whispering Hills	25-0025 Holiday Hills	26-0096 Medina	27-0027 West Lake	28-0098 Cedar Bluff	29-0048 Harbor Ridge	30-0049 Great Northern	50-0245 Holiday Service	60-0280 Twin Lakes	150-0150 Wtr Serv Co IN	151-0151 IN Wtr Serv
OTHER BENEFICIAR															
Illinois															
Bishop Jr, Robert Dean	0	0	0	0	0	0	33	0	9	0	0	0	0	0	0
Brant, Tim J	0	0	0	0	0	0	0	0	0	0	0	0	0	0	0
Cloud, Dennis S	0	0	0	0	0	0	0	0	0	0	0	0	0	0	0
Conard, William C	0	12	0	0	0	0	0	40	0	0	23	0	0	0	0
Grosvenor, Loren G.	6	0	2	5	51	5	0	0	0	10	0	0	0	0	0
Kuhfuss, Mark W	6	0	2	5	51	5	0	0	0	10	0	0	0	0	0
Lecroy, Gregg Rich	6	0	2	5	51	5	0	0	0	10	0	0	0	0	0
Menard, Mark C	0	0	0	0	0	0	0	0	0	0	0	0	0	0	0
Miller Jr, Michael A	3	2	1	2	22	2	0	6	0	5	3	0	0	0	0
Schoenhard, Jon H	0	0	0	0	0	0	0	0	0	0	0	0	0	0	0
Schulte, Jeffrey C	0	0	0	0	0	0	0	0	0	0	0	0	0	0	0
Steele, Frank Wayne	0	0	0	0	0	0	0	0	0	0	0	0	0	0	0
Tapella, Thomas Anthony	1	1	0	1	10	1	2	3	1	2	2	3	20	1	4
Wilson, Sean P	8	0	2	0	62	6	0	0	0	0	0	0	0	0	0
PT Brant, Nathan Andrew	0	0	0	0	0	0	0	0	0	0	0	0	0	0	0
Leffelman, Loris R	1	1	0	1	10	1	2	3	1	2	2	3	21	1	4
Lohse, Hannah Elizabeth	6	0	2	5	51	5	0	0	0	11	0	0	0	0	0
Marotta, Tecia Lynn	1	0	0	0	5	0	1	1	0	1	1	1	9	1	2
Burris, Paul D	1	0	0	0	5	0	1	1	0	1	1	1	9	1	2
Goldsmith, Lawrence Dale	1	0	0	0	5	0	1	1	0	1	1	1	9	1	2
Wantz, Wendy S	1	0	0	0	5	0	1	1	0	1	1	1	9	1	2
OTHER	0	0	0	0	0	0	0	0	0	0	0	0	0	0	0
Total Illinois	41	16	11	24	328	30	41	56	11	54	34	10	77	6	16
Ohio															
No Employees															
OTHER															
Total Ohio	0	0	0	0	0	0	0	0	0	0	0	0	0	0	0
Indiana															
Alexander, Charles Lee	0	0	0	0	0	0	0	0	0	0	0	8	66	4	13
Fox, Anthony R	0	0	0	0	0	0	0	0	0	0	0	0	72	5	14
Hein, Mark Wayne	0	0	0	0	0	0	0	0	0	0	0	0	72	5	14
Luna, William T	0	0	0	0	0	0	0	0	0	0	0	0	72	5	14
Montgomery, Christopher K	0	0	0	0	0	0	0	0	0	0	0	8	66	4	13
Schroeder, Raymond J	0	0	0	0	0	0	0	0	0	0	0	0	72	5	14
Wright III, James R	0	0	0	0	0	0	0	0	0	0	0	0	72	5	14
Kamaski, Mark Anton	0	0	0	0	0	0	0	0	0	0	0	0	72	5	14
OTHER	0	0	0	0	0	0	0	0	0	0	0	0	0	0	0
Total Indiana	0	0	0	0	0	0	0	0	0	0	0	16	564	38	110

WATER SERVICE CORPORATION
 SE 50 - Operator Salary
 Distribution of Direct
 Salaries and Benefits
 Period Ended 03/31/07

Employee	Total	55-0264 Skidaway	70-0298 Carolina Wtr Serv	71-1300 Util Serv of SC	74-0464 Southland	75-0700 United Utility Co.	79-0485 Tega Cay	165-1260 Wtr Serv Co of GA
<u>Customer Equivalents</u>		7,442	13,779	6,046	173	1,171	2,618	1,978
<u>Georgia</u>								
Chambless, James Ashley	1,978							1,978
Christie, Charles E	7,442	7,442						
Dozier, Matthew Craig	1,978							1,978
Fulcher III, Robert F	7,442	7,442						
Gavin, Malcolm Earl	7,442	7,442						
Gladstone, Garrett W	1,978							1,978
Harrington, Ray	9,420	7,442						1,978
Lanier, Clayton W	7,442	7,442						
Medders Jr, Billy R	7,442	7,442						
Moncrief, David Eugene	1,978							1,978
OTHER	7,442	7,442						
<u>South Carolina</u>								
Belcastro, Joseph C	999		617	209	173			
Bethel, Kim S	1,171					1,171		
Bodie Sr, John Larry	5,085		3,911	1,174				
Borow, Timothy M.	1,120			1,023		97		
Bowen, Von M	3,643		3,488	155				
Boylston, Kenneth L	6,046			6,046				
Brazell, Derrick William	1,795		562	1,233				
Carnish, Larry W	13,779		13,779					
Chitwood, Larry Alton	2,194			1,023		1,171		
Cook, Ralph H	13,779		13,779					
Davis, Miguel B	7,598		3,008	1,972			2,618	
De La Torriente, Maurice	958		437	348	173			
Driggers, Marvin Henry	13,779		13,779					
Elkins, Harry Benjamin	793		557	236				
Ellinger, Bright Anthony	7,978		6,068	1,367	173	370		
Forrest Jr., David Lee	4,779		4,339	440				
Gilroy, Robert H	33,207	7,442	13,779	6,046	173	1,171	2,618	1,978
Gordon, Dewis Wayne	6,046			6,046				
Gunter III, Charlie P.	680		195	115		370		
Haas, Bruce T	33,207	7,442	13,779	6,046	173	1,171	2,618	1,978
Hinson, Richard F	13,779		13,779					
Kyzer Jr., Ray S.	1,067		390	504	173			
Lloyd, W Nolan	6,046			6,046				
McKnight, Edwin R	6,046			6,046				
Mitchell, Malcolm Aubrey	10,908		3,504	3,615		1,171	2,618	
Nix, Thomas Elliott	33,207	7,442	13,779	6,046	173	1,171	2,618	1,978
Owens, Jason Brian	7,553		3,008	1,927			2,618	
Plummer, George Randall	892		496	396				
Porter, William Douglas	439		328	111				
Reeder, Dana Larue	13,618		10,024	3,051	173	370		
Roberts, James D	2,723			105			2,618	
Scott, Robert C.	1,171					1,171		
Taylor, Michael O Neal	1,024		856	168				

WATER SERVICE CORPORATION
 SE 50 - Operator Salary
 Distribution of Direct
 Salaries and Benefits
 Period Ended 03/31/07

Employee	Total	55-0264 Skidaway	70-0298 Carolina Wtr Serv	71-1300 Util Serv of SC	74-0464 Southland	75-0700 United Utility Co.	79-0485 Tega Cay	165-1260 Wtr Serv Co of GA
Trout, Bradley Leon	6,046			6,046				
Whitt, Stephen R	2,775			157			2,618	
Wright, Benjamin D	2,618						2,618	
Zeise, Michael Peter	581		310	271				
PT Brown, James C	1,171					1,171		
PT Davis, Earl Jimmy	13,779		13,779					
PT Franklin, Phillip L	13,779		13,779					
Jackson, Robert B	6,046			6,046				
Perry, Jeffrey L	4,980		3,008	1,972				
Wright, John Russell	993		166	827				
Armentrout, Mary Frances	33,207	7,442	13,779	6,046	173	1,171	2,618	1,978
Daniel, Carl	33,207	7,442	13,779	6,046	173	1,171	2,618	1,978
Gannon, Jublia B	33,207	7,442	13,779	6,046	173	1,171	2,618	1,978
Stanis, Veronica Marie	33,207	7,442	13,779	6,046	173	1,171	2,618	1,978
OTHER	13,779		13,779					

WATER SERVICE CORPORATION
 SE 50 - Operator Salary
 Distribution of Direct
 Salaries and Benefits
 Period Ended 03/31/07

Employee	Total	55-0264 Skidaway	70-0298 Carolina Wtr Serv	71-1300 Util Serv of SC	74-0464 Southland	75-0700 United Utility Co.	79-0485 Tega Cay	165-1260 Wtr Serv Co of GA
Salary Georgia								
Chambless, James Ashley	12,575	0	0	0	0	0	0	12,575
Christie, Charles E	10,766	10,766	0	0	0	0	0	0
Dozier, Matthew Craig	6,577	0	0	0	0	0	0	6,577
Fulcher III, Robert F	9,973	9,973	0	0	0	0	0	0
Gavin, Malcolm Earl	4,005	4,005	0	0	0	0	0	0
Gladstone, Garrett W	6,753	0	0	0	0	0	0	6,753
Harrington, Ray	16,612	13,124	0	0	0	0	0	3,488
Lanier, Clayton W	9,252	9,252	0	0	0	0	0	0
Medders Jr, Billy R	2,289	2,289	0	0	0	0	0	0
Moncrief, David Eugene	6,825	0	0	0	0	0	0	6,825
OTHER	5,355	5,355	0	0	0	0	0	0
Total Georgia	90,981	54,764	0	0	0	0	0	36,218
South Carolina								
Belcastro, Joseph C	6,651	0	4,108	1,391	1,152	0	0	0
Bethel, Kim S	7,634	0	0	0	0	7,634	0	0
Bodie Sr, John Larry	13,692	0	10,530	3,161	0	0	0	0
Borow, Timothy M.	9,041	0	0	8,258	0	783	0	0
Bowen, Von M	10,059	0	9,631	428	0	0	0	0
Boylston, Kenneth L	9,748	0	0	9,748	0	0	0	0
Brazell, Derrick William	7,708	0	2,413	5,295	0	0	0	0
Carnish, Larry W	14,154	0	14,154	0	0	0	0	0
Chitwood, Larry Alton	10,775	0	5,024	0	0	5,751	0	0
Cook, Ralph H	12,321	0	12,321	0	0	0	0	0
Davis, Miguel B	10,022	0	3,968	2,601	0	0	3,453	0
De La Torriente, Maurice	11,969	0	5,460	4,348	2,161	0	0	0
Driggers, Marvin Henry	10,489	0	10,489	0	0	0	0	0
Elkins, Harry Benjamin	9,021	0	6,336	2,685	0	0	0	0
Ellinger, Bright Anthony	11,866	0	9,025	2,033	257	550	0	0
Forrest Jr., David Lee	7,474	0	6,786	688	0	0	0	0
Gilroy, Robert H	14,085	3,157	5,845	2,565	73	497	1,110	839
Gordon, Dewis Wayne	8,389	0	0	8,389	0	0	0	0
Gunter III, Charlie P.	9,542	0	2,736	1,614	0	5,192	0	0
Haas, Bruce T	26,206	5,873	10,874	4,771	137	924	2,066	1,561
Hinson, Richard F	13,143	0	13,143	0	0	0	0	0
Kyzer Jr., Ray S.	7,888	0	2,883	3,726	1,279	0	0	0
Lloyd, W Nolan	9,542	0	0	9,542	0	0	0	0
McKnight, Edwin R	7,762	0	0	7,762	0	0	0	0
Mitchell, Malcolm Aubrey	15,500	0	4,979	5,137	0	1,664	3,720	0
Nix, Thomas Elliott	15,450	3,462	6,411	2,813	80	545	1,218	920
Owens, Jason Brian	7,197	0	2,866	1,836	0	0	2,495	0
Plummer, George Randall	13,774	0	7,659	6,115	0	0	0	0
Porter, William Douglas	8,899	0	6,649	2,250	0	0	0	0
Reeder, Dana Larue	15,098	0	11,113	3,383	192	410	0	0
Roberts, James D	12,945	0	0	499	0	0	12,446	0
Scott, Robert C.	7,296	0	0	0	0	7,296	0	0
Taylor, Michael O Neal	11,890	0	9,939	1,951	0	0	0	0

WATER SERVICE CORPORATION
 SE 50 - Operator Salary
 Distribution of Direct
 Salaries and Benefits
 Period Ended 03/31/07

Employee	Total	55-0264	70-0298	71-1300	74-0464	75-0700	79-0485	165-1260
		Skidaway	Carolina Wtr Serv	Util Serv of SC	Southland	United Utility Co.	Tega Cay	Wtr Serv Co of GA
Trout, Bradley Leon	8,289	0	0	8,289	0	0	0	0
Whitt, Stephen R	8,412	0	0	476	0	0	7,936	0
Wright, Benjamin D	6,337	0	0	0	0	0	6,337	0
Zeise, Michael Peter	11,013	0	5,876	5,137	0	0	0	0
PT Brown, James C	2,211	0	0	0	0	2,211	0	0
PT Davis, Earl Jimmy	1,178	0	1,178	0	0	0	0	0
PT Franklin, Phillip L	5,158	0	5,158	0	0	0	0	0
Jackson, Robert B	7,149	0	0	7,149	0	0	0	0
Perry, Jeffrey L	3,094	0	1,869	1,225	0	0	0	0
Wright, John Russell	9,302	0	1,555	7,747	0	0	0	0
Armentrout, Mary Frances	3,326	745	1,380	606	17	117	262	198
Daniel, Carl	13,209	2,960	5,481	2,405	69	466	1,041	787
Gammon, Jublia B	6,236	1,398	2,588	1,135	32	220	492	371
Stanis, Veronica Marie	4,166	934	1,729	759	22	147	328	248
OTHER	26,291	0	26,291	0	0	0	0	0
Total South Carolina	482,602	18,529	238,447	137,917	5,471	34,407	42,904	4,924

WATER SERVICE CORPORATION
 SE 50 - Operator Salary
 Distribution of Direct
 Salaries and Benefits
 Period Ended 03/31/07

Employee	Total	55-0264 Skidaway	70-0298 Carolina Wtr Serv	71-1300 Util Serv of SC	74-0464 Southland	75-0700 United Utility Co.	79-0485 Tega Cay	165-1260 Wtr Serv Co of GA
FICA								
Georgia								
Chambless, James Ashley	962	0	0	0	0	0	0	962
Christie, Charles E	824	824	0	0	0	0	0	0
Dozier, Matthew Craig	503	0	0	0	0	0	0	503
Fulcher III, Robert F	763	763	0	0	0	0	0	0
Gavin, Malcolm Earl	306	306	0	0	0	0	0	0
Gladstone, Garrett W	517	0	0	0	0	0	0	517
Harrington, Ray	1,271	1,004	0	0	0	0	0	267
Lanier, Clayton W	708	708	0	0	0	0	0	0
Medders Jr, Billy R	175	175	0	0	0	0	0	0
Moncrief, David Eugene	522	0	0	0	0	0	0	522
OTHER	171	171	0	0	0	0	0	0
Total Georgia	6,722	3,951	0	0	0	0	0	2,771
South Carolina								
Belcastro, Joseph C	509	0	314	106	88	0	0	0
Bethel, Kim S	584	0	0	0	0	584	0	0
Bodie Sr, John Larry	1,047	0	805	242	0	0	0	0
Borow, Timothy M.	692	0	0	632	0	60	0	0
Bowen, Von M	770	0	737	33	0	0	0	0
Boylston, Kenneth L	746	0	0	746	0	0	0	0
Brazell, Derrick William	590	0	185	405	0	0	0	0
Carnish, Larry W	1,083	0	1,083	0	0	0	0	0
Chitwood, Larry Alton	824	0	384	0	0	440	0	0
Cook, Ralph H	943	0	943	0	0	0	0	0
Davis, Miguel B	767	0	304	199	0	0	264	0
De La Torriente, Maurice	916	0	418	333	165	0	0	0
Driggers, Marvin Henry	802	0	802	0	0	0	0	0
Elkins, Harry Benjamin	690	0	485	205	0	0	0	0
Ellinger, Bright Anthony	908	0	691	156	20	42	0	0
Forrest Jr., David Lee	572	0	519	53	0	0	0	0
Gilroy, Robert H	1,078	242	447	196	6	38	85	64
Gordon, Dewis Wayne	642	0	0	642	0	0	0	0
Gunter III, Charlie P.	730	0	209	123	0	397	0	0
Haas, Bruce T	2,005	449	832	365	10	71	158	119
Hinson, Richard F	1,005	0	1,005	0	0	0	0	0
Kyzer Jr., Ray S.	603	0	220	285	98	0	0	0
Lloyd, W Nolan	730	0	0	730	0	0	0	0
McKnight, Edwin R	594	0	0	594	0	0	0	0
Mitchell, Malcolm Aubrey	1,186	0	381	393	0	127	285	0
Nix, Thomas Elliott	1,182	265	490	215	6	42	93	70
Owens, Jason Brian	551	0	219	141	0	0	191	0
Plummer, George Randall	1,054	0	586	468	0	0	0	0
Porter, William Douglas	681	0	509	172	0	0	0	0
Reeder, Dana Larue	1,155	0	850	259	15	31	0	0
Roberts, James D	990	0	0	38	0	0	952	0

WATER SERVICE CORPORATION
 SE 50 - Operator Salary
 Distribution of Direct
 Salaries and Benefits
 Period Ended 03/31/07

Employee	Total	55-0264	70-0298	71-1300	74-0464	75-0700	79-0485	165-1260
		Skidaway	Carolina Wtr Serv	Util Serv of SC	Southland	United Utility Co.	Tega Cay	Wtr Serv Co of GA
Scott, Robert C.	558	0	0	0	0	558	0	0
Taylor, Michael O Neal	910	0	761	149	0	0	0	0
Trout, Bradley Leon	634	0	0	634	0	0	0	0
Whitt, Stephen R	643	0	0	36	0	0	607	0
Wright, Benjamin D	485	0	0	0	0	0	485	0
Zeise, Michael Peter	843	0	450	393	0	0	0	0
PT Brown, James C	169	0	0	0	0	169	0	0
PT Davis, Earl Jimmy	90	0	90	0	0	0	0	0
PT Franklin, Phillip L	395	0	395	0	0	0	0	0
Jackson, Robert B	547	0	0	547	0	0	0	0
Perry, Jeffrey L	237	0	143	94	0	0	0	0
Wright, John Russell	712	0	119	593	0	0	0	0
Armentrout, Mary Frances	254	57	105	46	1	9	20	15
Daniel, Carl	1,010	226	419	184	5	36	80	60
Gannon, Jublia B	477	107	198	87	2	17	38	28
Stanis, Veronica Marie	319	71	132	58	2	11	25	19
OTHER	1,212	0	1,212	0	0	0	0	0
Total South Carolina	36,124	1,417	17,442	10,552	418	2,632	3,283	375

WATER SERVICE CORPORATION
 SE 50 - Operator Salary
 Distribution of Direct
 Salaries and Benefits
 Period Ended 03/31/07

Employee	Total	55-0264 Skidaway	70-0298 Carolina Wtr Serv	71-1300 Util Serv of SC	74-0464 Southland	75-0700 United Utility Co.	79-0485 Tega Cay	165-1260 Wtr Serv Co of GA
FUTA								
Georgia								
Chambless, James Ashley	56	0	0	0	0	0	0	56
Christie, Charles E	56	56	0	0	0	0	0	0
Dozier, Matthew Craig	53	0	0	0	0	0	0	53
Fulcher III, Robert F	56	56	0	0	0	0	0	0
Gavin, Malcolm Earl	32	32	0	0	0	0	0	0
Gladstone, Garrett W	54	0	0	0	0	0	0	54
Harrington, Ray	56	44	0	0	0	0	0	12
Lanier, Clayton W	56	56	0	0	0	0	0	0
Medders Jr, Billy R	18	18	0	0	0	0	0	0
Moncrief, David Eugene	55	0	0	0	0	0	0	55
OTHER	12	12	0	0	0	0	0	0
Total Georgia	504	274	0	0	0	0	0	230

South Carolina

Belcastro, Joseph C	53	0	33	11	9	0	0	0
Bethel, Kim S	56	0	0	0	0	56	0	0
Bodie Sr, John Larry	56	0	43	13	0	0	0	0
Borow, Timothy M.	56	0	0	51	0	5	0	0
Bowen, Von M	56	0	54	2	0	0	0	0
Boylston, Kenneth L	56	0	0	56	0	0	0	0
Brazell, Derrick William	56	0	18	38	0	0	0	0
Carnish, Larry W	56	0	56	0	0	0	0	0
Chitwood, Larry Alton	56	0	26	0	0	30	0	0
Cook, Ralph H	56	0	56	0	0	0	0	0
Davis, Miguel B	56	0	22	15	0	0	19	0
De La Torriente, Maurice	56	0	26	20	10	0	0	0
Driggers, Marvin Henry	56	0	56	0	0	0	0	0
Elkins, Harry Benjamin	56	0	39	17	0	0	0	0
Ellinger, Bright Anthony	56	0	43	10	1	3	0	0
Forrest Jr., David Lee	56	0	51	5	0	0	0	0
Gilroy, Robert H	56	13	23	10	0	2	4	3
Gordon, Dewis Wayne	56	0	0	56	0	0	0	0
Gunter III, Charlie P.	56	0	16	9	0	30	0	0
Haas, Bruce T	56	13	23	10	0	2	4	3
Hinson, Richard F	56	0	56	0	0	0	0	0
Kyzer Jr., Ray S.	56	0	20	26	9	0	0	0
Lloyd, W Nolan	56	0	0	56	0	0	0	0
McKnight, Edwin R	56	0	0	56	0	0	0	0
Mitchell, Malcolm Aubrey	56	0	18	19	0	6	13	0
Nix, Thomas Elliott	56	13	23	10	0	2	4	3
Owens, Jason Brian	56	0	22	14	0	0	19	0
Plummer, George Randall	56	0	31	25	0	0	0	0
Porter, William Douglas	56	0	42	14	0	0	0	0
Reeder, Dana Larue	56	0	41	13	1	2	0	0
Roberts, James D	56	0	0	2	0	0	54	0

WATER SERVICE CORPORATION
 SE 50 - Operator Salary
 Distribution of Direct
 Salaries and Benefits
 Period Ended 03/31/07

Employee	Total	55-0264	70-0298	71-1300	74-0464	75-0700	79-0485	165-1260
		Skidaway	Carolina Wtr Serv	Util Serv of SC	Southland	United Utility Co.	Tega Cay	Wtr Serv Co of GA
Scott, Robert C.	56	0	0	0	0	56	0	0
Taylor, Michael O Neal	56	0	47	9	0	0	0	0
Trout, Bradley Leon	56	0	0	56	0	0	0	0
Whitt, Stephen R	56	0	0	3	0	0	53	0
Wright, Benjamin D	51	0	0	0	0	0	51	0
Zeise, Michael Peter	56	0	30	26	0	0	0	0
PT Brown, James C	18	0	0	0	0	18	0	0
PT Davis, Earl Jimmy	9	0	9	0	0	0	0	0
PT Franklin, Phillip L	41	0	41	0	0	0	0	0
Jackson, Robert B	56	0	0	56	0	0	0	0
Perry, Jeffrey L	25	0	15	10	0	0	0	0
Wright, John Russell	56	0	9	47	0	0	0	0
Armentrout, Mary Frances	19	4	8	3	0	1	1	1
Daniel, Carl	19	4	8	3	0	1	1	1
Gannon, Jublia B	19	4	8	3	0	1	1	1
Stanis, Veronica Marie	19	4	8	3	0	1	1	1
OTHER	70	0	70	0	0	0	0	0
Total South Carolina	<u>2,415</u>	<u>55</u>	<u>1,091</u>	<u>777</u>	<u>30</u>	<u>216</u>	<u>225</u>	<u>13</u>

WATER SERVICE CORPORATION
 SE 50 - Operator Salary
 Distribution of Direct
 Salaries and Benefits
 Period Ended 03/31/07

Employee	Total	55-0264 Skidaway	70-0298 Carolina Wtr Serv	71-1300 Util Serv of SC	74-0464 Southland	75-0700 United Utility Co.	79-0485 Tega Cay	165-1260 Wtr Serv Co of GA
SUTA								
Georgia								
Chambless, James Ashley	88	0	0	0	0	0	0	88
Christie, Charles E	88	88	0	0	0	0	0	0
Dozier, Matthew Craig	68	0	0	0	0	0	0	68
Fulcher III, Robert F	88	88	0	0	0	0	0	0
Gavin, Malcolm Earl	41	41	0	0	0	0	0	0
Gladstone, Garrett W	70	0	0	0	0	0	0	70
Harrington, Ray	88	69	0	0	0	0	0	18
Lanier, Clayton W	88	88	0	0	0	0	0	0
Medders Jr, Billy R	24	24	0	0	0	0	0	0
Moncrief, David Eugene	70	0	0	0	0	0	0	70
OTHER	(40)	(40)	0	0	0	0	0	0
Total Georgia	670	358	0	0	0	0	0	314

South Carolina

Belcastro, Joseph C	110	0	68	23	19	0	0	0
Bethel, Kim S	116	0	0	0	0	116	0	0
Bodie Sr, John Larry	116	0	89	27	0	0	0	0
Borow, Timothy M.	116	0	0	105	0	10	0	0
Bowen, Von M	116	0	111	5	0	0	0	0
Boylston, Kenneth L	116	0	0	116	0	0	0	0
Brazell, Derrick William	116	0	36	79	0	0	0	0
Carnish, Larry W	116	0	116	0	0	0	0	0
Chitwood, Larry Alton	116	0	54	0	0	62	0	0
Cook, Ralph H	116	0	116	0	0	0	0	0
Davis, Miguel B	116	0	46	30	0	0	40	0
De La Torriente, Maurice	116	0	53	42	21	0	0	0
Driggers, Marvin Henry	116	0	116	0	0	0	0	0
Elkins, Harry Benjamin	116	0	81	34	0	0	0	0
Ellinger, Bright Anthony	116	0	88	20	3	5	0	0
Forrest Jr., David Lee	116	0	105	11	0	0	0	0
Gilroy, Robert H	116	26	48	21	1	4	9	7
Gordon, Dewis Wayne	116	0	0	116	0	0	0	0
Gunter III, Charlie P.	116	0	33	20	0	63	0	0
Haas, Bruce T	116	26	48	21	1	4	9	7
Hinson, Richard F	116	0	116	0	0	0	0	0
Kyzer Jr., Ray S.	116	0	42	55	19	0	0	0
Lloyd, W Nolan	116	0	0	116	0	0	0	0
McKnight, Edwin R	116	0	0	116	0	0	0	0
Mitchell, Malcolm Aubrey	116	0	37	38	0	12	28	0
Nix, Thomas Elliott	116	26	48	21	1	4	9	7
Owens, Jason Brian	116	0	46	29	0	0	40	0
Plummer, George Randall	116	0	64	51	0	0	0	0
Porter, William Douglas	116	0	86	29	0	0	0	0
Reeder, Dana Larue	116	0	85	26	1	3	0	0
Roberts, James D	116	0	0	4	0	0	111	0
Scott, Robert C.	116	0	0	0	0	116	0	0

WATER SERVICE CORPORATION
 SE 50 - Operator Salary
 Distribution of Direct
 Salaries and Benefits
 Period Ended 03/31/07

Employee	Total	55-0264	70-0298	71-1300	74-0464	75-0700	79-0485	165-1260
		Skidaway	Carolina Wtr Serv	Util Serv of SC	Southland	United Utility Co.	Tega Cay	Wtr Serv Co of GA
Taylor, Michael O Neal	116	0	97	19	0	0	0	0
Trout, Bradley Leon	116	0	0	116	0	0	0	0
Whitt, Stephen R	116	0	0	7	0	0	109	0
Wright, Benjamin D	105	0	0	0	0	0	105	0
Zeise, Michael Peter	116	0	62	54	0	0	0	0
PT Brown, James C	36	0	0	0	0	36	0	0
PT Davis, Earl Jimmy	19	0	19	0	0	0	0	0
PT Franklin, Phillip L	85	0	85	0	0	0	0	0
Jackson, Robert B	116	0	0	116	0	0	0	0
Perry, Jeffrey L	51	0	31	20	0	0	0	0
Wright, John Russell	116	0	19	96	0	0	0	0
Armentrout, Mary Frances	36	8	15	7	0	1	3	2
Daniel, Carl	64	14	27	12	0	2	5	4
Gannon, Jublia B	64	14	27	12	0	2	5	4
Stanis, Veronica Marie	45	10	19	8	0	2	4	3
OTHER	863	0	863	0	0	0	0	0
Total South Carolina	5,752	124	2,996	1,622	66	442	477	34

WATER SERVICE CORPORATION
 SE 50 - Operator Salary
 Distribution of Direct
 Salaries and Benefits
 Period Ended 03/31/07

Employee	Total	55-0264 Skidaway	70-0298 Carolina Wtr Serv	71-1300 Util Serv of SC	74-0464 Southland	75-0700 United Utility Co.	79-0485 Tega Cay	165-1260 Wtr Serv Co of GA
Pension								
Georgia								
Chambless, James Ashley	257	0	0	0	0	0	0	257
Christie, Charles E	220	220	0	0	0	0	0	0
Dozier, Matthew Craig	134	0	0	0	0	0	0	134
Fulcher III, Robert F	203	203	0	0	0	0	0	0
Gavin, Malcolm Earl	82	82	0	0	0	0	0	0
Gladstone, Garrett W	138	0	0	0	0	0	0	138
Harrington, Ray	339	268	0	0	0	0	0	71
Lanier, Clayton W	189	189	0	0	0	0	0	0
Medders Jr, Billy R	47	47	0	0	0	0	0	0
Moncrief, David Eugene	139	0	0	0	0	0	0	139
OTHER	0	0	0	0	0	0	0	0
Total Georgia	1,748	1,009	0	0	0	0	0	739
South Carolina								
Belcastro, Joseph C	136	0	84	28	24	0	0	0
Bethel, Kim S	156	0	0	0	0	156	0	0
Bodie Sr, John Larry	279	0	215	64	0	0	0	0
Borow, Timothy M.	184	0	0	168	0	16	0	0
Bowen, Von M	205	0	196	9	0	0	0	0
Boylston, Kenneth L	199	0	0	199	0	0	0	0
Brazell, Derrick William	157	0	49	108	0	0	0	0
Carnish, Larry W	289	0	289	0	0	0	0	0
Chitwood, Larry Alton	220	0	103	0	0	117	0	0
Cook, Ralph H	251	0	251	0	0	0	0	0
Davis, Miguel B	204	0	81	53	0	0	70	0
De La Torriente, Maurice	244	0	111	89	44	0	0	0
Driggers, Marvin Henry	214	0	214	0	0	0	0	0
Elkins, Harry Benjamin	184	0	129	55	0	0	0	0
Ellinger, Bright Anthony	242	0	184	41	5	11	0	0
Forrest Jr., David Lee	152	0	138	14	0	0	0	0
Gilroy, Robert H	287	64	119	52	1	10	23	17
Gordon, Dewis Wayne	171	0	0	171	0	0	0	0
Gunter III, Charlie P.	195	0	56	33	0	106	0	0
Haas, Bruce T	535	120	222	97	3	19	42	32
Hinson, Richard F	268	0	268	0	0	0	0	0
Kyzer Jr., Ray S.	161	0	59	76	26	0	0	0
Lloyd, W Nolan	195	0	0	195	0	0	0	0
McKnight, Edwin R	158	0	0	158	0	0	0	0
Mitchell, Malcolm Aubrey	316	0	102	105	0	34	76	0
Nix, Thomas Elliott	315	71	131	57	2	11	25	19
Owens, Jason Brian	147	0	59	38	0	0	51	0
Plummer, George Randall	281	0	156	125	0	0	0	0
Porter, William Douglas	182	0	136	46	0	0	0	0
Reeder, Dana Larue	308	0	227	69	4	8	0	0
Roberts, James D	264	0	0	10	0	0	254	0
Scott, Robert C.	149	0	0	0	0	149	0	0

WATER SERVICE CORPORATION
 SE 50 - Operator Salary
 Distribution of Direct
 Salaries and Benefits
 Period Ended 03/31/07

Employee	Total	55-0264	70-0298	71-1300	74-0464	75-0700	79-0485	165-1260
		Skidaway	Carolina Wtr Serv	Util Serv of SC	Southland	United Utility Co.	Tega Cay	Wtr Serv Co of GA
Taylor, Michael O Neal	243	0	203	40	0	0	0	0
Trout, Bradley Leon	159	0	0	169	0	0	0	0
Whitt, Stephen R	172	0	0	10	0	0	162	0
Wright, Benjamin D	129	0	0	0	0	0	129	0
Zeise, Michael Peter	225	0	120	105	0	0	0	0
PT Brown, James C	0	0	0	0	0	0	0	0
PT Davis, Earl Jimmy	0	0	0	0	0	0	0	0
PT Franklin, Phillip L	0	0	0	0	0	0	0	0
Jackson, Robert B	146	0	0	146	0	0	0	0
Perry, Jeffrey L	63	0	38	25	0	0	0	0
Wright, John Russell	190	0	32	158	0	0	0	0
Armentrout, Mary Frances	68	15	28	12	0	2	5	4
Daniel, Carl	269	60	112	49	1	9	21	16
Garmon, Jublia B	127	28	53	23	1	4	10	8
Stanis, Veronica Marie	85	19	35	15	0	3	7	5
OTHER	0	0	0	0	0	0	0	0
Total South Carolina	9,134	377	4,200	2,812	111	655	875	101

WATER SERVICE CORPORATION
 SE 50 - Operator Salary
 Distribution of Direct
 Salaries and Benefits
 Period Ended 03/31/07

Employee	Total	55-0264 Skidaway	70-0298 Carolina Wtr Serv	71-1300 Util Serv of SC	74-0464 Southland	75-0700 United Utility Co.	79-0485 Tega Cay	165-1260 Wtr Serv Co of GA
401K								
Georgia								
Chambless, James Ashley	340	0	0	0	0	0	0	340
Christie, Charles E	291	291	0	0	0	0	0	0
Dozier, Matthew Craig	178	0	0	0	0	0	0	178
Fulcher III, Robert F	269	269	0	0	0	0	0	0
Gavin, Malcolm Earl	108	108	0	0	0	0	0	0
Gladstone, Garrett W	182	0	0	0	0	0	0	182
Harrington, Ray	449	355	0	0	0	0	0	94
Lanier, Clayton W	250	250	0	0	0	0	0	0
Medders Jr, Billy R	62	62	0	0	0	0	0	0
Moncrief, David Eugene	184	0	0	0	0	0	0	184
OTHER	0	0	0	0	0	0	0	0
Total Georgia	2,313	1,335	0	0	0	0	0	978
South Carolina								
Belcastro, Joseph C	180	0	111	38	31	0	0	0
Bethel, Kim S	206	0	0	0	0	206	0	0
Bodie Sr, John Larry	370	0	285	85	0	0	0	0
Borow, Timothy M.	244	0	0	223	0	21	0	0
Bowen, Von M	272	0	260	12	0	0	0	0
Boylston, Kenneth L	263	0	0	263	0	0	0	0
Brazell, Derrick William	208	0	65	143	0	0	0	0
Carnish, Larry W	382	0	382	0	0	0	0	0
Chitwood, Larry Alton	291	0	136	0	0	155	0	0
Cook, Ralph H	333	0	333	0	0	0	0	0
Davis, Miguel B	271	0	107	70	0	0	93	0
De La Torriente, Maurice	323	0	147	117	58	0	0	0
Driggers, Marvin Henry	283	0	283	0	0	0	0	0
Elkins, Harry Benjamin	244	0	171	73	0	0	0	0
Ellinger, Bright Anthony	320	0	243	55	7	15	0	0
Forrest Jr., David Lee	202	0	183	19	0	0	0	0
Gilroy, Robert H	380	85	158	69	2	13	30	23
Gordon, Dewis Wayne	226	0	0	226	0	0	0	0
Gunter III, Charlie P.	258	0	74	44	0	140	0	0
Haas, Bruce T	708	159	294	129	4	25	56	42
Hinson, Richard F	355	0	355	0	0	0	0	0
Kyzer Jr., Ray S.	213	0	78	101	35	0	0	0
Lloyd, W Nolan	258	0	0	258	0	0	0	0
McKnight, Edwin R	210	0	0	210	0	0	0	0
Mitchell, Malcolm Aubrey	419	0	135	139	0	45	101	0
Nix, Thomas Elliott	417	93	173	76	2	15	33	25
Owens, Jason Brian	194	0	77	49	0	0	57	0
Plummer, George Randall	372	0	207	165	0	0	0	0
Porter, William Douglas	240	0	179	61	0	0	0	0
Reeder, Dana Larue	408	0	300	91	5	11	0	0
Roberts, James D	350	0	0	13	0	0	337	0
Scott, Robert C.	197	0	0	0	0	197	0	0

WATER SERVICE CORPORATION
 SE 50 - Operator Salary
 Distribution of Direct
 Salaries and Benefits
 Period Ended 03/31/07

Employee	Total	55-0264 Skidaway	70-0298 Carolina Wtr Serv	71-1300 Util Serv of SC	74-0464 Southland	75-0700 United Utility Co.	79-0485 Tega Cay	165-1260 Wtr Serv Co of GA
Taylor, Michael O Neal	321	0	268	53	0	0	0	0
Trout, Bradley Leon	224	0	0	224	0	0	0	0
Whitt, Stephen R	227	0	0	13	0	0	214	0
Wright, Benjamin D	171	0	0	0	0	0	171	0
Zeise, Michael Peter	297	0	158	139	0	0	0	0
PT Brown, James C	0	0	0	0	0	0	0	0
PT Davis, Earl Jimmy	0	0	0	0	0	0	0	0
PT Franklin, Phillip L	0	0	0	0	0	0	0	0
Jackson, Robert B TERM	193	0	0	193	0	0	0	0
Perry, Jeffrey L TERM	84	0	51	33	0	0	0	0
Wright, John Russell TERM	251	0	42	209	0	0	0	0
Armentrout, Mary Frances	90	20	37	16	0	3	7	5
Daniel, Carl	357	80	148	65	2	13	28	21
Gannon, Jublia B	168	38	70	31	1	6	13	10
Stanis, Veronica Marie	112	25	46	20	1	4	9	7
OTHER	0	0	0	0	0	0	0	0
Total South Carolina	12,092	500	5,556	3,725	148	869	1,159	133

WATER SERVICE CORPORATION
 SE 50 - Operator Salary
 Distribution of Direct
 Salaries and Benefits
 Period Ended 03/31/07

Employee	Total	55-0264 Skidaway	70-0298 Carolina Wtr Serv	71-1300 Util Serv of SC	74-0464 Southland	75-0700 United Utility Co.	79-0485 Tega Cay	165-1260 Wtr Serv Co of GA
Health Insurance								
Georgia								
Chambless, James Ashley	1,313	0	0	0	0	0	0	1,313
Christie, Charles E	1,313	1,313	0	0	0	0	0	0
Dozier, Matthew Craig	1,313	0	0	0	0	0	0	1,313
Fulcher III, Robert F	1,313	1,313	0	0	0	0	0	0
Gavin, Malcolm Earl	1,313	1,313	0	0	0	0	0	0
Gladstone, Garrett W	1,313	0	0	0	0	0	0	1,313
Harrington, Ray	1,313	1,037	0	0	0	0	0	276
Lanier, Clayton W	1,313	1,313	0	0	0	0	0	0
Medders Jr, Billy R	1,313	1,313	0	0	0	0	0	0
Moncrief, David Eugene	1,313	0	0	0	0	0	0	1,313
OTHER	0	0	0	0	0	0	0	0
Total Georgia	13,130	7,602	0	0	0	0	0	5,528
South Carolina								
Belcastro, Joseph C	1,313	0	811	275	227	0	0	0
Bethel, Kim S	1,313	0	0	0	0	1,313	0	0
Bodie Sr, John Larry	1,313	0	1,010	303	0	0	0	0
Borow, Timothy M.	1,313	0	0	1,199	0	114	0	0
Bowen, Von M	1,313	0	1,257	56	0	0	0	0
Boylston, Kenneth L	1,313	0	0	1,313	0	0	0	0
Brazell, Derrick William	1,313	0	411	902	0	0	0	0
Carnish, Larry W	1,313	0	1,313	0	0	0	0	0
Chitwood, Larry Alton	1,313	0	612	0	0	701	0	0
Cook, Ralph H	1,313	0	1,313	0	0	0	0	0
Davis, Miguel B	1,313	0	520	341	0	0	452	0
De La Torriente, Maurice	1,313	0	599	477	237	0	0	0
Driggers, Marvin Henry	1,313	0	1,313	0	0	0	0	0
Elkins, Harry Benjamin	1,313	0	922	391	0	0	0	0
Ellinger, Bright Anthony	1,313	0	999	225	28	61	0	0
Forrest Jr., David Lee	1,313	0	1,192	121	0	0	0	0
Gilroy, Robert H	1,313	294	545	239	7	46	104	78
Gordon, Dewis Wayne	1,313	0	0	1,313	0	0	0	0
Gunter III, Charlie P.	1,313	0	377	222	0	714	0	0
Haas, Bruce T	1,313	294	545	239	7	46	104	78
Hinson, Richard F	1,313	0	1,313	0	0	0	0	0
Kyzer Jr., Ray S.	1,313	0	480	626	213	0	0	0
Lloyd, W Nolan	1,313	0	0	1,313	0	0	0	0
McKnight, Edwin R	1,313	0	0	1,313	0	0	0	0
Mitchell, Malcolm Aubrey	1,313	0	422	435	0	141	315	0
Nix, Thomas Elliott	1,313	294	545	239	7	46	104	78
Owens, Jason Brian	1,313	0	523	335	0	0	455	0
Plummer, George Randall	1,313	0	730	583	0	0	0	0
Porter, William Douglas	1,313	0	981	332	0	0	0	0
Reeder, Dana Larue	1,313	0	966	294	17	36	0	0
Roberts, James D	1,313	0	0	51	0	0	1,262	0
Scott, Robert C.	1,313	0	0	0	0	1,313	0	0

WATER SERVICE CORPORATION
 SE 50 - Operator Salary
 Distribution of Direct
 Salaries and Benefits
 Period Ended 03/31/07

Employee	Total	55-0264	70-0298	71-1300	74-0464	75-0700	79-0485	165-1260
		Skidaway	Carolina Wtr Serv	Util Serv of SC	Southland	United Utility Co.	Tega Cay	Wtr Serv Co of GA
Taylor, Michael O Neal	1,313	0	1,098	215	0	0	0	0
Trout, Bradley Leon	1,313	0	0	1,313	0	0	0	0
Whitt, Stephen R	1,313	0	0	74	0	0	1,239	0
Wright, Benjamin D	1,313	0	0	0	0	0	1,313	0
Zeise, Michael Peter	1,313	0	701	612	0	0	0	0
PT Brown, James C	0	0	0	0	0	0	0	0
PT Davis, Earl Jimmy	0	0	0	0	0	0	0	0
PT Franklin, Phillip L	0	0	0	0	0	0	0	0
Jackson, Robert B TERM	1,313	0	0	1,313	0	0	0	0
Perry, Jeffrey L TERM	1,313	0	793	520	0	0	0	0
Wright, John Russell TERM	1,313	0	219	1,094	0	0	0	0
Armentrout, Mary Frances	437	98	181	80	2	15	34	26
Daniel, Carl	437	98	181	80	2	15	34	26
Gannon, Jublia B	437	98	181	80	2	15	34	26
Stanis, Veronica Marie	437	98	181	80	2	15	34	26
OTHER	0	0	0	0	0	0	0	0
Total South Carolina	54,268	1,274	23,234	18,592	751	4,591	5,484	338

WATER SERVICE CORPORATION
 SE 50 - Operator Salary
 Distribution of Direct
 Salaries and Benefits
 Period Ended 03/31/07

Employee	Total	55-0264 Skidaway	70-0298 Carolina Wtr Serv	71-1300 Util Serv of SC	74-0464 Southland	75-0700 United Utility Co.	79-0485 Tega Cay	165-1260 Wtr Serv Co of GA
Other Benefits								
Georgia								
Chambless, James Ashley	91	0	0	0	0	0	0	91
Christie, Charles E	91	91	0	0	0	0	0	0
Dozier, Matthew Craig	91	0	0	0	0	0	0	91
Fulcher III, Robert F	91	91	0	0	0	0	0	0
Gavin, Malcolm Earl	91	91	0	0	0	0	0	0
Gladstone, Garrett W	91	0	0	0	0	0	0	91
Harrington, Ray	91	72	0	0	0	0	0	19
Lanier, Clayton W	91	91	0	0	0	0	0	0
Medders Jr, Billy R	91	91	0	0	0	0	0	0
Moncrief, David Eugene	91	0	0	0	0	0	0	91
OTHER	0	0	0	0	0	0	0	0
Total Georgia	910	527	0	0	0	0	0	383

South Carolina								
Belcastro, Joseph C	91	0	56	19	16	0	0	0
Bethel, Kim S	91	0	0	0	0	91	0	0
Bodie Sr, John Larry	91	0	70	21	0	0	0	0
Borow, Timothy M.	91	0	0	83	0	8	0	0
Bowen, Von M	91	0	87	4	0	0	0	0
Boylston, Kenneth L	91	0	0	91	0	0	0	0
Brazell, Derrick William	91	0	28	63	0	0	0	0
Carnish, Larry W	91	0	91	0	0	0	0	0
Chitwood, Larry Alton	91	0	42	0	0	49	0	0
Cook, Ralph H	91	0	91	0	0	0	0	0
Davis, Miguel B	91	0	36	24	0	0	31	0
De La Torriente, Maurice	91	0	42	33	16	0	0	0
Driggers, Marvin Henry	91	0	91	0	0	0	0	0
Elkins, Harry Benjamin	91	0	64	27	0	0	0	0
Ellinger, Bright Anthony	91	0	69	16	2	4	0	0
Forrest Jr., David Lee	91	0	83	8	0	0	0	0
Gilroy, Robert H	91	20	38	17	0	3	7	5
Gordon, Dewis Wayne	91	0	0	91	0	0	0	0
Gunter III, Charlie P.	91	0	26	15	0	50	0	0
Haas, Bruce T	91	20	38	17	0	3	7	5
Hinson, Richard F	91	0	91	0	0	0	0	0
Kyzer Jr., Ray S.	91	0	33	43	15	0	0	0
Lloyd, W Nolan	91	0	0	91	0	0	0	0
McKnight, Edwin R	91	0	0	91	0	0	0	0
Mitchell, Malcolm Aubrey	91	0	29	30	0	10	22	0
Nix, Thomas Elliott	91	20	38	17	0	3	7	5
Owens, Jason Brian	91	0	36	23	0	0	32	0
Plummer, George Randall	91	0	51	40	0	0	0	0
Porter, William Douglas	91	0	68	23	0	0	0	0
Reeder, Dana Larue	91	0	67	20	1	2	0	0
Roberts, James D	91	0	0	4	0	0	87	0
Scott, Robert C.	91	0	0	0	0	91	0	0

WATER SERVICE CORPORATION
 SE 50 - Operator Salary
 Distribution of Direct
 Salaries and Benefits
 Period Ended 03/31/07

Employee	Total	55-0264 Skidaway	70-0298 Carolina Wtr Serv	71-1300 Util Serv of SC	74-0464 Southland	75-0700 United Utility Co.	79-0485 Tega Cay	165-1260 Wtr Serv Co of GA
Taylor, Michael O Neal	91	0	76	15	0	0	0	0
Trout, Bradley Leon	91	0	0	91	0	0	0	0
Whitt, Stephen R	91	0	0	5	0	0	86	0
Wright, Benjamin D	91	0	0	0	0	0	91	0
Zeise, Michael Peter	91	0	49	42	0	0	0	0
PT Brown, James C	0	0	0	0	0	0	0	0
PT Davis, Earl Jimmy	0	0	0	0	0	0	0	0
PT Franklin, Phillip L	0	0	0	0	0	0	0	0
Jackson, Robert B TERM	91	0	0	91	0	0	0	0
Perry, Jeffrey L TERM	91	0	55	36	0	0	0	0
Wright, John Russell TERM	91	0	15	76	0	0	0	0
Armentrout, Mary Frances	30	7	12	5	0	1	2	2
Daniel, Carl	30	7	12	5	0	1	2	2
Gannon, Jublia B	30	7	12	5	0	1	2	2
Stanis, Veronica Marie	30	7	12	5	0	1	2	2
OTHER	0	0	0	0	0	0	0	0
Total South Carolina	3,760	88	1,608	1,287	50	318	378	23

WATER SERVICE CORPORATION
 SE 50 - Operator Salary
 Distribution of Direct
 Salaries and Benefits
 Period Ended 03/31/07

Employee	Total	140-0140	133-0123	35-0110	34-0120	135-0935
		UI of Cent NV	Sky Ranch Wtr Serv	Spring Creek	UI of Nevada	Bermuda
CUSTOMER EQUIVALENTS		9,292	578	4,030	3,175	8,738
Nevada						
Allred, Ryan Nathaniel	3,753		578		3,175	
Colwell Jr., Richard G	9,292	9,292				
Dorlack, Daniel J	25,813	9,292	578	4,030	3,175	8,738
Gomez, Gabriel	25,813	9,292	578	4,030	3,175	8,738
Johnson, Michael C	9,292	9,292				
Kolda, Ryan A.	3,753		578		3,175	
Lane, Sherrie L	9,292	9,292				
Lewis, Darrin R	3,753		578		3,175	
Maross, Maynard A	9,292	9,292				
Martorano, Anthony Vincent	9,292	9,292				
Nunez, Jose Guillermo	9,292	9,292				
Pasternak, Inessa	25,813	9,292	578	4,030	3,175	8,738
Richardson, James Francis	9,292	9,292				
Riding, Jeffrey Scott	9,292	9,292				
Rohus, Marc A	4,030			4,030		
Ruiz, Jorge Andrade	25,813	9,292	578	4,030	3,175	8,738
Van Dyke, Albert Robert	7,783		578	4,030	3,175	
Windholz, Mark	9,292	9,292				
Allison, Ryan T	4,030			4,030		
Anesin, Debra Ann	9,292	9,292				
Frieze, Robert Lee	4,030			4,030		
Kay III, James C.	4,030			4,030		
Leniz, Inaki	4,030			4,030		
Taylor, Colter Theron	4,030			4,030		
Tyler, Linda Lou	4,030			4,030		
Vanpool, David Orion	9,292	9,292				
Marotta, Tecia Lynn	46,590	9,292	578	4,030	3,175	8,738
Burris, Paul D	46,590	9,292	578	4,030	3,175	8,738
Goldsmith, Lawrence Dale	46,590	9,292	578	4,030	3,175	8,738
Wentz, Wendy S	46,590	9,292	578	4,030	3,175	8,738
OTHER	9,292	9,292				
Arizona						
Fields, Debra Sue	8,738					8,738
Kirklin, Charles Glenn	8,738					8,738
Meister, Jack Briton	8,738					8,738
Ruiz, Ramon E.	8,738					8,738
Tomlinson, Tom Carl	8,738					8,738
OTHER	8,738					8,738

WATER SERVICE CORPORATION
 SE 50 - Operator Salary
 Distribution of Direct
 Salaries and Benefits
 Period Ended 03/31/07

Employee	Total	140-0140	133-0123	35-0110	34-0120	135-0935
		UI of Cent NV	Sky Ranch Wtr Serv	Spring Creek	UI of Nevada	Bermuda
Salary Nevada						
Allred, Ryan Nathaniel	7,776	0	1,198	0	6,579	0
Colwell Jr., Richard G	15,750	15,750	0	0	0	0
Dorlack, Daniel J	22,000	7,919	493	3,435	2,706	7,447
Gomez, Gabriel	20,750	7,469	465	3,240	2,552	7,024
Johnson, Michael C	8,573	8,573	0	0	0	0
Kolda, Ryan A.	6,482	0	998	0	5,484	0
Lane, Sherrie L	8,320	8,320	0	0	0	0
Lewis, Darrin R	9,040	0	1,392	0	7,648	0
Maross, Maynard A	13,960	13,960	0	0	0	0
Martorano, Anthony Vincent	8,720	8,720	0	0	0	0
Munez, Jose Guillermo	14,279	14,279	0	0	0	0
Pasternak, Inessa	4,050	1,458	91	632	498	1,371
Richardson, James Francis	8,443	8,443	0	0	0	0
Riding, Jeffrey Scott	9,586	9,586	0	0	0	0
Rohus, Marc A	8,967	0	0	8,967	0	0
Ruiz, Jorge Andrade	17,121	6,163	383	2,673	2,106	5,796
Van Dyke, Albert Robert	13,677	0	1,016	7,082	5,579	0
Windholz, Mark	12,394	12,394	0	0	0	0
Allison, Ryan T	5,432	0	0	5,432	0	0
Anesin, Debra Ann	576	576	0	0	0	0
Frieze, Robert Lee	9,487	0	0	9,487	0	0
Kay III, James C.	5,388	0	0	5,388	0	0
Leniz, Inaki	2,592	0	0	2,592	0	0
Taylor, Colter Theron	233	0	0	233	0	0
Tyler, Linda Lou	12,638	0	0	12,638	0	0
Vanpool, David Orion	3,599	3,599	0	0	0	0
Marotta, Tecia Lynn	9,588	1,912	119	829	653	1,798
Burris, Paul D	37,519	7,483	465	3,245	2,557	7,037
Goldsmith, Lawrence Dale	18,500	3,690	230	1,600	1,261	3,470
Wentz, Wendy S	16,250	3,241	202	1,406	1,107	3,048
OTHER	(983)	(983)	0	0	0	0
Total Nevada	330,707	142,552	7,052	68,879	38,730	36,991
Salary Arizona						
Fields, Debra Sue	13,495	0	0	0	0	13,495
Kirklín, Charles Glenn	9,626	0	0	0	0	9,626
Meister, Jack Briton	11,432	0	0	0	0	11,432
Ruiz, Ramon E.	8,789	0	0	0	0	8,789
Tomlinson, Tom Carl	8,223	0	0	0	0	8,223
OTHER	3,292	0	0	0	0	3,292
Total Arizona	54,856	0	0	0	0	54,857

WATER SERVICE CORPORATION
 SE 50 - Operator Salary
 Distribution of Direct
 Salaries and Benefits
 Period Ended 03/31/07

Employee	Total	140-0140 UI of Cent NV	133-0123 Sky Ranch Wcr Serv	35-0110 Spring Creek	34-0120 UI of Nevada	135-0935 Bermuda
FLCA						
Nevada						
Allred, Ryan Nathaniel	595	0	92	0	503	0
Colwell Jr., Richard G	1,205	1,205	0	0	0	0
Dorlack, Daniel J	1,683	606	38	263	207	570
Gomez, Gabriel	1,587	571	36	248	195	537
Johnson, Michael C	656	656	0	0	0	0
Kolda, Ryan A.	496	0	76	0	420	0
Lane, Sherrie L	636	636	0	0	0	0
Lewis, Darrin R	692	0	107	0	585	0
Maross, Maynard A	1,068	1,068	0	0	0	0
Martorano, Anthony Vincent	667	667	0	0	0	0
Nunez, Jose Guillermo	1,092	1,092	0	0	0	0
Pasternak, Inessa	310	112	7	48	38	105
Richardson, James Francis	646	646	0	0	0	0
Riding, Jeffrey Scott	733	733	0	0	0	0
Rohus, Marc A	686	0	0	686	0	0
Ruiz, Jorge Andrade	1,310	472	29	205	161	443
Van Dyke, Albert Robert	1,045	0	78	542	427	0
Windholz, Mark	948	948	0	0	0	0
Allison, Ryan T	416	0	0	416	0	0
Anesin, Debra Ann	44	44	0	0	0	0
Frieze, Robert Lee	726	0	0	726	0	0
Kay III, James C.	412	0	0	412	0	0
Leniz, Inaki	198	0	0	198	0	0
Taylor, Colter Theron	18	0	0	18	0	0
Tyler, Linda Lou	967	0	0	967	0	0
Vanpool, David Orion	275	275	0	0	0	0
Marotta, Tecia Lynn	733	146	9	63	50	137
Burris, Paul D	2,870	572	36	248	196	538
Goldsmith, Lawrence Dale	1,415	282	18	122	96	265
Wentz, Wendy S	1,243	248	15	108	85	233
OTHER	(487)	(487)	0	0	0	0
Total Nevada	24,886	10,492	541	5,270	2,963	2,828
Arizona						
Fields, Debra Sue	1,032	0	0	0	0	1,032
Kirklin, Charles Glenn	736	0	0	0	0	736
Meister, Jack Briton	875	0	0	0	0	875
Ruiz, Ramon E.	672	0	0	0	0	672
Tomlinson, Tom Carl	629	0	0	0	0	629
OTHER	127	0	0	0	0	127
Total Arizona	4,071	0	0	0	0	4,071

WATER SERVICE CORPORATION
 SE 50 - Operator Salary
 Distribution of Direct
 Salaries and Benefits
 Period Ended 03/31/07

Employee	Total	140-0140 UI of Cent NV	133-0123 Sky Ranch Wtr Serv	35-0110 Spring Creek	34-0120 UI of Nevada	135-0935 Bermuda
FWTA						
Nevada						
Allred, Ryan Nathaniel	56	0	9	0	47	0
Colwell Jr., Richard G	56	56	0	0	0	0
Dorlack, Daniel J	56	20	1	9	7	19
Gomez, Gabriel	56	20	1	9	7	19
Johnson, Michael C	56	56	0	0	0	0
Kolda, Ryan A.	52	0	8	0	44	0
Lane, Sherrrie L	56	56	0	0	0	0
Lewis, Darrin R	56	0	9	0	47	0
Maross, Maynard A	56	56	0	0	0	0
Martorano, Anthony Vincent	56	56	0	0	0	0
Nunez, Jose Guillermo	56	56	0	0	0	0
Pasternak, Inessa	32	12	1	5	4	11
Richardson, James Francis	56	56	0	0	0	0
Riding, Jeffrey Scott	56	56	0	0	0	0
Rohus, Marc A	56	0	0	56	0	0
Ruiz, Jorge Andrade	56	20	1	9	7	19
Van Dyke, Albert Robert	56	0	4	29	23	0
Windholz, Mark	56	56	0	0	0	0
Allison, Ryan T	43	0	0	43	0	0
Anesin, Debra Ann	5	5	0	0	0	0
Frieze, Robert Lee	56	0	0	56	0	0
Kay III, James C.	43	0	0	43	0	0
Leniz, Inaki	21	0	0	21	0	0
Taylor, Colter Theron	2	0	0	2	0	0
Tyler, Linda Lou	56	0	0	56	0	0
Vanpool, David Orion	29	29	0	0	0	0
Marotta, Tecia Lynn	56	11	1	5	4	11
Burris, Paul D	56	11	1	5	4	11
Goldsmith, Lawrence Dale	56	11	1	5	4	11
Wentz, Wendy S	56	11	1	5	4	11
OTHER	(102)	(102)	0	0	0	0
Total Nevada	1,357	552	38	358	202	112
Arizona						
Fields, Debra Sue	56	0	0	0	0	56
Kirklin, Charles Glenn	56	0	0	0	0	56
Meister, Jack Briton	56	0	0	0	0	56
Ruiz, Ramon E.	56	0	0	0	0	56
Tomlinson, Tom Carl	56	0	0	0	0	56
OTHER	4	0	0	0	0	4
Total Arizona	284	0	0	0	0	284

WATER SERVICE CORPORATION
 SE 50 - Operator Salary
 Distribution of Direct
 Salaries and Benefits
 Period Ended 03/31/07

Employee	Total	140-0140 UI of Cent NV	133-0123 Sky Ranch Wtr Serv	35-0110 Spring Creek	34-0120 UI of Nevada	135-0935 Bermuda
SUTA						
Nevada						
Allred, Ryan Nathaniel	93	0	14	0	79	0
Colwell Jr., Richard G	189	189	0	0	0	0
Dorlack, Daniel J	264	95	6	41	32	89
Gomez, Gabriel	249	90	6	39	31	84
Johnson, Michael C	103	103	0	0	0	0
Kolda, Ryan A.	78	0	12	0	66	0
Lane, Sherrie L	100	100	0	0	0	0
Lewis, Darrin R	108	0	17	0	92	0
Maross, Maynard A	168	168	0	0	0	0
Martorano, Anthony Vincent	105	105	0	0	0	0
Nunez, Jose Guillermo	171	171	0	0	0	0
Pasternak, Inessa	49	17	1	8	6	16
Richardson, James Francis	101	101	0	0	0	0
Riding, Jeffrey Scott	115	115	0	0	0	0
Rohus, Marc A	108	0	0	108	0	0
Ruiz, Jorge Andrade	205	74	5	32	25	70
Van Dyke, Albert Robert	164	0	12	85	67	0
Windholz, Mark	149	149	0	0	0	0
Allison, Ryan T	65	0	0	65	0	0
Anesin, Debra Ann	7	7	0	0	0	0
Frieze, Robert Lee	114	0	0	114	0	0
Kay III, James C.	65	0	0	65	0	0
Leniz, Inaki	31	0	0	31	0	0
Taylor, Colter Theron	3	0	0	3	0	0
Tyler, Linda Lou	152	0	0	152	0	0
Vanpool, David Orion	43	43	0	0	0	0
Marotta, Tecia Lynn	115	23	1	10	8	22
Burris, Paul D	288	57	4	25	20	54
Goldsmith, Lawrence Dale	222	44	3	19	15	42
Wentz, Wendy S	195	39	2	17	13	37
OTHER	(98)	(98)	0	0	0	0
Total Nevada	3,720	1,592	83	814	454	414
Arizona						
Fields, Debra Sue	46	0	0	0	0	46
Kirklin, Charles Glenn	46	0	0	0	0	46
Meister, Jack Briton	46	0	0	0	0	46
Ruiz, Ramon E.	46	0	0	0	0	46
Tomlinson, Tom Carl	46	0	0	0	0	46
OTHER	5	0	0	0	0	5
Total Arizona	236	0	0	0	0	235

WATER SERVICE CORPORATION
 SE 50 - Operator Salary
 Distribution of Direct
 Salaries and Benefits
 Period Ended 03/31/07

Employee	Total	140-0140	133-0123	35-0110	34-0120	135-0935
		UI of Cent NV	Sky Ranch Wtr Serv	Spring Creek	UI of Nevada	Bermuda
PENSION						
Nevada						
Allred, Ryan Nathaniel	159	0	24	0	135	0
Colwell Jr., Richard G	321	321	0	0	0	0
Dorlack, Daniel J	449	162	10	70	55	152
Gomez, Gabriel	423	152	9	66	52	143
Johnson, Michael C	175	175	0	0	0	0
Kolda, Ryan A.	132	0	20	0	112	0
Lane, Sherrie L	170	170	0	0	0	0
Lewis, Darrin R	184	0	28	0	156	0
Maross, Maynard A	285	285	0	0	0	0
Martorano, Anthony Vincent	178	178	0	0	0	0
Nunez, Jose Guillermo	291	291	0	0	0	0
Pasternak, Inessa	83	30	2	13	10	28
Richardson, James Francis	172	172	0	0	0	0
Riding, Jeffrey Scott	196	196	0	0	0	0
Rohus, Marc A	183	0	0	183	0	0
Ruiz, Jorge Andrade	349	126	8	54	43	118
Van Dyke, Albert Robert	279	0	21	144	114	0
Windholz, Mark	253	253	0	0	0	0
Allison, Ryan T	111	0	0	111	0	0
Anesin, Debra Ann	12	12	0	0	0	0
Frieze, Robert Lee	194	0	0	194	0	0
Kay III, James C.	110	0	0	110	0	0
Leniz, Inaki	53	0	0	53	0	0
Taylor, Colter Theron	5	0	0	5	0	0
Tyler, Linda Lou	258	0	0	258	0	0
Vanpool, David Orion	73	73	0	0	0	0
Marotta, Tecia Lynn	196	39	2	17	13	37
Burris, Paul D	765	153	9	66	52	143
Goldsmith, Lawrence Dale	377	75	5	33	26	71
Wentz, Wendy S	332	66	4	29	23	62
OTHER	0	0	0	0	0	0
Total Nevada	6,768	2,929	142	1,406	791	754
Arizona						
Fields, Debra Sue	275	0	0	0	0	275
Kirklin, Charles Glenn	196	0	0	0	0	196
Meister, Jack Briton	233	0	0	0	0	233
Ruiz, Ramon E.	179	0	0	0	0	179
Tomlinson, Tom Carl	168	0	0	0	0	168
OTHER	0	0	0	0	0	0
Total Arizona	1,051	0	0	0	0	1,051

WATER SERVICE CORPORATION
 SE 50 - Operator Salary
 Distribution of Direct
 Salaries and Benefits
 Period Ended 03/31/07

Employee	Total	140-0140 UI of Cent NV	133-0123 Sky Ranch Wtr Serv	35-0110 Spring Creek	34-0120 UI of Nevada	135-0935 Bermuda
401K						
Nevada						
Allred, Ryan Nathaniel	210	0	32	0	178	0
Colwell Jr., Richard G	425	425	0	0	0	0
Dorlack, Daniel J	594	214	13	93	73	201
Gomez, Gabriel	560	202	13	87	69	190
Johnson, Michael C	231	231	0	0	0	0
Kolda, Ryan A.	175	0	27	0	148	0
Lane, Sherrie L	225	225	0	0	0	0
Lewis, Darrin R	244	0	38	0	206	0
Maross, Maynard A	377	377	0	0	0	0
Martorano, Anthony Vincent	235	235	0	0	0	0
Nunez, Jose Guillermo	386	386	0	0	0	0
Pasternak, Inessa	109	39	2	17	13	37
Richardson, James Francis	228	228	0	0	0	0
Riding, Jeffrey Scott	259	259	0	0	0	0
Rohus, Marc A	242	0	0	242	0	0
Ruiz, Jorge Andrade	462	166	10	72	57	156
Van Dyke, Albert Robert	369	0	27	191	151	0
Windholz, Mark	335	335	0	0	0	0
Allison, Ryan T	147	0	0	147	0	0
Anesin, Debra Ann	16	16	0	0	0	0
Frieze, Robert Lee	256	0	0	256	0	0
Kay III, James C.	145	0	0	145	0	0
Leniz, Inaki	70	0	0	70	0	0
Taylor, Colter Theron	6	0	0	6	0	0
Tyler, Linda Lou	341	0	0	341	0	0
Vanpool, David Orion	97	97	0	0	0	0
Marotta, Tecia Lynn	259	52	3	22	18	49
Burris, Paul D	1,013	202	13	88	69	190
Goldsmith, Lawrence Dale	500	100	6	43	34	94
Wentz, Wendy S	439	88	5	38	30	82
OTHER	0	0	0	0	0	0
Total Nevada	8,955	3,877	189	1,858	1,046	999
Arizona						
Fields, Debra Sue	364	0	0	0	0	364
Kirklin, Charles Glenn	260	0	0	0	0	260
Meister, Jack Briton	309	0	0	0	0	309
Ruiz, Ramon E.	237	0	0	0	0	237
Tomlinson, Tom Carl	222	0	0	0	0	222
OTHER	0	0	0	0	0	0
Total Arizona	1,392	0	0	0	0	1,392

WATER SERVICE CORPORATION
 SE 50 - Operator Salary
 Distribution of Direct
 Salaries and Benefits
 Period Ended 03/31/07

Employee	Total	140-0140 UI of Cent NV	133-0123 Sky Ranch Wtr Serv	35-0110 Spring Creek	34-0120 UI of Nevada	135-0935 Bermuda
HEALTH INSURANCE						
Nevada						
Allred, Ryan Nathaniel	1,313	0	202	0	1,111	0
Colwell Jr., Richard G	1,313	1,313	0	0	0	0
Dorlack, Daniel J	1,313	473	29	205	161	444
Gomez, Gabriel	1,313	473	29	205	161	444
Johnson, Michael C	1,313	1,313	0	0	0	0
Kolda, Ryan A.	1,313	0	202	0	1,111	0
Lane, Sherrie L	1,313	1,313	0	0	0	0
Lewis, Darrin R	1,313	0	202	0	1,111	0
Maross, Maynard A	1,313	1,313	0	0	0	0
Martorano, Anthony Vincent	1,313	1,313	0	0	0	0
Nunez, Jose Guillermo	1,313	1,313	0	0	0	0
Pasternak, Inessa	1,313	473	29	205	161	444
Richardson, James Francis	1,313	1,313	0	0	0	0
Riding, Jeffrey Scott	1,313	1,313	0	0	0	0
Rohus, Marc A	1,313	0	0	1,313	0	0
Ruiz, Jorge Andrade	1,313	473	29	205	161	444
Van Dyke, Albert Robert	1,313	0	98	680	536	0
Windholz, Mark	1,313	1,313	0	0	0	0
Allison, Ryan T	1,313	0	0	1,313	0	0
Anesin, Debra Ann	1,313	1,313	0	0	0	0
Frieze, Robert Lee	1,313	0	0	1,313	0	0
Kay III, James C.	1,313	0	0	1,313	0	0
Leniz, Inaki	1,313	0	0	1,313	0	0
Taylor, Colter Theron	1,313	0	0	1,313	0	0
Tyler, Linda Lou	1,313	0	0	1,313	0	0
Vanpool, David Orion	1,313	1,313	0	0	0	0
Marotta, Tecia Lynn	1,313	262	16	114	89	246
Burris, Paul D	1,313	262	16	114	89	246
Goldsmith, Lawrence Dale	1,313	262	16	114	89	246
Wentz, Wendy S	1,313	262	16	114	89	246
OTHER	0	0	0	0	0	0
Total Nevada	39,390	17,383	884	11,147	4,869	2,760
Arizona						
Fields, Debra Sue	1,313	0	0	0	0	1,313
Kirklín, Charles Glenn	1,313	0	0	0	0	1,313
Meister, Jack Briton	1,313	0	0	0	0	1,313
Ruiz, Ramon E.	1,313	0	0	0	0	1,313
Tomlinson, Tom Carl	1,313	0	0	0	0	1,313
OTHER	0	0	0	0	0	0
Total Arizona	6,565	0	0	0	0	6,565

WATER SERVICE CORPORATION
 SE 50 - Operator Salary
 Distribution of Direct
 Salaries and Benefits
 Period Ended 03/31/07

Employee	Total	140-0140	133-0123	35-0110	34-0120	135-0935
		UI of Cent NV	Sky Ranch Wtr Serv	Spring Creek	UI of Nevada	Bermuda
OTHER BENEFITS						
Nevada						
Allred, Ryan Nathaniel	91	0	14	0	77	0
Colwell Jr., Richard G	91	91	0	0	0	0
Dorlack, Daniel J	91	33	2	14	11	31
Gomez, Gabriel	91	33	2	14	11	31
Johnson, Michael C	91	91	0	0	0	0
Kolda, Ryan A.	91	0	14	0	77	0
Lane, Sherrie L	91	91	0	0	0	0
Lewis, Darrin R	91	0	14	0	77	0
Maross, Maynard A	91	91	0	0	0	0
Martorano, Anthony Vincent	91	91	0	0	0	0
Nunez, Jose Guillermo	91	91	0	0	0	0
Pasternak, Inessa	91	33	2	14	11	31
Richardson, James Francis	91	91	0	0	0	0
Riding, Jeffrey Scott	91	91	0	0	0	0
Rohus, Marc A	91	0	0	91	0	0
Ruiz, Jorge Andrade	91	33	2	14	11	31
Van Dyke, Albert Robert	91	0	7	47	37	0
Windholz, Mark	91	91	0	0	0	0
Allison, Ryan T	91	0	0	91	0	0
Anesin, Debra Ann	91	91	0	0	0	0
Frieze, Robert Lee	91	0	0	91	0	0
Kay III, James C.	91	0	0	91	0	0
Leniz, Inaki	91	0	0	91	0	0
Taylor, Colter Theron	91	0	0	91	0	0
Tyler, Linda Lou	91	0	0	91	0	0
Vanpool, David Orion	91	91	0	0	0	0
Marotta, Tecia Lynn	91	18	1	8	6	17
Burris, Paul D	91	18	1	8	6	17
Goldsmith, Lawrence Dale	91	18	1	8	6	17
Wentz, Wendy S	91	18	1	8	6	17
OTHER	0	0	0	0	0	0
Total Nevada	2,730	1,205	61	772	336	192
Arizona						
Fields, Debra Sue	91	0	0	0	0	91
Kirklin, Charles Glenn	91	0	0	0	0	91
Meister, Jack Briton	91	0	0	0	0	91
Ruiz, Ramon E.	91	0	0	0	0	91
Tomlinson, Tom Carl	91	0	0	0	0	91
OTHER	0	0	0	0	0	0
Total Arizona	455	0	0	0	0	455

WATER SERVICE CORPORATION
 SE 50 - Operator Salary
 Distribution of Direct
 Salaries and Benefits
 Period Ended 03/31/07

Employee	Total	61-0646	62-0641	64-0643	66-0644	67-0647	68-0648	69-0649	72-0672	73-0673	88-0645	89-0660	90-0600
		Tierre Verde	Lake Placid	East Lake	Pebble Creek	Alafaya Utilities	UI of Longwood	Wedge- field	Cypress Lakes	UI of Eagle Ridge	Mid- County	Lake Utilities	UI of Florida
Customer Equivalents		508	240	909	2,211	7,319	1,806	2,313	1,773	2,532	2,075	9,912	8,123
Abendroth, Thomas W	19,176												2,713
Adkins, Jack	8,123												8,123
Alday, Christopher Thomas	14,984					7,319	1,806	2,313					3,546
Alday, James Roger	7,319					7,319							
Anderson, Daniel S	2,649												
Austin Jr, Arthur Charles	9,912											9,912	
Becker, Jeffrey S	2,883												
Bishop, Alvin Michael	526												
Blasco, Christopher J	11,994												
Borntrager, Jason S	3,120			909	2,211							9,912	
Bosque, Ralph Alvarez	9,912											9,912	
Buono, Robert A	3,352										3,352		
Cardinal, Anthony Allen	8,123												8,123
Carver, Nathaniel Q.	31,447					7,319	1,806	2,313					3,546
Coates, Bill	12,561											9,912	567
Coffee Jr., John B	5,859							2,313					3,546
Cook, James H	526												
Cooper, Robert K	19,104						1,806						835
Ebert, Shawn M	19,176												2,713
Eskew, James Franklin	1,642												
Finch, Allan	8,123												8,123
Finehirsh, Jeffrey S	3,352												
Flynn, Patrick C	67,898	1,205	240	909	2,211	7,319	1,806	2,313	1,773	2,532	3,352	9,912	8,123
Garcia Jr, Ismael	2,532										2,532		
Gentilucci, Domenic Vincent	13,546											9,912	567
Godwin, Patrick Lynsey	985												
Golembeski, Ed P.	2,532												
Gongre, Bryan Keith	43,441					7,319	1,806	2,313		2,532			
Goodwin, Douglas L	16,463											9,912	3,546
Gray, Roger A	2,313							2,313					
Griffin, Brent Allen	19,104						1,806						835
Gunther, Mathew Joseph	3,352										3,352		
Habery, Stephen J	8,123												8,123
Hamilton, Don L	1,773								1,773				
Hampton, Jerome	7,319					7,319							
Harden, Tyler Andrew	2,883												
Harper, Scott A	1,167												
Hogue, Raymond Harry	23,782					7,319							
Hollister, Jimmie H	19,104						1,806						835
Holsapple, Roger E	2,313							2,313					
Johnson, Robert Dean	9,912											9,912	
Keys, Thomas Eugene	16,463												
Kuhns, Joseph M	2,211				2,211								
Learned, Scott C	9,632					7,319		2,313					
Ledwell, Leonard E	9,912											9,912	
Lisle Jr., John Dayton	2,097												
Lorenzo, Alexander	20,009												
Marinelli, John Allen	31,447					7,319	1,806	2,313					3,546
McPeeks, Jeffrey	2,883												3,546
McPhee, Allison Stevenson	2,082												
Monat, Michael Paul	985												
Morrell, Matthew J	19,176												2,713
Neal, William Lee	15,154	1,205		909	2,211				1,773		3,352		4,011
Overton, Michael A	9,632					7,319		2,313					
Parrish, Raymond Alan	11,994												
Pendarvis, James Howard	19,176											9,912	
Pfouts, Steve L.	9,912											9,912	2,713
Phillips, Christopher R	14,984					7,319	1,806	2,313					3,546
Pinder, Jeffrey	19,176												2,713

WATER SERVICE CORPORATION
 SE 50 - Operator Salary
 Distribution of Direct
 Salaries and Benefits
 Period Ended 03/31/07

Employee	91-0640 Miles Grant	101-0680 Sanlando Util Corp	107-0691 Pennbrooke	103-0690 UI Sandalhaven	104-0694 Bayside Util Serv	105-0695 South Gate UI	106-0693 Labrador	094-0002 Irrg Co	108-0692 UI Hutchinson	109-0699 Sandy Creek
Customer Equivalents	1,642	16,463	2,082	985	244	2,883	1,167	161	294	282
Abendroth, Thomas W		16,463								
Adkins, Jack										
Alday, Christopher Thomas										
Alday, James Roger										
Anderson, Daniel S			2,082							
Austin Jr., Arthur Charles										
Becker, Jeffrey S										
Bishop, Alvin Michael						2,883				
Blasco, Christopher J					244					282
Borntrager, Jason S			2,082							
Bosque, Ralph Alvarez										
Buono, Robert A										
Cardinal, Anthony Allen										
Carver, Nathaniel Q.		16,463								
Coatas, Bill			2,082							
Coffee Jr., John B										
Cook, James H										
Cooper, Robert K		16,463								282
Ebert, Shawn M		16,463								
Eskew, James Franklin	1,642									
Finch, Allan										
Finehirsh, Jeffrey S										
Flynn, Patrick C	1,642	16,463	2,082	985	244	2,883	1,167	161	294	282
Garcia Jr., Ismael										
Gentilucci, Domenic Vincent			2,082	985						
Godwin, Patrick Lynsey				985						
Golembeski, Ed P.										
Gongre, Bryan Keith		16,463	2,082							
Goodwin, Douglas L		16,463								
Gray, Roger A										
Griffin, Brent Allen		16,463								
Gunther, Mathew Joseph										
Habery, Stephen J										
Hamilton, Don L										
Hampton, Jerome										
Harden, Tyler Andrew						2,883				
Harper, Scott A							1,167			
Hogue, Raymond Harry		16,463								
Hollister, Jimmie H		16,463								
Holsapple, Roger E										
Johnson, Robert Dean										
Keys, Thomas Eugene		16,463								
Kuhns, Joseph M										
Learned, Scott C										
Ledwell, Leonard E										
Lisle Jr., John Dayton	1,642									
Lorenzo, Alexander		16,463						161	294	
Marinelli, John Allen		16,463								
McPeeks, Jeffrey										
McPhee, Allison Stevenson			2,082			2,883				
Monat, Michael Paul				985						
Morrell, Matthew J		16,463								
Neal, William Lee										
Overton, Michael A					244		1,167			282
Parrish, Raymond Alan			2,082							
Pendarvis, James Howard		16,463								
Pfouts, Steve L.										
Phillips, Christopher R										
Pinder, Jeffrey		16,463								

WATER SERVICE CORPORATION
 SE 50 - Operator Salary
 Distribution of Direct
 Salaries and Benefits
 Period Ended 03/31/07

Employee	Total	61-0646 Tierre Verde	62-0641 Lake Placid	64-0643 East Lake	66-0644 Pebble Creek	67-0647 Alafaya Utilities	68-0648 UI of Longwood	69-0649 Wedge- field	72-0672 Cypress Lakes	73-0673 UI of Eagle Ridge	88-0645 Mid- County	89-0660 Lake Utilities	90-0600 UI of Florida
Remigio, Roberto Villamin	16,463												
Roberts Jr., Eddie Eugene	16,463												
Schneider, Keith C	8,123												8,123
Schwades, Charles Grayling	12,561											9,912	567
Shoffstall, David Eugene	1,773								1,773				
Shue, Mickey A	19,611							2,313					835
Sillitoe, Kathy Ann	31,447					7,319	1,806	2,313					3,546
Smith, Donald Dale	9,912											9,912	
Stefano, Barry Lee	2,097												
Stewart, Malcolm S	8,737		240										
Sudol, Corey F	23,782					7,319				2,532			
Swegheimer, James A	16,463												
Szczepkowski, Stephen A	3,352												
Taylor, Donald Edward	9,632					7,319		2,313			3,352		
Vanmeter Jr, Nathan Z	1,806						1,806						
Watkins, Cedric D	9,912											9,912	
White, Ronald D	19,104						1,806						835
Wierzbicki, Anthony	22,269	1,205	240	909	2,211			1,773	2,532	3,352			4,011
Williams, Elisa Matarlo	16,463												
Wilson, Michael A	22,269	1,205	240	909	2,211			1,773	2,532	3,352			4,011
Wright, Thomas Leroy	9,912											9,912	
PT Carroll, James Edward	11,994											9,912	
PT Cooks, Barner Lee	TERM 11,994											9,912	
PT Hoff, Harry E	TERM 3,120			909	2,211							9,912	
PT Johns, Ralph	3,352										3,352		
PT Sillitoe, Terry Wayne	20,009												3,546
PT Volz, Robert W.	TERM 18,790												2,327
PT Woodside, Michael	1,642												
Callahan, Robert L	TERM 9,912											9,912	
Casalina, Nicholas Paul	TERM 1,642												
Didonato, Michael Angelo	TERM 2,532												
Ebert, Harold B	TERM 16,463									2,532			
Mericle, Roy J	TERM 16,463												
Quinlan II, Frederick E	TERM 19,331						1,806						1,062
Radcliff, Max Lee	TERM 2,532									2,532			
Rainey, Shantavious Simone	TERM 1,167												
Woodard, Saint P	TERM 16,463												
Zubek, Carl Andrew	TERM 7,319					7,319							
Bonagura, John F	67,898	1,205	240	909	2,211	7,319	1,806	2,313	1,773	2,532	3,352	9,912	8,123
Haws, Scotty Lee	67,898	1,205	240	909	2,211	7,319	1,806	2,313	1,773	2,532	3,352	9,912	8,123
Hoy, John Patrick	67,898	1,205	240	909	2,211	7,319	1,806	2,313	1,773	2,532	3,352	9,912	8,123
	16,463												

109-0699
Sandy
Creek

62-0641 Lake Placid	64-0643 East Lake	66-0644 Pebble Creek	67-0647 Alafaya Utilities	68-0648 UI of Longwood	69-0649 Wedge- field	72-0672 Cypress Lakes	73-0673 UI of Eagle Ridge	88-0645 Mid- County	89-0660 Lake Utilities	90-0600 UI of Florida	
0	0	0	0	0	0	0	0	0	0	1,085	
0	0	0	0	0	0	0	0	0	0	8,174	
0	0	0	0	2,518	621	796	0	0	0	1,220	
0	0	0	0	7,634	0	0	0	0	0	0	
0	0	0	0	0	0	0	0	0	0	2,155	
0	0	0	0	0	0	0	0	0	7,496	0	
0	0	0	0	0	0	0	0	0	0	0	
0	0	0	0	0	0	0	0	0	0	0	
0	0	0	0	0	0	0	0	0	5,343	0	
0	0	2,312	5,625	0	0	0	0	0	0	0	
0	0	0	0	0	0	0	0	0	6,492	0	
0	0	0	0	0	0	0	0	8,818	0	0	
0	0	0	0	0	0	0	0	0	0	7,334	
0	0	0	0	3,491	861	1,103	0	0	0	1,691	
0	0	0	0	0	0	0	0	0	12,251	701	
0	0	0	0	0	0	3,433	0	0	0	5,262	
0	0	0	0	0	0	0	0	0	0	0	
0	0	0	0	0	544	0	0	0	0	298	
0	0	0	0	0	0	0	0	0	0	909	
0	0	0	0	0	0	0	0	0	0	0	
0	0	0	0	0	0	0	0	0	0	8,281	
0	0	0	0	0	0	0	0	8,219	0	0	
34	96	365	889	2,943	726	930	713	1,018	1,348	3,985	3,266
0	0	0	0	0	0	0	0	10,567	0	0	0
0	0	0	0	0	0	0	0	0	0	8,443	483
0	0	0	0	0	0	0	0	0	0	0	0
0	0	0	0	0	0	0	10,036	0	0	0	0
0	0	0	0	3,096	764	978	0	0	0	4,193	1,500
0	0	0	0	0	0	0	0	0	0	0	0
0	0	0	0	0	0	8,877	0	0	0	0	0
0	0	0	0	0	78	0	0	0	0	0	36
0	0	0	0	0	0	0	0	0	9,734	0	0
0	0	0	0	0	0	0	0	0	0	0	12,211
0	0	0	0	0	0	6,324	0	0	0	0	0
0	0	0	0	9,258	0	0	0	0	0	0	0
0	0	0	0	0	0	0	0	0	0	0	0
0	0	0	0	0	0	0	0	0	0	0	0
0	0	0	0	2,582	0	0	0	0	0	0	0
0	0	0	0	0	638	0	0	0	0	0	295
0	0	0	0	0	0	11,982	0	0	0	0	0
0	0	0	0	0	0	0	0	0	1,498	0	0
0	0	0	0	0	0	0	0	0	0	0	0
0	0	0	10,728	0	0	0	0	0	0	0	0
0	0	0	0	4,685	0	1,481	0	0	0	0	0
0	0	0	0	0	0	0	0	0	0	6,966	0
0	0	0	0	0	0	0	0	0	0	0	0
0	0	0	0	0	0	0	0	0	0	0	1,942
0	0	0	0	3,320	819	1,049	0	0	0	0	1,608
0	0	0	0	0	0	0	0	0	0	0	0
0	0	0	0	0	0	0	0	0	0	0	0
0	0	0	0	0	0	0	0	0	0	0	880
0	0	747	1,818	0	0	1,458	0	2,756	0	0	3,298
0	0	0	0	5,472	0	1,729	0	0	0	0	0
0	0	0	0	0	0	0	0	0	7,044	0	0
0	0	0	0	0	0	0	0	0	0	0	830
0	0	0	0	0	0	0	0	0	9,775	0	0
0	0	0	0	3,552	877	1,123	0	0	0	0	1,721
0	0	0	0	0	0	0	0	0	0	0	1,526

282

282

282

282

282

WATER SERVICE CORPORATION
 SE 50 - Operator Salary
 Distribution of Direct
 Salaries and Benefits

Period Ended 03/31/07

Employee	91-0640 Miles Grant	101-0680 Sanlando Util Corp	107-0691 Pennbrooke	103-0690 UI Sandalhaven	104-0694 Bayside Util Serv	105-0695 South Gate UI	106-0693 Labrador	094-0002 Irrg Co	108-0692 UI Hutchinson	109-0699 Sandy Creek
Abendroth, Thomas W	0	6,583	0	0	0	0	0	0	0	0
Adkins, Jack	0	0	0	0	0	0	0	0	0	0
Alday, Christopher Thomas	0	0	0	0	0	0	0	0	0	0
Alday, James Roger	0	0	0	0	0	0	0	0	0	0
Anderson, Daniel S	0	0	7,914	0	0	0	0	0	0	0
Austin Jr, Arthur Charles	0	0	0	0	0	0	0	0	0	0
Becker, Jeffrey S	0	0	0	0	0	9,665	0	0	0	0
Bishop, Alvin Michael	0	0	0	0	3,622	0	0	0	0	4,186
Blasco, Christopher J	0	0	1,122	0	0	0	0	0	0	0
Borntrager, Jason S	0	0	0	0	0	0	0	0	0	0
Bosque, Ralph Alvarez	0	0	0	0	0	0	0	0	0	0
Buono, Robert A	0	0	0	0	0	0	0	0	0	0
Cardinal, Anthony Allen	0	0	0	0	0	0	0	0	0	0
Carver, Nathaniel Q.	0	7,853	0	0	0	0	0	0	0	0
Coates, Bill	0	0	2,573	0	0	0	0	0	0	0
Coffee Jr., John B	0	0	0	0	0	0	0	0	0	0
Cook, James H	0	0	0	0	5,522	0	0	0	0	6,382
Cooper, Robert K	0	5,869	0	0	0	0	0	0	0	0
Ebert, Shawn M	0	5,518	0	0	0	0	0	0	0	0
Eskew, James Franklin	11,997	0	0	0	0	0	0	0	0	0
Finch, Allan	0	0	0	0	0	0	0	0	0	0
Finehirsh, Jeffrey S	0	0	0	0	0	0	0	0	0	0
Flynn, Patrick C	660	6,619	817	396	98	1,159	469	65	118	113
Garcia Jr, Ismael	0	0	0	0	0	0	0	0	0	0
Gentilucci, Domenic Vincent	0	0	1,773	839	0	0	0	0	0	0
Godwin, Patrick Lynsey	0	0	0	14,175	0	0	0	0	0	0
Golembleski, Ed P.	0	0	0	0	0	0	0	0	0	0
Gongre, Bryan Keith	0	6,964	881	0	0	0	0	0	0	0
Goodwin, Douglas L	0	8,986	0	0	0	0	0	0	0	0
Gray, Roger A	0	0	0	0	0	0	0	0	0	0
Griffin, Brent Allen	0	710	0	0	0	0	0	0	0	0
Gunther, Mathew Joseph	0	0	0	0	0	0	0	0	0	0
Habery, Stephen J	0	0	0	0	0	0	0	0	0	0
Hamilton, Don L	0	0	0	0	0	0	0	0	0	0
Hampton, Jerome	0	0	0	0	0	0	0	0	0	0
Harden, Tyler Andrew	0	0	0	0	0	6,044	0	0	0	0
Harper, Scott A	0	0	0	0	0	0	6,642	0	0	0
Hogue, Raymond Harry	0	5,808	0	0	0	0	0	0	0	0
Hollister, Jimmie H	0	5,816	0	0	0	0	0	0	0	0
Holsapple, Roger E	0	0	0	0	0	0	0	0	0	0
Johnson, Robert Dean	0	0	0	0	0	0	0	0	0	0
Keys, Thomas Eugene	0	11,059	0	0	0	0	0	0	0	0
Kuhns, Joseph M	0	0	0	0	0	0	0	0	0	0
Learned, Scott C	0	0	0	0	0	0	0	0	0	0
Ledwell, Leonard E	0	0	0	0	0	0	0	0	0	0
Lisle Jr., John Dayton	8,537	0	0	0	0	0	837	1,529	0	0
Lorenzo, Alexander	0	9,018	0	0	0	0	0	0	0	0
Marinelli, John Allen	0	7,468	0	0	0	0	0	0	0	0
McPeeks, Jeffrey	0	0	0	0	0	6,843	0	0	0	0
McPhee, Allison Stevenson	0	0	9,933	0	0	0	0	0	0	0
Monat, Michael Paul	0	0	0	10,186	0	0	0	0	0	0
Morrell, Matthew J	0	5,341	0	0	0	0	0	0	0	0
Neal, William Lee	0	0	0	0	201	0	960	0	0	232
Overton, Michael A	0	0	0	0	0	0	0	0	0	0
Parrish, Raymond Alan	0	0	1,480	0	0	0	0	0	0	0
Pendarvis, James Howard	0	5,034	0	0	0	0	0	0	0	0
Pfouts, Steve L.	0	0	0	0	0	0	0	0	0	0
Phillips, Christopher R	0	0	0	0	0	0	0	0	0	0
Pinder, Jeffrey	0	9,257	0	0	0	0	0	0	0	0

WATER SERVICE CORPORATION
 SE 50 - Operator Salary
 Distribution of Direct
 Salaries and Benefits
 Period Ended 03/31/07

Employee	Total	61-0646	62-0641	64-0643	66-0644	67-0647	68-0648	69-0649	72-0672	73-0673	88-0645	89-0660	90-0600
		Tierre Verde	Lake Placid	East Lake	Pebble Creek	Alafaya Utilities	UI of Londwood	Wedge- field	Cypress Lakes	UI of Eagle Ridge	Mid- County	Lake Utilities	UI of Florida
Remigio, Roberto Villamin	5,284	0	0	0	0	0	0	0	0	0	0	0	0
Roberts Jr., Eddie Eugene	9,019	0	0	0	0	0	0	0	0	0	0	0	0
Schneider, Keith C	7,443	0	0	0	0	0	0	0	0	0	0	0	7,443
Schwades, Charles Grayling	11,575	0	0	0	0	0	0	0	0	0	0	9,134	523
Shoffstall, David Eugene	11,110	0	0	0	0	0	0	0	11,110	0	0	0	0
Shue, Mickey A	7,608	0	0	0	0	0	0	897	0	0	0	0	324
Sillitoe, Kathy Ann	12,464	0	0	0	0	2,901	716	917	0	0	0	0	1,405
Smith, Donald Dale	7,516	0	0	0	0	0	0	0	0	0	0	7,516	0
Stefano, Barry Lee	7,161	0	0	0	0	0	0	0	0	0	0	0	0
Stewart, Malcolm S	13,786	0	379	0	0	0	0	0	0	3,995	0	0	0
Sudol, Corey F	10,852	0	0	0	0	3,340	0	0	0	0	0	0	0
Swegheimer, James A	10,496	0	0	0	0	0	0	0	0	0	0	0	0
Szczepkowski, Stephen A	9,753	0	0	0	0	0	0	0	0	0	9,753	0	0
Taylor, Donald Edward	10,477	0	0	0	0	7,961	0	2,516	0	0	0	0	0
Vanmeter Jr, Nathan Z	9,888	0	0	0	0	0	9,888	0	0	0	0	0	0
Watkins, Cedric D	2,160	0	0	0	0	0	0	0	0	0	0	2,160	0
White, Ronald D	10,183	0	0	0	0	0	963	0	0	0	0	0	445
Wierzbicki, Anthony	16,144	874	174	659	1,603	0	0	0	1,285	1,836	2,430	0	2,908
Williams, Elisa Macarilo	7,758	0	0	0	0	0	0	0	0	0	0	0	0
Wilson, Michael A	18,000	974	194	735	1,787	0	0	0	1,433	2,047	2,709	0	3,242
Wright, Thomas Leroy	7,080	0	0	0	0	0	0	0	0	0	0	7,080	0
PT Carroll, James Edward	3,294	0	0	0	0	0	0	0	0	0	0	2,723	0
PT Cooks, Barner Lee	2,882	0	0	0	0	0	0	0	0	0	0	2,723	0
PT Hoff, Harry E	3,046	0	0	888	2,159	0	0	0	0	0	0	2,382	0
PT Johns, Ralph	3,156	0	0	0	0	0	0	0	0	0	3,156	0	0
PT Sillitoe, Terry Wayne	2,826	0	0	0	0	0	0	0	0	0	0	0	501
PT Volz, Robert W.	6,899	0	0	0	0	0	0	0	0	0	0	0	854
PT Woodside, Michael	3,774	0	0	0	0	0	0	0	0	0	0	0	0
Callahan, Robert L	6,227	0	0	0	0	0	0	0	0	0	0	6,227	0
Casalina, Nicholas Paul	9,710	0	0	0	0	0	0	0	0	0	0	0	0
Didonato, Michael Angelo	1,036	0	0	0	0	0	0	0	0	1,036	0	0	0
Ebert, Harold B	6,558	0	0	0	0	0	0	0	0	0	0	0	0
Mericle, Roy J	9,782	0	0	0	0	0	0	0	0	0	0	0	0
Quinlan II, Frederick E	3,013	0	0	0	0	0	281	0	0	0	0	0	166
Radcliff, Max Lee	2,046	0	0	0	0	0	0	0	0	2,046	0	0	0
Rainey, Shantavious Simone	11,592	0	0	0	0	0	0	0	0	0	0	0	0
Woodard, Saint P	7,899	0	0	0	0	0	0	0	0	0	0	0	0
Zubek, Carl Andrew	8,169	0	0	0	0	8,169	0	0	0	0	0	0	0
Bonagura, John F	16,250	288	57	218	529	1,752	432	554	424	606	802	2,372	1,944
Haws, Scotty Lee	17,169	305	61	230	559	1,851	457	585	448	640	848	2,506	2,054
Roy, John Patrick	40,688	722	144	545	1,325	4,386	1,082	1,386	1,062	1,517	2,009	5,940	4,868
	31,769	0	0	0	0	0	0	0	0	0	0	0	0
Total Florida	952,757	4,638	1,105	6,699	27,022	78,911	19,847	40,336	24,257	35,344	52,602	121,526	93,383

WATER SERVICE CORPORATION
 SE 50 - Operator Salary
 Distribution of Direct
 Salaries and Benefits
 Period Ended 03/31/07

Employee	91-0640	101-0680	107-0691	103-0690	104-0694	105-0695	106-0693	094-0002	108-0692	109-0699
	Miles Grant	Sanlando Util Corp	Pennbrooke	UI Sandalhaven	Bayside Util Serv	South Gate UI	Labrador	Irrg Co	UI Hutchinson	Sandy Creek
Remigio, Roberto Villamin	0	5,284	0	0	0	0	0	0	0	0
Roberts Jr., Eddie Eugene	0	9,019	0	0	0	0	0	0	0	0
Schneider, Keith C	0	0	0	0	0	0	0	0	0	0
Schwades, Charles Grayling	0	0	1,919	0	0	0	0	0	0	0
Shoffstall, David Eugene	0	0	0	0	0	0	0	0	0	0
Shue, Mickey A	0	6,386	0	0	0	0	0	0	0	0
Sillitoe, Kathy Ann	0	6,525	0	0	0	0	0	0	0	0
Smith, Donald Dale	0	0	0	0	0	0	0	0	0	0
Stefano, Barry Lee	5,607	0	0	0	0	0	0	550	1,004	0
Stewart, Malcolm S	2,591	0	0	1,554	0	4,549	0	254	464	0
Sudol, Corey F	0	7,512	0	0	0	0	0	0	0	0
Swegheimer, James A	0	10,496	0	0	0	0	0	0	0	0
Szczepkowski, Stephen A	0	0	0	0	0	0	0	0	0	0
Taylor, Donald Edward	0	0	0	0	0	0	0	0	0	0
Vanmeter Jr, Nathan Z	0	0	0	0	0	0	0	0	0	0
Watkins, Cedric D	0	0	0	0	0	0	0	0	0	0
White, Ronald D	0	8,775	0	0	0	0	0	0	0	0
Wierzbicki, Anthony	1,190	0	0	714	177	2,090	0	0	0	204
Williams, Elisa Matarlo	0	7,758	0	0	0	0	0	0	0	0
Wilson, Michael A	1,327	0	0	796	197	2,330	0	0	0	228
Wright, Thomas Leroy	0	0	0	0	0	0	0	0	0	0
PT Carroll, James Edward	0	0	572	0	0	0	0	0	0	0
PT Cooks, Barner Lee	TERM	0	500	0	0	0	0	0	0	0
PT Hoff, Harry E	TERM	0	0	0	0	0	0	0	0	0
PT Johns, Ralph	0	0	0	0	0	0	0	0	0	0
PT Sillitoe, Terry Wayne	0	2,325	0	0	0	0	0	0	0	0
PT Volz, Robert W.	TERM	0	5,044	0	0	0	0	0	0	0
PT Woodside, Michael	3,774	0	0	0	0	0	0	0	0	0
Callahan, Robert L	TERM	0	0	0	0	0	0	0	0	0
Casalina, Nicholas Paul	TERM	9,710	0	0	0	0	0	0	0	0
Didonato, Michael Angelo	TERM	0	0	0	0	0	0	0	0	0
Ebert, Harold B	TERM	0	6,558	0	0	0	0	0	0	0
Mericle, Roy J	TERM	0	9,782	0	0	0	0	0	0	0
Quinlan II, Frederick E	TERM	0	2,566	0	0	0	0	0	0	0
Radcliff, Max Lee	TERM	0	0	0	0	0	0	0	0	0
Rainey, Shantavious Simone	TERM	0	0	0	0	0	11,592	0	0	0
Woodard, Saint P	TERM	0	7,899	0	0	0	0	0	0	0
Zubek, Carl Andrew	TERM	0	0	0	0	0	0	0	0	0
Bonagura, John F	393	3,940	498	236	58	690	279	39	70	67
Haws, Scotty Lee	415	4,163	526	249	62	729	295	41	74	71
Hoy, John Patrick	984	9,865	1,248	590	146	1,728	699	96	176	169
	0	31,769	0	0	0	0	0	0	0	0
Total Florida	47,185	254,569	31,776	29,735	10,083	35,827	20,936	1,882	3,435	11,652

WATER SERVICE CORPORATION
 SE 50 - Operator Salary
 Distribution of Direct
 Salaries and Benefits
 Period Ended 03/31/07

Employee	Total	61-0646	62-0641	64-0643	66-0644	67-0647	68-0648	69-0649	72-0672	73-0673	88-0645	89-0660	90-0600
		Tierre Verde	Lake Placid	East Lake	Pebble Creek	Alafaya Utilities	UI of Longwood	Wedge-field	Cypress Lakes	UI of Eagle Ridge	Mid-County	Lake Utilities	UI of Florida
FICA													
Abendroth, Thomas W	587	0	0	0	0	0	0	0	0	0	0	0	83
Adkins, Jack	625	0	0	0	0	0	0	0	0	0	0	0	625
Alday, Christopher Thomas	394	0	0	0	0	192	47	61	0	0	0	0	93
Alday, James Roger	584	0	0	0	0	584	0	0	0	0	0	0	0
Anderson, Daniel S	770	0	0	0	0	0	0	0	0	0	0	0	165
Austin Jr., Arthur Charles	573	0	0	0	0	0	0	0	0	0	0	573	0
Becker, Jeffrey S	739	0	0	0	0	0	0	0	0	0	0	0	0
Bishop, Alvin Michael	597	0	0	0	0	0	0	0	0	0	0	0	0
Blasco, Christopher J	495	0	0	0	0	0	0	0	0	0	0	409	0
Borntrager, Jason S	607	0	0	177	430	0	0	0	0	0	0	0	0
Bosque, Ralph Alvarez	497	0	0	0	0	0	0	0	0	0	0	497	0
Buono, Robert A	675	0	0	0	0	0	0	0	0	0	675	0	0
Cardinal, Anthony Allen	561	0	0	0	0	0	0	0	0	0	0	0	561
Carver, Nathaniel Q.	1,148	0	0	0	0	267	66	84	0	0	0	0	129
Coates, Bill	1,188	0	0	0	0	0	0	0	0	0	0	937	54
Coffee Jr., John B	665	0	0	0	0	0	0	263	0	0	0	0	402
Cook, James H	911	0	0	0	0	0	0	0	0	0	0	0	0
Cooper, Robert K	521	0	0	0	0	0	0	49	0	0	0	0	23
Ebert, Shawn M	492	0	0	0	0	0	0	0	0	0	0	0	70
Eskew, James Franklin	918	0	0	0	0	0	0	0	0	0	0	0	0
Finch, Allan	634	0	0	0	0	0	0	0	0	0	0	0	634
Finehirsh, Jeffrey S	630	0	0	0	0	0	0	0	0	0	630	0	0
Flynn, Patrick C	2,088	37	7	28	68	225	56	71	55	78	103	305	250
Garcia Jr, Ismael	808	0	0	0	0	0	0	0	0	808	0	0	0
Gentilucci, Domenic Vincent	883	0	0	0	0	0	0	0	0	0	0	646	37
Godwin, Patrick Lynsey	1,084	0	0	0	0	0	0	0	0	0	0	0	0
Golembleski, Ed P.	768	0	0	0	0	0	0	0	0	768	0	0	0
Gongre, Bryan Keith	1,406	0	0	0	0	237	58	75	0	0	0	321	115
Goodwin, Douglas L	687	0	0	0	0	0	0	0	0	0	0	0	0
Gray, Roger A	675	0	0	0	0	0	0	0	679	0	0	0	0
Griffin, Brent Allen	62	0	0	0	0	0	6	0	0	0	0	0	3
Gunther, Mathew Joseph	745	0	0	0	0	0	0	0	0	0	745	0	0
Habery, Stephen J	934	0	0	0	0	0	0	0	0	0	0	0	934
Hamilton, Don L	484	0	0	0	0	0	0	0	484	0	0	0	0
Hampton, Jerome	708	0	0	0	0	708	0	0	0	0	0	0	0
Harden, Tyler Andrew	462	0	0	0	0	0	0	0	0	0	0	0	0
Harper, Scott A	508	0	0	0	0	0	0	0	0	0	0	0	0
Hogue, Raymond Harry	642	0	0	0	0	0	0	0	0	0	0	0	0
Hollister, Jimmie H	516	0	0	0	0	198	0	0	0	0	0	0	0
Holsapple, Roger E	917	0	0	0	0	0	0	49	0	0	0	0	23
Johnson, Robert Dean	115	0	0	0	0	0	0	0	0	0	0	0	0
Keys, Thomas Eugene	846	0	0	0	0	0	0	0	0	0	0	115	0
Kuhns, Joseph M	821	0	0	0	821	0	0	0	0	0	0	0	0
Learned, Scott C	472	0	0	0	0	359	0	113	0	0	0	0	0
Ledwell, Leonard E	533	0	0	0	0	0	0	0	0	0	0	533	0
Lisle Jr., John Dayton	834	0	0	0	0	0	0	0	0	0	0	0	0
Lorenzo, Alexander	838	0	0	0	0	0	0	0	0	0	0	0	149
Marinelli, John Allen	1,091	0	0	0	0	254	63	80	0	0	0	0	123
McPeeks, Jeffrey	524	0	0	0	0	0	0	0	0	0	0	0	0
McPhee, Allison Stevenson	760	0	0	0	0	0	0	0	0	0	0	0	0
Monat, Michael Paul	779	0	0	0	0	0	0	0	0	0	0	0	0
Morrell, Matthew J	476	0	0	0	0	0	0	0	0	0	0	0	67
Neal, William Lee	953	76	0	57	139	0	0	0	111	0	211	0	252
Overton, Michael A	551	0	0	0	0	419	0	132	0	0	0	0	0
Parrish, Raymond Alan	652	0	0	0	0	0	0	0	0	0	0	539	0
Pendarvis, James Howard	449	0	0	0	0	0	0	0	0	0	0	0	64
PFouts, Steve L.	748	0	0	0	0	0	0	0	0	0	0	748	0
Phillips, Christopher R	556	0	0	0	0	272	67	86	0	0	0	0	132
Pinder, Jeffrey	825	0	0	0	0	0	0	0	0	0	0	0	117

WATER SERVICE CORPORATION
 SE 50 - Operator Salary
 Distribution of Direct
 Salaries and Benefits
 Period Ended 03/31/07

Employee	91-0640 Miles Grant	101-0680 Sanlando Util Corp	107-0691 Pennbrooke	103-0690 UI Sandalhaven	104-0694 Bayside Util Serv	105-0695 South Gate UI	106-0693 Labrador	094-0002 Irrg Co	108-0692 UI Hutchinson	109-0699 Sandy Creek
FXCA										
Abendroth, Thomas W	0	504	0	0	0	0	0	0	0	0
Adkins, Jack	0	0	0	0	0	0	0	0	0	0
Alday, Christopher Thomas	0	0	0	0	0	0	0	0	0	0
Alday, James Roger	0	0	0	0	0	0	0	0	0	0
Anderson, Daniel S	0	0	605	0	0	0	0	0	0	0
Austin Jr, Arthur Charles	0	0	0	0	0	0	0	0	0	0
Becker, Jeffrey S	0	0	0	0	0	739	0	0	0	0
Bishop, Alvin Michael	0	0	0	0	277	0	0	0	0	320
Blasco, Christopher J	0	0	86	0	0	0	0	0	0	0
Borntrager, Jason S	0	0	0	0	0	0	0	0	0	0
Bosque, Ralph Alvarez	0	0	0	0	0	0	0	0	0	0
Buono, Robert A	0	0	0	0	0	0	0	0	0	0
Cardinal, Anthony Allen	0	0	0	0	0	0	0	0	0	0
Carver, Nathaniel Q.	0	601	0	0	0	0	0	0	0	0
Coates, Bill	0	0	197	0	0	0	0	0	0	0
Coffee Jr., John B	0	0	0	0	0	0	0	0	0	0
Cook, James H	0	0	0	0	423	0	0	0	0	488
Cooper, Robert K	0	449	0	0	0	0	0	0	0	0
Ebert, Shawn M	0	422	0	0	0	0	0	0	0	0
Eskew, James Franklin	918	0	0	0	0	0	0	0	0	0
Finch, Allan	0	0	0	0	0	0	0	0	0	0
Finehirsh, Jeffrey S	0	0	0	0	0	0	0	0	0	0
Flynn, Patrick C	50	506	64	30	8	89	36	5	9	9
Garcia Jr, Ismael	0	0	0	0	0	0	0	0	0	0
Gentilucci, Domenic Vincent	0	0	136	64	0	0	0	0	0	0
Godwin, Patrick Lynsey	0	0	0	1,084	0	0	0	0	0	0
Golembleski, Ed P.	0	0	0	0	0	0	0	0	0	0
Gongre, Bryan Keith	0	533	67	0	0	0	0	0	0	0
Goodwin, Douglas L	0	687	0	0	0	0	0	0	0	0
Gray, Roger A	0	0	0	0	0	0	0	0	0	0
Griffin, Brent Allen	0	54	0	0	0	0	0	0	0	0
Gunther, Mathew Joseph	0	0	0	0	0	0	0	0	0	0
Habery, Stephen J	0	0	0	0	0	0	0	0	0	0
Hamilton, Don L	0	0	0	0	0	0	0	0	0	0
Hampton, Jerome	0	0	0	0	0	0	0	0	0	0
Harden, Tyler Andrew	0	0	0	0	0	462	0	0	0	0
Harper, Scott A	0	0	0	0	0	0	508	0	0	0
Hogue, Raymond Harry	0	444	0	0	0	0	0	0	0	0
Hollister, Jimmie H	0	445	0	0	0	0	0	0	0	0
Holsapple, Roger E	0	0	0	0	0	0	0	0	0	0
Johnson, Robert Dean	0	0	0	0	0	0	0	0	0	0
Keys, Thomas Eugene	0	846	0	0	0	0	0	0	0	0
Kuhns, Joseph M	0	0	0	0	0	0	0	0	0	0
Learned, Scott C	0	0	0	0	0	0	0	0	0	0
Ledwell, Leonard E	0	0	0	0	0	0	0	0	0	0
Lisle Jr., John Dayton	653	0	0	0	0	0	64	117	0	0
Lorenzo, Alexander	0	589	0	0	0	0	0	0	0	0
Marinelli, John Allen	0	571	0	0	0	0	0	0	0	0
McPeeks, Jeffrey	0	0	0	0	0	524	0	0	0	0
McPhee, Allison Stevenson	0	0	760	0	0	0	0	0	0	0
Monat, Michael Paul	0	0	0	779	0	0	0	0	0	0
Morrell, Matthew J	0	409	0	0	0	0	0	0	0	0
Neal, William Lee	0	0	0	0	15	0	73	0	0	18
Overton, Michael A	0	0	0	0	0	0	0	0	0	0
Parrish, Raymond Alan	0	0	113	0	0	0	0	0	0	0
Pendarvis, James Howard	0	385	0	0	0	0	0	0	0	0
Pfouts, Steve L.	0	0	0	0	0	0	0	0	0	0
Phillips, Christopher R	0	0	0	0	0	0	0	0	0	0
Pinder, Jeffrey	0	708	0	0	0	0	0	0	0	0

WATER SERVICE CORPORATION
 SE 50 - Operator Salary
 Distribution of Direct
 Salaries and Benefits
 Period Ended 03/31/07

Employee	Total	61-0646	62-0641	64-0643	66-0644	67-0647	68-0648	69-0649	72-0672	73-0673	88-0645	89-0660	90-0600
		Tierre Verde	Lake Placid	East Lake	Pebble Creek	Alafaya Utilities	UI of Longwood	Wedge- field	Cypress Lakes	UI of Eagle Ridge	Mid- County	Lake Utilities	UI of Florida
Remigio, Roberto Villamin	404	0	0	0	0	0	0	0	0	0	0	0	0
Roberts Jr., Eddie Eugene	690	0	0	0	0	0	0	0	0	0	0	0	0
Schneider, Keith C	569	0	0	0	0	0	0	0	0	0	0	0	569
Schwades, Charles Grayling	886	0	0	0	0	0	0	0	0	0	0	699	40
Shoffstall, David Eugene	850	0	0	0	0	0	0	0	850	0	0	0	0
Shue, Mickey A	582	0	0	0	0	0	0	69	0	0	0	0	25
Sillitoe, Kathy Ann	954	0	0	0	0	222	55	70	0	0	0	0	108
Smith, Donald Dale	575	0	0	0	0	0	0	0	0	0	0	575	0
Stefano, Barry Lee	548	0	0	0	0	0	0	0	0	0	0	0	0
Stewart, Malcolm S	1,055	0	29	0	0	0	0	0	0	306	0	0	0
Sudol, Corey F	830	0	0	0	0	255	0	0	0	0	0	0	0
Swegheimer, James A	803	0	0	0	0	0	0	0	0	0	0	0	0
Szczepkowski, Stephen A	746	0	0	0	0	0	0	0	0	0	746	0	0
Taylor, Donald Edward	801	0	0	0	0	609	0	192	0	0	0	0	0
Vanmeter Jr, Nathan Z	756	0	0	0	0	0	756	0	0	0	0	0	0
Watkins, Cedric D	165	0	0	0	0	0	0	0	0	0	0	165	0
White, Ronald D	779	0	0	0	0	0	74	3	0	0	0	0	34
Wierzbecki, Anthony	1,235	67	13	50	123	0	0	0	98	140	186	0	222
Williams, Elisa Matarlo	594	0	0	0	0	0	0	0	0	0	0	0	0
Wilson, Michael A	1,377	75	15	56	137	0	0	0	110	157	207	0	248
Wright, Thomas Leroy	542	0	0	0	0	0	0	0	0	0	0	542	0
PT Carroll, James Edward	252	0	0	0	0	0	0	0	0	0	0	208	0
PT Cooks, Barner Lee	220	0	0	0	0	0	0	0	0	0	0	182	0
PT Hoff, Harry E	233	0	0	68	165	0	0	0	0	0	0	0	0
PT Johns, Ralph	241	0	0	0	0	0	0	0	0	0	241	0	0
PT Sillitoe, Terry Wayne	216	0	0	0	0	0	0	0	0	0	0	0	38
PT Volz, Robert W.	528	0	0	0	0	0	0	0	0	0	0	0	65
PT Woodside, Michael	289	0	0	0	0	0	0	0	0	0	0	0	0
Callahan, Robert L	476	0	0	0	0	0	0	0	0	0	0	476	0
Casalina, Nicholas Paul	743	0	0	0	0	0	0	0	0	0	0	0	0
Didonato, Michael Angelo	79	0	0	0	0	0	0	0	0	79	0	0	0
Ebert, Harold B	502	0	0	0	0	0	0	0	0	0	0	0	0
Mericle, Roy J	748	0	0	0	0	0	0	0	0	0	0	0	0
Quinlan II, Frederick E	230	0	0	0	0	0	21	0	0	0	0	0	13
Radcliff, Max Lee	157	0	0	0	0	0	0	0	0	157	0	0	0
Rainey, Shantavious Simone	887	0	0	0	0	0	0	0	0	0	0	0	0
Woodard, Saint P	604	0	0	0	0	0	0	0	0	0	0	0	0
Zubek, Carl Andrew	625	0	0	0	0	625	0	0	0	0	0	0	0
Bonagura, John F	1,243	22	4	17	40	134	33	42	32	46	61	181	149
Haws, Scotty Lee	1,317	23	5	18	43	142	35	45	34	49	65	192	157
Hoy, John Patrick	3,113	55	11	42	101	336	83	106	81	116	154	454	372
	3,719	0	0	0	0	0	0	0	0	0	0	0	0
Total Florida	74,175	355	84	513	2,067	6,038	1,518	3,085	1,855	2,704	4,024	9,297	7,145

WATER SERVICE CORPORATION
 SE 50 - Operator Salary
 Distribution of Direct
 Salaries and Benefits
 Period Ended 03/31/07

Employee	91-0640	101-0680	107-0691	103-0690	104-0694	105-0695	106-0693	094-0002	108-0692	109-0699
	Miles Grant	Sanlando Util Corp	Pennbrooke	UI Sandalhaven	Bayside Util Serv	South Gate UI	Labrador	Irrg Co	UI Hutchinson	Sandy Creek
Remigio, Roberto Villamin	0	404	0	0	0	0	0	0	0	0
Roberts Jr., Eddie Eugene	0	690	0	0	0	0	0	0	0	0
Schneider, Keith C	0	0	0	0	0	0	0	0	0	0
Schwades, Charles Grayling	0	0	147	0	0	0	0	0	0	0
Shoffstall, David Eugene	0	0	0	0	0	0	0	0	0	0
Shue, Mickey A	0	489	0	0	0	0	0	0	0	0
Sillitoe, Kathy Ann	0	499	0	0	0	0	0	0	0	0
Smith, Donald Dale	0	0	0	0	0	0	0	0	0	0
Stefano, Barry Lee	429	0	0	0	0	0	0	42	77	0
Stewart, Malcolm S	198	0	0	119	0	348	0	19	36	0
Sudol, Corey F	0	575	0	0	0	0	0	0	0	0
Swegheimer, James A	0	803	0	0	0	0	0	0	0	0
Szczepkowski, Stephen A	0	0	0	0	0	0	0	0	0	0
Taylor, Donald Edward	0	0	0	0	0	0	0	0	0	0
Vanmeter Jr, Nathan Z	0	0	0	0	0	0	0	0	0	0
Watkins, Cedric D	0	0	0	0	0	0	0	0	0	0
White, Ronald D	0	671	0	0	0	0	0	0	0	0
Wierzbicki, Anthony	91	0	0	55	14	160	0	0	0	16
Williams, Elisa Natarlo	0	594	0	0	0	0	0	0	0	0
Wilson, Michael A	102	0	0	61	15	178	0	0	0	17
Wright, Thomas Leroy	0	0	0	0	0	0	0	0	0	0
PT Carroll, James Edward	0	0	44	0	0	0	0	0	0	0
PT Cooks, Barner Lee	TERM	0	38	0	0	0	0	0	0	0
PT Hoff, Harry E	TERM	0	0	0	0	0	0	0	0	0
PT Johns, Ralph	0	0	0	0	0	0	0	0	0	0
PT Sillitoe, Terry Wayne	0	178	0	0	0	0	0	0	0	0
PT Volz, Robert W.	TERM	0	463	0	0	0	0	0	0	0
PT Woodside, Michael	289	0	0	0	0	0	0	0	0	0
Callahan, Robert L	TERM	0	0	0	0	0	0	0	0	0
Casalina, Nicholas Paul	TERM	743	0	0	0	0	0	0	0	0
Didonato, Michael Angelo	TERM	0	0	0	0	0	0	0	0	0
Ebert, Harold B	TERM	0	502	0	0	0	0	0	0	0
Mericle, Roy J	TERM	0	748	0	0	0	0	0	0	0
Quinlan II, Frederick E	TERM	0	196	0	0	0	0	0	0	0
Radcliff, Max Lee	TERM	0	0	0	0	0	0	0	0	0
Rainey, Shantavious Simone	TERM	0	0	0	0	0	887	0	0	0
Woodard, Saint P	TERM	0	604	0	0	0	0	0	0	0
Zubek, Carl Andrew	TERM	0	0	0	0	0	0	0	0	0
Bonagura, John F	30	301	38	18	4	53	21	3	5	5
Haws, Scotty Lee	32	318	40	19	5	56	23	3	6	5
Hoy, John Patrick	75	755	95	45	11	132	54	7	13	13
	9	3,719	0	0	0	0	0	0	0	0
Total Florida	3,610	20,762	2,430	2,274	772	2,741	1,602	143	263	891

WATER SERVICE CORPORATION
 SE 50 - Operator Salary
 Distribution of Direct
 Salaries and Benefits
 Period Ended 03/31/07

Employee	Total	51-0646 Tierre Verde	62-0641 Lake Placid	64-0643 East Lake	66-0644 Pebble Creek	67-0647 Alafaya Utilities	68-0648 UI of Longwood	69-0649 Wedge- field	72-0672 Cypress Lakes	73-0673 UI of Eagle Ridge	88-0645 Mid- County	89-0660 Lake Utilities	90-0600 UI of Florida
Abendroth, Thomas W	56	0	0	0	0	0	0	0	0	0	0	0	8
Adkins, Jack	56	0	0	0	0	0	0	0	0	0	0	0	56
Alday, Christopher Thomas	41	0	0	0	0	20	5	6	0	0	0	0	10
Alday, James Roger	56	0	0	0	0	56	0	0	0	0	0	0	0
Anderson, Daniel S	56	0	0	0	0	0	0	0	0	0	0	0	12
Austin Jr, Arthur Charles	56	0	0	0	0	0	0	0	0	0	0	56	0
Becker, Jeffrey S	56	0	0	0	0	0	0	0	0	0	0	0	0
Bishop, Alvin Michael	56	0	0	0	0	0	0	0	0	0	0	0	0
Blasco, Christopher J	52	0	0	0	0	0	0	0	0	0	0	43	0
Borntrager, Jason S	58	0	0	16	40	0	0	0	0	0	0	0	0
Bosque, Ralph Alvarez	52	0	0	0	0	0	0	0	0	0	0	52	0
Buono, Robert A	56	0	0	0	0	0	0	0	0	0	56	0	0
Cardinal, Anthony Allen	56	0	0	0	0	0	0	0	0	0	0	0	56
Carver, Nathaniel Q.	56	0	0	0	0	13	3	4	0	0	0	0	6
Coates, Bill	56	0	0	0	0	0	0	0	0	0	0	44	3
Coffee Jr., John B	56	0	0	0	0	0	0	22	0	0	0	0	34
Cook, James H	56	0	0	0	0	0	0	0	0	0	0	0	0
Cooper, Robert K	54	0	0	0	0	0	5	0	0	0	0	0	2
Ebert, Shawn M	51	0	0	0	0	0	0	0	0	0	0	0	7
Eskew, James Franklin	56	0	0	0	0	0	0	0	0	0	0	0	0
Finch, Allan	56	0	0	0	0	0	0	0	0	0	0	0	56
Finehirsh, Jeffrey S	56	0	0	0	0	0	0	0	0	0	56	0	0
Flynn, Patrick C	56	1	0	1	2	6	1	2	1	2	3	8	7
Garcia Jr, Ismael	56	0	0	0	0	0	0	0	0	56	0	0	0
Gentilucci, Domenic Vincent	56	0	0	0	0	0	0	0	0	0	0	41	2
Godwin, Patrick Lynsey	56	0	0	0	0	0	0	0	0	0	0	0	0
Golembleski, Ed P.	56	0	0	0	0	0	0	0	0	56	0	0	0
Gongre, Bryon Keith	56	0	0	0	0	9	2	3	0	0	0	13	5
Goodwin, Douglas L	56	0	0	0	0	0	0	0	0	0	0	0	0
Gray, Roger A	56	0	0	0	0	0	0	56	0	0	0	0	0
Griffin, Brent Allen	7	0	0	0	0	0	1	0	0	0	0	0	0
Gunther, Marhew Joseph	56	0	0	0	0	0	0	0	0	0	56	0	0
Habery, Stephen J	56	0	0	0	0	0	0	0	0	0	0	0	56
Hamilton, Don L	51	0	0	0	0	0	0	0	51	0	0	0	0
Hampton, Jerome	56	0	0	0	0	56	0	0	0	0	0	0	0
Harden, Tyler Andrew	48	0	0	0	0	0	0	0	0	0	0	0	0
Harper, Scott A	53	0	0	0	0	0	0	0	0	0	0	0	0
Hogue, Raymond Harry	56	0	0	0	0	17	0	0	0	0	0	0	0
Hollister, Jimmie H	54	0	0	0	0	3	5	0	0	0	0	0	2
Holsapple, Roger E	56	0	0	0	0	0	0	56	0	0	0	0	0
Johnson, Robert Dean	12	0	0	0	0	0	0	0	0	0	0	12	0
Keys, Thomas Eugene	56	0	0	0	0	0	0	0	0	0	0	0	0
Kuhns, Joseph M	56	0	0	0	56	0	0	0	0	0	0	0	0
Learned, Scott C	49	0	0	0	0	37	0	12	0	0	0	0	0
Ledwell, Leonard E	56	0	0	0	0	0	0	0	0	0	0	56	0
Lisle Jr., John Dayton	56	0	0	0	0	0	0	0	0	0	0	0	0
Lorenzo, Alexander	56	0	0	0	0	0	0	0	0	0	0	0	10
Marinelli, John Allen	56	0	0	0	0	13	3	4	0	0	0	0	6
McPeeks, Jeffrey	56	0	0	0	0	0	0	0	0	0	0	0	0
McPhee, Allison Stevenson	56	0	0	0	0	0	0	0	0	0	0	0	0
Monat, Michael Paul	56	0	0	0	0	0	0	0	0	0	0	0	0
Norrell, Matthew J	50	0	0	0	0	0	0	0	0	0	0	0	7
Neal, William Lee	56	4	0	3	0	0	0	0	7	0	12	0	15
Overton, Michael A	56	0	0	0	0	43	0	13	0	0	0	0	0
Parrish, Raymond Alan	56	0	0	0	0	0	0	0	0	0	0	46	0
Pendarvis, James Howard	47	0	0	0	0	0	0	0	0	0	0	0	7
Pfouts, Steve L.	56	0	0	0	0	0	0	0	0	0	0	56	0
Phillips, Christopher R	56	0	0	0	0	27	7	9	0	0	0	0	13
Pinder, Jeffrey	56	0	0	0	0	0	0	0	0	0	0	0	8

WATER SERVICE CORPORATION
 SE 50 - Operator Salary
 Distribution of Direct
 Salaries and Benefits
 Period Ended 03/31/07

Employee	91-0640 Miles Grant	101-0680 Sanlando Util Corp	107-0691 Pennbrooke	103-0690 UI Sandahaven	104-0694 Bayside Util Serv	105-0695 South Gate UI	106-0693 Labrador	094-0002 Irrg Co	108-0692 UI Hutchinson	109-0699 Sandy Creek
Abendroth, Thomas W	0	48	0	0	0	0	0	0	0	0
Adkins, Jack	0	0	0	0	0	0	0	0	0	0
Alday, Christopher Thomas	0	0	0	0	0	0	0	0	0	0
Alday, James Roger	0	0	0	0	0	0	0	0	0	0
Anderson, Daniel S	0	0	44	0	0	0	0	0	0	0
Austin Jr, Arthur Charles	0	0	0	0	0	0	0	0	0	0
Becker, Jeffrey S	0	0	0	0	0	56	0	0	0	0
Bishop, Alvin Michael	0	0	0	0	26	0	0	0	0	30
Blasco, Christopher J	0	0	9	0	0	0	0	0	0	0
Borntrager, Jason S	0	0	0	0	0	0	0	0	0	0
Bosque, Ralph Alvarez	0	0	0	0	0	0	0	0	0	0
Buono, Robert A	0	0	0	0	0	0	0	0	0	0
Cardinal, Anthony Allen	0	0	0	0	0	0	0	0	0	0
Carver, Nathaniel O.	0	29	0	0	0	0	0	0	0	0
Coates, Bill	0	0	9	0	0	0	0	0	0	0
Coffee Jr., John B	0	0	0	0	0	0	0	0	0	0
Cook, James H	0	0	0	0	26	0	0	0	0	30
Cooper, Robert K	0	47	0	0	0	0	0	0	0	0
Ebert, Shawn M	0	44	0	0	0	0	0	0	0	0
Eskew, James Franklin	56	0	0	0	0	0	0	0	0	0
Finch, Allan	0	0	0	0	0	0	0	0	0	0
Finchirsh, Jeffrey S	0	0	0	0	0	0	0	0	0	0
Flynn, Patrick C	1	14	2	1	0	2	1	0	0	0
Garcia Jr, Ismael	0	0	0	0	0	0	0	0	0	0
Gentilucci, Domenic Vincent	0	0	9	4	0	0	0	0	0	0
Godwin, Patrick Lynsey	0	0	0	56	0	0	0	0	0	0
Golembleski, Ed P.	0	0	0	0	0	0	0	0	0	0
Gongre, Bryan Keith	0	21	3	0	0	0	0	0	0	0
Goodwin, Douglas L	0	56	0	0	0	0	0	0	0	0
Gray, Roger A	0	0	0	0	0	0	0	0	0	0
Griffin, Brent Allen	0	6	0	0	0	0	0	0	0	0
Gunther, Mathew Joseph	0	0	0	0	0	0	0	0	0	0
Habery, Stephen J	0	0	0	0	0	0	0	0	0	0
Hamilton, Don L	0	0	0	0	0	0	0	0	0	0
Hampton, Jerome	0	0	0	0	0	0	0	0	0	0
Harden, Tyler Andrew	0	0	0	0	0	48	0	0	0	0
Harper, Scott A	0	0	0	0	0	0	53	0	0	0
Hogue, Raymond Harry	0	39	0	0	0	0	0	0	0	0
Hollister, Jimmie H	0	47	0	0	0	0	0	0	0	0
Holsapple, Roger E	0	0	0	0	0	0	0	0	0	0
Johnson, Robert Dean	0	0	0	0	0	0	0	0	0	0
Keys, Thomas Eugene	0	56	0	0	0	0	0	0	0	0
Kuhns, Joseph M	0	0	0	0	0	0	0	0	0	0
Learned, Scott C	0	0	0	0	0	0	0	0	0	0
Ledwell, Leonard E	0	0	0	0	0	0	0	0	0	0
Lisle Jr., John Dayton	44	0	0	0	0	0	4	8	0	0
Lorenzo, Alexander	0	46	0	0	0	0	0	0	0	0
Marinelli, John Allen	0	29	0	0	0	0	0	0	0	0
McPeeks, Jeffrey	0	0	0	0	0	55	0	0	0	0
McPhee, Allison Stevenson	0	0	56	0	0	0	0	0	0	0
Monat, Michael Paul	0	0	0	56	0	0	0	0	0	0
Morrell, Matthew J	0	43	0	0	0	0	0	0	0	0
Neal, William Lee	0	0	0	0	1	0	1	0	0	1
Overton, Michael A	0	0	0	0	0	0	0	0	0	0
Parrish, Raymond Alan	0	0	10	0	0	0	0	0	0	0
Pendarvis, James Howard	0	40	0	0	0	0	0	0	0	0
Pfouts, Steve L.	0	0	0	0	0	0	0	0	0	0
Phillips, Christopher R	0	0	0	0	0	0	0	0	0	0
Pinder, Jeffrey	0	48	0	0	0	0	0	0	0	0

WATER SERVICE CORPORATION
 SE 50 - Operator Salary
 Distribution of Direct
 Salaries and Benefits
 Period Ended 03/31/07

Employee	Total	61-0646 Tierra Verde	62-0641 Lake Placid	64-0643 East Lake	66-0644 Pebble Creek	67-0647 Alafaya Utilities	68-0648 UI of Longwood	69-0649 Wedge-field	72-0672 Cypress Lakes	73-0673 UI of Eagle Ridge	88-0645 Mid-County	89-0660 Lake Utilities	90-0600 UI of Florida
Remigio, Roberto Villamin	42	0	0	0	0	0	0	0	0	0	0	0	0
Roberts Jr., Eddie Eugene	56	0	0	0	0	0	0	0	0	0	0	0	0
Schneider, Keith C	56	0	0	0	0	0	0	0	0	0	0	0	56
Schwades, Charles Grayling	56	0	0	0	0	0	0	0	0	0	0	44	3
Shoffstall, David Eugene	56	0	0	0	0	0	0	0	56	0	0	0	0
Shue, Mickey A	56	0	0	0	0	0	0	7	0	0	0	0	2
Sillitoe, Kathy Ann	56	0	0	0	0	13	3	4	0	0	0	0	6
Smith, Donald Dale	56	0	0	0	0	0	0	0	0	0	0	56	0
Stefano, Barry Lee	56	0	0	0	0	0	0	0	0	0	0	0	0
Stewart, Malcolm S	56	0	2	0	0	0	0	0	0	16	0	0	0
Sudol, Corey F	56	0	0	0	0	17	0	0	0	0	0	0	0
Swegheimer, James A	56	0	0	0	0	0	0	0	0	0	0	0	0
Szczepkowski, Stephen A	56	0	0	0	0	0	0	0	0	0	56	0	0
Taylor, Donald Edward	56	0	0	0	0	43	0	13	0	0	0	0	0
Vanmeter Jr, Nathan Z	56	0	0	0	0	0	56	0	0	0	0	0	0
Watkins, Cedric D	17	0	0	0	0	0	0	0	0	0	0	17	0
White, Ronald D	56	0	0	0	0	0	5	0	0	0	0	0	2
Wierzbicki, Anthony	56	3	1	2	6	0	0	0	4	6	8	0	10
Williams, Elisa Matarlo	56	0	0	0	0	0	0	0	0	0	0	0	0
Wilson, Michael A	56	3	1	2	6	0	0	0	4	6	8	0	10
Wright, Thomas Leroy	56	0	0	0	0	0	0	0	0	0	0	56	0
PT Carroll, James Edward	26	0	0	0	0	0	0	0	0	0	0	22	0
PT Cooks, Barner Lee	23	0	0	0	0	0	0	0	0	0	0	19	0
PT Hoff, Harry E	24	0	0	7	17	0	0	0	0	0	0	0	0
PT Johns, Ralph	25	0	0	0	0	0	0	0	0	0	25	0	0
PT Sillitoe, Terry Wayne	23	0	0	0	0	0	0	0	0	0	0	0	4
PT Volz, Robert W.	55	0	0	0	0	0	0	0	0	0	0	0	7
PT Woodside, Michael	30	0	0	0	0	0	0	0	0	0	0	0	0
Callahan, Robert L	50	0	0	0	0	0	0	0	0	0	0	50	0
Casalina, Nicholas Paul	56	0	0	0	0	0	0	0	0	0	0	0	0
Didonato, Michael Angelo	8	0	0	0	0	0	0	0	0	8	0	0	0
Ebert, Harold B	52	0	0	0	0	0	0	0	0	0	0	0	0
Mericle, Roy J	56	0	0	0	0	0	0	0	0	0	0	0	0
Quinlan II, Frederick E	24	0	0	0	0	0	2	0	0	0	0	0	1
Radcliff, Max Lee	16	0	0	0	0	0	0	0	0	16	0	0	0
Rainey, Shantavious Simone	56	0	0	0	0	0	0	0	0	0	0	0	0
Woodard, Saint P	56	0	0	0	0	0	0	0	0	0	0	0	0
Zubek, Carl Andrew	56	0	0	0	0	56	0	0	0	0	0	0	0
Bonagura, John F	56	1	0	1	2	6	1	2	1	2	3	8	7
Haws, Scotty Lee	56	1	0	1	2	6	1	2	1	2	3	8	7
Hoy, John Patrick	56	1	0	1	2	6	1	2	1	2	3	8	7
(15)	0	0	0	0	0	0	0	0	0	0	0	0	0
Total Florida	5,055	14	4	34	141	444	101	217	126	172	289	715	510

WATER SERVICE CORPORATION
 SE 50 - Operator Salary
 Distribution of Direct
 Salaries and Benefits
 Period Ended 03/31/07

Employee	91-0640	101-0680	107-0691	103-0690	104-0694	105-0695	106-0693	094-0002	108-0692	109-0699
	Miles Grant	Sanlando Util Corp	Pennbrooke	UI Sandalhaven	Bayside Util Serv	South Gate UI	Lebrador	Irrg Co	UI Hutchinson	Sandy Creek
Remigio, Roberto Villamin	0	42	0	0	0	0	0	0	0	0
Roberts Jr., Eddie Eugene	0	56	0	0	0	0	0	0	0	0
Schneider, Keith C	0	0	0	0	0	0	0	0	0	0
Schwades, Charles Grayling	0	0	9	0	0	0	0	0	0	0
Shoffstall, David Eugene	0	0	0	0	0	0	0	0	0	0
Shue, Mickey A	0	47	0	0	0	0	0	0	0	0
Sillitoe, Kathy Ann	0	29	0	0	0	0	0	0	0	0
Smith, Donald Dale	0	0	0	0	0	0	0	0	0	0
Stefano, Barry Lee	44	0	0	0	0	0	0	4	8	0
Stewart, Malcolm S	11	0	0	6	0	18	0	1	2	0
Sudol, Corey F	0	39	0	0	0	0	0	0	0	0
Swegheimer, James A	0	56	0	0	0	0	0	0	0	0
Szczepkowski, Stephen A	0	0	0	0	0	0	0	0	0	0
Taylor, Donald Edward	0	0	0	0	0	0	0	0	0	0
Vanmeter Jr, Nathan Z	0	0	0	0	0	0	0	0	0	0
Watkins, Cedric D	0	0	0	0	0	0	0	0	0	0
White, Ronald D	0	48	0	0	0	0	0	0	0	0
Wierzbicki, Anthony	4	0	0	2	1	7	0	0	0	1
Williams, Elisa Matarlo	0	56	0	0	0	0	0	0	0	0
Wilson, Michael A	4	0	0	2	1	7	0	0	0	1
Wright, Thomas Leroy	0	0	0	0	0	0	0	0	0	0
PT Carroll, James Edward	0	0	5	0	0	0	0	0	0	0
PT Cooks, Barner Lee	TERM	0	4	0	0	0	0	0	0	0
PT Hoff, Harry E	TERM	0	0	0	0	0	0	0	0	0
PT Johns, Ralph	0	0	0	0	0	0	0	0	0	0
PT Sillitoe, Terry Wayne	0	19	0	0	0	0	0	0	0	0
PT Volz, Robert W.	TERM	0	48	0	0	0	0	0	0	0
PT Woodside, Michael	30	0	0	0	0	0	0	0	0	0
Callahan, Robert L	TERM	0	0	0	0	0	0	0	0	0
Casalina, Nicholas Paul	TERM	56	0	0	0	0	0	0	0	0
Didonato, Michael Angelo	TERM	0	0	0	0	0	0	0	0	0
Ebert, Harold B	TERM	0	52	0	0	0	0	0	0	0
Mericle, Roy J	TERM	0	56	0	0	0	0	0	0	0
Quinlan II, Frederick E	TERM	0	21	0	0	0	0	0	0	0
Radcliff, Max Lee	TERM	0	0	0	0	0	0	0	0	0
Rainey, Shantavious Simone	TERM	0	0	0	0	0	56	0	0	0
Woodard, Saint P	TERM	0	56	0	0	0	0	0	0	0
Zubek, Carl Andrew	TERM	0	0	0	0	0	0	0	0	0
Bonagura, John F	1	14	2	1	0	2	1	0	0	0
Haws, Scotty Lee	1	14	2	1	0	2	1	0	0	0
Hoy, John Patrick	1	14	2	1	0	2	1	0	0	0
	0	(15)	0	0	0	0	0	0	0	0
Total Florida	253	1,265	166	110	55	199	117	9	18	63

WATER SERVICE CORPORATION
 SE 50 - Operator Salary
 Distribution of Direct
 Salaries and Benefits
 Period Ended 03/31/07

Employee	Total	61-0646 Tierra Verde	62-0641 Lake Placid	64-0643 East Lake	66-0644 Pebble Creek	67-0647 Alafaya Utilities	68-0648 UI of Longwood	69-0649 Wedge- field	72-0672 Cypress Lakes	73-0673 UI of Eagle Ridge	88-0645 Mid- County	89-0660 Lake Utilities	90-0600 UI of Florida
Abendroch, Thomas W	160	0	0	0	0	0	0	0	0	0	0	0	23
Adkins, Jack	160	0	0	0	0	0	0	0	0	0	0	0	160
Alday, Christopher Thomas	118	0	0	0	0	58	14	18	0	0	0	0	28
Alday, James Roger	160	0	0	0	0	160	0	0	0	0	0	0	0
Anderson, Daniel S	160	0	0	0	0	0	0	0	0	0	0	0	34
Austin Jr, Arthur Charles	160	0	0	0	0	0	0	0	0	0	0	160	0
Becker, Jeffrey S	160	0	0	0	0	0	0	0	0	0	0	0	0
Bishop, Alvin Michael	160	0	0	0	0	0	0	0	0	0	0	0	0
Blasco, Christopher J	148	0	0	0	0	0	0	0	0	0	0	122	0
Borntrager, Jason S	160	0	0	47	114	0	0	0	0	0	0	0	0
Bosque, Ralph Alvarez	149	0	0	0	0	0	0	0	0	0	0	149	0
Buono, Robert A	160	0	0	0	0	0	0	0	0	160	0	0	0
Cardinal, Anthony Allen	160	0	0	0	0	0	0	0	0	0	0	0	160
Carver, Nathaniel Q.	160	0	0	0	0	37	9	12	0	0	0	0	18
Coates, Bill	160	0	0	0	0	0	0	0	0	0	0	126	7
Coffee Jr., John B	160	0	0	0	0	0	0	63	0	0	0	0	97
Cook, James H	160	0	0	0	0	0	0	0	0	0	0	0	0
Cooper, Robert K	156	0	0	0	0	0	15	0	0	0	0	0	7
Ebert, Shawn M	147	0	0	0	0	0	0	0	0	0	0	0	21
Eskew, James Franklin	160	0	0	0	0	0	0	0	0	0	0	0	0
Finch, Allan	160	0	0	0	0	0	0	0	0	0	0	0	160
Finehirsh, Jeffrey S	160	0	0	0	0	0	0	0	0	0	160	0	0
Flynn, Patrick C	160	3	1	2	5	17	4	5	4	6	8	23	19
Garcia Jr, Ismael	160	0	0	0	0	0	0	0	0	160	0	0	0
Gentilucci, Domenic Vincent	160	0	0	0	0	0	0	0	0	0	0	117	7
Godwin, Patrick Lynsey	160	0	0	0	0	0	0	0	0	0	0	0	0
Golembleski, Ed P.	160	0	0	0	0	0	0	0	0	160	0	0	0
Gongre, Bryan Keith	160	0	0	0	0	27	7	9	0	0	0	37	13
Goodwin, Douglas L	160	0	0	0	0	0	0	0	0	0	0	0	0
Gray, Roger A	160	0	0	0	0	0	0	160	0	0	0	0	0
Griffin, Brent Allen	19	0	0	0	0	0	2	0	0	0	0	0	1
Gunther, Mathew Joseph	160	0	0	0	0	0	0	0	0	0	160	0	0
Habery, Stephen J	160	0	0	0	0	0	0	0	0	0	0	0	160
Hamilton, Don L	145	0	0	0	0	0	0	0	145	0	0	0	0
Hampton, Jerome	160	0	0	0	0	160	0	0	0	0	0	0	0
Harden, Tyler Andrew	138	0	0	0	0	0	0	0	0	0	0	0	0
Harper, Scott A	152	0	0	0	0	0	0	0	0	0	0	0	0
Hogue, Raymond Harry	160	0	0	0	0	49	0	0	0	0	0	0	0
Hollister, Jimmie H	155	0	0	0	0	0	15	0	0	0	0	0	7
Holsapple, Roger E	160	0	0	0	0	0	0	160	0	0	0	0	0
Johnson, Robert Dean	34	0	0	0	0	0	0	0	0	0	0	34	0
Keys, Thomas Eugene	160	0	0	0	0	0	0	0	0	0	0	0	0
Kuhns, Joseph M	160	0	0	0	160	0	0	0	0	0	0	0	0
Learned, Scott C	161	0	0	0	0	107	0	34	0	0	0	0	0
Ledwell, Leonard E	160	0	0	0	0	0	0	0	0	0	0	160	0
Lisle Jr., John Dayton	160	0	0	0	0	0	0	0	0	0	0	0	0
Lorenzo, Alexander	160	0	0	0	0	0	0	0	0	0	0	0	28
Marinelli, John Allen	160	0	0	0	0	37	9	12	0	0	0	0	18
McPeeks, Jeffrey	157	0	0	0	0	0	0	0	0	0	0	0	0
McPhee, Allison Stevenson	160	0	0	0	0	0	0	0	0	0	0	0	0
Monat, Michael Paul	160	0	0	0	0	0	0	0	0	0	0	0	0
Morrell, Matthew J	142	0	0	0	0	0	0	0	0	0	0	0	20
Neal, William Lee	160	13	0	10	23	0	0	0	19	0	35	0	42
Overton, Michael A	160	0	0	0	0	122	0	38	0	0	0	0	0
Parrish, Raymond Alan	160	0	0	0	0	0	0	0	0	0	0	132	0
Pendarvis, James Howard	134	0	0	0	0	0	0	0	0	0	0	0	19
Pfouts, Steve L.	160	0	0	0	0	0	0	0	0	0	0	160	0
Phillips, Christopher R	160	0	0	0	0	78	19	25	0	0	0	0	38
Pinder, Jeffrey	160	0	0	0	0	0	0	0	0	0	0	0	23

WATER SERVICE CORPORATION
 BE 50 - Operator Salary
 Distribution of Direct
 Salaries and Benefits
 Period Ended 03/31/07

Employee	91-0640 Miles Grant	101-0680 Sanlando Util Corp	107-0691 Pennbrooke Sandalhaven	103-0690 UI Sandalhaven	104-0694 Bayside Util Serv	105-0695 South Gate UI	106-0693 Labrador	094-0002 Irrg Co	108-0692 UI Hutchinson	109-0699 Sandy Creek
Abendroth, Thomas W	0	138	0	0	0	0	0	0	0	0
Adkins, Jack	0	0	0	0	0	0	0	0	0	0
Alday, Christopher Thomas	0	0	0	0	0	0	0	0	0	0
Alday, James Roger	0	0	0	0	0	0	0	0	0	0
Anderson, Daniel S	0	0	126	0	0	0	0	0	0	0
Austin Jr., Arthur Charles	0	0	0	0	0	0	0	0	0	0
Becker, Jeffrey S	0	0	0	0	0	160	0	0	0	0
Bishop, Alvin Michael	0	0	0	0	74	0	0	0	0	86
Blasco, Christopher J	0	0	26	0	0	0	0	0	0	0
Borntrager, Jason S	0	0	0	0	0	0	0	0	0	0
Bosque, Ralph Alvarez	0	0	0	0	0	0	0	0	0	0
Buono, Robert A	0	0	0	0	0	0	0	0	0	0
Cardinal, Anthony Allen	0	0	0	0	0	0	0	0	0	0
Carver, Nathaniel Q.	0	84	0	0	0	0	0	0	0	0
Coates, Bill	0	0	27	0	0	0	0	0	0	0
Coffee Jr., John B	0	0	0	0	0	0	0	0	0	0
Cook, James H	0	0	0	0	74	0	0	0	0	86
Cooper, Robert K	0	134	0	0	0	0	0	0	0	0
Ebert, Shawn M	0	126	0	0	0	0	0	0	0	0
Eskew, James Franklin	160	0	0	0	0	0	0	0	0	0
Finch, Allan	0	0	0	0	0	0	0	0	0	0
Finehirsh, Jeffrey S	0	0	0	0	0	0	0	0	0	0
Flynn, Patrick C	4	39	5	2	1	7	3	0	1	1
Garcia Jr, Ismael	0	0	0	0	0	0	0	0	0	0
Gentilucci, Domenic Vincent	0	0	25	12	0	0	0	0	0	0
Godwin, Patrick Lynsey	0	0	0	160	0	0	0	0	0	0
Golembleski, Ed P.	0	0	0	0	0	0	0	0	0	0
Gongre, Bryan Keith	0	61	0	0	0	0	0	0	0	0
Goodwin, Douglas L	0	160	0	0	0	0	0	0	0	0
Gray, Roger A	0	0	0	0	0	0	0	0	0	0
Griffin, Brent Allen	0	16	0	0	0	0	0	0	0	0
Gunther, Mathew Joseph	0	0	0	0	0	0	0	0	0	0
Habery, Stephen J	0	0	0	0	0	0	0	0	0	0
Hamilton, Don L	0	0	0	0	0	0	0	0	0	0
Hampton, Jerome	0	0	0	0	0	0	0	0	0	0
Harden, Tyler Andrew	0	0	0	0	0	138	0	0	0	0
Harper, Scott A	0	0	0	0	0	0	152	0	0	0
Hogue, Raymond Harry	0	111	0	0	0	0	0	0	0	0
Hollister, Jimmie H	0	133	0	0	0	0	0	0	0	0
Holsapple, Roger E	0	0	0	0	0	0	0	0	0	0
Johnson, Robert Dean	0	0	0	0	0	0	0	0	0	0
Keys, Thomas Eugene	0	160	0	0	0	0	0	0	0	0
Kuhns, Joseph M	0	0	0	0	0	0	0	0	0	0
Learned, Scott C	0	0	0	0	0	0	0	0	0	0
Ledwell, Leonard E	0	0	0	0	0	0	0	0	0	0
Lisle Jr., John Dayton	126	0	0	0	0	0	12	22	0	0
Lorenzo, Alexander	0	132	0	0	0	0	0	0	0	0
Marinelli, John Allen	0	84	0	0	0	0	0	0	0	0
McPeeks, Jeffrey	0	0	0	0	0	157	0	0	0	0
McPhee, Allison Stevenson	0	0	160	0	0	0	0	0	0	0
Monat, Michael Paul	0	0	0	160	0	0	0	0	0	0
Morrell, Matthew J	0	122	0	0	0	0	0	0	0	0
Neal, William Lee	0	0	0	0	3	0	12	0	0	3
Overton, Michael A	0	0	0	0	0	0	0	0	0	0
Parrish, Raymond Alan	0	0	28	0	0	0	0	0	0	0
Pendarvis, James Howard	0	115	0	0	0	0	0	0	0	0
Pfouts, Steve L.	0	0	0	0	0	0	0	0	0	0
Phillips, Christopher R	0	0	0	0	0	0	0	0	0	0
Pinder, Jeffrey	0	138	0	0	0	0	0	0	0	0

WATER SERVICE CORPORATION
 SE 50 - Operator Salary
 Distribution of Direct
 Salaries and Benefits
 Period Ended 03/31/07

Employee	Total	61-0646 Tierre Verde	62-0641 Lake Placid	64-0643 East Lake	66-0644 Pebble Creek	67-0647 Alafaya Utilities	68-0648 UI of Longwood	69-0649 Wedge- field	72-0672 Cypress Lakes	73-0673 UI of Eagle Ridge	88-0645 Mid- County	89-0660 Lake Utilities	90-0600 UI of Florida
Remigio, Roberto Villamin	121	0	0	0	0	0	0	0	0	0	0	0	0
Roberts Jr., Eddie Eugene	160	0	0	0	0	0	0	0	0	0	0	0	0
Schneider, Keith C	160	0	0	0	0	0	0	0	0	0	0	0	160
Schwades, Charles Grayling	160	0	0	0	0	0	0	0	0	0	0	126	7
Shoffstall, David Eugene	160	0	0	0	0	0	0	0	160	0	0	0	0
Shue, Mickey A	160	0	0	0	0	0	0	19	0	0	0	0	7
Sillitoe, Kathy Ann	160	0	0	0	0	37	9	12	0	0	0	0	18
Smith, Donald Dale	160	0	0	0	0	0	0	0	0	0	0	160	0
Stefano, Barry Lee	160	0	0	0	0	0	0	0	0	0	0	0	0
Stewart, Malcolm S	160	0	4	0	0	0	0	0	0	46	0	0	0
Sudol, Corey F	160	0	0	0	0	49	0	0	0	0	0	0	0
Swegheimer, James A	160	0	0	0	0	0	0	0	0	0	0	0	0
Szczepkowski, Stephen A	160	0	0	0	0	0	0	0	0	0	160	0	0
Taylor, Donald Edward	160	0	0	0	0	122	0	38	0	0	0	0	0
Vannmeter Jr, Nathan Z	160	0	0	0	0	0	160	0	0	0	0	0	0
Watkins, Cedric D	49	0	0	0	0	0	0	0	0	0	0	49	0
White, Ronald D	160	0	0	0	0	0	15	0	0	0	0	0	7
Wierzbicki, Anthony	160	9	2	7	16	0	0	0	13	18	24	0	29
Williams, Elisa Matarlo	160	0	0	0	0	0	0	0	0	0	0	0	0
Wilson, Michael A	160	9	2	7	16	0	0	0	13	18	24	0	29
Wright, Thomas Leroy	160	0	0	0	0	0	0	0	0	0	0	160	0
PT Carroll, James Edward	75	0	0	0	0	0	0	0	0	0	0	62	0
PT Cooks, Barner Lee	TERM 66	0	0	0	0	0	0	0	0	0	0	55	0
PT Hoff, Harry E	TERM 70	0	0	20	49	0	0	0	0	0	0	0	0
PT Johns, Ralph	72	0	0	0	0	0	0	0	0	0	72	0	0
PT Sillitoe, Terry Wayne	65	0	0	0	0	0	0	0	0	0	0	0	11
PT Volz, Robert W.	TERM 158	0	0	0	0	0	0	0	0	0	0	0	20
PT Woodside, Michael	86	0	0	0	0	0	0	0	0	0	0	0	0
Callahan, Robert L	TERM 143	0	0	0	0	0	0	0	0	0	0	143	0
Casalina, Nicholas Paul	TERM 160	0	0	0	0	0	0	0	0	0	0	0	0
Didonato, Michael Angelo	TERM 24	0	0	0	0	0	0	0	0	24	0	0	0
Ebert, Harold B	TERM 150	0	0	0	0	0	0	0	0	0	0	0	0
Mericle, Roy J	TERM 160	0	0	0	0	0	0	0	0	0	0	0	0
Quinlan II, Frederick E	TERM 69	0	0	0	0	0	6	0	0	0	0	0	4
Radcliff, Max Lee	TERM 47	0	0	0	0	0	0	0	0	47	0	0	0
Rainey, Shantavious Simone	TERM 160	0	0	0	0	0	0	0	0	0	0	0	0
Woodard, Saint P	TERM 160	0	0	0	0	0	0	0	0	0	0	0	0
Zubek, Carl Andrew	TERM 160	0	0	0	0	160	0	0	0	0	0	0	0
Bonagura, John F	160	3	1	2	5	17	4	5	4	6	8	23	19
Haws, Scotty Lee	160	3	1	2	5	17	4	5	4	6	8	23	19
Hoy, John Patrick	160	3	1	2	5	17	4	5	4	6	8	23	19
(759)	0	0	0	0	0	0	0	0	0	0	0	0	0
Total Florida	13,753	43	12	99	398	1,271	296	620	366	497	827	2,044	1,459

WATER SERVICE CORPORATION
 SE 50 - Operator Salary
 Distribution of Direct
 Salaries and Benefits
 Period Ended 03/31/07

Employee	91-0640	101-0680	107-0691	103-0690	104-0694	105-0695	106-0693	094-0002	108-0692	109-0699
	Miles Grant	Sanlando Util Corp	Pennbrooke	UI Sandalhaven	Bayside Util Serv	South Gate UI	Labrador	Irrg Co	UI Hutchinson	Sandy Creek
Remigio, Roberto Villamin	0	121	0	0	0	0	0	0	0	0
Roberts Jr., Eddie Eugene	0	160	0	0	0	0	0	0	0	0
Schneider, Keith C	0	0	0	0	0	0	0	0	0	0
Schwades, Charles Grayling	0	0	27	0	0	0	0	0	0	0
Shoffstall, David Eugene	0	0	0	0	0	0	0	0	0	0
Shue, Mickey A	0	135	0	0	0	0	0	0	0	0
Sillitoe, Kathy Ann	0	84	0	0	0	0	0	0	0	0
Smith, Donald Dale	0	0	0	0	0	0	0	0	0	0
Stefano, Barry Lee	126	0	0	0	0	0	0	12	22	0
Stewart, Malcolm S	30	0	0	18	0	53	0	3	5	0
Sudol, Corey F	0	111	0	0	0	0	0	0	0	0
Swegheimer, James A	0	160	0	0	0	0	0	0	0	0
Szczepkowski, Stephen A	0	0	0	0	0	0	0	0	0	0
Taylor, Donald Edward	0	0	0	0	0	0	0	0	0	0
Vanmeter Jr, Nathan Z	0	0	0	0	0	0	0	0	0	0
Watkins, Cedric D	0	0	0	0	0	0	0	0	0	0
White, Ronald D	0	138	0	0	0	0	0	0	0	0
Wiersbicki, Anthony	12	0	0	7	2	21	0	0	0	2
Williams, Elisa Matarlo	0	160	0	0	0	0	0	0	0	0
Wilson, Michael A	12	0	0	7	2	21	0	0	0	2
Wright, Thomas Leroy	0	0	0	0	0	0	0	0	0	0
PT Carroll, James Edward	0	0	13	0	0	0	0	0	0	0
PT Cooks, Barner Lee	TERM	0	11	0	0	0	0	0	0	0
PT Hoff, Harry E	TERM	0	0	0	0	0	0	0	0	0
PT Johns, Ralph	0	0	0	0	0	0	0	0	0	0
PT Sillitoe, Terry Wayne	0	53	0	0	0	0	0	0	0	0
PT Volz, Robert W.	TERM	0	138	0	0	0	0	0	0	0
PT Woodside, Michael	26	0	0	0	0	0	0	0	0	0
Callahan, Robert L	TERM	0	0	0	0	0	0	0	0	0
Casalina, Nicholas Paul	TERM	160	0	0	0	0	0	0	0	0
Didonato, Michael Angelo	TERM	0	0	0	0	0	0	0	0	0
Ebert, Harold B	TERM	0	150	0	0	0	0	0	0	0
Mericle, Roy J	TERM	0	160	0	0	0	0	0	0	0
Quinlan II, Frederick E	TERM	0	59	0	0	0	0	0	0	0
Radcliff, Max Lee	TERM	0	0	0	0	0	0	0	0	0
Rainey, Shantavious Simone	TERM	0	0	0	0	0	160	0	0	0
Woodard, Saint P	TERM	0	160	0	0	0	0	0	0	0
Zubek, Carl Andrew	TERM	0	0	0	0	0	0	0	0	0
Bonagura, John F	4	39	5	2	1	7	3	0	1	1
Haws, Scotty Lee	4	39	5	2	1	7	3	0	1	1
Hoy, John Patrick	4	39	5	2	1	7	3	0	1	1
	0	(759)	0	0	0	0	0	0	0	0
Total Florida	728	2,900	471	372	159	578	336	27	53	183

WATER SERVICE CORPORATION
 SE 50 - Operator Salary
 Distribution of Direct
 Salaries and Benefits
 Period Ended 03/31/07

Employee	Total	61-0646 Tierre Verde	62-0641 Lake Placid	64-0643 East Lake	66-0644 Pebble Creek	67-0647 Alafaya Utilities	68-0648 UI of Longwood	69-0649 Wedge- Field	72-0672 Cypress Lakes	73-0673 UI of Eagle Ridge	88-0645 Mid- County	89-0660 Lake Utilities	90-0600 UI of Florida
Pension													
Abendroch, Thomas W	156	0	0	0	0	0	0	0	0	0	0	0	22
Adkins, Jack	167	0	0	0	0	0	0	0	0	0	0	0	167
Alday, Christopher Thomas	105	0	0	0	0	51	13	16	0	0	0	0	25
Alday, James Roger	156	0	0	0	0	156	0	0	0	0	0	0	0
Anderson, Daniel S	205	0	0	0	0	0	0	0	0	0	0	0	44
Austin Jr, Arthur Charles	153	0	0	0	0	0	0	0	0	0	0	153	0
Becker, Jeffrey S	197	0	0	0	0	0	0	0	0	0	0	0	0
Bishop, Alvin Michael	159	0	0	0	0	0	0	0	0	0	0	0	0
Blasco, Christopher J	132	0	0	0	0	0	0	0	0	0	0	0	0
Borntrager, Jason S	162	0	0	47	115	0	0	0	0	0	0	109	0
Bosque, Ralph Alvarez	132	0	0	0	0	0	0	0	0	0	0	132	0
Buono, Robert A	180	0	0	0	0	0	0	0	0	0	180	0	0
Cardinal, Anthony Allen	150	0	0	0	0	0	0	0	0	0	0	0	150
Carver, Nathaniel Q.	306	0	0	0	0	71	18	23	0	0	0	0	35
Coates, Bill	317	0	0	0	0	0	0	0	0	0	0	250	14
Coffee Jr., John B	177	0	0	0	0	0	0	70	0	0	0	0	107
Cook, James H	243	0	0	0	0	0	0	0	0	0	0	0	0
Cooper, Robert K	139	0	0	0	0	0	13	0	0	0	0	0	0
Ebert, Shawn M	131	0	0	0	0	0	0	0	0	0	0	0	6
Eskew, James Franklin	245	0	0	0	0	0	0	0	0	0	0	0	19
Finch, Allan	169	0	0	0	0	0	0	0	0	0	0	0	0
Finehirsh, Jeffrey S	168	0	0	0	0	0	0	0	0	0	168	0	0
Flynn, Patrick C	557	10	2	7	18	60	15	19	15	21	27	81	67
Garcia Jr, Ismael	216	0	0	0	0	0	0	0	0	216	0	0	0
Gentilucci, Domenic Vincent	235	0	0	0	0	0	0	0	0	0	0	172	10
Godwin, Patrick Lynsey	289	0	0	0	0	0	0	0	0	0	0	0	0
Golembleski, Ed P.	205	0	0	0	0	0	0	0	0	205	0	0	0
Gongre, Bryan Keith	375	0	0	0	0	63	16	20	0	0	0	86	31
Goodwin, Douglas L	183	0	0	0	0	0	0	0	0	0	0	0	0
Gray, Roger A	181	0	0	0	0	0	0	181	0	0	0	0	0
Griffin, Brent Allen	17	0	0	0	0	0	2	0	0	0	0	0	0
Gunther, Mathew Joseph	199	0	0	0	0	0	0	0	0	0	199	0	1
Habery, Stephen J	249	0	0	0	0	0	0	0	0	0	0	0	249
Hamilton, Don L	129	0	0	0	0	0	0	0	129	0	0	0	0
Hampton, Jerome	189	0	0	0	0	189	0	0	0	0	0	0	0
Harden, Tyler Andrew	123	0	0	0	0	0	0	0	0	0	0	0	0
Harper, Scott A	135	0	0	0	0	0	0	0	0	0	0	0	0
Hogue, Raymond Harry	171	0	0	0	0	53	0	0	0	0	0	0	0
Hollister, Jimmie H	138	0	0	0	0	0	13	0	0	0	0	0	6
Holsapple, Roger E	244	0	0	0	0	0	0	244	0	0	0	0	0
Johnson, Robert Dean	31	0	0	0	0	0	0	0	0	0	0	31	0
Keys, Thomas Eugene	225	0	0	0	0	0	0	0	0	0	0	0	0
Kuhns, Joseph M	219	0	0	0	219	0	0	0	0	0	0	0	0
Learned, Scott C	126	0	0	0	0	96	0	30	0	0	0	0	0
Ledwell, Leonard E	142	0	0	0	0	0	0	0	0	0	0	142	0
Lisle Jr., Jonn Dayton	222	0	0	0	0	0	0	0	0	0	0	0	0
Lorenzo, Alexander	224	0	0	0	0	0	0	0	0	0	0	0	40
Marinelli, John Allen	291	0	0	0	0	68	17	21	0	0	0	0	33
McPeeks, Jeffrey	140	0	0	0	0	0	0	0	0	0	0	0	0
McPhee, Allison Stevenson	203	0	0	0	0	0	0	0	0	0	0	0	0
Monat, Michael Paul	208	0	0	0	0	0	0	0	0	0	0	0	0
Morrell, Matthew J	127	0	0	0	0	0	0	0	0	0	0	0	18
Neal, William Lee	254	20	0	15	37	0	0	0	30	0	56	0	67
Overton, Michael A	147	0	0	0	0	112	0	35	0	0	0	0	0
Parrish, Raymond Alan	174	0	0	0	0	0	0	0	0	0	0	144	0
Pendarvis, James Howard	120	0	0	0	0	0	0	0	0	0	0	0	17
Pfouts, Steve L.	199	0	0	0	0	0	0	0	0	0	0	199	0
Phillips, Christopher R	148	0	0	0	0	72	18	23	0	0	0	0	35
Pinder, Jeffrey	220	0	0	0	0	0	0	0	0	0	0	0	31

WATER SERVICE CORPORATION
 SE 50 - Operator Salary
 Distribution of Direct
 Salaries and Benefits
 Period Ended 03/31/07

Employee	91-0640 Miles Grant	101-0680 Sanlando Util Corp	107-0691 Pennbrooke	103-0690 UI Sandalhaven	104-0694 Bayside Util Serv	105-0695 South Gate UI	106-0693 Labrador	094-0002 Irrg Co	108-0692 UI Hutchinson	109-0699 Sandy Creek
Pension										
Abendroth, Thomas W	0	134	0	0	0	0	0	0	0	0
Adkins, Jack	0	0	0	0	0	0	0	0	0	0
Alday, Christopher Thomas	0	0	0	0	0	0	0	0	0	0
Alday, James Roger	0	0	0	0	0	0	0	0	0	0
Anderson, Daniel S	0	0	161	0	0	0	0	0	0	0
Austin Jr, Arthur Charles	0	0	0	0	0	0	0	0	0	0
Becker, Jeffrey S	0	0	0	0	0	197	0	0	0	0
Bishop, Alvin Michael	0	0	0	0	74	0	0	0	0	85
Blasco, Christopher J	0	0	23	0	0	0	0	0	0	0
Borntrager, Jason S	0	0	0	0	0	0	0	0	0	0
Bosque, Ralph Alvarez	0	0	0	0	0	0	0	0	0	0
Buono, Robert A	0	0	0	0	0	0	0	0	0	0
Cardinal, Anthony Allen	0	0	0	0	0	0	0	0	0	0
Carver, Nathaniel Q.	0	160	0	0	0	0	0	0	0	0
Coates, Bill	0	0	51	0	0	0	0	0	0	0
Coffee Jr., John B	0	0	0	0	0	0	0	0	0	0
Cook, James H	0	0	0	0	113	0	0	0	0	130
Cooper, Robert K	0	120	0	0	0	0	0	0	0	0
Ebert, Shawn M	0	112	0	0	0	0	0	0	0	0
Eskew, James Franklin	245	0	0	0	0	0	0	0	0	0
Finch, Allan	0	0	0	0	0	0	0	0	0	0
Finehirsh, Jeffrey S	0	0	0	0	0	0	0	0	0	0
Flynn, Patrick C	13	135	17	8	2	24	10	1	2	2
Garcia Jr, Ismael	0	0	0	0	0	0	0	0	0	0
Gentilucci, Domenic Vincent	0	0	36	17	0	0	0	0	0	0
Godwin, Patrick Lynsey	0	0	0	289	0	0	0	0	0	0
Golembleski, Ed P.	0	0	0	0	0	0	0	0	0	0
Gongre, Bryan Keith	0	142	18	0	0	0	0	0	0	0
Goodwin, Douglas L	0	183	0	0	0	0	0	0	0	0
Gray, Roger A	0	0	0	0	0	0	0	0	0	0
Griffin, Brent Allen	0	15	0	0	0	0	0	0	0	0
Gunther, Mathew Joseph	0	0	0	0	0	0	0	0	0	0
Habery, Stephen J	0	0	0	0	0	0	0	0	0	0
Hamilton, Don L	0	0	0	0	0	0	0	0	0	0
Hampton, Jerome	0	0	0	0	0	0	0	0	0	0
Harden, Tyler Andrew	0	0	0	0	0	123	0	0	0	0
Harper, Scott A	0	0	0	0	0	0	135	0	0	0
Hogue, Raymond Harry	0	118	0	0	0	0	0	0	0	0
Hollister, Jimmie H	0	119	0	0	0	0	0	0	0	0
Holsapple, Roger E	0	0	0	0	0	0	0	0	0	0
Johnson, Robert Dean	0	0	0	0	0	0	0	0	0	0
Keys, Thomas Eugene	0	226	0	0	0	0	0	0	0	0
Kuhns, Joseph M	0	0	0	0	0	0	0	0	0	0
Learned, Scott C	0	0	0	0	0	0	0	0	0	0
Ledwell, Leonard E	0	0	0	0	0	0	0	0	0	0
Lisle Jr., John Dayton	174	0	0	0	0	0	0	17	31	0
Lorenzo, Alexander	0	184	0	0	0	0	0	0	0	0
Marinelli, John Allen	0	152	0	0	0	0	0	0	0	0
McPeeks, Jeffrey	0	0	0	0	0	140	0	0	0	0
McPhee, Allison Stevenson	0	0	203	0	0	0	0	0	0	0
Monat, Michael Paul	0	0	0	208	0	0	0	0	0	0
Morrell, Matthew J	0	109	0	0	0	0	0	0	0	0
Neal, William Lee	0	0	0	0	4	0	20	0	0	5
Overton, Michael A	0	0	0	0	0	0	0	0	0	0
Parrish, Raymond Alan	0	0	30	0	0	0	0	0	0	0
Pendarvis, James Howard	0	103	0	0	0	0	0	0	0	0
Pfouts, Steve L.	0	0	0	0	0	0	0	0	0	0
Phillips, Christopher R	0	0	0	0	0	0	0	0	0	0
Pinder, Jeffrey	0	189	0	0	0	0	0	0	0	0

WATER SERVICE CORPORATION
 SE 50 - Operator Salary
 Distribution of Direct
 Salaries and Benefits
 Period Ended 03/31/07

Employee	Total	61-0646 Tierra Verde	62-0641 Lake Placid	64-0643 East Lake	66-0644 Pebble Creek	67-0647 Alafaya Utilities	68-0648 UI of Longwood	69-0649 Wedge- field	72-0672 Cypress Lakes	73-0673 UI of Eagle Ridge	88-0645 Mid- County	89-0660 Lake Utilities	90-0600 UI of Florida
Remigio, Roberto Villamin	108	0	0	0	0	0	0	0	0	0	0	0	0
Roberts Jr., Eddie Eugene	184	0	0	0	0	0	0	0	0	0	0	0	0
Schneider, Keith C	152	0	0	0	0	0	0	0	0	0	0	0	152
Schwades, Charles Grayling	236	0	0	0	0	0	0	0	0	0	0	186	11
Shoffstall, David Eugene	227	0	0	0	0	0	0	0	227	0	0	0	0
Shue, Mickey A	155	0	0	0	0	0	0	18	0	0	0	0	7
Sillitoe, Kathy Ann	254	0	0	0	0	59	15	19	0	0	0	0	29
Smith, Donald Dale	153	0	0	0	0	0	0	0	0	0	0	153	0
Stefano, Barry Lee	146	0	0	0	0	0	0	0	0	0	0	0	0
Stewart, Malcolm S	281	0	8	0	0	0	0	0	0	81	0	0	0
Sudol, Corey F	221	0	0	0	0	68	0	0	0	0	0	0	0
Swegheimer, James A	214	0	0	0	0	0	0	0	0	0	0	0	0
Szczepkowski, Stephen A	199	0	0	0	0	0	0	0	0	0	199	0	0
Taylor, Donald Edward	214	0	0	0	0	163	0	51	0	0	0	0	0
Vanmeter Jr, Nathan Z	202	0	0	0	0	0	202	0	0	0	0	0	0
Watkins, Cedric D	44	0	0	0	0	0	0	0	0	0	0	44	0
White, Ronald D	208	0	0	0	0	0	20	0	0	0	0	0	9
Wierzbicki, Anthony	329	18	4	13	33	0	0	26	37	50	0	0	59
Williams, Elisa Matarlo	158	0	0	0	0	0	0	0	0	0	0	0	0
Wilson, Michael A	367	20	4	15	36	0	0	29	42	55	0	0	66
Wright, Thomas Leroy	144	0	0	0	0	0	0	0	0	0	0	144	0
PT Carroll, James Edward	0	0	0	0	0	0	0	0	0	0	0	0	0
PT Cocks, Barner Lee	0	0	0	0	0	0	0	0	0	0	0	0	0
PT Hoff, Harry E	0	0	0	0	0	0	0	0	0	0	0	0	0
PT Johns, Ralph	0	0	0	0	0	0	0	0	0	0	0	0	0
PT Sillitoe, Terry Wayne	0	0	0	0	0	0	0	0	0	0	0	0	0
PT Volz, Robert W.	0	0	0	0	0	0	0	0	0	0	0	0	0
PT Woodside, Michael	0	0	0	0	0	0	0	0	0	0	0	0	0
Callahan, Robert L.	127	0	0	0	0	0	0	0	0	0	0	127	0
Casalina, Nicholas Paul	198	0	0	0	0	0	0	0	0	0	0	0	0
Didonato, Michael Angelo	21	0	0	0	0	0	0	0	21	0	0	0	0
Ebert, Harold B	134	0	0	0	0	0	0	0	0	0	0	0	0
Mericle, Roy J	200	0	0	0	0	0	0	0	0	0	0	0	0
Quinlan II, Frederick E	61	0	0	0	0	0	6	0	0	0	0	0	3
Radcliff, Max Lee	42	0	0	0	0	0	0	0	42	0	0	0	0
Rainey, Shantavious Simone	236	0	0	0	0	0	0	0	0	0	0	0	0
Woodard, Saint P	161	0	0	0	0	0	0	0	0	0	0	0	0
Zubek, Carl Andrew	167	0	0	0	0	167	0	0	0	0	0	0	0
Bonagura, John F	332	6	1	4	11	36	9	11	9	12	16	48	40
Haws, Scotty Lee	350	6	1	5	11	38	9	12	9	13	17	51	42
Hoy, John Patrick	830	15	3	11	27	89	22	28	22	31	41	121	99
0	0	0	0	0	0	0	0	0	0	0	0	0	0
Total Florida	18,260	95	23	117	507	1,611	408	821	496	721	1,008	2,373	1,880

WATER SERVICE CORPORATION
 SE 50 - Operator Salary
 Distribution of Direct
 Salaries and Benefits
 Period Ended 03/31/07

Employee	91-0640	101-0680	107-0691	103-0690	104-0694	105-0695	106-0693	094-0002	108-0692	109-0699
	Miles Grant	Sanlando Util Corp	Pembroke	UI Sandalhaven	Bayside Util Serv	South Gate UI	Labrador	Irrg Co	UI Hutchinson	Sandy Creek
Remigio, Roberto Villamin	0	108	0	0	0	0	0	0	0	0
Roberts Jr., Eddie Eugene	0	184	0	0	0	0	0	0	0	0
Schneider, Keith C	0	0	0	0	0	0	0	0	0	0
Schwades, Charles Grayling	0	0	39	0	0	0	0	0	0	0
Shoffstall, David Eugene	0	0	0	0	0	0	0	0	0	0
Shue, Mickey A	0	130	0	0	0	0	0	0	0	0
Sillitoe, Kathy Ann	0	133	0	0	0	0	0	0	0	0
Smith, Donald Dale	0	0	0	0	0	0	0	0	0	0
Stefano, Barry Lee	114	0	0	0	0	0	0	11	20	0
Stewart, Malcolm S	53	0	0	32	0	93	0	5	9	0
Sudol, Corey F	0	153	0	0	0	0	0	0	0	0
Swegheimer, James A	0	214	0	0	0	0	0	0	0	0
Szczepkowski, Stephen A	0	0	0	0	0	0	0	0	0	0
Taylor, Donald Edward	0	0	0	0	0	0	0	0	0	0
Vanmeter Jr, Nathan Z	0	0	0	0	0	0	0	0	0	0
Watkins, Cedric D	0	0	0	0	0	0	0	0	0	0
White, Ronald D	0	179	0	0	0	0	0	0	0	0
Wierzbicki, Anthony	24	0	0	15	4	43	0	0	0	4
Williams, Elisa Matarlo	0	158	0	0	0	0	0	0	0	0
Wilson, Michael A	27	0	0	16	4	48	0	0	0	5
Wright, Thomas Leroy	0	0	0	0	0	0	0	0	0	0
PT Carroll, James Edward	0	0	0	0	0	0	0	0	0	0
PT Cooks, Barner Lee	TERM	0	0	0	0	0	0	0	0	0
PT Hoff, Harry E	TERM	0	0	0	0	0	0	0	0	0
PT Johns, Ralph	0	0	0	0	0	0	0	0	0	0
PT Sillitoe, Terry Wayne	0	0	0	0	0	0	0	0	0	0
PT Volz, Robert W.	TERM	0	0	0	0	0	0	0	0	0
PT Woodside, Michael	0	0	0	0	0	0	0	0	0	0
Callahan, Robert L	TERM	0	0	0	0	0	0	0	0	0
Casalina, Nicholas Paul	TERM	198	0	0	0	0	0	0	0	0
Didonato, Michael Angelo	TERM	0	0	0	0	0	0	0	0	0
Ebert, Harold B	TERM	0	134	0	0	0	0	0	0	0
Mericle, Roy J	TERM	0	200	0	0	0	0	0	0	0
Quinlan II, Frederick E	TERM	0	52	0	0	0	0	0	0	0
Radcliff, Max Lee	TERM	0	0	0	0	0	0	0	0	0
Rainey, Shantavious Simone	TERM	0	0	0	0	0	236	0	0	0
Woodard, Saint P	TERM	0	151	0	0	0	0	0	0	0
Zubek, Cari Andrew	TERM	0	0	0	0	0	0	0	0	0
Bonagura, John F	8	80	10	5	1	14	6	1	1	1
Haws, Scotty Lee	8	85	11	5	1	15	6	1	2	1
Hoy, John Patrick	20	201	25	12	3	35	14	2	4	3
	0	0	0	0	0	0	0	0	0	0
Total Florida	884	4,373	626	607	206	732	427	38	69	236

WATER SERVICE CORPORATION
 SE 50 - Operator Salary
 Distribution of Direct
 Salaries and Benefits
 Period Ended 03/31/07

Employee	Total	61-0646	62-0641	64-0643	66-0644	67-0647	68-0648	69-0649	72-0672	73-0673	88-0645	89-0660	90-0600
		Tierre Verde	Lake Placid	East Lake	Pebble Creek	Alafaya Utilities	UI of Longwood	Wedge-field	Cypress Lakes	UT of Eagle Ridge	Mid-County	Lake Utilities	UI of Florida
401K													
Abendroth, Thomas W	207	0	0	0	0	0	0	0	0	0	0	0	29
Adkins, Jack	221	0	0	0	0	0	0	0	0	0	0	0	221
Alday, Christopher Thomas	139	0	0	0	0	68	17	21	0	0	0	0	33
Alday, James Roger	206	0	0	0	0	206	0	0	0	0	0	0	0
Anderson, Daniel S	272	0	0	0	0	0	0	0	0	0	0	0	58
Austin Jr, Arthur Charles	202	0	0	0	0	0	0	0	0	0	0	202	0
Becker, Jeffrey S	261	0	0	0	0	0	0	0	0	0	0	0	0
Bishop, Alvin Michael	211	0	0	0	0	0	0	0	0	0	0	0	0
Blasco, Christopher J	175	0	0	0	0	0	0	0	0	0	0	145	0
Borntrager, Jason S	214	0	0	62	152	0	0	0	0	0	0	0	0
Bosque, Ralph Alvarez	175	0	0	0	0	0	0	0	0	0	0	175	0
Buono, Robert A	238	0	0	0	0	0	0	0	0	0	238	0	0
Cardinal, Anthony Allen	198	0	0	0	0	0	0	0	0	0	0	0	198
Carver, Nathaniel Q.	405	0	0	0	0	94	23	30	0	0	0	0	46
Coates, Bill	419	0	0	0	0	0	0	0	0	0	0	331	19
Coffee Jr., John B	235	0	0	0	0	0	0	93	0	0	0	0	142
Cook, James H	321	0	0	0	0	0	0	0	0	0	0	0	0
Cooper, Robert K	184	0	0	0	0	0	17	0	0	0	0	0	8
Ebert, Shawn H	174	0	0	0	0	0	0	0	0	0	0	0	25
Eskew, James Franklin	324	0	0	0	0	0	0	0	0	0	0	0	0
Finch, Allan	224	0	0	0	0	0	0	0	0	0	0	0	224
Finehirsh, Jeffrey S	222	0	0	0	0	0	0	0	0	0	222	0	0
Flynn, Patrick C	737	13	3	10	24	79	20	25	19	27	36	108	88
Garcia Jr, Ismael	285	0	0	0	0	0	0	0	0	285	0	0	0
Gentilucci, Domenic Vincent	312	0	0	0	0	0	0	0	0	0	0	228	13
Godwin, Patrick Lynsey	381	0	0	0	0	0	0	0	0	0	0	0	0
Golembleski, Ed P.	271	0	0	0	0	0	0	0	0	271	0	0	0
Gongre, Bryan Keith	496	0	0	0	0	84	21	26	0	0	0	113	40
Goodwin, Douglas L	243	0	0	0	0	0	0	0	0	0	0	0	0
Gray, Roger A	240	0	0	0	0	0	0	240	0	0	0	0	0
Griffin, Brent Allen	22	0	0	0	0	0	2	0	0	0	0	0	1
Gunther, Mathew Joseph	263	0	0	0	0	0	0	0	0	0	263	0	0
Habery, Stephen J	330	0	0	0	0	0	0	0	0	0	0	0	330
Hamilton, Don L	171	0	0	0	0	0	0	0	171	0	0	0	0
Hampton, Jerome	250	0	0	0	0	250	0	0	0	0	0	0	0
Harden, Tyler Andrew	163	0	0	0	0	0	0	0	0	0	0	0	0
Harper, Scott A	179	0	0	0	0	0	0	0	0	0	0	0	0
Hogue, Raymond Harry	227	0	0	0	0	70	0	0	0	0	0	0	0
Hollister, Jimmie H	182	0	0	0	0	0	17	0	0	0	0	0	8
Holsapple, Roger E	324	0	0	0	0	0	0	324	0	0	0	0	0
Johnson, Robert Dean	40	0	0	0	0	0	0	0	0	0	0	40	0
Keys, Thomas Eugene	299	0	0	0	0	0	0	0	0	0	0	0	0
Kuhns, Joseph M	290	0	0	0	290	0	0	0	0	0	0	0	0
Learned, Scott C	166	0	0	0	0	126	0	40	0	0	0	0	0
Ledwell, Leonard E	188	0	0	0	0	0	0	0	0	0	0	188	0
Lisle Jr., John Dayton	294	0	0	0	0	0	0	0	0	0	0	0	0
Lorenzo, Alexander	296	0	0	0	0	0	0	0	0	0	0	0	52
Marinelli, John Allen	385	0	0	0	0	90	22	28	0	0	0	0	43
McPeeks, Jeffrey	185	0	0	0	0	0	0	0	0	0	0	0	0
McPhee, Allison Stevenson	268	0	0	0	0	0	0	0	0	0	0	0	0
Monat, Michael Paul	275	0	0	0	0	0	0	0	0	0	0	0	0
Morrell, Matthew J	168	0	0	0	0	0	0	0	0	0	0	0	24
Neal, William Lee	336	27	0	20	49	0	0	0	39	0	74	0	89
Overton, Michael A	194	0	0	0	0	147	0	47	0	0	0	0	0
Parrish, Raymond Alan	230	0	0	0	0	0	0	0	0	0	0	190	0
Pendarvis, James Howard	158	0	0	0	0	0	0	0	0	0	0	0	22
Pfouts, Steve L.	264	0	0	0	0	0	0	0	0	0	0	264	0
Phillips, Christopher R	196	0	0	0	0	96	24	30	0	0	0	0	46
Pinder, Jeffrey	291	0	0	0	0	0	0	0	0	0	0	0	41

WATER SERVICE CORPORATION
 SE 50 - Operator Salary
 Distribution of Direct
 Salaries and Benefits
 Period Ended 03/31/07

Employee	91-0640 Miles Grant	101-0680 Sanlando Util Corp	107-0691 Pannbrooke	103-0690 UI Sandahaven	104-0694 Bayside Util Serv	105-0695 South Care UI	106-0693 Labrador	094-0002 Irrg Co	108-0692 UI Hutchinson	109-0699 Sandy Creek
Abendroth, Thomas W	0	178	0	0	0	0	0	0	0	0
Adkins, Jack	0	0	0	0	0	0	0	0	0	0
Alday, Christopher Thomas	0	0	0	0	0	0	0	0	0	0
Alday, James Roger	0	0	0	0	0	0	0	0	0	0
Anderson, Daniel S	0	0	214	0	0	0	0	0	0	0
Austin Jr, Arthur Charles	0	0	0	0	0	0	0	0	0	0
Becker, Jeffrey S	0	0	0	0	0	261	0	0	0	0
Bishop, Alvin Michael	0	0	0	0	98	0	0	0	0	113
Blasco, Christopher J	0	0	30	0	0	0	0	0	0	0
Borntrager, Jason S	0	0	0	0	0	0	0	0	0	0
Bosque, Ralph Alvarez	0	0	0	0	0	0	0	0	0	0
Buono, Robert A	0	0	0	0	0	0	0	0	0	0
Cardinal, Anthony Allen	0	0	0	0	0	0	0	0	0	0
Carver, Nathaniel Q.	0	212	0	0	0	0	0	0	0	0
Costes, Bill	0	0	69	0	0	0	0	0	0	0
Coffee Jr., John B	0	0	0	0	0	0	0	0	0	0
Cook, James H	0	0	0	0	149	0	0	0	0	172
Cooper, Robert K	0	159	0	0	0	0	0	0	0	0
Ebert, Shawn M	0	149	0	0	0	0	0	0	0	0
Eskew, James Franklin	324	0	0	0	0	0	0	0	0	0
Finch, Allan	0	0	0	0	0	0	0	0	0	0
Finehirsh, Jeffrey S	0	0	0	0	0	0	0	0	0	0
Flynn, Patrick C	18	179	23	11	3	31	13	2	3	3
Garcia Jr, Ismael	0	0	0	0	0	0	0	0	0	0
Gentilucci, Domenic Vincent	0	0	48	23	0	0	0	0	0	0
Godwin, Patrick Lynsey	0	0	0	383	0	0	0	0	0	0
Golembleski, Ed P.	0	0	0	0	0	0	0	0	0	0
Gongre, Bryan Keith	0	188	24	0	0	0	0	0	0	0
Goodwin, Douglas L	0	243	0	0	0	0	0	0	0	0
Gray, Roger A	0	0	0	0	0	0	0	0	0	0
Griffin, Brent Allen	0	19	0	0	0	0	0	0	0	0
Gunther, Mathew Joseph	0	0	0	0	0	0	0	0	0	0
Habery, Stephen J	0	0	0	0	0	0	0	0	0	0
Hamilton, Don L	0	0	0	0	0	0	0	0	0	0
Hampton, Jerome	0	0	0	0	0	0	0	0	0	0
Harden, Tyler Andrew	0	0	0	0	0	163	0	0	0	0
Harper, Scott A	0	0	0	0	0	0	179	0	0	0
Hogue, Raymond Harry	0	157	0	0	0	0	0	0	0	0
Hollister, Jimmie H	0	157	0	0	0	0	0	0	0	0
Holsapple, Roger E	0	0	0	0	0	0	0	0	0	0
Johnson, Robert Dean	0	0	0	0	0	0	0	0	0	0
Keys, Thomas Eugene	0	299	0	0	0	0	0	0	0	0
Kuhns, Joseph M	0	0	0	0	0	0	0	0	0	0
Learned, Scott C	0	0	0	0	0	0	0	0	0	0
Ledwell, Leonard E	0	0	0	0	0	0	0	0	0	0
Lisle Jr., John Dayton	230	0	0	0	0	0	0	23	41	0
Lorenzo, Alexander	0	244	0	0	0	0	0	0	0	0
Marinelli, John Allen	0	202	0	0	0	0	0	0	0	0
McPeeks, Jeffrey	0	0	0	0	0	185	0	0	0	0
McPhee, Allson Stevenson	0	0	268	0	0	0	0	0	0	0
Monat, Michael Paul	0	0	0	275	0	0	0	0	0	0
Morrell, Matthew J	0	144	0	0	0	0	0	0	0	0
Neal, William Lee	0	0	0	0	5	0	25	0	0	6
Overton, Michael A	0	0	0	0	0	0	0	0	0	0
Parrish, Raymond Alan	0	0	40	0	0	0	0	0	0	0
Pendarvis, James Howard	0	136	0	0	0	0	0	0	0	0
Pfouts, Steve L.	0	0	0	0	0	0	0	0	0	0
Phillips, Christopher R	0	0	0	0	0	0	0	0	0	0
Pinder, Jeffrey	0	250	0	0	0	0	0	0	0	0

WATER SERVICE CORPORATION
 SE 50 - Operator Salary
 Distribution of Direct
 Salaries and Benefits
 Period Ended 03/31/07

Employee	Total	51-0646 Tierre Verde	62-0641 Lake Placid	64-0643 East Lake	66-0644 Pebble Creek	67-0647 Alafaya Utilities	68-0648 UI of Longwood	69-0649 Wedge- Field	72-0672 Cypress Lakes	73-0673 UI of Eagle Ridge	88-0645 Mid- County	89-0660 Lake Utilities	90-0600 UI of Florida
Remigio, Roberto Villamin	143	0	0	0	0	0	0	0	0	0	0	0	0
Roberts Jr., Eddie Eugene	244	0	0	0	0	0	0	0	0	0	0	0	0
Schneider, Keith C	201	0	0	0	0	0	0	0	0	0	0	0	201
Schwades, Charles Grayling	313	0	0	0	0	0	0	0	0	0	0	247	14
Shoffstall, David Eugene	300	0	0	0	0	0	0	300	0	0	0	0	0
Shue, Mickey A	205	0	0	0	0	0	0	24	0	0	0	0	9
Sillitoe, Kathy Ann	337	0	0	0	0	78	19	25	0	0	0	0	38
Smith, Donald Dale	203	0	0	0	0	0	0	0	0	0	0	203	0
Stefano, Barry Lee	193	0	0	0	0	0	0	0	0	0	0	0	0
Stewart, Malcolm S	372	0	10	0	0	0	0	0	0	108	0	0	0
Sudol, Corey F	293	0	0	0	0	90	0	0	0	0	0	0	0
Swegheimer, James A	283	0	0	0	0	0	0	0	0	0	0	0	0
Szczepkowski, Stephen A	263	0	0	0	0	0	0	0	0	0	263	0	0
Taylor, Donald Edward	283	0	0	0	0	215	0	68	0	0	0	0	0
Vanmeter Jr, Nathan Z	267	0	0	0	0	0	267	0	0	0	0	0	0
Watkins, Cedric D	58	0	0	0	0	0	0	0	0	0	0	58	0
White, Ronald D	275	0	0	0	0	0	26	0	0	0	0	0	12
Wierzbicki, Anthony	436	24	5	18	43	0	0	35	50	66	0	0	79
Williams, Elisa Matarlo	209	0	0	0	0	0	0	0	0	0	0	0	0
Wilson, Michael A	486	26	5	20	48	0	0	39	55	73	0	0	88
Wright, Thomas Leroy	191	0	0	0	0	0	0	0	0	0	0	191	0
PT Carroll, James Edward	0	0	0	0	0	0	0	0	0	0	0	0	0
PT Cooks, Barner Lee	0	0	0	0	0	0	0	0	0	0	0	0	0
PT Hoff, Harry E	0	0	0	0	0	0	0	0	0	0	0	0	0
PT Johns, Ralph	0	0	0	0	0	0	0	0	0	0	0	0	0
PT Sillitoe, Terry Wayne	0	0	0	0	0	0	0	0	0	0	0	0	0
PT Volz, Robert W.	0	0	0	0	0	0	0	0	0	0	0	0	0
PT Woodside, Michael	0	0	0	0	0	0	0	0	0	0	0	0	0
Callahan, Robert L	168	0	0	0	0	0	0	0	0	0	0	168	0
Casalina, Nicholas Paul	262	0	0	0	0	0	0	0	0	0	0	0	0
Didonato, Michael Angelo	28	0	0	0	0	0	0	0	28	0	0	0	0
Ebert, Harold B	177	0	0	0	0	0	0	0	0	0	0	0	0
Mericle, Roy J	264	0	0	0	0	0	0	0	0	0	0	0	0
Quinlan II, Frederick E	81	0	0	0	0	0	8	0	0	0	0	0	4
Radcliff, Max Lee	55	0	0	0	0	0	0	0	0	55	0	0	0
Rainey, Shantavious Simone	313	0	0	0	0	0	0	0	0	0	0	0	0
Woodard, Saint P	213	0	0	0	0	0	0	0	0	0	0	0	0
Zubek, Carl Andrew	221	0	0	0	0	221	0	0	0	0	0	0	0
Bonagura, John F	439	8	2	6	14	47	12	15	11	16	22	64	53
Haws, Scotty Lee	464	8	2	6	15	50	12	16	12	17	23	68	56
Hoy, John Patrick	1,099	20	4	15	36	118	29	37	29	41	54	160	131
0	0	0	0	0	0	0	0	0	0	0	0	0	0
Total Florida	24,167	126	31	157	671	2,129	536	1,089	655	953	1,334	3,143	2,485

WATER SERVICE CORPORATION
 SE 50 - Operator Salary
 Distribution of Direct
 Salaries and Benefits
 Period Ended 03/31/07

Employee	91-0640	101-0680	107-0691	103-0690	104-0694	105-0695	106-0693	094-0002	108-0692	109-0699
	Miles Grant	Sanlando Util Corp	Pennbrooke	UI Sandalhaven	Bayside Util Serv	South Gate UT	Labrador	Irrg Co	UI Hutchinson	Sandy Creek
Remigio, Roberto Villamin	0	143	0	0	0	0	0	0	0	0
Roberts Jr., Eddie Eugene	0	244	0	0	0	0	0	0	0	0
Schneider, Keith C	0	0	0	0	0	0	0	0	0	0
Schwades, Charles Grayling	0	0	52	0	0	0	0	0	0	0
Shoffstall, David Eugene	0	0	0	0	0	0	0	0	0	0
Shus, Mickey A	0	172	0	0	0	0	0	0	0	0
Sillitoe, Kathy Ann	0	176	0	0	0	0	0	0	0	0
Smith, Donald Dale	0	0	0	0	0	0	0	0	0	0
Stefano, Barry Lee	151	0	0	0	0	0	0	15	27	0
Stewart, Malcolm S	70	0	0	42	0	123	0	7	13	0
Sudol, Corey F	0	203	0	0	0	0	0	0	0	0
Swegheimer, James A	0	283	0	0	0	0	0	0	0	0
Szczepkowski, Stephen A	0	0	0	0	0	0	0	0	0	0
Taylor, Donald Edward	0	0	0	0	0	0	0	0	0	0
Vammeter Jr, Nathan Z	0	0	0	0	0	0	0	0	0	0
Watkins, Cedric D	0	0	0	0	0	0	0	0	0	0
White, Ronald D	0	237	0	0	0	0	0	0	0	0
Wierzbicki, Anthony	32	0	0	19	5	56	0	0	0	6
Williams, Elisa Matarlo	0	209	0	0	0	0	0	0	0	0
Wilson, Michael A	36	0	0	21	5	63	0	0	0	6
Wright, Thomas Leroy	0	0	0	0	0	0	0	0	0	0
PT Carroll, James Edward	0	0	0	0	0	0	0	0	0	0
PT Cooks, Barner Lee	TERM	0	0	0	0	0	0	0	0	0
PT Hoff, Harry E	TERM	0	0	0	0	0	0	0	0	0
PT Johns, Ralph	0	0	0	0	0	0	0	0	0	0
PT Sillitoe, Terry Wayne	0	0	0	0	0	0	0	0	0	0
PT Volz, Robert W.	TERM	0	0	0	0	0	0	0	0	0
PT Woodside, Michael	0	0	0	0	0	0	0	0	0	0
Callahan, Robert L	TERM	0	0	0	0	0	0	0	0	0
Casalina, Nicholas Paul	TERM	262	0	0	0	0	0	0	0	0
Didonato, Michael Angelo	TERM	0	0	0	0	0	0	0	0	0
Ebert, Harold B	TERM	0	177	0	0	0	0	0	0	0
Mericle, Roy J	TERM	0	264	0	0	0	0	0	0	0
Quinlan II, Frederick E	TERM	0	69	0	0	0	0	0	0	0
Radcliff, Max Lee	TERM	0	0	0	0	0	0	0	0	0
Rainey, Shantavious Simone	TERM	0	0	0	0	0	313	0	0	0
Woodard, Saint P	TERM	0	213	0	0	0	0	0	0	0
Zubek, Carl Andrew	TERM	0	0	0	0	0	0	0	0	0
Bonagura, John F	11	106	13	6	2	19	8	1	2	7
Haws, Scotty Lee	11	113	14	7	2	20	8	1	2	2
Hoy, John Patrick	27	266	34	16	4	47	19	3	5	5
	0	0	0	0	0	0	0	0	0	0
Total Florida	1,172	5,791	829	803	273	968	566	52	93	315

WATER SERVICE CORPORATION
 SE 50 - Operator Salary
 Distribution of Direct
 Salaries and Benefits
 Period Ended 03/31/07

Employee	Total	61-0646	62-0641	64-0643	66-0644	67-0647	68-0648	69-0649	72-0672	73-0673	88-0645	89-0660	90-0600
		Tierre Verde	Lake Placid	East Lake	Pebble Creek	Alafaya Utilities	UI of Longwood	Wedge-field	Cypress Lakes	UI of Eagle Ridge	Mid-County	Lake Utilities	UI of Florida
Health Insurance													
Abendroth, Thomas W	1,313	0	0	0	0	0	0	0	0	0	0	0	186
Adkins, Jack	1,313	0	0	0	0	0	0	0	0	0	0	0	1,313
Alday, Christopher Thomas	1,313	0	0	0	0	641	158	203	0	0	0	0	311
Alday, James Roger	1,313	0	0	0	0	1,313	0	0	0	0	0	0	0
Anderson, Daniel S	1,313	0	0	0	0	0	0	0	0	0	0	0	281
Austin Jr, Arthur Charles	1,313	0	0	0	0	0	0	0	0	0	0	1,313	0
Becker, Jeffrey S	1,313	0	0	0	0	0	0	0	0	0	0	0	0
Bishop, Alvin Michael	1,313	0	0	0	0	0	0	0	0	0	0	0	0
Blasco, Christopher J	1,313	0	0	0	0	0	0	0	0	0	0	1,085	0
Borntrager, Jason S	1,313	0	0	383	930	0	0	0	0	0	0	0	0
Bosque, Ralph Alvarez	1,313	0	0	0	0	0	0	0	0	0	0	1,313	0
Buono, Robert A	1,313	0	0	0	0	0	0	0	0	1,313	0	0	0
Cardinal, Anthony Allen	1,313	0	0	0	0	0	0	0	0	0	0	0	1,313
Carver, Nathaniel O.	1,313	0	0	0	0	306	75	97	0	0	0	0	148
Coates, Bill	1,313	0	0	0	0	0	0	0	0	0	0	1,036	59
Coffee Jr., John B	1,313	0	0	0	0	0	0	518	0	0	0	0	795
Cook, James H	1,313	0	0	0	0	0	0	0	0	0	0	0	0
Cooper, Robert K	1,313	0	0	0	0	0	124	0	0	0	0	0	57
Ebert, Shawn M	1,313	0	0	0	0	0	0	0	0	0	0	0	186
Eskew, James Franklin	1,313	0	0	0	0	0	0	0	0	0	0	0	0
Finch, Allan	1,313	0	0	0	0	0	0	0	0	0	0	0	1,313
Finehirsh, Jeffrey S	1,313	0	0	0	0	0	0	0	0	0	1,313	0	0
Flynn, Patrick C	1,313	23	5	18	43	142	35	45	34	49	65	192	157
Garcia Jr, Ismael	1,313	0	0	0	0	0	0	0	0	1,313	0	0	0
Gentilucci, Domenic Vincent	1,313	0	0	0	0	0	0	0	0	0	0	961	55
Godwin, Patrick Lynsey	1,313	0	0	0	0	0	0	0	0	0	0	0	0
Golembleski, Ed P.	1,313	0	0	0	0	0	0	0	0	1,313	0	0	0
Gongre, Bryan Keith	1,313	0	0	0	0	221	55	70	0	0	0	300	107
Goodwin, Douglas L	1,313	0	0	0	0	0	0	0	0	0	0	0	0
Gray, Roger A	1,313	0	0	0	0	0	0	1,313	0	0	0	0	0
Griffin, Brent Allen	1,313	0	0	0	0	0	124	0	0	0	0	0	57
Gunther, Mathew Joseph	1,313	0	0	0	0	0	0	0	0	0	1,313	0	0
Habery, Stephen J	1,313	0	0	0	0	0	0	0	0	0	0	0	1,313
Hamilton, Don L	1,313	0	0	0	0	0	0	0	1,313	0	0	0	0
Hampton, Jerome	1,313	0	0	0	0	1,313	0	0	0	0	0	0	0
Harden, Tyler Andrew	1,313	0	0	0	0	0	0	0	0	0	0	0	0
Harper, Scott A	1,313	0	0	0	0	0	0	0	0	0	0	0	0
Hogue, Raymond Harry	1,313	0	0	0	0	404	0	0	0	0	0	0	0
Hollister, Jimmie H	1,313	0	0	0	0	0	124	0	0	0	0	0	57
Holsapple, Roger E	1,313	0	0	0	0	0	0	1,313	0	0	0	0	0
Johnson, Robert Dean	1,313	0	0	0	0	0	0	0	0	0	0	1,313	0
Keys, Thomas Eugene	1,313	0	0	0	0	0	0	0	0	0	0	0	0
Kuhns, Joseph M	1,313	0	0	0	1,313	0	0	0	0	0	0	0	0
Learned, Scott C	1,313	0	0	0	0	998	0	315	0	0	0	0	0
Ledwell, Leonard E	1,313	0	0	0	0	0	0	0	0	0	0	1,313	0
Lisle Jr., John Dayton	1,313	0	0	0	0	0	0	0	0	0	0	0	0
Lorenzo, Alexander	1,313	0	0	0	0	0	0	0	0	0	0	0	233
Marinelli, John Allen	1,313	0	0	0	0	306	75	97	0	0	0	0	148
McPeeks, Jeffrey	1,313	0	0	0	0	0	0	0	0	0	0	0	0
McPhee, Allison Stevenson	1,313	0	0	0	0	0	0	0	0	0	0	0	0
Monat, Michael Paul	1,313	0	0	0	0	0	0	0	0	0	0	0	0
Morrell, Matthew J	1,313	0	0	0	0	0	0	0	0	0	0	0	186
Neal, William Lee	1,313	104	0	79	192	0	0	0	154	0	290	0	348
Overton, Michael A	1,313	0	0	0	0	998	0	315	0	0	0	0	0
Parrish, Raymond Alan	1,313	0	0	0	0	0	0	0	0	0	0	1,085	0
Pendarvis, James Howard	1,313	0	0	0	0	0	0	0	0	0	0	0	186
Pfouts, Steve L.	1,313	0	0	0	0	0	0	0	0	0	0	1,313	0
Phillips, Christopher R	1,313	0	0	0	0	641	158	203	0	0	0	0	311
Pinder, Jeffrey	1,313	0	0	0	0	0	0	0	0	0	0	0	186

WATER SERVICE CORPORATION
 GE 50 - Operator Salary
 Distribution of Direct
 Salaries and Benefits
 Period Ended 03/31/07

Employee	91-0640 Miles Grant	101-0680 Sanlando Util Corp	107-0691 Pennbrooke	103-0690 UI Sandahaven	104-0694 Bayside Util Serv	105-0695 South Gate UI	106-0693 Labrador	094-0002 Irr:g Co	108-0692 UI Hutchinson	109-0699 Sandy Creek
Health Insurance										
Abendroth, Thomas W	0	1,127	0	0	0	0	0	0	0	0
Adkins, Jack	0	0	0	0	0	0	0	0	0	0
Alday, Christopher Thomas	0	0	0	0	0	0	0	0	0	0
Alday, James Roger	0	0	0	0	0	0	0	0	0	0
Anderson, Daniel S	0	0	1,032	0	0	0	0	0	0	0
Austin Jr, Arthur Charles	0	0	0	0	0	0	0	0	0	0
Becker, Jeffrey S	0	0	0	0	0	1,313	0	0	0	0
Bishop, Alvin Michael	0	0	0	0	609	0	0	0	0	704
Blasco, Christopher J	0	0	228	0	0	0	0	0	0	0
Borntrager, Jason S	0	0	0	0	0	0	0	0	0	0
Bosque, Ralph Alvarez	0	0	0	0	0	0	0	0	0	0
Buono, Robert A	0	0	0	0	0	0	0	0	0	0
Cardinal, Anthony Allen	0	0	0	0	0	0	0	0	0	0
Carver, Nathaniel Q.	0	687	0	0	0	0	0	0	0	0
Coates, Bill	0	0	218	0	0	0	0	0	0	0
Coffee Jr., John B	0	0	0	0	0	0	0	0	0	0
Cook, James H	0	0	0	0	609	0	0	0	0	704
Cooper, Robert K	0	1,131	0	0	0	0	0	0	0	0
Ebert, Shawn M	0	1,127	0	0	0	0	0	0	0	0
Eskew, James Franklin	1,313	0	0	0	0	0	0	0	0	0
Finch, Allan	0	0	0	0	0	0	0	0	0	0
Finehirsh, Jeffrey S	0	0	0	0	0	0	0	0	0	0
Flynn, Patrick C	32	318	40	19	5	56	23	3	6	5
Garcia Jr, Ismael	0	0	0	0	0	0	0	0	0	0
Gentilucci, Domenic Vincent	0	0	202	95	0	0	0	0	0	0
Godwin, Patrick Lynsey	0	0	0	1,313	0	0	0	0	0	0
Golembleski, Ed P.	0	0	0	0	0	0	0	0	0	0
Gongre, Bryan Keith	0	498	63	0	0	0	0	0	0	0
Goodwin, Douglas L	0	1,313	0	0	0	0	0	0	0	0
Gray, Roger A	0	0	0	0	0	0	0	0	0	0
Griffin, Brent Allen	0	1,131	0	0	0	0	0	0	0	0
Gunther, Mathew Joseph	0	0	0	0	0	0	0	0	0	0
Habery, Stephen J	0	0	0	0	0	0	0	0	0	0
Hamilton, Don L	0	0	0	0	0	0	0	0	0	0
Hampton, Jerome	0	0	0	0	0	0	0	0	0	0
Harden, Tyler Andrew	0	0	0	0	0	1,313	0	0	0	0
Harper, Scott A	0	0	0	0	0	0	1,313	0	0	0
Hogus, Raymond Harry	0	909	0	0	0	0	0	0	0	0
Hollister, Jimmie H	0	1,131	0	0	0	0	0	0	0	0
Holsapple, Roger E	0	0	0	0	0	0	0	0	0	0
Johnson, Robert Dean	0	0	0	0	0	0	0	0	0	0
Keys, Thomas Eugene	0	1,313	0	0	0	0	0	0	0	0
Kuhns, Joseph M	0	0	0	0	0	0	0	0	0	0
Learned, Scott C	0	0	0	0	0	0	0	0	0	0
Ledwell, Leonard E	0	0	0	0	0	0	0	0	0	0
Lisle Jr., John Dayton	1,028	0	0	0	0	0	0	101	184	0
Lorenzo, Alexander	0	1,080	0	0	0	0	0	0	0	0
Marinelli, John Allen	0	687	0	0	0	0	0	0	0	0
McPeaks, Jeffrey	0	0	0	0	0	1,313	0	0	0	0
McPhee, Allison Stevenson	0	0	1,313	0	0	0	0	0	0	0
Monat, Michael Paul	0	0	0	1,313	0	0	0	0	0	0
Morrell, Matthew J	0	1,127	0	0	0	0	0	0	0	0
Neal, William Lee	0	0	0	0	21	0	101	0	0	24
Overton, Michael A	0	0	0	0	0	0	0	0	0	0
Parrish, Raymond Alan	0	0	228	0	0	0	0	0	0	0
Pendarvis, James Howard	0	1,127	0	0	0	0	0	0	0	0
Pfouts, Steve L.	0	0	0	0	0	0	0	0	0	0
Phillips, Christopher R	0	0	0	0	0	0	0	0	0	0
Pinder, Jeffrey	0	1,127	0	0	0	0	0	0	0	0

WATER SERVICE CORPORATION
 BE 50 - Operator Salary
 Distribution of Direct
 Salaries and Benefits
 Period Ended 03/31/07

Employee	Total	61-0646 Tierre Verde	62-0641 Lake Placid	64-0-43 East Lake	66-0644 Pebble Creek	67-0647 Alafaya Utilities	68-0646 UI of Longwood	69-0649 Wedge- field	72-0672 Cypress Lakes	73-0673 UI of Eagle Ridge	88-0645 Mid- County	89-0660 Lake Utilities	90-0600 UI of Florida
Remigio, Roberto Villamin	1,313	0	0	0	0	0	0	0	0	0	0	0	0
Roberts Jr., Eddie Eugene	1,313	0	0	0	0	0	0	0	0	0	0	0	0
Schneider, Keith C	1,313	0	0	0	0	0	0	0	0	0	0	0	1,313
Schwades, Charles Grayling	1,313	0	0	0	0	0	0	0	0	0	1,036	59	0
Shoffstall, David Eugene	1,313	0	0	0	0	0	0	1,313	0	0	0	0	0
Shue, Mickey A	1,313	0	0	0	0	0	0	155	0	0	0	0	56
Sillitoe, Kathy Ann	1,313	0	0	0	0	306	75	97	0	0	0	0	148
Smith, Donald Dale	1,313	0	0	0	0	0	0	0	0	0	1,313	0	0
Stefano, Barry Lee	1,313	0	0	0	0	0	0	0	0	0	0	0	0
Stewart, Malcolm S	1,313	0	36	0	0	0	0	0	0	381	0	0	0
Sudol, Corey F	1,313	0	0	0	0	404	0	0	0	0	0	0	0
Swegheimer, James A	1,313	0	0	0	0	0	0	0	0	0	0	0	0
Szczepkowski, Stephen A	1,313	0	0	0	0	0	0	0	0	0	0	0	0
Taylor, Donald Edward	1,313	0	0	0	0	998	0	315	0	0	1,313	0	0
Vanmeter Jr, Nathan Z	1,313	0	0	0	0	0	1,313	0	0	0	0	0	0
Watkins, Cedric D	1,313	0	0	0	0	0	0	0	0	0	0	1,313	0
White, Ronald D	1,313	0	0	0	0	0	124	0	0	0	0	0	57
Wierzbicki, Anthony	1,313	71	14	54	130	0	0	105	149	198	0	0	236
Williams, Elisa Matarlo	1,313	0	0	0	0	0	0	0	0	0	0	0	0
Wilson, Michael A	1,313	71	14	54	130	0	0	105	149	198	0	0	236
Wright, Thomas Leroy	1,313	0	0	0	0	0	0	0	0	0	0	1,313	0
PT Carroll, James Edward	0	0	0	0	0	0	0	0	0	0	0	0	0
PT Cooks, Barner Lee	0	0	0	0	0	0	0	0	0	0	0	0	0
PT Hoff, Harry E	0	0	0	0	0	0	0	0	0	0	0	0	0
PT Johns, Ralph	0	0	0	0	0	0	0	0	0	0	0	0	0
PT Sillitoe, Terry Wayne	0	0	0	0	0	0	0	0	0	0	0	0	0
PT Volz, Robert W.	0	0	0	0	0	0	0	0	0	0	0	0	0
PT Woodside, Michael	0	0	0	0	0	0	0	0	0	0	0	0	0
Callahan, Robert L	1,313	0	0	0	0	0	0	0	0	0	0	1,313	0
Casalina, Nicholas Paul	1,313	0	0	0	0	0	0	0	0	0	0	0	0
Didonato, Michael Angelo	1,313	0	0	0	0	0	0	0	1,313	0	0	0	0
Ebert, Harold B	1,313	0	0	0	0	0	0	0	0	0	0	0	0
Mericle, Roy J	1,313	0	0	0	0	0	0	0	0	0	0	0	0
Quinlan II, Frederick E	1,313	0	0	0	0	0	123	0	0	0	0	0	72
Radcliff, Max Lee	1,313	0	0	0	0	0	0	0	1,313	0	0	0	0
Rainey, Shantavious Simone	1,313	0	0	0	0	0	0	0	0	0	0	0	0
Woodard, Saint F	1,313	0	0	0	0	0	0	0	0	0	0	0	0
Zubek, Carl Andrew	1,313	0	0	0	0	1,313	0	0	0	0	0	0	0
Bonagura, John F	1,313	23	5	18	43	142	35	45	34	49	65	192	157
Haws, Scotty Lee	1,313	23	5	18	43	142	35	45	34	49	65	192	157
Hoy, John Patrick	1,313	23	5	18	43	142	35	45	34	49	65	192	157
	0	0	0	0	0	0	0	0	0	0	0	0	0
Total Florida	122,109	338	84	642	2,867	10,730	2,668	5,191	3,126	6,127	6,198	18,088	11,954

WATER SERVICE CORPORATION
 SE 50 - Operator Salary
 Distribution of Direct
 Salaries and Benefits
 Period Ended 03/31/07

Employee	11-0640 Miles Grant	101-0680 Sanlando Util Corp	107-0691 Pennbrooke	103-0690 UI Sandelhaven	104-0694 Bayside Util Serv	105-0695 South Gate UI	106-0693 Labrador	094-0002 Irrg Co	108-0692 UI Hutchinson	109-0699 Sandy Creek
Remigio, Roberto Villamin	0	1,313	0	0	0	0	0	0	0	0
Roberts Jr., Eddie Eugene	0	1,313	0	0	0	0	0	0	0	0
Schneider, Keith C	0	0	0	0	0	0	0	0	0	0
Schwades, Charles Grayling	0	0	218	0	0	0	0	0	0	0
Shoffstall, David Eugene	0	0	0	0	0	0	0	0	0	0
Shue, Mickey A	0	1,102	0	0	0	0	0	0	0	0
Sillitoe, Kathy Ann	0	687	0	0	0	0	0	0	0	0
Smith, Donald Dale	0	0	0	0	0	0	0	0	0	0
Stefano, Barry Lee	1,028	0	0	0	0	0	101	184	0	0
Stewart, Malcolm S	247	0	0	148	0	433	0	24	44	0
Sudol, Corey F	0	909	0	0	0	0	0	0	0	0
Sveghaimer, James A	0	1,313	0	0	0	0	0	0	0	0
Szczepkowski, Stephen A	0	0	0	0	0	0	0	0	0	0
Taylor, Donald Edward	0	0	0	0	0	0	0	0	0	0
Vanmeter Jr, Nathan Z	0	0	0	0	0	0	0	0	0	0
Watkins, Cedric D	0	0	0	0	0	0	0	0	0	0
White, Ronald D	0	1,131	0	0	0	0	0	0	0	0
Wierzbicki, Anthony	97	0	0	58	14	170	0	0	0	17
Williams, Elisa Matarlo	0	1,313	0	0	0	0	0	0	0	0
Wilson, Michael A	97	0	0	58	14	170	0	0	0	17
Wright, Thomas Leroy	0	0	0	0	0	0	0	0	0	0
PT Carroll, James Edward	0	0	0	0	0	0	0	0	0	0
PT Cooks, Barner Lee	TERM	0	0	0	0	0	0	0	0	0
PT Hoff, Harry E	TERM	0	0	0	0	0	0	0	0	0
PT Johns, Ralph	0	0	0	0	0	0	0	0	0	0
PT Sillitoe, Terry Wayne	0	0	0	0	0	0	0	0	0	0
PT Volz, Robert W.	TERM	0	0	0	0	0	0	0	0	0
PT Woodside, Michael	0	0	0	0	0	0	0	0	0	0
Callahan, Robert L	TERM	0	0	0	0	0	0	0	0	0
Casalina, Nicholas Paul	TERM	1,313	0	0	0	0	0	0	0	0
Didonato, Michael Angelo	TERM	0	0	0	0	0	0	0	0	0
Ebert, Harold B	TERM	0	1,313	0	0	0	0	0	0	0
Mericle, Roy J	TERM	0	1,313	0	0	0	0	0	0	0
Quinlan II, Frederick E	TERM	0	1,118	0	0	0	0	0	0	0
Radcliff, Max Lee	TERM	0	0	0	0	0	0	0	0	0
Rainey, Shantavious Simone	TERM	0	0	0	0	0	1,313	0	0	0
Woodard, Saint P	TERM	0	1,313	0	0	0	0	0	0	0
Zubek, Carl Andrew	TERM	0	0	0	0	0	0	0	0	0
Bonegura, John F	32	318	40	19	5	56	23	3	6	5
Haws, Scotty Lee	32	318	40	19	5	56	23	3	6	5
Hoy, John Patrick	32	318	40	19	5	56	23	3	6	5
	0	0	0	0	0	0	0	0	0	0
Total Florida	5,251	10,925	3,662	3,061	1,287	4,936	2,819	238	436	1,486

WATER SERVICE CORPORATION
 SE 50 - Operator Salary
 Distribution of Direct
 Salaries and Benefits
 Period Ended 03/31/07

Employee	Total	51-0646 Tierre Verde	62-0641 Lake Placid	64-0643 East Lake	66-0644 PebDie Creek	67-0647 Alafaya Utilities	68-0648 UI of Longwood	69-0649 Wedge- field	72-0672 Cypress Lakes	73-0673 UI of Eagle Ridge	88-0645 Mid- County	89-0660 Lake Utilities	90-0600 UI of Florida
Other Benefits													
Abendroch, Thomas W	91	0	0	0	0	0	0	0	0	0	0	0	13
Adkins, Jack	91	0	0	0	0	0	0	0	0	0	0	0	91
Alday, Christopher Thomas	91	0	0	0	0	44	11	14	0	0	0	0	22
Alday, James Roger	91	0	0	0	0	91	0	0	0	0	0	0	0
Anderson, Daniel S	91	0	0	0	0	0	0	0	0	0	0	0	19
Austin Jr, Arthur Charles	91	0	0	0	0	0	0	0	0	0	0	91	0
Becker, Jeffrey S	91	0	0	0	0	0	0	0	0	0	0	0	0
Bishop, Alvin Michael	91	0	0	0	0	0	0	0	0	0	0	0	0
Blasco, Christopher J	91	0	0	0	0	0	0	0	0	0	0	75	0
Borntrager, Jason S	91	0	0	27	64	0	0	0	0	0	0	0	0
Bosque, Ralph Alvarez	91	0	0	0	0	0	0	0	0	0	0	91	0
Buono, Robert A	91	0	0	0	0	0	0	0	0	0	91	0	0
Cardinal, Anthony Allen	91	0	0	0	0	0	0	0	0	0	0	0	91
Carver, Nathaniel Q.	91	0	0	0	0	21	5	7	0	0	0	0	10
Coates, Bill	91	0	0	0	0	0	0	0	0	0	0	72	4
Coffee Jr., John B	91	0	0	0	0	0	0	36	0	0	0	0	55
Cook, James H	91	0	0	0	0	0	0	0	0	0	0	0	0
Cooper, Robert K	91	0	0	0	0	0	9	0	0	0	0	0	4
Ebert, Shawn M	91	0	0	0	0	0	0	0	0	0	0	0	13
Eskew, James Franklin	91	0	0	0	0	0	0	0	0	0	0	0	0
Finch, Allan	91	0	0	0	0	0	0	0	0	0	0	0	91
Finehirsh, Jeffrey S	91	0	0	0	0	0	0	0	0	0	91	0	0
Flynn, Patrick C	91	2	0	1	3	10	2	3	2	3	4	13	11
Garcia Jr, Ismael	91	0	0	0	0	0	0	0	0	91	0	0	0
Gentilucci, Domenic Vincent	91	0	0	0	0	0	0	0	0	0	0	67	4
Godwin, Patrick Lynsey	91	0	0	0	0	0	0	0	0	0	0	0	0
Golembleski, Ed P.	91	0	0	0	0	0	0	0	0	91	0	0	0
Gongre, Bryan Keith	91	0	0	0	0	15	4	5	0	0	0	21	7
Goodwin, Douglas L	91	0	0	0	0	0	0	0	0	0	0	0	0
Gray, Roger A	91	0	0	0	0	0	0	91	0	0	0	0	0
Griffin, Brent Allen	91	0	0	0	0	0	9	0	0	0	0	0	4
Gunther, Mathew Joseph	91	0	0	0	0	0	0	0	0	0	91	0	0
Habery, Stephen J	91	0	0	0	0	0	0	0	0	0	0	0	91
Hamilton, Don L	91	0	0	0	0	0	0	0	91	0	0	0	0
Hampton, Jexome	91	0	0	0	0	91	0	0	0	0	0	0	0
Harden, Tyler Andrew	91	0	0	0	0	0	0	0	0	0	0	0	0
Harper, Scott A	91	0	0	0	0	0	0	0	0	0	0	0	0
Hogue, Raymond Harry	91	0	0	0	0	28	0	0	0	0	0	0	0
Hollister, Jimmie H	91	0	0	0	0	0	9	0	0	0	0	0	4
Holsapple, Roger E	91	0	0	0	0	0	0	91	0	0	0	0	0
Johnson, Robert Dean	91	0	0	0	0	0	0	0	0	0	0	91	0
Keys, Thomas Eugene	91	0	0	0	0	0	0	0	0	0	0	0	0
Kuhns, Joseph M	91	0	0	0	91	0	0	0	0	0	0	0	0
Learned, Scott C	91	0	0	0	0	69	0	22	0	0	0	0	0
Ledwell, Leonard E	91	0	0	0	0	0	0	0	0	0	0	91	0
Lisle Jr., John Dayton	91	0	0	0	0	0	0	0	0	0	0	0	0
Lorenzo, Alexander	91	0	0	0	0	0	0	0	0	0	0	0	16
Marinelli, John Allen	91	0	0	0	0	21	5	7	0	0	0	0	10
McPeeks, Jeffrey	91	0	0	0	0	0	0	0	0	0	0	0	0
McPhee, Allison Stevenson	91	0	0	0	0	0	0	0	0	0	0	0	0
Monat, Michael Paul	91	0	0	0	0	0	0	0	0	0	0	0	0
Morrell, Matthew J	91	0	0	0	0	0	0	0	0	0	0	0	13
Neal, William Lee	91	7	0	5	13	0	0	0	11	0	20	0	24
Overton, Michael A	91	0	0	0	0	69	0	22	0	0	0	0	0
Parrish, Raymond Alan	91	0	0	0	0	0	0	0	0	0	0	75	0
Pendarvis, James Howard	91	0	0	0	0	0	0	0	0	0	0	0	13
Pfouts, Steve L.	91	0	0	0	0	0	0	0	0	0	0	91	0
Phillips, Christopher R	91	0	0	0	0	44	11	14	0	0	0	0	22
Pinder, Jeffrey	91	0	0	0	0	0	0	0	0	0	0	0	13

WATER SERVICE CORPORATION
 SE 50 - Operator Salary
 Distribution of Direct
 Salaries and Benefits
 Period Ended 03/31/07

Employee	91-0640 Miles Grant	101-0680 Sunlando Util Corp	107-0691 Pennbrooke	103-0690 UI Sandalhaven	104-0694 Bayside Util Serv	105-0695 South Gate UI	106-0693 Labrador	094-0002 Irrg Co	108-0692 UI Hutchinson	109-0699 Sandy Creek
Abendroth, Thomas W	0	78	0	0	0	0	0	0	0	0
Adkins, Jack	0	0	0	0	0	0	0	0	0	0
Alday, Christopher Thomas	0	0	0	0	0	0	0	0	0	0
Alday, James Roger	0	0	0	0	0	0	0	0	0	0
Anderson, Daniel S	0	0	72	0	0	0	0	0	0	0
Austin Jr, Arthur Charles	0	0	0	0	0	0	0	0	0	0
Becker, Jeffrey S	0	0	0	0	0	91	0	0	0	0
Bishop, Alvin Michael	0	0	0	0	42	0	0	0	0	49
Blasco, Christopher J	0	0	16	0	0	0	0	0	0	0
Borntrager, Jason S	0	0	0	0	0	0	0	0	0	0
Bosque, Ralph Alvarez	0	0	0	0	0	0	0	0	0	0
Buono, Robert A	0	0	0	0	0	0	0	0	0	0
Cardinal, Anthony Allen	0	0	0	0	0	0	0	0	0	0
Carver, Nathaniel Q.	0	48	0	0	0	0	0	0	0	0
Coates, Bill	0	0	15	0	0	0	0	0	0	0
Coffee Jr., John B	0	0	0	0	0	0	0	0	0	0
Cook, James H	0	0	0	0	42	0	0	0	0	49
Cooper, Robert K	0	78	0	0	0	0	0	0	0	0
Ebert, Shawn M	0	78	0	0	0	0	0	0	0	0
Eskew, James Franklin	91	0	0	0	0	0	0	0	0	0
Finch, Allan	0	0	0	0	0	0	0	0	0	0
Finehirsh, Jeffrey S	0	0	0	0	0	0	0	0	0	0
Flynn, Patrick C	2	22	3	1	0	4	2	0	0	0
Garcia Jr, Ismael	0	0	0	0	0	0	0	0	0	0
Gentilucci, Domenic Vincent	0	0	14	7	0	0	0	0	0	0
Godwin, Patrick Lynsey	0	0	0	91	0	0	0	0	0	0
Golembleski, Ed P.	0	0	0	0	0	0	0	0	0	0
Gongre, Bryan Keith	0	34	4	0	0	0	0	0	0	0
Goodwin, Douglas L	0	91	0	0	0	0	0	0	0	0
Gray, Roger A	0	0	0	0	0	0	0	0	0	0
Griffin, Brent Allen	0	78	0	0	0	0	0	0	0	0
Gunther, Mathew Joseph	0	0	0	0	0	0	0	0	0	0
Habery, Stephen J	0	0	0	0	0	0	0	0	0	0
Hamilton, Don L	0	0	0	0	0	0	0	0	0	0
Hampton, Jerome	0	0	0	0	0	0	0	0	0	0
Harden, Tyler Andrew	0	0	0	0	0	91	0	0	0	0
Harper, Scott A	0	0	0	0	0	0	91	0	0	0
Hogue, Raymond Harry	0	63	0	0	0	0	0	0	0	0
Hollister, Jimmie H	0	78	0	0	0	0	0	0	0	0
Holsapple, Roger E	0	0	0	0	0	0	0	0	0	0
Johnson, Robert Dean	0	0	0	0	0	0	0	0	0	0
Keys, Thomas Eugene	0	91	0	0	0	0	0	0	0	0
Kuhns, Joseph M	0	0	0	0	0	0	0	0	0	0
Learned, Scott C	0	0	0	0	0	0	0	0	0	0
Ledwell, Leonard E	0	0	0	0	0	0	0	0	0	0
Lisle Jr., John Dayton	71	0	0	0	0	0	0	7	13	0
Lorenzo, Alexander	0	75	0	0	0	0	0	0	0	0
Marinelli, John Allen	0	48	0	0	0	0	0	0	0	0
McPeaks, Jeffrey	0	0	0	0	0	91	0	0	0	0
McPhee, Allison Stevenson	0	0	91	0	0	0	0	0	0	0
Monat, Michael Paul	0	0	0	91	0	0	0	0	0	0
Morrell, Matthew J	0	78	0	0	0	0	0	0	0	0
Neal, William Lee	0	0	0	0	1	0	7	0	0	2
Overton, Michael A	0	0	0	0	0	0	0	0	0	0
Parrish, Raymond Alan	0	0	16	0	0	0	0	0	0	0
Pendarvis, James Howard	0	78	0	0	0	0	0	0	0	0
Pfouts, Steve L.	0	0	0	0	0	0	0	0	0	0
Phillips, Christopher R	0	0	0	0	0	0	0	0	0	0
Pinder, Jeffrey	0	78	0	0	0	0	0	0	0	0

WATER SERVICE CORPORATION
 SE 50 - Operator Salary
 Distribution of Direct
 Salaries and Benefits
 Period Ended 03/31/07

Employee	Total	61-0646 Tierre Verde	62-0641 Lake Placid	64-0643 East Lake	66-0644 Pebble Creek	67-0647 Alafaya Utilities	68-0648 UI of Longwood	69-0649 Wedge- field	72-0672 Cypress Lakes	73-0673 UI of Eagle Ridge	88-0645 Mid- County	89-0660 Lake Utilities	90-0600 UI of Florida
Remigio, Roberto Villamin	91	0	0	0	0	0	0	0	0	0	0	0	0
Roberts Jr., Eddie Eugene	91	0	0	0	0	0	0	0	0	0	0	0	0
Schneider, Keith C	91	0	0	0	0	0	0	0	0	0	0	0	91
Schwades, Charles Grayling	91	0	0	0	0	0	0	0	0	0	0	72	4
Shoffstall, David Eugene	91	0	0	0	0	0	0	0	91	0	0	0	0
Shue, Mickey A	91	0	0	0	0	0	0	11	0	0	0	0	4
Sillitoe, Kathy Ann	91	0	0	0	0	21	5	7	0	0	0	0	10
Smith, Donald Dale	91	0	0	0	0	0	0	0	0	0	0	91	0
Stefano, Barry Lee	91	0	0	0	0	0	0	0	0	0	0	0	0
Stewart, Malcolm S	91	0	2	0	0	0	0	0	0	26	0	0	0
Sudol, Corey F	91	0	0	0	0	28	0	0	0	0	0	0	0
Swegheimer, James A	91	0	0	0	0	0	0	0	0	0	0	0	0
Szczepkowski, Stephen A	91	0	0	0	0	0	0	0	0	0	91	0	0
Taylor, Donald Edward	91	0	0	0	0	69	0	22	0	0	0	0	0
Vanmeter Jr, Nathan Z	91	0	0	0	0	0	91	0	0	0	0	0	0
Watkins, Cedric D	91	0	0	0	0	0	0	0	0	0	0	91	0
White, Ronald D	91	0	0	0	0	0	9	0	0	0	0	0	4
Wierzbicki, Anthony	91	5	1	4	9	0	0	0	7	10	14	0	16
Williams, Elisa Matarlo	91	0	0	0	0	0	0	0	0	0	0	0	0
Wilson, Michael A	91	5	1	4	9	0	0	0	7	10	14	0	16
Wright, Thomas Leroy	91	0	0	0	0	0	0	0	0	0	0	91	0
PT Carroll, James Edward	0	0	0	0	0	0	0	0	0	0	0	0	0
PT Cooks, Barner Lee	TERM	0	0	0	0	0	0	0	0	0	0	0	0
PT Hoff, Harry E	TERM	0	0	0	0	0	0	0	0	0	0	0	0
PT Johns, Ralph	0	0	0	0	0	0	0	0	0	0	0	0	0
PT Sillitoe, Terry Wayne	0	0	0	0	0	0	0	0	0	0	0	0	0
PT Volz, Robert W.	TERM	0	0	0	0	0	0	0	0	0	0	0	0
PT Woodside, Michael	0	0	0	0	0	0	0	0	0	0	0	0	0
Callahan, Robert L	TERM	91	0	0	0	0	0	0	0	0	0	91	0
Casalina, Nicholas Paul	TERM	91	0	0	0	0	0	0	0	0	0	0	0
Didonato, Michael Angelo	TERM	91	0	0	0	0	0	0	0	91	0	0	0
Ebert, Harold B	TERM	91	0	0	0	0	0	0	0	0	0	0	0
Mericle, Roy J	TERM	91	0	0	0	0	0	0	0	0	0	0	0
Quinlan II, Frederick E	TERM	91	0	0	0	0	9	0	0	0	0	0	5
Radcliff, Max Lee	TERM	0	0	0	0	0	0	0	0	0	0	0	0
Rainey, Shantavious Simone	TERM	91	0	0	0	0	0	0	0	0	0	0	0
Woodard, Saint P	TERM	91	0	0	0	0	0	0	0	0	0	0	0
Zubek, Carl Andrew	TERM	91	0	0	0	91	0	0	0	0	0	0	0
Bonagura, John F	91	2	0	1	3	10	2	3	2	3	4	13	11
Maws, Scotty Lee	91	2	0	1	3	10	2	3	2	3	4	13	11
Hoy, John Patrick	91	2	0	1	3	10	2	3	2	3	4	13	11
0	0	0	0	0	0	0	0	0	0	0	0	0	0
Total Florida	8,372	25	4	44	198	742	185	361	215	331	428	1,253	828

WATER SERVICE CORPORATION
 SE 50 - Operator Salary
 Distribution of Direct
 Salaries and Benefits
 Period Ended 03/31/07

Employee	91-0640	101-0680	107-0691	103-0690	104-0694	105-0695	106-0693	094-0002	108-0692	109-0699
	Miles Grant	Sanlando Util Corp	Pennbrooke	UI Sandalhaven	Bayside Util Serv	South Gate UI	Labrador	Irrg Co	UI Hutchinson	Sandy Creek
Remigio, Roberto Villamin	0	91	0	0	0	0	0	0	0	0
Roberts Jr., Eddie Eugene	0	91	0	0	0	0	0	0	0	0
Schneider, Keith C	0	0	0	0	0	0	0	0	0	0
Schwades, Charles Grayling	0	0	15	0	0	0	0	0	0	0
Shoffstall, David Eugene	0	0	0	0	0	0	0	0	0	0
Shue, Mickey A	0	76	0	0	0	0	0	0	0	0
Sillitoe, Kathy Ann	0	48	0	0	0	0	0	0	0	0
Smith, Donald Dale	0	0	0	0	0	0	0	0	0	0
Stefano, Barry Lee	71	0	0	0	0	0	0	7	13	0
Stewart, Malcolm S	17	0	0	10	0	30	0	2	3	0
Sudol, Corey F	0	63	0	0	0	0	0	0	0	0
Swegheimer, James A	0	91	0	0	0	0	0	0	0	0
Szczepkowski, Stephen A	0	0	0	0	0	0	0	0	0	0
Taylor, Donald Edward	0	0	0	0	0	0	0	0	0	0
Vanmeter Jr, Nathan Z	0	0	0	0	0	0	0	0	0	0
Watkins, Cedric D	0	0	0	0	0	0	0	0	0	0
White, Ronald D	0	78	0	0	0	0	0	0	0	0
Wiersbicki, Anthony	7	0	0	4	1	12	0	0	0	1
Williams, Elisa Matarlo	0	91	0	0	0	0	0	0	0	0
Wilson, Michael A	7	0	0	4	1	12	0	0	0	1
Wright, Thomas Leroy	0	0	0	0	0	0	0	0	0	0
PT Carroll, James Edward	0	0	0	0	0	0	0	0	0	0
PT Cooks, Barner Lee	TERM	0	0	0	0	0	0	0	0	0
PT Hoff, Harry E	TERM	0	0	0	0	0	0	0	0	0
PT Johns, Ralph	0	0	0	0	0	0	0	0	0	0
PT Sillitoe, Terry Wayne	0	0	0	0	0	0	0	0	0	0
PT Volz, Robert W.	TERM	0	0	0	0	0	0	0	0	0
PT Woodside, Michael	0	0	0	0	0	0	0	0	0	0
Callahan, Robert L	TERM	0	0	0	0	0	0	0	0	0
Casalina, Nicholas Paul	TERM	91	0	0	0	0	0	0	0	0
Didonato, Michael Angelo	TERM	0	0	0	0	0	0	0	0	0
Ebert, Harold B	TERM	0	91	0	0	0	0	0	0	0
Mericle, Roy J	TERM	0	91	0	0	0	0	0	0	0
Quinlan II, Frederick E	TERM	0	77	0	0	0	0	0	0	0
Radcliff, Max Lee	TERM	0	0	0	0	0	0	0	0	0
Rainey, Shantavious Simone	TERM	0	0	0	0	0	91	0	0	0
Woodard, Saint P	TERM	0	91	0	0	0	0	0	0	0
Zubek, Carl Andrew	TERM	0	0	0	0	0	0	0	0	0
Bonagura, John F	0	22	3	1	0	4	2	0	0	0
Haws, Scotty Lee	2	22	3	1	0	4	2	0	0	0
Hoy, John Patrick	2	22	3	1	0	4	2	0	0	0
	0	0	0	0	0	0	0	0	0	0
Total Florida	363	2,141	255	211	87	343	197	16	29	102

WATER SERVICE CORPORATION
 SE 50 - Operator Salary
 Distribution of Direct
 Salaries and Benefits
 Period Ended 03/31/07

Employee	Total	36-0750 Louisiana Water Service	38-0770 Utilities, Inc. of Louisiana	65-0290 Charleston Utilities	93-0006 Bio-Tech
<u>Customer Equivalents</u>		7,523	7,418	1,491	1
<u>Louisiana</u>					
Brandt, Michael J	14,941	7,523	7,418		
Burkhalter, Vincent Laroy	14,941	7,523	7,418		
Cocran, Jeffery A	14,941	7,523	7,418		
Cook, Gregory Alan	14,941	7,523	7,418		
Frey, Leonard J	14,941	7,523	7,418		
Green Jr., Horace	14,941	7,523	7,418		
Kennedy, Alvin Wesley	14,941	7,523	7,418		
Reiners, Barry Thomas	14,941	7,523	7,418		
Thigpen Jr, Grady Lavel	14,941	7,523	7,418		
Williams Jr, Delos Ray	14,941	7,523	7,418		
Williams Jr, Delos Ray	14,941	7,523	7,418		
Williams, Susan Leah	14,941	7,523	7,418		
Barringer Jr., Allen Pierc	14,941	7,523	7,418		TERM
Faye, Dennis Andrew	14,941	7,523	7,418		TERM
OTHER	14,941	7,523	7,418		
<u>Mississippi</u>					
Curtis Jr, Albert	1,491			1,491	
Shelton, Mathew James	1,491			1,491	
Taylor, Johnnie	1,491			1,491	
OTHER	1,491			1,491	
<u>Bio - Tech</u>					
(Bio-Tech North Carolina)	1				1
Oaks, Patsy Sisk nc	1				1
Ferriell, Christopher Thonc term	1				1
(Bio-Tech South Carolina)	1				1
Burns, Patsy R	1				1
Clary, Jean Constance term	1				1
Holley, Rachel Jean term	1				1
June, Melissa Renee	1				1
Upchurch, Brian Edward	1				1
(Bio-Tech North Carolina)	1				1
Allen, Skywater William nc	1				1
Britt, Jarrod T nc	1				1
Crowder, Donnie J nc	1				1
Friel Jr., Steven M. nc	1				1
Horton, Keith F nc	1				1
Lassiter Jr., Joseph Lloydc	1				1
Oaks, Dayton Wesley nc	1				1
Oaks, Ronald Thomas nc	1				1
Ortiz Miranda, Fernando L nc	1				1
Perez, Ponce nc	1				1
Sims, James Oscar nc	1				1
Smalls I, Chappelle Morrisnc	1				1
Upton, Aaron D nc	1				1
Mason, Steve A NC TERM	1				1
Wilson, Kevin Dewayne NC TERM	1				1
(Bio-Tech South Carolina)	1				1
Accardo, Aaron Michael	1				1
Baker, Allen B	1				1
Carothers, David L	1				1

WATER SERVICE CORPORATION
 SE 50 - Operator Salary
 Distribution of Direct
 Salaries and Benefits
 Period Ended 03/31/07

Employee	Total	36-0750 Louisiana Water Service	38-0770 Utilities, Inc. of Louisiana	65-0290 Charleston Utilities	93-0006 Bio-Tech
Epps, Toni	1				1
Fondo, Daniel Kenga	1				1
Foster, Bryan D	1				1
Henderson II, Mark W.	1				1
Hoffman, Michael Burdette	1				1
Holley, Jeffrey Nicholas	1				1
Hutto, Eric M	1				1
June, Stuart L	1				1
Knox, Larry L	1				1
Miller, Donald R	1				1
Pigage, James	1				1
Rhoden, Kenneth	1				1
Stoudermire, Levi	1				1
Tanner, John W.	1				1
Thames Jr, Johnnie Lee	1				1
Thompson, Bryan T	1				1
Thornton, Corey Wayne	1				1
Tolbert, Michael A	1				1
Upchurch, Brian Edward	1				1
Villegas, Reymundo	1				1
Washington, Nathaniel	1				1
White, David Allen	1				1
Allen, Randolph A	1				1
Bessler, James W	1				1
Conroy II, William Jennings	1				1
Dixon, Richard Lee	1				1
Gregory, Timothy M	1				1
Kinder, Donald Benedict	1				1
McKenzie, Kirt	1				1
Shelton, Darryl Madison	1				1
Shelton, Kerry Raimund	1				1
Sly, Nicholas Anthony	1				1
Spires, James Robert	1				1
Waldrop Jr., Max Lee	1				1
OTHER	1				1

WATER SERVICE CORPORATION
 SE 50 - Operator Salary
 Distribution of Direct
 Salaries and Benefits
 Period Ended 03/31/07

Employee	Total	36-0750	38-0770	65-0290	93-0006
		Louisiana Water Service	Utilities, Inc. of Louisiana	Charleston Utilities	Bio-Tech
Salary					
Louisiana					
Brandt, Michael J	10,206	5,139	5,067	0	0
Burkhalter, Vincent Laroy	9,810	4,939	4,870	0	0
Cocran, Jeffery A	19,239	9,687	9,552	0	0
Cook, Gregory Alan	8,914	4,488	4,426	0	0
Frey, Leonard J	12,284	6,185	6,099	0	0
Green Jr., Horace	8,460	4,260	4,200	0	0
Kennedy, Alvin Wesley	14,493	7,297	7,195	0	0
Reiners, Barry Thomas	7,356	3,704	3,652	0	0
Thigpen Jr, Grady Lavel	9,229	4,647	4,582	0	0
Williams Jr, Delos Ray	10,400	5,237	5,163	0	0
Williams Jr, Delos Ray	10,400	5,237	5,163	0	0
Williams, Susan Leah	9,445	4,756	4,689	0	0
Barringer Jr., Allen Pierc	4,485	2,258	2,227	0	0
Faye, Dennis Andrew TERM	8,113	4,085	4,028	0	0
OTHER	8,948	4,505	4,443	0	0
Total Louisiana	151,781	76,424	75,356	0	0
Mississippi					
Curtis Jr, Albert	6,966	0	0	6,966	0
Shelton, Mathew James	5,622	0	0	5,622	0
Taylor, Johnnie	7,999	0	0	7,999	0
OTHER	1,762	0	0	1,762	0
Total Mississippi	22,349	0	0	22,349	0
Bio-Tech					
(Bio-Tech North Carolina)	0	0	0	0	0
Oaks, Patsy Sisk nc	8,000	0	0	0	8,000
Ferriell, Christopher Thomnc term	720	0	0	0	720
(Bio-Tech South Carolina)	0	0	0	0	0
Burns, Patsy R	3,556	0	0	0	3,556
Clary, Jean Constance term	8,284	0	0	0	8,284
Holley, Rachel Jean term	7,446	0	0	0	7,446
June, Melissa Renee	6,529	0	0	0	6,529
Upchurch, Brian Edward	4,668	0	0	0	4,668
(Bio-Tech North Carolina)	0	0	0	0	0
Allen, Skywater William nc	3,573	0	0	0	3,573
Britt, Jarrod T nc	6,659	0	0	0	6,659
Crowder, Donnie J nc	4,446	0	0	0	4,446
Friel Jr., Steven M. nc	5,833	0	0	0	5,833
Horton, Keith F nc	12,188	0	0	0	12,188
Lassiter Jr., Joseph Lloycnc	10,452	0	0	0	10,452
Oaks, Dayton Wesley nc	15,535	0	0	0	15,535
Oaks, Ronald Thomas nc	10,000	0	0	0	10,000
Ortiz Miranda, Fernando L nc	10,278	0	0	0	10,278
Perez, Ponce nc	14,784	0	0	0	14,784
Sims, James Oscar nc	8,294	0	0	0	8,294
Smalls I, Chappelle Morrisnc	9,819	0	0	0	9,819
Upton, Aaron D nc	10,077	0	0	0	10,077
Mason, Steve A NC TERM	3,584	0	0	0	3,584
Wilson, Kevin Dawayne NC TERM	6,779	0	0	0	6,779
(Bio-Tech South Carolina)	0	0	0	0	0

WATER SERVICE CORPORATION
 SE 50 - Operator Salary
 Distribution of Direct
 Salaries and Benefits
 Period Ended 03/31/07

Employee	Total	36-0750	38-0770	65-0290	93-0006
		Louisiana Water Service	Utilities, Inc. of Louisiana	Charleston Utilities	Bio-Tech
Accardo, Aaron Michael	15,000	0	0	0	15,000
Baker, Allen B	14,083	0	0	0	14,083
Carothers, David L	7,359	0	0	0	7,359
Epps, Toni	8,889	0	0	0	8,889
Fondo, Daniel Kenga	6,699	0	0	0	6,699
Foster, Bryan D	12,189	0	0	0	12,189
Henderson II, Mark W.	3,296	0	0	0	3,296
Hoffman, Michael Burdette	6,462	0	0	0	6,462
Holley, Jeffrey Nicholas	11,126	0	0	0	11,126
Hutto, Eric M	9,725	0	0	0	9,725
June, Stuart L	9,619	0	0	0	9,619
Knox, Larry L	9,266	0	0	0	9,266
Miller, Donald R	6,894	0	0	0	6,894
Pigage, James	10,638	0	0	0	10,638
Rhoden, Kenneth	6,014	0	0	0	6,014
Stoudermire, Levi	9,534	0	0	0	9,534
Tanner, John W.	6,705	0	0	0	6,705
Thames Jr, Johnnie Lee	5,484	0	0	0	5,484
Thompson, Bryan T	7,775	0	0	0	7,775
Thornton, Corey Wayne	9,182	0	0	0	9,182
Tolbert, Michael A	7,441	0	0	0	7,441
Upchurch, Brian Edward	4,433	0	0	0	4,433
Villegas, Reymundo	8,211	0	0	0	8,211
Washington, Nathaniel	9,220	0	0	0	9,220
White, David Allen	11,731	0	0	0	11,731
Allen, Randolph A	9,480	0	0	0	9,480
Bessler, James W	8,125	0	0	0	8,125
Conroy II, William Jennings	4,966	0	0	0	4,966
Dixon, Richard Lee	3,776	0	0	0	3,776
Gregory, Timothy M	10,048	0	0	0	10,048
Kinder, Donald Benedict	11,217	0	0	0	11,217
McKenzie, Kirt	2,524	0	0	0	2,524
Shelton, Darryl Madison	7,663	0	0	0	7,663
Shelton, Kerry Raimund	2,055	0	0	0	2,055
Sly, Nicholas Anthony	9,877	0	0	0	9,877
Spires, James Robert	0	0	0	0	0
Waldrop Jr., Max Lee	23,059	0	0	0	23,059
OTHER	48,477	0	0	0	48,477
Total Bio Tech	529,741	0	0	0	529,746

WATER SERVICE CORPORATION
 SE 50 - Operator Salary
 Distribution of Direct
 Salaries and Benefits
 Period Ended 03/31/07

Employee	Total	36-0750 Louisiana Water Service	38-0770 Utilities, Inc. of Louisiana	65-0290 Charleston Utilities	93-0006 Bio-Tech
FICA					
Louisiana					
Brandt, Michael J	781	393	388	0	0
Burkhalter, Vincent Laroy	750	378	372	0	0
Cocran, Jeffery A	1,472	741	731	0	0
Cook, Gregory Alan	682	343	339	0	0
Frey, Leonard J	940	473	467	0	0
Green Jr., Horace	647	326	321	0	0
Kennedy, Alvin Wesley	1,109	558	551	0	0
Reiners, Barry Thomas	563	283	280	0	0
Thigpen Jr, Grady Lavel	706	355	351	0	0
Williams Jr, Delos Ray	796	401	395	0	0
Williams Jr, Delos Ray	796	401	395	0	0
Williams, Susan Leah	723	364	359	0	0
Barringer Jr., Allen Pierc	343	173	170	0	0
Faye, Dennis Andrew	621	313	308	0	0
OTHER	37	19	18	0	0
Total Louisiana	10,966	5,521	5,445	0	0
Mississippi					
Curtis Jr, Albert	533	0	0	533	0
Shelton, Mathew James	430	0	0	430	0
Taylor, Johnnie	612	0	0	612	0
OTHER	100	0	0	100	0
Total Mississippi	1,675	0	0	1,675	0
Bio - Tech					
(Bio-Tech North Carolina)	0	0	0	0	0
Oaks, Patsy Sisk nc	612	0	0	0	612
Ferriell, Christopher Thomnc term	55	0	0	0	55
(Bio-Tech South Carolina)	0	0	0	0	0
Burns, Patsy R	272	0	0	0	272
Clary, Jean Constance term	634	0	0	0	634
Holley, Rachel Jean term	570	0	0	0	570
June, Melissa Renee	499	0	0	0	499
Upchurch, Brian Edward	357	0	0	0	357
(Bio-Tech North Carolina)	0	0	0	0	0
Allen, Skywater William nc	273	0	0	0	273
Britt, Jarrod T nc	509	0	0	0	509
Crowder, Donnie J nc	340	0	0	0	340
Friel Jr., Steven M. nc	446	0	0	0	446
Horton, Keith F nc	932	0	0	0	932
Lassiter Jr., Joseph Lloycnc	800	0	0	0	800
Oaks, Dayton Wesley nc	1,188	0	0	0	1,188
Oaks, Ronald Thomas nc	765	0	0	0	765
Ortiz Miranda, Fernando L nc	786	0	0	0	786
Perez, Ponce nc	1,131	0	0	0	1,131
Sims, James Oscar nc	634	0	0	0	634
Smalls I, Chappelle Morrisnc	751	0	0	0	751
Upton, Aaron D nc	771	0	0	0	771
Mason, Steve A NC TERM	274	0	0	0	274
Wilson, Kevin Dewayne NC TERM	519	0	0	0	519
(Bio-Tech South Carolina)	0	0	0	0	0
Accardo, Aaron Michael	1,148	0	0	0	1,148

WATER SERVICE CORPORATION
 SE 50 - Operator Salary
 Distribution of Direct
 Salaries and Benefits
 Period Ended 03/31/07

Employee	Total	36-0750	38-0770	65-0290	93-0006
		Louisiana Water Service	Utilities, Inc. of Louisiana	Charleston Utilities	Bio-Tech
Baker, Allen B	1,077	0	0	0	1,077
Carothers, David L	563	0	0	0	563
Epps, Toni	680	0	0	0	680
Fondo, Daniel Kenga	512	0	0	0	512
Foster, Bryan D	932	0	0	0	932
Henderson II, Mark W.	252	0	0	0	252
Hoffman, Michael Burdette	494	0	0	0	494
Holley, Jeffrey Nicholas	851	0	0	0	851
Hutto, Eric M	744	0	0	0	744
June, Stuart L	736	0	0	0	736
Knox, Larry L	709	0	0	0	709
Miller, Donald R	527	0	0	0	527
Pigage, James	814	0	0	0	814
Rhoden, Kenneth	460	0	0	0	460
Stoudermire, Levi	729	0	0	0	729
Tanner, John W.	513	0	0	0	513
Thames Jr, Johnnie Lee	420	0	0	0	420
Thompson, Bryan T	595	0	0	0	595
Thornton, Corey Wayne	702	0	0	0	702
Tolbert, Michael A	569	0	0	0	569
Upchurch, Brian Edward	339	0	0	0	339
Villegas, Reymundo	628	0	0	0	628
Washington, Nathaniel	705	0	0	0	705
White, David Allen	897	0	0	0	897
Allen, Randolph A	725	0	0	0	725
Bessler, James W	622	0	0	0	622
Conroy II, William Jennings	380	0	0	0	380
Dixon, Richard Lee	289	0	0	0	289
Gregory, Timothy M	769	0	0	0	769
Kinder, Donald Benedict	858	0	0	0	858
McKenzie, Kirt	193	0	0	0	193
Shelton, Darryl Madison	586	0	0	0	586
Shelton, Kerry Raimund	157	0	0	0	157
Sly, Nicholas Anthony	756	0	0	0	756
Spires, James Robert	0	0	0	0	0
Waldrop Jr., Max Lee	1,764	0	0	0	1,764
OTHER	2,417	0	0	0	2,417
Total Bio Tech	39,230	0	0	0	39,230

WATER SERVICE CORPORATION
 SE 50 - Operator Salary
 Distribution of Direct
 Salaries and Benefits
 Period Ended 03/31/07

Employee	Total	36-0750 Louisiana Water Service	38-0770 Utilities, Inc. of Louisiana	65-0290 Charleston Utilities	93-0006 Bio-Tech
LOUISIANA					
Brandt, Michael J	56	28	28	0	0
Burkhalter, Vincent Laroy	56	28	28	0	0
Cocran, Jeffery A	56	28	28	0	0
Cook, Gregory Alan	56	28	28	0	0
Frey, Leonard J	56	28	28	0	0
Green Jr., Horace	56	28	28	0	0
Kennedy, Alvin Wesley	56	28	28	0	0
Reiners, Barry Thomas	56	28	28	0	0
Thigpen Jr, Grady Lavel	56	28	28	0	0
Williams Jr, Delos Ray	56	28	28	0	0
Williams Jr, Delos Ray	56	28	28	0	0
Williams, Susan Leah	56	28	28	0	0
Barringer Jr., Allen Pierc	36	18	18	0	0
Faye, Dennis Andrew	56	28	28	0	0
OTHER	(58)	(29)	(29)	0	0
Total Louisiana	706	353	353	0	0
MISSISSIPPI					
Curtis Jr, Albert	56	0	0	56	0
Shelton, Mathew James	45	0	0	45	0
Taylor, Johnnie	56	0	0	56	0
OTHER	3	0	0	3	0
Total Mississippi	160	0	0	160	0
BIO - TECH					
(Bio-Tech North Carolina)	-	0	0	0	0
Oaks, Patsy Sisk	56	0	0	0	56
Ferriell, Christopher Thor	6	0	0	0	6
(Bio-Tech South Carolina)	-	0	0	0	0
Burns, Patsy R	28	0	0	0	28
Clary, Jean Constance	56	0	0	0	56
Holley, Rachel Jean	56	0	0	0	56
June, Melissa Renee	52	0	0	0	52
Upchurch, Brian Edward	37	0	0	0	37
(Bio-Tech North Carolina)	-	0	0	0	0
Allen, Skywater William	29	0	0	0	29
Britt, Jarrod T	53	0	0	0	53
Crowder, Donnie J	36	0	0	0	36
Friel Jr., Steven M.	47	0	0	0	47
Horton, Keith F	56	0	0	0	56
Lassiter Jr., Joseph Lloyd	56	0	0	0	56
Oaks, Dayton Wesley	56	0	0	0	56
Oaks, Ronald Thomas	56	0	0	0	56
Ortiz Miranda, Fernando L	56	0	0	0	56
Perez, Ponce	56	0	0	0	56
Sims, James Oscar	56	0	0	0	56
Smalls I, Chappelle Morris	56	0	0	0	56
Upton, Aaron D	56	0	0	0	56
Mason, Steve A	29	0	0	0	29
Wilson, Kevin Dewayne	54	0	0	0	54
(Bio-Tech South Carolina)	-	0	0	0	0
Accardo, Aaron Michael	56	0	0	0	56

WATER SERVICE CORPORATION
 SE 50 - Operator Salary
 Distribution of Direct
 Salaries and Benefits
 Period Ended 03/31/07

Employee	Total	36-0750	38-0770	65-0290	93-0006
		Louisiana Water Service	Utilities, Inc. of Louisiana	Charleston Utilities	Bio-Tech
Baker, Allen B	56	0	0	0	56
Carothers, David L	56	0	0	0	56
Epps, Toni	56	0	0	0	56
Fondo, Daniel Kenga	54	0	0	0	54
Foster, Bryan D	56	0	0	0	56
Henderson II, Mark W.	26	0	0	0	26
Hoffman, Michael Burdette	52	0	0	0	52
Holley, Jeffrey Nicholas	56	0	0	0	56
Hutto, Eric M	56	0	0	0	56
June, Stuart L	56	0	0	0	56
Knox, Larry L	56	0	0	0	56
Miller, Donald R	55	0	0	0	55
Pigage, James	56	0	0	0	56
Rhoden, Kenneth	48	0	0	0	48
Stoudermire, Levi	56	0	0	0	56
Tanner, John W.	54	0	0	0	54
Thames Jr, Johnnie Lee	44	0	0	0	44
Thompson, Bryan T	56	0	0	0	56
Thornton, Corey Wayne	56	0	0	0	56
Tolbert, Michael A	56	0	0	0	56
Upchurch, Brian Edward	35	0	0	0	35
Villegas, Reymundo	56	0	0	0	56
Washington, Nathaniel	56	0	0	0	56
White, David Allen	56	0	0	0	56
Allen, Randolph A	56	0	0	0	56
Bessler, James W	56	0	0	0	56
Conroy II, William Jennings	40	0	0	0	40
Dixon, Richard Lee	30	0	0	0	30
Gregory, Timothy M	56	0	0	0	56
Kinder, Donald Benedict	56	0	0	0	56
McKenzie, Kirt	20	0	0	0	20
Shelton, Darryl Madison	56	0	0	0	56
Shelton, Kerry Raimund	16	0	0	0	16
Sly, Nicholas Anthony	56	0	0	0	56
Spires, James Robert	-	0	0	0	0
Waldrop Jr., Max Lee	56	0	0	0	56
OTHER	128	0	0	0	128
Total Bio Tech	2,989	0	0	0	2,989

WATER SERVICE CORPORATION
 SE 50 - Operator Salary
 Distribution of Direct
 Salaries and Benefits
 Period Ended 03/31/07

Employee	Total	36-0750	38-0770	65-0290	93-0006
		Louisiana Water Service	Utilities, Inc. of Louisiana	Charleston Utilities	Bio-Tech
SWTA					
Louisiana					
Brandt, Michael J	11	6	6	0	0
Burkhalter, Vincent Laroy	11	6	6	0	0
Cocran, Jeffery A	11	6	6	0	0
Cook, Gregory Alan	11	6	6	0	0
Frey, Leonard J	11	6	6	0	0
Green Jr., Horace	11	6	6	0	0
Kennedy, Alvin Wesley	11	6	6	0	0
Reiners, Barry Thomas	11	6	6	0	0
Thigpen Jr, Grady Lavel	11	6	6	0	0
Williams Jr, Delos Ray	11	6	6	0	0
Williams Jr, Delos Ray	11	6	6	0	0
Williams, Susan Leah	11	6	6	0	0
Barringer Jr., Allen Pierc	7	4	4	0	0
Faye, Dennis Andrew TERM	11	6	6	0	0
OTHER	(58)	(29)	(29)	0	0
Total Louisiana	95	53	53	0	0
Mississippi					
Curtis Jr, Albert	63	0	0	63	0
Shelton, Mathew James	51	0	0	51	0
Taylor, Johnnie	63	0	0	63	0
OTHER	(6)	0	0	(6)	0
Total Mississippi	170	0	0	171	0
Bio - Tech					
(Bio-Tech North Carolina)	0	0	0	0	0
Oaks, Patsy Sisk nc	86	0	0	0	86
Ferriell, Christopher Thom TERM	8	0	0	0	8
(Bio-Tech South Carolina)	0	0	0	0	0
Burns, Patsy R	59	0	0	0	59
Clary, Jean Constance TERM	116	0	0	0	116
Holley, Rachel Jean TERM	116	0	0	0	116
June, Melissa Renee	108	0	0	0	108
Upchurch, Brian Edward	77	0	0	0	77
(Bio-Tech North Carolina)	0	0	0	0	0
Allen, Skywater William nc	39	0	0	0	39
Britt, Jarrod T nc	72	0	0	0	72
Crowder, Donnie J nc	48	0	0	0	48
Friel Jr., Steven M. nc	63	0	0	0	63
Horton, Keith F nc	132	0	0	0	132
Lassiter Jr., Joseph Lloydcnc	113	0	0	0	113
Oaks, Dayton Wesley nc	168	0	0	0	168
Oaks, Ronald Thomas nc	108	0	0	0	108
Ortiz Miranda, Fernando L nc	111	0	0	0	111
Perez, Ponce nc	160	0	0	0	160
Sims, James Oscar nc	90	0	0	0	90
Smalls I, Chappelle Morrisnc	106	0	0	0	106
Upton, Aaron D nc	109	0	0	0	109
Mason, Steve A TERM	39	0	0	0	39
Wilson, Kevin Dewayne TERM	73	0	0	0	73
(Bio-Tech South Carolina)	0	0	0	0	0
Accardo, Aaron Michael	116	0	0	0	116

WATER SERVICE CORPORATION
 SE 50 - Operator Salary
 Distribution of Direct
 Salaries and Benefits
 Period Ended 03/31/07

Employee	Total	36-0750	38-0770	65-0290	93-0006
		Louisiana Water Service	Utilities, Inc. of Louisiana	Charleston Utilities	Bio-Tech
Baker, Allen B	116	0	0	0	116
Carothers, David L	116	0	0	0	116
Epps, Toni	116	0	0	0	116
Fondo, Daniel Kenga	111	0	0	0	111
Foster, Bryan D	116	0	0	0	116
Henderson II, Mark W.	54	0	0	0	54
Hoffman, Michael Burdette	107	0	0	0	107
Holley, Jeffrey Nicholas	116	0	0	0	116
Hutto, Eric M	116	0	0	0	116
June, Stuart L	116	0	0	0	116
Knox, Larry L	116	0	0	0	116
Miller, Donald R	114	0	0	0	114
Pigage, James	116	0	0	0	116
Rhoden, Kenneth	99	0	0	0	99
Stoudemire, Levi	116	0	0	0	116
Tanner, John W.	111	0	0	0	111
Thames Jr, Johnnie Lee	90	0	0	0	90
Thompson, Bryan T	116	0	0	0	116
Thornton, Corey Wayne	116	0	0	0	116
Tolbert, Michael A	116	0	0	0	116
Upchurch, Brian Edward	73	0	0	0	73
Villegas, Reymundo	116	0	0	0	116
Washington, Nathaniel	116	0	0	0	116
White, David Allen	116	0	0	0	116
Allen, Randolph A	116	0	0	0	116
Bessler, James W	116	0	0	0	116
Conroy II, William Jennings	82	0	0	0	82
Dixon, Richard Lee	62	0	0	0	62
Gregory, Timothy M	116	0	0	0	116
Kinder, Donald Benedict	116	0	0	0	116
McKenzie, Kirt	42	0	0	0	42
Shelton, Darryl Madison	116	0	0	0	116
Shelton, Kerry Raimund	34	0	0	0	34
Sly, Nicholas Anthony	116	0	0	0	116
Spires, James Robert	0	0	0	0	0
Waldrop Jr., Max Lee	116	0	0	0	116
OTHER	(623)	0	0	0	(623)
Total Bio Tech	5,125	0	0	0	5,141

WATER SERVICE CORPORATION
 SE 50 - Operator Salary
 Distribution of Direct
 Salaries and Benefits
 Period Ended 03/31/07

Employee	Total	36-0750 Louisiana Water Service	38-0770 Utilities, Inc. of Louisiana	65-0290 Charleston Utilities	93-0006 Bio-Tech
Pension					
Louisiana					
Brandt, Michael J	208	105	103	0	0
Burkhalter, Vincent Laroy	200	101	99	0	0
Cocran, Jeffery A	392	197	195	0	0
Cook, Gregory Alan	182	92	90	0	0
Frey, Leonard J	251	126	125	0	0
Green Jr., Horace	173	87	86	0	0
Kennedy, Alvin Wesley	296	149	147	0	0
Reiners, Barry Thomas	150	76	74	0	0
Thigpen Jr, Grady Lavel	188	95	93	0	0
Williams Jr, Delos Ray	212	107	105	0	0
Williams Jr, Delos Ray	212	107	105	0	0
Williams, Susan Leah	193	97	96	0	0
Barringer Jr., Allen Pierc	91	46	45	0	0
Faye, Dennis Andrew	166	84	82	0	0
OTHER	0	0	0	0	0
Total Louisiana	2,914	1,469	1,445	0	0
Mississippi					
Curtis Jr, Albert	142	0	0	142	0
Shelton, Mathew James	115	0	0	115	0
Taylor, Johnnie	163	0	0	163	0
OTHER	0	0	0	0	0
Total Mississippi	420	0	0	420	0
Bio - Tech					
(Bio-Tech North Carolina)	0	0	0	0	0
Oaks, Patsy Sisk nc	163	0	0	0	163
Ferriell, Christopher Thom	15	0	0	0	15
(Bio-Tech South Carolina)	0	0	0	0	0
Burns, Patsy R	73	0	0	0	73
Clary, Jean Constance	169	0	0	0	169
Holley, Rachel Jean	152	0	0	0	152
June, Melissa Renee	133	0	0	0	133
Upchurch, Brian Edward	95	0	0	0	95
(Bio-Tech North Carolina)	0	0	0	0	0
Allen, Skywater William nc	73	0	0	0	73
Britt, Jarrod T nc	136	0	0	0	136
Crowder, Donnie J nc	91	0	0	0	91
Friel Jr., Steven M. nc	119	0	0	0	119
Horton, Keith F nc	249	0	0	0	249
Lassiter Jr., Joseph Lloydc	213	0	0	0	213
Oaks, Dayton Wesley nc	317	0	0	0	317
Oaks, Ronald Thomas nc	204	0	0	0	204
Ortiz Miranda, Fernando L nc	210	0	0	0	210
Perez, Ponce nc	302	0	0	0	302
Sims, James Oscar nc	169	0	0	0	169
Smalls I, Chappelle Morrisnc	200	0	0	0	200
Upton, Aaron D nc	206	0	0	0	206
Mason, Steve A	73	0	0	0	73
Wilson, Kevin Dewayne	138	0	0	0	138
(Bio-Tech South Carolina)	0	0	0	0	0
Accardo, Aaron Michael	306	0	0	0	306

WATER SERVICE CORPORATION
 SE 50 - Operator Salary
 Distribution of Direct
 Salaries and Benefits
 Period Ended 03/31/07

Employee	Total	36-0750 Louisiana Water Service	38-0770 Utilities, Inc. of Louisiana	65-0290 Charleston Utilities	93-0006 Bio-Tech
Baker, Allen B	287	0	0	0	287
Carothers, David L	150	0	0	0	150
Epps, Toni	181	0	0	0	181
Fondo, Daniel Kenga	137	0	0	0	137
Foster, Bryan D	249	0	0	0	249
Henderson II, Mark W.	67	0	0	0	67
Hoffman, Michael Burdette	132	0	0	0	132
Holley, Jeffrey Nicholas	227	0	0	0	227
Hutto, Eric M	198	0	0	0	198
June, Stuart L	196	0	0	0	196
Knox, Larry L	189	0	0	0	189
Miller, Donald R	141	0	0	0	141
Pigage, James	217	0	0	0	217
Rhoden, Kenneth	123	0	0	0	123
Stoudermire, Levi	194	0	0	0	194
Tanner, John W.	137	0	0	0	137
Thames Jr, Johnnie Lee	112	0	0	0	112
Thompson, Bryan T	159	0	0	0	159
Thornton, Corey Wayne	187	0	0	0	187
Tolbert, Michael A	152	0	0	0	152
Upchurch, Brian Edward	90	0	0	0	90
Villegas, Reymundo	167	0	0	0	167
Washington, Nathaniel	188	0	0	0	188
White, David Allen	239	0	0	0	239
Allen, Randolph A	193	0	0	0	193
Bessler, James W	166	0	0	0	166
Conroy II, William Jennings	101	0	0	0	101
Dixon, Richard Lee	77	0	0	0	77
Gregory, Timothy M	205	0	0	0	205
Kinder, Donald Benedict	229	0	0	0	229
McKenzie, Kirt	51	0	0	0	51
Shelton, Darryl Madison	156	0	0	0	156
Shelton, Kerry Raimund	42	0	0	0	42
Sly, Nicholas Anthony	201	0	0	0	201
Spires, James Robert	0	0	0	0	0
Waldrop Jr., Max Lee	470	0	0	0	470
OTHER	0	0	0	0	0
Total Bio Tech	9,816	0	0	0	9,816

WATER SERVICE CORPORATION
 SE 50 - Operator Salary
 Distribution of Direct
 Salaries and Benefits
 Period Ended 03/31/07

Employee	Total	36-0750 Louisiana Water Service	39-0770 Utilities, Inc. of Louisiana	65-0290 Charleston Utilities	93-0006 Bio-Tech
401K					
Louisiana					
Brandt, Michael J	276	139	137	0	0
Burkhalter, Vincent Laroy	265	133	132	0	0
Cocran, Jeffery A	519	261	258	0	0
Cook, Gregory Alan	241	121	120	0	0
Frey, Leonard J	332	167	165	0	0
Green Jr., Horace	228	115	113	0	0
Kennedy, Alvin Wesley	391	197	194	0	0
Reiners, Barry Thomas	199	100	99	0	0
Thigpen Jr, Grady Lavel	249	125	124	0	0
Williams Jr, Delos Ray	281	141	140	0	0
Williams Jr, Delos Ray	281	141	140	0	0
Williams, Susan Leah	255	128	127	0	0
Barringer Jr., Allen Pierc	121	61	60	0	0
Faye, Dennis Andrew	219	110	109	0	0
OTHER	0	0	0	0	0
Total Louisiana	3,857	1,939	1,918	0	0
Mississippi					
Curtis Jr, Albert	188	0	0	188	0
Shelton, Mathew James	152	0	0	152	0
Taylor, Johnnie	216	0	0	216	0
OTHER	0	0	0	0	0
Total Mississippi	556	0	0	556	0
Bio - Tech					
(Bio-Tech North Carolina)	0	0	0	0	0
Oaks, Patsy Sisk nc	216	0	0	0	216
Ferriell, Christopher Thom	19	0	0	0	19
(Bio-Tech South Carolina)	0	0	0	0	0
Burns, Patsy R	96	0	0	0	96
Clary, Jean Constance	224	0	0	0	224
Holley, Rachel Jean	201	0	0	0	201
June, Melissa Renee	176	0	0	0	176
Upchurch, Brian Edward	126	0	0	0	126
(Bio-Tech North Carolina)	0	0	0	0	0
Allen, Skywater William nc	96	0	0	0	96
Britt, Jarrod T nc	180	0	0	0	180
Crowder, Donnie J nc	120	0	0	0	120
Friel Jr., Steven M. nc	157	0	0	0	157
Horton, Keith F nc	329	0	0	0	329
Lassiter Jr., Joseph Lloyd nc	282	0	0	0	282
Oaks, Dayton Wesley nc	419	0	0	0	419
Oaks, Ronald Thomas nc	270	0	0	0	270
Ortiz Miranda, Fernando L nc	277	0	0	0	277
Perez, Ponce nc	399	0	0	0	399
Sims, James Oscar nc	224	0	0	0	224
Smalls I, Chappelle Morris nc	265	0	0	0	265
Upton, Aaron D nc	272	0	0	0	272
Mason, Steve A	97	0	0	0	97
Wilson, Kevin Dewayne	183	0	0	0	183
(Bio-Tech South Carolina)	0	0	0	0	0

WATER SERVICE CORPORATION
 SE 50 - Operator Salary
 Distribution of Direct
 Salaries and Benefits
 Period Ended 03/31/07

Employee	Total	36-0750 Louisiana Water Service	38-0770 Utilities, Inc. of Louisiana	65-0290 Charleston Utilities	93-0006 Bio-Tech
Accardo, Aaron Michael	405	0	0	0	405
Baker, Allen B	380	0	0	0	380
Carothers, David L	199	0	0	0	199
Epps, Toni	240	0	0	0	240
Fondo, Daniel Kenga	181	0	0	0	181
Foster, Bryan D	329	0	0	0	329
Henderson II, Mark W.	89	0	0	0	89
Hoffman, Michael Burdette	174	0	0	0	174
Holley, Jeffrey Nicholas	300	0	0	0	300
Hutto, Eric M	263	0	0	0	263
June, Stuart L	260	0	0	0	260
Knox, Larry L	250	0	0	0	250
Miller, Donald R	186	0	0	0	186
Pigage, James	287	0	0	0	287
Rhoden, Kenneth	162	0	0	0	162
Stoudermire, Levi	257	0	0	0	257
Tanner, John W.	181	0	0	0	181
Thames Jr, Johnnie Lee	148	0	0	0	148
Thompson, Bryan T	210	0	0	0	210
Thornton, Corey Wayne	248	0	0	0	248
Tolbert, Michael A	201	0	0	0	201
Upchurch, Brian Edward	120	0	0	0	120
Villegas, Reymundo	222	0	0	0	222
Washington, Nathaniel	249	0	0	0	249
White, David Allen	317	0	0	0	317
Allen, Randolph A	256	0	0	0	256
Bessler, James W	219	0	0	0	219
Conroy II, William Jennings	134	0	0	0	134
Dixon, Richard Lee	102	0	0	0	102
Gregory, Timothy M	271	0	0	0	271
Kinder, Donald Benedict	303	0	0	0	303
McKenzie, Kirt	68	0	0	0	68
Shelton, Darryl Madison	207	0	0	0	207
Shelton, Kerry Raimund	55	0	0	0	55
Sly, Nicholas Anthony	267	0	0	0	267
Spires, James Robert	0	0	0	0	0
Waldrop Jr., Max Lee	623	0	0	0	623
OTHER	0	0	0	0	0
Total Bio Tech	12,991	0	0	0	12,991

WATER SERVICE CORPORATION
 SE 50 - Operator Salary
 Distribution of Direct
 Salaries and Benefits
 Period Ended 03/31/07

Employee	Total	36-0750	38-0770	65-0290	93-0006
		Louisiana Water Service	Utilities, Inc. of Louisiana	Charleston Utilities	Bio-Tech
Health Insurance					
Louisiana					
Brandt, Michael J	1,313	661	652	0	0
Burkhalter, Vincent Laroy	1,313	661	652	0	0
Cocran, Jeffery A	1,313	661	652	0	0
Cook, Gregory Alan	1,313	661	652	0	0
Frey, Leonard J	1,313	661	652	0	0
Green Jr., Horace	1,313	661	652	0	0
Kennedy, Alvin Wesley	1,313	661	552	0	0
Reiners, Barry Thomas	1,313	661	652	0	0
Thippen Jr, Grady Lavel	1,313	661	652	0	0
Williams Jr, Delos Ray	1,313	661	652	0	0
Williams Jr, Delos Ray	1,313	661	652	0	0
Williams, Susan Leah	1,313	661	652	0	0
Barringer Jr., Allen Pierc	1,313	661	652	0	0
Faye, Dennis Andrew	1,313	661	652	0	0
OTHER	0	0	0	0	0
Total Louisiana	18,382	9,254	9,128	0	0
Mississippi					
Curtis Jr, Albert	1,313	0	0	1,313	0
Shelton, Mathew James	1,313	0	0	1,313	0
Taylor, Johnnie	1,313	0	0	1,313	0
OTHER	0	0	0	0	0
Total Mississippi	3,939	0	0	3,939	0
Bio - Tech					
(Bio-Tech North Carolina)	0	0	0	0	0
Oaks, Patsy Sisk nc	1,313	0	0	0	1,313
Ferriell, Christopher Thom	1,313	0	0	0	1,313
(Bio-Tech South Carolina)	0	0	0	0	0
Burns, Patsy R	1,313	0	0	0	1,313
Clary, Jean Constance	1,313	0	0	0	1,313
Holley, Rachel Jean	1,313	0	0	0	1,313
June, Melissa Renee	1,313	0	0	0	1,313
Upchurch, Brian Edward	1,313	0	0	0	1,313
(Bio-Tech North Carolina)	0	0	0	0	0
Allen, Skywater William nc	1,313	0	0	0	1,313
Britt, Jarrod T nc	1,313	0	0	0	1,313
Crowder, Donnie J nc	1,313	0	0	0	1,313
Friel Jr., Steven M. nc	1,313	0	0	0	1,313
Horton, Keith F nc	1,313	0	0	0	1,313
Lassiter Jr., Joseph Lloydc	1,313	0	0	0	1,313
Oaks, Dayton Wesley nc	1,313	0	0	0	1,313
Oaks, Ronald Thomas nc	1,313	0	0	0	1,313
Ortiz Miranda, Fernando L nc	1,313	0	0	0	1,313
Perez, Ponce nc	1,313	0	0	0	1,313
Sims, James Oscar nc	1,313	0	0	0	1,313
Smalls I, Chappelle Morrisnc	1,313	0	0	0	1,313
Upton, Aaron D nc	1,313	0	0	0	1,313
Mason, Steve A	1,313	0	0	0	1,313
Wilson, Kevin Dewayne	1,313	0	0	0	1,313
(Bio-Tech South Carolina)	0	0	0	0	0
Accardo, Aaron Michael	1,313	0	0	0	1,313

WATER SERVICE CORPORATION
 SE 50 - Operator Salary
 Distribution of Direct
 Salaries and Benefits
 Period Ended 03/31/07

Employee	Total	36-0750	38-0770	65-0290	93-0006
		Louisiana Water Service	Utilities, Inc. of Louisiana	Charleston Utilities	Bio-Tech
Baker, Allen B	1,313	0	0	0	1,313
Carothers, David L	1,313	0	0	0	1,313
Epps, Toni	1,313	0	0	0	1,313
Fondo, Daniel Kenga	1,313	0	0	0	1,313
Foster, Bryan D	1,313	0	0	0	1,313
Henderson II, Mark W.	1,313	0	0	0	1,313
Hoffman, Michael Burdette	1,313	0	0	0	1,313
Holley, Jeffrey Nicholas	1,313	0	0	0	1,313
Hutto, Eric M	1,313	0	0	0	1,313
June, Stuart L	1,313	0	0	0	1,313
Knox, Larry L	1,313	0	0	0	1,313
Miller, Donald R	1,313	0	0	0	1,313
Pigage, James	1,313	0	0	0	1,313
Rhoden, Kenneth	1,313	0	0	0	1,313
Stoudermire, Levi	1,313	0	0	0	1,313
Tanner, John W.	1,313	0	0	0	1,313
Thames Jr, Johnnie Lee	1,313	0	0	0	1,313
Thompson, Bryan T	1,313	0	0	0	1,313
Thornton, Corey Wayne	1,313	0	0	0	1,313
Tolbert, Michael A	1,313	0	0	0	1,313
Upchurch, Brian Edward	1,313	0	0	0	1,313
Villegas, Reymundo	1,313	0	0	0	1,313
Washington, Nathaniel	1,313	0	0	0	1,313
White, David Allen	1,313	0	0	0	1,313
Allen, Randolph A	1,313	0	0	0	1,313
Bessler, James W	1,313	0	0	0	1,313
Conroy II, William Jennings	1,313	0	0	0	1,313
Dixon, Richard Lee	1,313	0	0	0	1,313
Gregory, Timothy M	1,313	0	0	0	1,313
Kinder, Donald Benedict	1,313	0	0	0	1,313
McKenzie, Kirt	1,313	0	0	0	1,313
Shelton, Darryl Madison	1,313	0	0	0	1,313
Shelton, Kerry Raimund	1,313	0	0	0	1,313
Sly, Nicholas Anthony	1,313	0	0	0	1,313
Spires, James Robert	1,313	0	0	0	1,313
Waldrop Jr., Max Lee	1,313	0	0	0	1,313
OTHER	0	0	0	0	0
Total Bio Tech	77,467	0	0	0	77,467

WATER SERVICE CORPORATION
 SE 50 - Operator Salary
 Distribution of Direct
 Salaries and Benefits
 Period Ended 03/31/07

Employee	Total	36-0750 Louisiana Water Service	38-0770 Utilities, Inc. of Louisiana	65-0290 Charleston Utilities	93-0006 Bio-Tech
Other Benefits					
Louisiana					
Brandt, Michael J	91	46	45	0	0
Burkhalter, Vincent Laroy	91	46	45	0	0
Cocran, Jeffery A	91	46	45	0	0
Cook, Gregory Alan	91	46	45	0	0
Frey, Leonard J	91	46	45	0	0
Green Jr., Horace	91	46	45	0	0
Kennedy, Alvin Wesley	91	46	45	0	0
Reiners, Barry Thomas	91	46	45	0	0
Thippen Jr, Grady Lavel	91	46	45	0	0
Williams Jr, Delos Ray	91	46	45	0	0
Williams Jr, Delos Ray	91	46	45	0	0
Williams, Susan Leah	91	46	45	0	0
Barringer Jr., Allen Pierc	91	46	45	0	0
Faye, Dennis Andrew	91	46	45	0	0
OTHER	0	0	0	0	0
Total Louisiana	1,274	644	630	0	0
Mississippi					
Curtis Jr, Albert	91	0	0	91	0
Shelton, Mathew James	91	0	0	91	0
Taylor, Johnnie	91	0	0	91	0
OTHER	0	0	0	0	0
Total Mississippi	273	0	0	273	0
Bio - Tech					
(Bio-Tech North Carolina)	0	0	0	0	0
Oaks, Patsy Sisk nc	91	0	0	0	91
Ferriell, Christopher Thom	91	0	0	0	91
(Bio-Tech South Carolina)	0	0	0	0	0
Burns, Patsy R	91	0	0	0	91
Clary, Jean Constance	91	0	0	0	91
Holley, Rachel Jean	91	0	0	0	91
June, Melissa Renee	91	0	0	0	91
Upchurch, Brian Edward	91	0	0	0	91
(Bio-Tech North Carolina)	0	0	0	0	0
Allen, Skywater William nc	91	0	0	0	91
Britt, Jarrod T nc	91	0	0	0	91
Crowder, Donnie J nc	91	0	0	0	91
Friel Jr., Steven M. nc	91	0	0	0	91
Horton, Keith F nc	91	0	0	0	91
Lassiter Jr., Joseph Lloydcnc	91	0	0	0	91
Oaks, Dayton Wesley nc	91	0	0	0	91
Oaks, Ronald Thomas nc	91	0	0	0	91
Ortiz Miranda, Fernando L nc	91	0	0	0	91
Perez, Ponce nc	91	0	0	0	91
Sims, James Oscar nc	91	0	0	0	91
Smalls I, Chappelle Morrisnc	91	0	0	0	91
Upton, Aaron D nc	91	0	0	0	91
Mason, Steve A	91	0	0	0	91
Wilson, Kevin Dewayne	91	0	0	0	91
(Bio-Tech South Carolina)	0	0	0	0	0
Accardo, Aaron Michael	91	0	0	0	91

WATER SERVICE CORPORATION
 SE 50 - Operator Salary
 Distribution of Direct
 Salaries and Benefits
 Period Ended 03/31/07

Employee	Total	36-0750	38-0770	65-0290	93-0006
		Louisiana Water Service	Utilities, Inc. of Louisiana	Charleston Utilities	Bio-Tech
Baker, Allen B	91	0	0	0	91
Carothers, David L	91	0	0	0	91
Epps, Toni	91	0	0	0	91
Fondo, Daniel Kenga	91	0	0	0	91
Foster, Bryan D	91	0	0	0	91
Henderson II, Mark W.	91	0	0	0	91
Hoffman, Michael Burdette	91	0	0	0	91
Holley, Jeffrey Nicholas	91	0	0	0	91
Hutto, Eric M	91	0	0	0	91
June, Stuart L	91	0	0	0	91
Knox, Larry L	91	0	0	0	91
Miller, Donald R	91	0	0	0	91
Pigage, James	91	0	0	0	91
Rhoden, Kenneth	91	0	0	0	91
Stoudermire, Levi	91	0	0	0	91
Tanner, John W.	91	0	0	0	91
Thames Jr, Johnnie Lee	91	0	0	0	91
Thompson, Bryan T	91	0	0	0	91
Thornton, Corey Wayne	91	0	0	0	91
Tolbert, Michael A	91	0	0	0	91
Upchurch, Brian Edward	91	0	0	0	91
Villegas, Reymundo	91	0	0	0	91
Washington, Nathaniel	91	0	0	0	91
White, David Allen	91	0	0	0	91
Allen, Randolph A	91	0	0	0	91
Bessler, James W	91	0	0	0	91
Conroy II, William Jennings	91	0	0	0	91
Dixon, Richard Lee	91	0	0	0	91
Gregory, Timothy M	91	0	0	0	91
Kinder, Donald Benedict	91	0	0	0	91
McKenzie, Kirt	91	0	0	0	91
Shelton, Darryl Madison	91	0	0	0	91
Shelton, Kerry Raimund	91	0	0	0	91
Sly, Nicholas Anthony	91	0	0	0	91
Spires, James Robert	91	0	0	0	91
Waldrop Jr., Max Lee	91	0	0	0	91
OTHER	0	0	0	0	0
Total Bio Tech	5,369	0	0	0	5,369

Water Service Corporation
 Distribution of Insurance between Accounts

		03/31/07		
		WSC Trial Balance		
		Total	Health	Other
Insurance per SE 50				
6049010	Health Ins. Reimb	656,920	656,920	
6049011	Employee Ins. Deductions	(191,870)	(191,870)	
6049012	Health Costs & Other	22,532	22,532	
6049015	Dental Ins. Reimbursements	65,889	65,889	
6049030	Tuition	0		0
6049040	Deferred Compensation	0		0
6049050	Health Ins. Premiums	159,862	159,862	
6049055	Dental Premiums	8,678	8,678	
6049060	Term Life Ins.	26,108		26,108
6049065	Term Life Ins. - OPT	712		712
6049066	Depend Life Ins.-OPT	64		64
6049067	Aflac	0		0
6049080	Disability Insurance	14,100		14,100
6049090	Other Emp Pens & Benefits	9,312		9,312
	Total	772,306	722,010	50,296
	# of Full Time Employees		550	550
			1,313	91
	Pension per WSC T/B	123,200	6,050,499	2.04%
	401K per WSC T/B	163,478	6,050,499	2.70%
			Total Salaries	

Water Service Corporation

Distribution of Insurance between Accounts

3/31/07

	WSC Trial Balance			Operating Cos.			WSC (get from Michelle SE50)		
	Total	Health	Other	Health	Other	Total	Health	Other	Total
Insurance per SE 50				635,492	43,953	679,445	86,518	6,343	92,861
6049010 Health Ins. Reimb	656,920	656,920		578,202	0	578,202	78,718	0	78,718
6049011 Employee Ins. Deductions	(191,870)	(191,870)		(168,879)	0	(168,879)	(22,992)	0	(22,992)
6049012 Health Costs & Other	22,532	22,532		19,832	0	19,832	2,700	0	2,700
6049015 Dental Ins. Reimbursements	65,889	65,889		57,993	0	57,993	7,895	0	7,895
6049020 Pension	123,200					91,895			31,505
6049050 Health Ins. Premiums	159,862	159,862		140,706	0	140,706	19,156	0	19,156
6049055 Dental Premiums	8,678	8,678		7,638	0	7,638	1,040	0	1,040
6049060 Term Life Ins.	26,884		26,884	0	23,494	23,484	0	3,391	3,391
6049065 Term Life Ins. - OPT	0		0	0	0	0	0	0	0
6049066 Depend Life Ins.-OPT	0		0	0	0	0	0	0	0
6049067 AFLAC	0		0	0	0	0	0	0	0
6049070 401k/ESOP	163,478					121,377			42,101
6049080 Disability Insurance	14,100		14,100	0	12,322	12,322	0	1,778	1,778
6049090 Other Emp Pens & Benefits	9,312		9,312	0	8,137	8,137	0	1,174	1,174
	<u>1,058,984</u>	<u>722,010</u>	<u>50,296</u>	<u>635,492</u>	<u>43,953</u>	<u>892,517</u>	<u>86,517</u>	<u>6,343</u>	<u>166,466</u>

WATER SERVICE CORPORATION

SE.51

Distribution of Computer Costs

SE.51 Distribution of Computer Costs 3/31/07

Account Number	Account Name	Co. - 02 Balance	Dist Code	05-0010 Apple Canyon	06-0014 Carnelot	07-0018 Charmar	08-0022 Cherry Hill	09-0026 Clarendon Hills	10-0028 Hilldale Manor	11-0034 County Line	12-0038 Del Mar	13-0042 Ferson Creek	14-0046 Galena Territory	15-0050 Killarney	16-0054 Lake Holiday
6091005	Salaries - IT	70,840.16	4	7	50	14	7	128	-	28	43	85	21	71	57
6369007	Computer Maint	157,780.80	4	16	110	32	16	284	-	63	95	189	47	158	126
6369009	Computer-Amort & Prog. Cost	15,222.00	4	2	11	3	2	27	-	6	9	18	5	15	12
6369012	Internet Supplier	12,949.83	4	1	9	3	1	23	-	5	8	16	4	13	10
6759003	Computer Supplies	6,166.06	4	1	4	1	1	11	-	2	4	7	2	6	5
6759016	Microfilming	4,199.81	4	-	3	1	-	8	-	2	3	5	1	4	3
6759051	Computer Supplies - Billing	9,278.13	4	1	6	2	1	17	-	4	6	11	3	9	7
6759095	Website development	21,400.00	4	2	15	4	2	39	-	9	13	26	6	21	17
4032098	Depreciation - Computer	55,196.09	5	291	74	13	56	89	-	28	12	130	562	82	421
Total		<u>353,032.88</u>		<u>321</u>	<u>282</u>	<u>73</u>	<u>86</u>	<u>626</u>	<u>-</u>	<u>147</u>	<u>193</u>	<u>487</u>	<u>651</u>	<u>379</u>	<u>658</u>

SE.51 Distribution of Computer Costs 3/31/07

Account Number	Account Name	Co. - 02 Balance	Dist Code	17-0058 Lake Wildwood	18-0066 Northern Hills	20-0070 Lake Marian	21-0078 Wildwood	22-0082 Valentine	23-0086 Walk Up Woods	24-0090 Whispering Hills	25-0025 Holiday Hills	26-0096 Medina	27-0027 Westlake	28-0098 Cedar Bluff	29-0048 Harbor Ridge
6091005	Salaries - IT	70,840.16	4	397	106	156	106	7	390	35	135	135	220	7	106
6369007	Computer Maint	157,780.80	4	884	237	347	237	16	868	79	300	300	489	16	237
6369009	Computer-Amort & Prog. Cost	15,222.00	4	85	23	33	23	2	84	8	29	29	47	2	23
6369012	Internet Supplier	12,949.83	4	73	19	28	19	1	71	6	25	25	40	1	19
6759003	Computer Supplies	6,166.06	4	35	9	14	9	1	34	3	12	12	19	1	9
6759016	Microfilming	4,199.81	4	24	6	9	6	-	23	2	8	8	13	-	6
6759051	Computer Supplies - Billing	9,278.13	4	52	14	20	14	1	51	5	18	18	29	1	14
6759095	Website development	21,400.00	4	120	32	47	32	2	118	11	41	41	66	2	32
4032098	Depreciation - Computer	55,196.09	5	184	66	76	51	16	78	510	63	113	155	29	113
Total		<u>353,032.88</u>		<u>1,854</u>	<u>512</u>	<u>730</u>	<u>497</u>	<u>46</u>	<u>1,717</u>	<u>659</u>	<u>631</u>	<u>661</u>	<u>1,078</u>	<u>59</u>	<u>559</u>

SE.51 Distribution of Computer Costs 3/31/07

Account Number	Account Name	Co. - 02 Balance	Dist Code	30-0049 Great Northern	32-0832 Peach Orchard	33-0840 Harrco	34-0120 UI of Nevada	35-0110 Spring Creek	36-0750 Louisiana Water Service	38-0770 Utilities, Inc. of Louisiana	40-0200 Utilities, Inc. of Maryland	41-0212 Colchester	42-0205 Greenridge Utilities	43-0215 Provinces
6091005	Salaries - IT	70,840.16	4	198	-	43	1,027	1,509	2,161	1,636	43	78	170	255
6369007	Computer Maint	157,780.80	4	442	-	95	2,288	3,361	4,812	3,645	95	174	379	568
6369009	Computer-Amort & Prog. Cost	15,222.00	4	43	-	9	221	324	464	352	9	17	37	55
6369012	Internet Supplier	12,949.83	4	36	-	8	188	276	395	299	8	14	31	47
6759003	Computer Supplies	6,166.06	4	17	-	4	89	131	188	142	4	7	15	22
6759016	Microfilming	4,199.81	4	12	-	3	61	89	128	97	3	5	10	15
6759051	Computer Supplies - Billing	9,278.13	4	26	-	6	135	198	283	214	6	10	22	33
6759095	Website development	21,400.00	4	60	-	13	310	456	653	494	13	24	51	77
4032098	Depreciation - Computer	55,196.09	5	94	-	27	768	991	1,800	1,736	3	43	215	347
Total		<u>353,032.88</u>		<u>928</u>	<u>-</u>	<u>208</u>	<u>5,087</u>	<u>7,335</u>	<u>10,884</u>	<u>8,615</u>	<u>184</u>	<u>372</u>	<u>930</u>	<u>1,419</u>

SE.51 Distribution of Computer Costs 3/31/07

Account Number	Account Name	Co. - 02 Balance	Dist Code	44-0220 Maryland Wtr Serv	47-0225 Massanutten	50-0245 Holiday Service	51-0251 Westgate	52-0250 Utilities, Inc. of Penn	53-0255 Penn Estates	55-0264 Skidaway	56-0830 Elk River	57-0270 Montague	60-0280 Twin Lakes	61-0646 Tierre Verde
6091005	Salaries - IT	70,840.16	4	354	779	269	135	234	602	971	156	276	815	78
6369007	Computer Maint	157,780.80	4	789	1,736	600	300	521	1,341	2,162	347	615	1,814	174
6369009	Computer-Amort & Prog. Cost	15,222.00	4	76	167	58	29	50	129	209	33	59	175	17
6369012	Internet Supplier	12,949.83	4	65	142	49	25	43	110	177	28	51	149	14
6759003	Computer Supplies	6,166.06	4	31	68	23	12	20	52	84	14	24	71	7
6759016	Microfilming	4,199.81	4	21	46	15	8	14	36	58	9	16	48	5
6759051	Computer Supplies - Billing	9,278.13	4	46	102	35	18	31	79	127	20	36	107	10
6759095	Website development	21,400.00	4	107	235	81	41	71	182	293	47	83	246	24
4032098	Depreciation - Computer	55,196.09	5	264	849	145	172	486	600	1,690	85	224	1,072	116
Total		<u>353,032.88</u>		<u>1,753</u>	<u>4,124</u>	<u>1,276</u>	<u>740</u>	<u>1,470</u>	<u>3,131</u>	<u>5,771</u>	<u>739</u>	<u>1,384</u>	<u>4,487</u>	<u>445</u>

SE.51**Distribution of Computer Costs**

3/31/07

Account Number	Account Name	Co. - 02 Balance	Dist Code	62-0641 Lake Placid	64-0643 Eastlake Utilities	65-0290 Charleston Utilities	66-0644 Pebble Creek	67-0647 Alafaya Utilities	68-0648 UI of Longwood	69-0649 Wedge- field	70-0298 Carolina Water Service	71-1300 Util Serv of SC	72-0672 Cypress Lakes	73-0673 UI of Eagle Ridge
6091005	Salaries - IT	70,840.16	4	7	319	652	489	3,216	588	567	4,024	2,997	730	319
6369007	Computer Maint	157,780.80	4	16	710	1,452	1,089	7,163	1,310	1,262	8,962	6,674	1,625	710
6369009	Computer-Amort & Prog. Cost	15,222.00	4	2	68	140	105	691	126	122	865	644	157	68
6369012	Internet Supplier	12,949.83	4	1	58	119	89	588	107	104	736	548	133	58
6759003	Computer Supplies	6,166.06	4	1	28	57	43	280	51	49	350	261	64	28
6759016	Microfilming	4,199.81	4	-	19	39	29	191	35	34	239	178	43	19
6759051	Computer Supplies - Billing	9,278.13	4	1	42	85	64	421	77	74	527	392	96	42
6759095	Website development	21,400.00	4	2	96	197	148	972	178	171	1,216	905	220	96
4032098	Depreciation - Computer	55,196.09	5	52	222	374	517	1,837	438	546	3,301	1,544	442	574
Total		<u>353,032.88</u>		<u>82</u>	<u>1,562</u>	<u>3,115</u>	<u>2,573</u>	<u>15,359</u>	<u>2,910</u>	<u>2,929</u>	<u>20,220</u>	<u>14,143</u>	<u>3,510</u>	<u>1,914</u>

SE.51 Distribution of Computer Costs 3/31/07

Account Number	Account Name	Co. - 02 Balance	Dist Code	74-0464 Southland	75-0700 United Utility Co.	79-0485 Tega Cay	80-0500 CWS Inc. of NC	83-0800 CWS Systems	86-0900 Carolina Trace	87-0905 Transylvania	88-0645 Mid- County	89-0660 Lake Utilities	90-0600 Utilities, Inc. of Florida	91-0640 Miles Grant
6091005	Salaries - IT	70,840.16	4	64	482	602	12,114	3,060	524	779	28	2,366	2,727	248
6369007	Computer Maint	157,780.80	4	142	1,073	1,341	26,981	6,816	1,168	1,736	63	5,270	6,075	552
6369009	Computer-Amort & Prog. Cost	15,222.00	4	14	104	129	2,603	658	113	167	6	508	586	53
6369012	Internet Supplier	12,949.83	4	12	88	110	2,214	559	96	142	5	433	499	45
6759003	Computer Supplies	6,166.06	4	6	42	52	1,054	266	46	68	2	206	237	22
6759016	Microfilming	4,199.81	4	4	29	36	718	181	31	46	2	140	162	15
6759051	Computer Supplies - Billing	9,278.13	4	8	63	79	1,587	401	69	102	4	310	357	32
6759095	Website development	21,400.00	4	19	146	182	3,659	924	158	235	9	715	824	75
4032098	Depreciation - Computer	55,196.09	5	43	291	614	7,479	2,184	499	510	452	2,334	1,974	375
Total		<u>353,032.88</u>		<u>312</u>	<u>2,318</u>	<u>3,145</u>	<u>58,409</u>	<u>15,049</u>	<u>2,704</u>	<u>3,785</u>	<u>571</u>	<u>12,282</u>	<u>13,441</u>	<u>1,417</u>

SE.51 Distribution of Computer Costs 3/31/07


Account Number	Account Name	Co. - 02 Balance	Dist Code	92-0651	94-0002	101-0680	103-0690	104-0694	105-0695	106-0693	107-0691	108-0692	109-0699
				Tennessee Water Service	Hutchinson Irrigation	Sanlando	Sandalhaven	Bayside	Southgate	Labrador	Pennbrooke	Hutchinson Island	Sandy Creek
6091005	Salaries - IT	70,840.16	4	99	14	4,874	319	135	1,721	468	468	92	99
6369007	Computer Maint	157,780.80	4	221	32	10,855	710	300	3,834	1,041	1,041	205	221
6369009	Computer-Amort & Prog. Cost	15,222.00	4	21	3	1,047	68	29	370	100	100	20	21
6369012	Internet Supplier	12,949.83	4	18	3	891	58	25	315	85	85	17	18
6759003	Computer Supplies	6,166.06	4	9	1	424	28	12	150	41	41	8	9
6759016	Microfilming	4,199.81	4	6	1	289	19	8	102	28	28	5	6
6759051	Computer Supplies - Billing	9,278.13	4	13	2	638	42	18	225	61	61	12	13
6759095	Website development	21,400.00	4	30	4	1,472	96	41	520	141	141	28	30
4032098	Depreciation - Computer	55,196.09	5	68	36	3,950	238	63	759	289	488	71	69
Total		<u>353,032.88</u>		<u>485</u>	<u>96</u>	<u>24,440</u>	<u>1,578</u>	<u>631</u>	<u>7,996</u>	<u>2,254</u>	<u>2,453</u>	<u>458</u>	<u>486</u>

<p>SE.51 Distribution of Computer Costs 3/31/07</p>
--

Account Number	Account Name	Co. - 02 Balance	Dist Code	120-0920 North Topsail	121-0925 Carolina Pines	122-0922 Bradfield Farms	123-0923 Nero	133-0123 Sky Ranch	135-0935 Bermuda	140-0140 Central Nevada	150-0150 WSC of Indiana	151-0151 Indiana Water Service	160-0160 WSC of Kentucky	165-1260 WSC of Georgia
6091005	Salaries - IT	70,840.16	4	1,048	227	390	71	298	3,563	2,168	149	567	2,203	673
6369007	Computer Maint	157,780.80	4	2,335	505	868	158	663	7,936	4,828	331	1,262	4,907	1,499
6369009	Computer-Amort & Prog. Cost	15,222.00	4	225	49	84	15	64	766	466	32	122	473	145
6369012	Internet Supplier	12,949.83	4	192	41	71	13	54	651	396	27	104	403	123
6759003	Computer Supplies	6,166.06	4	91	20	34	6	26	310	189	13	49	192	59
6759016	Microfilming	4,199.81	4	62	13	23	4	18	211	129	9	34	131	40
6759051	Computer Supplies - Billing	9,278.13	4	137	30	51	9	39	467	284	19	74	289	88
6759095	Website development	21,400.00	4	317	68	118	21	90	1,076	655	45	171	666	203
4032098	Depreciation - Computer	55,196.09	5	693	87	379	46	148	2,173	2,184	77	244	1,056	481
Total		<u>353,032.88</u>		<u>5,100</u>	<u>1,040</u>	<u>2,018</u>	<u>343</u>	<u>1,400</u>	<u>17,153</u>	<u>11,299</u>	<u>702</u>	<u>2,627</u>	<u>10,320</u>	<u>3,311</u>

SE.51**Distribution of Computer Costs****3/31/07**

Account Number	Account Name	Co. - 02 Balance	Dist Code	93-0006	
				Bio	Tech
6091005	Salaries - IT	70,840.16	4	192.16	
6369007	Computer Maint	157,780.80	4	434.80	
6369009	Computer-Amort & Prog. Cost	15,222.00	4	42.00	
6369012	Internet Supplier	12,949.83	4	40.83	
6759003	Computer Supplies	6,166.06	4	14.06	
6759016	Microfilming	4,199.81	4	8.81	
6759051	Computer Supplies - Billing	9,278.13	4	25.13	
6759095	Website development	21,400.00	4	61.00	
4032098	Depreciation - Computer	55,196.09	5	56.09	
Total		<u>353,032.88</u>		<u>874.88</u>	



WATER SERVICE CORPORATION

SE.52

Distribution of Insurance Expenses

SE.52
Distribution of Insurance Expense
3/31/07

Summary

	Weighted Insurance Distribution CODE 11	Acct 8599090 Other Insurance	
05	Apple Canyon	0.516%	844.00
06	Camelot	0.141%	231.00
07	Charmar	0.022%	36.00
08	Cherry Hill	0.198%	324.00
09	Clarendon Hills	0.112%	183.00
10	Hilldale Manor	0.000%	-
11	County Line	0.039%	64.00
12	DelMar	0.019%	31.00
13	Ferson Creek	0.289%	472.00
14	Galena Territory	0.771%	1,260.00
15	Kilbrey	0.199%	325.00
16	Lake Holiday	0.693%	1,133.00
17	Lake Wildwood	0.183%	299.00
18	Northern Hills	0.105%	173.00
20	Lake Marian	0.103%	168.00
21	Wickwood	0.054%	88.00
22	Valentine	0.020%	33.00
23	Walk-up Woods	0.080%	131.00
24	Whisp.Hills/Pist./Sun	1.323%	2,163.00
25	Holiday Hills	0.084%	137.00
26	Medina	0.177%	289.00
27	Westlake	0.399%	652.00
28	Cedar Bluff	0.045%	74.00
29	Harbor Ridge	0.280%	458.00
30	Great Northern	0.149%	244.00
32	Peach Orchard	0.000%	-
33	Harrco	0.024%	39.00
34	Ut of Nevada	0.895%	1,463.00
35	Spring Creek	1.349%	2,205.00
36	Louisiana Water Service	2.240%	3,682.00
38	Utilities Inc. of Louisiana	2.657%	4,344.00
40	Utilities, Inc. of Maryland	0.462%	755.00
41	Colchester	0.511%	835.00
42	Groenridge Utilities, Inc.	0.864%	1,085.00
43	Provincos	1.089%	1,780.00
44	Maryland Water Service	0.664%	1,085.00
47	Massanutten	1.945%	3,180.00
50	Holiday Service	0.228%	373.00
51	Westgate	0.210%	343.00
52	Utilities, Inc. of Pennsylvania	0.745%	1,218.00
53	Penn Estates	1.573%	2,572.00
55	Skidaway	2.690%	4,398.00
56	Eik River	0.110%	180.00
57	Moningue	0.300%	490.00
60	Twin Lakes Utilities	2.310%	3,776.00
61	Tierra Verde	0.220%	360.00
62	Lake Place	0.068%	111.00
64	Eastlake	0.337%	551.00
65	Charleston Utilities	0.480%	785.00
66	Pebble Creek	0.764%	1,249.00
67	Atafaya	2.336%	3,819.00
68	Ut of Longwood	0.580%	948.00
69	Wedgetoid	0.927%	1,515.00
70	CWS (South Carolina)	6.381%	10,399.00
71	Utilities Services of SC	3.005%	4,913.00
72	Cypress Lakes	0.638%	1,043.00
73	Ut of Eagle Ridge	0.889%	1,453.00
74	Southland Utilities	0.087%	142.00
75	United Utility Co.	0.834%	1,036.00
79	Teja Cay Water Service	1.377%	2,251.00
80	CWS of NC	13.305%	21,751.00
83	CWS Systems, Inc.	3.058%	4,999.00
86	Carolina Trace	0.964%	1,576.00
87	Transylvania	0.733%	1,198.00
88	Mid-County Services, Inc.	0.973%	1,591.00
89	Lake Utility	3.106%	5,078.00
90	UIF	2.539%	4,151.00
91	Miles Grant	0.848%	1,383.00
92	Tennessee Water Service	0.116%	193.00
94	Hutchinson Irrigation	0.043%	70.00
101	Sanlando	6.107%	9,984.00
103	Sandalheven	0.512%	837.00
104	Bayside	0.176%	288.00
105	Southgate	1.089%	1,780.00
106	Labrador	0.473%	773.00
107	Pennbrooke	0.758%	1,239.00
108	Hutchinson Island	0.096%	157.00
109	Sandy Creek	0.180%	284.00
120	North Topsail	1.297%	2,120.00
121	Carolina Pines	0.081%	132.00
122	Bradfield Farms	0.507%	829.00
123	Noro	0.108%	177.00
133	Sky Ranch	0.164%	268.00
135	Bermuda	2.197%	3,592.00
140	Central Nowada	3.258%	5,326.00
150	WSC of Indiana	0.126%	209.00
151	Indiana Water Service	0.417%	682.00
180	WSC of Kentucky	2.647%	4,327.00
165	WSC of Georgia	0.728%	1,190.00
93	Bio Tech	8.021%	415,657.00

100.000%	566,021.09
----------	------------

SE.52
Distribution of Insurance Expense
3/31/07

Excess Liability Insurance

Excess Liability Insurance is based on miles of sewer mains, gallons of water sold, and operators payroll.
Miles of Sewer Mains determined by multiplying the number of customers by 40 ft. divided by 5,280 ft.

	Customer Equivalent Percentage CODE 1	Sewer Customers @ 12/31/06	Miles of Sewer Mains formula	Percentage of Miles of Sewer Mains to Total Miles	Water Customers @ 12/31/06	Total Gallons Sold formula	Percentage of Gallons Sold to Total Gallons	Operators Payroll	Percentage of Company's Payroll to Total Payroll	Weighted Average of 3 Determinants CODE 2
05	Apple Canyon			0.00%	892	65,116,000	0.61%	19,316	0.458%	0.356%
06	Camelot	214	1.62	0.224%	215	15,895,000	0.15%	6,846	0.162%	0.178%
07	Chairman		0.00	0.000%	53	3,869,000	0.04%	1,321	0.031%	0.023%
08	Cherry Hill		0.00	0.000%	258	18,804,800	0.18%	4,783	0.113%	0.097%
09	Clarendon Hills		0.00	0.000%	363	26,491,700	0.25%	5,188	0.123%	0.124%
10	Hildale Manor		0.00	0.000%		0	0.00%	-	0.000%	0.000%
11	County Line		0.00	0.000%	118	8,643,200	0.08%	1,982	0.047%	0.043%
12	DeiMar		0.00	0.000%	74	5,385,500	0.05%	1,014	0.024%	0.025%
13	Ferson Creek		2.83	0.391%	381	27,813,000	0.26%	15,860	0.376%	0.342%
14	Galena Territory	373	6.19	0.855%	2,176	158,877,200	1.49%	27,621	0.655%	0.999%
15	Kilamey	817	0.00	0.000%	352	25,696,000	0.24%	6,989	0.166%	0.135%
16	Lake Holiday		0.00	0.000%	1,863	135,999,000	1.27%	24,177	0.573%	0.616%
17	Lake Witwood		0.00	0.000%	470	34,273,500	0.32%	8,671	0.208%	0.176%
18	Northern Hills		1.40	0.193%	172	12,556,000	0.12%	4,538	0.108%	0.140%
20	Lake Marian	185	0.00	0.000%	282	21,316,000	0.20%	5,421	0.128%	0.109%
21	Wildwood		0.00	0.000%	195	14,235,000	0.13%	2,282	0.054%	0.062%
22	Valentine		0.00	0.000%	70	5,110,000	0.05%	836	0.020%	0.023%
23	Walk-up Woods		0.00	0.000%	220	16,060,000	0.15%	4,294	0.102%	0.084%
24	Whisp.Hills/Past /Sun		0.00	0.000%	2,340	170,783,500	1.60%	37,232	0.883%	0.826%
25	Holiday Hills		0.00	0.000%	243	17,739,000	0.17%	4,353	0.103%	0.090%
26	Medina	473	3.58	0.494%		0	0.00%	7,640	0.181%	0.225%
27	Westlake	422	3.20	0.442%	423	30,864,400	0.29%	7,925	0.188%	0.306%
28	Cedar Bluff	132	1.00	0.138%		0	0.00%	1,714	0.041%	0.060%
29	Harbor Ridge	318	2.41	0.333%	322	23,506,000	0.22%	6,516	0.154%	0.236%
30	Great Northern		0.00	0.000%	362	26,426,000	0.25%	8,756	0.208%	0.152%
32	Peach Orchard		0.00	0.000%	0	0	0.00%	-	0.000%	0.000%
33	Harco	110	0.83	0.115%		0	0.00%	-	0.000%	0.038%
34	Ut of Nevada		0.00	0.000%	3,175	231,738,500	2.17%	38,730	0.918%	1.030%
35	Spring Creek	121	0.92	0.127%	3,969	289,758,900	2.72%	68,879	1.633%	1.492%
36	Louisiana Water Service	4,856	36.79	5.061%	5,094	371,840,100	3.48%	76,424	1.912%	3.459%
38	Utilities Inc. of Louisiana	4,616	34.97	4.830%	5,109	372,927,800	3.49%	75,356	1.786%	3.370%
40	Utilities, Inc. of Maryland		0.00	0.000%	0	0	0.00%	-	0.000%	0.000%
41	Colchester	169	1.28	0.177%		0	0.00%	44,771	1.061%	0.413%
42	Greenridge Utilities, Inc.		0.00	0.000%	929	67,817,000	0.64%	16,757	0.397%	0.344%
43	Proveas		0.00	0.000%	1,507	110,011,000	1.03%	34,920	0.828%	0.620%
44	Maryland Water Service	1,069	8.10	1.119%	1,115	81,395,000	0.76%	22,670	0.537%	0.806%
47	Massanutten	2,034	15.41	2.128%	2,244	163,833,900	1.54%	91,180	2.161%	1.942%
50	Holiday Service		0.00	0.000%	435	31,755,000	0.30%	4,214	0.100%	0.132%
51	Westgate		0.00	0.000%	746	54,421,500	0.51%	10,638	0.252%	0.254%
52	Utilities, Inc. of Pennsylvania	2,159	16.36	2.259%		0	0.00%	34,573	0.820%	1.026%
53	Penn Estates	1,676	12.70	1.754%	1,676	122,348,000	1.15%	57,735	1.389%	1.423%
55	Sidkaway	4,917	37.25	5.145%	4,493	323,601,700	3.03%	73,293	1.737%	3.305%
56	EK River	109	0.83	0.115%	280	20,440,000	0.19%	3,949	0.094%	0.133%
57	Montague	272	2.06	0.285%	796	58,108,000	0.54%	11,445	0.271%	0.367%
60	Twin Lakes Utilities	3,077	23.31	3.219%	3,111	227,103,900	2.13%	81,208	1.925%	2.424%
61	Tierre Verde	1,015	7.69	1.062%		0	0.00%	4,638	0.110%	0.391%
62	Lake Placid	204	1.54	0.213%	138	10,052,100	0.09%	1,105	0.025%	0.111%
64	Eastlake	689	6.74	0.931%	928	67,773,200	0.64%	6,699	0.159%	0.575%
65	Charleston Utilities		0.00	0.000%	1,491	108,850,300	1.02%	22,349	0.530%	0.517%
66	Pebble Creek	1,439	10.90	1.505%	1,492	108,879,500	1.02%	27,022	0.641%	1.055%
67	Alalaya	7,319	55.45	7.588%		0	0.00%	78,911	1.870%	3.176%
68	Ut of Longwood	1,806	13.68	1.889%		0	0.00%	19,847	0.470%	0.787%
69	Wedgewick	1,526	11.56	1.597%	1,550	113,135,400	1.06%	40,336	0.958%	1.204%
70	CWS (South Carolina)	10,289	77.95	10.766%	7,568	552,427,500	5.18%	238,447	5.852%	7.198%
71	Utilities Services of SC	370	2.80	0.387%	6,592	481,223,300	4.51%	137,917	3.269%	2.722%
72	Cypress Lakes	1,120	8.48	1.171%	1,213	88,556,300	0.83%	24,257	0.575%	0.859%
73	Ut of Eagle Ridge	2,532	19.18	2.649%		0	0.00%	35,344	0.838%	1.162%
74	Southland Utilities		0.00	0.000%	173	12,829,200	0.12%	5,471	0.130%	0.083%
75	Unied Utility Co	1,234	9.35	1.291%	95	6,835,000	0.06%	34,407	0.816%	0.724%
79	Togo Cay Water Service	1,676	12.70	1.754%	1,780	129,903,500	1.22%	42,504	1.017%	1.329%
80	CWS of NC	463	3.51	0.485%	364	26,572,000	0.25%	627,808	14.877%	5.204%
83	CWS Systems, Inc.	2,933	22.22	3.069%	6,733	491,523,800	4.61%	122,196	2.897%	3.524%
88	Carolina Trace	1,385	10.34	1.428%	1,431	104,463,000	0.98%	22,512	0.534%	0.980%
87	Transylvania	952	7.22	0.997%	1,276	93,177,200	0.87%	29,871	0.708%	0.859%
88	Mid-County Services, Inc	2,075	15.72	2.171%		0	0.00%	52,802	1.247%	1.139%
89	Lake Utility	2,820	21.37	2.951%	8,502	620,653,300	5.82%	121,526	2.881%	3.883%
90	UJF	2,700	20.46	2.826%	7,012	511,905,200	4.80%	93,383	2.214%	3.279%
91	Miles Grant	1,051	7.96	1.089%	1,117	81,548,300	0.76%	47,185	1.118%	0.994%
92	Tennessee Water Service		0.00	0.000%	559	40,807,000	0.38%	4,375	0.104%	0.162%
94	Hutchinson Irrigation		0.00	0.000%	161	11,716,500	0.11%	1,882	0.045%	0.051%
101	Sanlando	9,147	69.30	9.571%	11,889	867,911,600	8.13%	254,569	6.034%	7.913%
103	Sandhaven	985	7.46	1.030%		0	0.00%	29,735	0.705%	0.378%
104	Bayside	244	1.85	0.256%	243	17,768,200	0.17%	10,083	0.239%	0.220%
105	Southingate		0.00	0.000%	5,767	420,983,700	3.95%	35,827	0.849%	1.598%
106	Labrador	787	5.81	0.802%	784	57,195,500	0.54%	20,936	0.495%	0.812%
107	Pennbrooke	1,243	9.42	1.301%	1,460	106,543,500	1.00%	31,776	0.753%	1.016%
108	Hutchinson Island	176	1.33	0.184%	206	15,016,100	0.14%	3,435	0.081%	0.135%
109	Sandy Creek	168	1.26	0.174%	199	14,512,400	0.14%	11,652	0.276%	0.195%
120	North Topsail	2,820	21.36	2.950%		0	0.00%	57,864	1.387%	1.439%
121	Carolina Pines	321	2.43	0.336%		0	0.00%	965	0.023%	0.119%
122	Bradfield Farms	1,310	9.92	1.370%	955	69,678,500	0.65%	10,161	0.241%	0.755%
123	Nero	125	0.95	0.131%	125	9,125,000	0.08%	6,176	0.146%	0.121%
133	Sky Ranch		0.00	0.000%	578	42,194,000	0.40%	7,052	0.187%	0.188%
135	Borunda		0.00	0.000%	8,738	637,881,300	5.98%	91,849	2.177%	2.718%
140	Central Nevada	3,883	29.42	4.063%	7,350	536,564,600	5.03%	142,552	3.379%	4.157%
150	WSC of Indiana	201	1.52	0.210%	200	14,563,500	0.14%	5,071	0.120%	0.156%
151	Indiana Water Service		0.00	0.000%	1,844	134,828,600	1.26%	15,582	0.369%	0.544%
160	WSC of Kentucky		0.00	0.000%	7,364	537,586,600	5.04%	107,955	2.559%	2.532%
165	WSC of Georgia	287	2.17	0.300%	1,834	133,882,000	1.25%	41,142	0.975%	0.843%
93	Bio Tech		0.00	0.000%		0	0.00%	529,741	12.557%	4.186%
	100.000%	95,569	724.06	100.000%	146,180	10,671,103,500	100.000%	4,218,712	100.000%	100.000%

SE.52
Distribution of Insurance Expense
3/31/07

Workman's Compensation

Workman's Compensation insurance is based on operators payroll

	Operators Salary	Percentage of Company's Payroll to Total Payroll CODE 2
05 Apple Canyon	19,318	0.458%
06 Camelot	6,846	0.162%
07 Charmar	1,321	0.031%
08 Cherry Hill	4,783	0.113%
09 Clarendon Hills	5,100	0.123%
10 Hildale Manor	-	0.000%
11 County Line	1,982	0.047%
12 DelMar	1,014	0.024%
13 Ferson Creek	15,860	0.376%
14 Galena Territory	27,621	0.655%
15 Kilarney	6,988	0.166%
16 Lake Holiday	24,177	0.573%
17 Lake Wildwood	8,671	0.206%
18 Northern Hills	4,538	0.108%
20 Lake Marian	5,421	0.126%
21 Wildwood	2,252	0.054%
22 Valentine	836	0.020%
23 Walk-up Woods	4,294	0.102%
24 Whispering Hills	37,232	0.889%
25 Holiday Hills	4,359	0.103%
26 Medina	7,840	0.181%
27 Westlake	7,925	0.188%
28 Cedar Bluff	1,714	0.041%
29 Harbor Ridge	5,516	0.134%
30 Great Northern	8,756	0.208%
32 Peach Orchard	-	0.000%
33 Harco	-	0.000%
34 Ut of Nevada	38,730	0.918%
35 Spring Creek	68,879	1.633%
36 Louisiana Water Service	76,424	1.812%
38 Utilities Inc. of Louisiana	75,356	1.789%
40 Utilities, Inc. of Maryland	-	0.000%
41 Colchester	44,771	1.061%
42 Greenridge Utilities, Inc.	16,757	0.397%
43 Provinces	34,920	0.828%
44 Maryland Water Service	22,670	0.537%
47 Massanutten	91,180	2.161%
50 Holiday Service	4,214	0.100%
51 Westgate	10,636	0.252%
52 Utilities, Inc. of Pennsylvania	34,573	0.820%
53 Penn Estates	57,735	1.369%
55 Skidaway	73,293	1.737%
56 Elk River	3,848	0.094%
57 Montague	11,445	0.271%
60 Twin Lakes Utilities	81,208	1.925%
61 Tierra Verde	4,638	0.110%
62 Lake Piedci	1,105	0.026%
64 Estilako	6,699	0.159%
65 Charleston Utilities	22,349	0.530%
66 Pebble Creek	27,022	0.641%
67 Alafaya	78,911	1.870%
68 Ut of Longwood	18,847	0.470%
69 Wedgoleki	40,336	0.956%
70 CWS (South Carolina)	238,447	5.652%
71 Utilities Services of SC	137,917	3.269%
72 Cypress Lakes	24,257	0.575%
73 Ut of Eagle Ridge	35,344	0.838%
74 Southward Utilities	5,471	0.130%
75 United Utility Co.	34,407	0.816%
79 Tega Cay Water Service	42,904	1.017%
80 CWS of NC	627,608	14.877%
83 CWS Systems, Inc	122,196	2.897%
86 Carolina Trace	22,512	0.534%
87 Transylvania	29,871	0.708%
88 Mid-County Services, Inc	52,602	1.247%
89 Lake Utility	121,526	2.851%
90 UIF	93,383	2.214%
91 Miles Grant	47,185	1.118%
92 Tennessee Water Service	4,375	0.104%
94 Hutchinson Irrigation	1,882	0.045%
101 Sarlando	254,589	6.034%
103 Sandalhaven	29,735	0.705%
104 Bnyside	10,083	0.239%
105 Southgate	35,827	0.849%
106 Labrador	20,836	0.496%
107 Pennbrooke	31,776	0.753%
108 Hutchinson Island	3,435	0.081%
109 Sandy Creek	11,652	0.276%
120 North Topsail	57,664	1.367%
121 Carolina Pines	965	0.023%
122 Bndfield Farms	10,161	0.241%
123 Nero	6,176	0.146%
133 Sky Ranch	7,052	0.167%
135 Bermuda	91,848	2.177%
140 Central Nevada	142,552	3.379%
150 WSC of Indiana	5,071	0.120%
151 Indiana Water Service	15,582	0.369%
160 WSC of Kentucky	107,955	2.559%
165 WSC of Georgia	41,142	0.975%
93 Bio Tech	528,741	12.557%
	4,218,712	100.000%

SE.52
Distribution of Insurance Expense
3/31/07

Auto Insurance

Auto insurance is based on the number of vehicles insured

	Customer Equivalents @ 12/31/06	Illinois	Florida	KY	Louisiana	Indiana	Maryland	NJ	PA	NC	VA	AZ	NV	MS	SC	GA	Bio Tech	Total	Percentage of Autos To Total CODE 10
05	Applo Canyon	1,341	2.53																
06	Camolot	322	0.61															2.53	0.510%
07	Charmar	53	0.10															0.61	0.120%
08	Cherry Hill	258	0.49															0.10	0.020%
09	Clarendon Hills	363	0.68															0.49	0.100%
10	Hilldale Manor	0	0.00															0.68	0.140%
11	County Line	118	0.22															0.00	0.000%
12	DelMar	37	0.07															0.22	0.040%
13	Ferson Creek	568	1.07															0.07	0.010%
14	Galena Territory	2,585	4.87															1.07	0.220%
15	Killarney	352	0.66															4.87	0.980%
16	Lake Holiday	1,920	3.62															0.66	0.130%
17	Lake Wildwood	708	1.33															3.62	0.730%
18	Northern Hills	265	0.50															1.33	0.270%
20	Lake Marian	292	0.55															0.50	0.100%
21	Wildwood	195	0.37															0.55	0.110%
22	Valenline	70	0.13															0.37	0.070%
23	Walk-up Woods	220	0.41															0.13	0.030%
24	Whisp.Hills/Pist./Sun	2,340	4.41															0.41	0.080%
25	Holiday Hills	243	0.46															4.41	0.890%
26	Medina	473	0.89															0.46	0.090%
27	Westlake	634	1.19															0.89	0.180%
28	Cedar Bluff	132	0.25															1.19	0.240%
29	Harbor Ridge	481	0.91															0.25	0.050%
30	Great Northern	362	0.68															0.91	0.180%
32	Peach Orchard	0																0.68	0.140%
33	Harco	110								0.00								0.00	0.000%
34	Ut of Nevada	3,175								0.26								0.26	0.050%
35	Spring Creek	4,030												5.39				5.39	1.090%
36	Lousiana Water Service	7,523				8.06								6.85				6.85	1.380%
38	Utilities Inc. of Louisiana	7,418				7.94												8.06	1.630%
40	Utilities, Inc. of Maryland	0						0.00										7.94	1.600%
41	Colchester	169																0.00	0.000%
42	Greenridge Utilities, Inc.	929									0.49							0.49	0.100%
43	Provinces	1,507						3.42										3.42	0.690%
44	Maryland Water service	1,092						5.55										5.55	1.120%
47	Massanutten	3,837						4.02										4.02	0.810%
50	Holiday Service	573									10.51							10.51	2.120%
51	Westgate	746																0.00	0.000%
52	Utilities, Inc. of Pennsylvania	2,159							0.82									0.82	0.170%
53	Penn Estates	2,551							2.37									2.37	0.480%
55	Skidaway	7,442							2.81									2.81	0.570%
56	Elk River	335														9.48		9.48	1.910%
57	Montague	932								0.79								0.79	0.160%
60	Twin Lakas Utilities	4,650				12.67		2.00										2.00	0.400%
61	Tierra Verde	508	0.85															12.67	2.550%
62	Lake Placid	240	0.40															0.85	0.170%
64	Eastlake	909	1.52															0.40	0.080%
65	Charleston Utilities	1,491																1.52	0.310%
66	Pebble Creek	2,211	3.69											3.00				3.00	0.600%
67	Alafaya	7,319	12.21															3.69	0.740%
68	Ut of Longwood	1,806	3.01															12.21	2.460%
69	Wedgetfield	2,313	3.86															3.01	0.610%
70	CWS (South Carolina)	13,779																3.86	0.780%
71	Utilities Services of SC	6,046													27.81			27.81	5.610%
72	Cypress Lakes	1,773	2.96												12.20			12.20	2.460%
73	Ut of Eagle Ridge	2,532	4.23															2.96	0.600%
74	Southland Utilities	173																4.23	0.850%
75	United Utility Co.	1,171													0.35			0.35	0.070%
79	Tega Cay Water Service	2,618													2.36			2.36	0.480%
80	CWS of NC	30,135													5.28			5.28	1.060%
83	CWS Systems, Inc	8,969								71.41								71.41	14.400%
										21.25								21.25	4.280%

SE.52
Distribution of Insurance Expense
3/31/07

Auto Insurance

Auto Insurance is based on the number of vehicles insured

	Customer Equivalents @ 12/31/06																	Total	Percentage of Autos To Total CODE 10	
		Illinois	Florida	KY	Louisiana	Indiana	Maryland	NJ	PA	NC	VA	AZ	NV	MS	SC	GA	Bio Tech			
86	Carolina Traco	2,113								5.01								5.01	1.010%	
87	Transylvania	2,072								4.91								4.91	0.990%	
88	Mid-County Services, Inc	2,075		3.46														3.46	0.700%	
89	Lake Utility	9,912		16.54														16.54	3.330%	
90	UIF	8,123		13.56														13.56	2.730%	
91	Miles Grant	1,642		2.74														2.74	0.550%	
92	Tennessee Water Service	280							0.66									0.66	0.130%	
94	Hutchinson Irrigation	151		0.27														0.27	0.050%	
101	Sanlindo	16,463		27.47														27.47	5.540%	
103	Sandathaven	985		1.64														1.64	0.330%	
104	Bayside	244		0.41														0.41	0.080%	
105	Southgate	2,883		4.81														4.81	0.970%	
106	Labrador	1,167		1.95														1.95	0.390%	
107	Pennbrooke	2,062		3.47														3.47	0.700%	
108	Hutchinson Island	294		0.49														0.49	0.100%	
109	Sandy Creek	282		0.47														0.47	0.090%	
120	North Topsail	2,820							6.68									6.68	1.350%	
121	Carolina Pines	321							0.76									0.76	0.150%	
122	Bradfield Farms	1,610							3.81									3.81	0.770%	
123	Nero	188							0.45									0.45	0.090%	
133	Sky Ranch	578											0.98					0.98	0.200%	
135	Bermuda	8,738										5.00						5.00	1.010%	
140	Central Nevada	9,292											15.78					15.78	3.180%	
150	WSC of Indiana	300					0.82											0.82	0.170%	
151	Indiana Water Service	924					2.51											2.51	0.510%	
160	WSC of Kentucky	4,080			11.00													11.00	2.220%	
165	WSC of Georgia	1,978													2.52			2.52	0.510%	
93	Bio Tech	178															71.00	71.00	14.330%	
		229,079	27.00	110.00	11.00	16.00	16.00	19.00	2.00	6.00	116.00	11.00	5.00	28.00	3.00	48.00	12.00	71.00	496.00	100.000%

SE.52

Distribution of Auto Costs

3/31/07

Auto Insurance

Auto Insurance is based on the number of vehicles insured.

	Customer Equivalents @ 12/31/06	Illinois	Florida	KY	Louisiana	Indiana	Maryland	NJ	PA	NC	VA	AZ	NV	MS	SC	GA	WSC	Rio Tech	Total	Percentage	
																				of Autos To Total CODE 10	
05 Apple Canyon	1,341	9.36%																		9.94%	0.580%
06 Camelot	322	2.25%																0.59%		2.39%	0.140%
07 Charmar	53	0.37%																0.14%		0.02%	0.020%
08 Cherry Hill	258	1.80%																0.02%		1.91%	0.110%
09 Clarendon Hills	363	2.53%																0.11%		2.69%	0.160%
10 Hilldale Manor	0	0.00%																0.16%		0.00%	0.000%
11 County Line	118	0.83%																0.00%		0.05%	0.050%
12 DelMar	37	0.25%																0.05%		0.02%	0.020%
13 Ferson Creek	568	3.96%																0.02%		4.21%	0.250%
14 Galena Territory	2,585	18.04%																0.25%		19.17%	1.130%
15 Killarney	352	2.46%																1.13%		2.61%	0.150%
16 Lake Holiday	1,920	13.40%																0.15%		0.84%	0.840%
17 Lake Wildwood	708	4.94%																0.84%		5.25%	0.310%
18 Northern Hills	265	1.85%																0.31%		1.97%	0.120%
20 Lake Marian	292	2.04%																0.12%		2.16%	0.130%
21 Wildwood	195	1.36%																0.13%		0.09%	0.090%
22 Valentine	70	0.49%																0.09%		0.03%	0.030%
23 Walk-up Woods	220	1.54%																0.03%		0.10%	0.100%
24 Whip Hills/Pist./Sun	2,340	16.32%																0.10%		1.63%	0.100%
25 Holiday Hills	243	1.70%																1.02%		17.35%	1.020%
26 Medina	473	3.30%																0.11%		1.80%	0.110%
27 Westlake	634	4.42%																0.21%		3.51%	0.210%
28 Cedar Bluff	132	0.92%																0.28%		4.70%	0.280%
29 Harbor Ridge	481	3.36%																0.06%		0.98%	0.060%
30 Great Northern	362	2.53%																0.21%		3.57%	0.210%
32 Peach Orchard	0																	0.16%		2.68%	0.160%
33 Harco	110									0.00%								0.23%		0.00%	0.000%
34 UI of Nevada	3,175																	0.05%		0.27%	0.020%
35 Spring Creek	4,030												18.58%					1.39%		19.98%	1.180%
36 Louisiana Water Service	7,523				50.35%								23.60%					1.76%		25.36%	1.490%
38 Utilities Inc. of Louisiana	7,418				49.65%													3.28%		53.84%	3.160%
40 Utilities, Inc. of Maryland	0						0.00%											3.24%		52.89%	3.110%
41 Colchester	169																	0.00%		0.00%	0.000%
42 Greenridge Utilities, Inc.	929											4.44%						0.07%		4.52%	0.270%
43 Provinces	1,507						26.33%											0.41%		26.74%	1.570%
44 Maryland Water service	1,092						42.72%											0.66%		43.37%	2.550%
47 Massanutten	3,637						30.95%											0.48%		31.43%	1.850%
50 Holiday Service	573												95.56%					1.59%		97.15%	5.710%
51 Westgate	746																	0.25%		0.25%	0.010%
52 Utilities, Inc. of Pennsylvania	2,159								13.67%									0.33%		13.99%	0.820%
53 Penn Estates	2,551								39.58%									0.94%		40.52%	2.380%
55 Skidaway	7,442								46.76%									1.11%		47.87%	2.820%
56 Elk River	335																	3.25%	79.00%	82.25%	4.840%
										0.68%								0.15%		0.83%	0.050%


SE.52

Distribution of Auto Costs
3/31/07

Auto Insurance

Auto Insurance is based on the number of vehicles insured.

Customer Equivalents @ 12/31/06	Illinois	Florida	KY	Louisiana	Indiana	Maryland	NU	PA	NC	VA	AZ	NV	MS	SC	GA	WSC	Bio Tech	Total	Percentage of Autos To Total CODE 10
57 Montague	992															0.41%		100.41%	5.910%
60 Twin Lakes Utilities	4,650				79.20%		100.00%									2.03%		81.23%	4.780%
61 Tierra Verde	508	0.77%														0.22%		0.99%	0.060%
62 Lake Placid	240	0.36%														0.11%		0.47%	0.030%
64 Eastlake	909	1.38%														0.40%		1.78%	0.100%
65 Charleston Utilities	1,491															0.66%		100.66%	5.920%
66 Pebble Creek	2,211	3.35%														0.97%		4.32%	0.250%
67 Alafaya	7,319	11.10%														3.20%		14.30%	0.840%
68 Ul of Longwood	1,806	2.74%														0.79%		3.53%	0.210%
69 Wedgfield	2,313	3.51%														1.01%		4.52%	0.270%
70 CWS (South Carolina)	13,779															6.02%	57.93%	63.94%	3.760%
71 Utilities Services of SC	6,046															2.64%	25.42%	28.06%	1.650%
72 Cypress Lakes	1,773	2.69%														0.77%		3.46%	0.200%
73 Ul of Eagle Ridge	2,532	3.84%														1.11%		4.95%	0.290%
74 Southland Utilities	173															0.08%		0.80%	0.050%
75 United Utility Co.	1,171															4.92%	0.73%	5.43%	0.320%
79 Tega Cay Water Service	2,618															1.14%	11.00%	12.15%	0.710%
80 CWS of NC	30,135															13.16%		74.71%	4.390%
83 CWS Systems, Inc.	8,969															3.92%		22.24%	1.310%
86 Carolina Trace	2,113															0.92%		5.24%	0.310%
87 Transylvania	2,072															0.91%		5.14%	0.300%
88 Mid-County Services, Inc	2,075	3.15%														0.91%		4.05%	0.240%
89 Lake Utility	9,912	15.04%														4.33%		19.36%	1.140%
90 UIF	8,123	12.32%														3.55%		15.87%	0.930%
91 Miles Grant	1,642	2.49%														0.72%		3.21%	0.190%
92 Tennessee Water Service	280															0.12%		0.69%	0.040%
94 Hutchinson Irrigation	161	0.24%														0.07%		0.31%	0.020%
101 Santando	16,463	24.97%														7.19%		32.16%	1.890%
103 Sandalhaven	985	1.49%														0.43%		1.92%	0.110%
104 Bayside	244	0.37%														0.11%		0.48%	0.030%
105 Southgate	2,883	4.37%														1.26%		5.63%	0.330%
106 Labrador	1,167	1.77%														0.51%		2.28%	0.130%
107 Pennbrooke	2,082	3.16%														0.91%		4.07%	0.240%
108 Hutchinson Island	294	0.45%														0.13%		0.67%	0.030%
109 Sandy Creek	282	0.43%														0.12%		0.65%	0.030%
120 North Topsail	2,820															5.76%		6.99%	0.410%
121 Carolina Pines	321															0.66%		0.80%	0.050%
122 Bradfield Farms	1,610															3.29%		3.99%	0.230%
123 Nero	188															0.70%		3.99%	0.230%
133 Sky Ranch	578															0.08%		0.47%	0.030%
135 Bermuda	8,758															0.25%		3.64%	0.210%
140 Central Nevada	9,292															3.81%		103.81%	6.110%
150 WSC of Indiana	300				5.10%											4.06%		58.49%	3.440%
151 Indiana Water Service	922				15.70%											0.13%		5.23%	0.310%
160 WSC of Kentucky	4,080															0.40%		16.11%	0.950%
165 WSC of Georgia	1,978															1.78%		101.78%	5.990%
93 Bio Tech	178															0.86%	21.00%	21.86%	1.290%
																0.08%	100.00%	100.08%	5.860%
	229,079	100.00%	100.00%	100.00%	100.00%	100.00%	100.00%	100.00%	100.00%	100.00%	100.00%	100.00%	100.00%	100.00%	100.00%	100.00%	100.00%	1700.00%	100.000%



WATER SERVICE CORPORATION

SE.60

Distribution of Common Expenses

Water Service Corporation
 Distribution of Expense Summary
 3/31/07

Account Number	Account Name	Co - 02 Balance	Actual	Adjust	Reclassifying Actual/Income	Adjusted Co. - 02 Balance
5019000	Salaries - Systems Project	79,697.56				79,697.56
5019001	Salaries - Accounting/Finance	246,791.19				246,791.19
5019002	Salaries - Admn	75,402.00				75,402.00
5019003	Salaries - Executive	380,382.47	(162,656.75)			217,725.72
5019004	Salaries - Payroll	90,848.82				90,848.82
5019005	Salaries - IT	70,840.16				70,840.16
5019006	Salaries - Ops Leadership	84,765.97				84,765.97
5019007	Salaries - Regulatory	198,585.49				198,585.49
5019008	Salaries - Customer Service	6,250.00				6,250.00
5019030	Salaries - Cap Admn	(162,656.75)	162,656.75			0.00
6708001	Agency Expense	5,138.25				6,138.25
6338001	Legal Fees	7,297.00 L				7,297.00
6329002	Audit Fees	41,000.00 L				41,000.00
6369003	Temp Empl	20,412.17 L				20,412.17
6369005	Payroll Services	16,986.75 L				16,986.75
6369006	Employ Finder Fees	100,761.00 L				100,761.00
6329013	Accounting Studies	113,225.19 L				113,225.19
6329014	Tax Return Review	11,250.00 L				11,250.00
6369090	Other Outside Services	(93,136.62) L				(93,136.62)
6369007	Computer Maint	157,780.80 LL				157,780.80
6369009	Computer-Amort & Prog. Cost	15,222.00 LL				15,222.00
6369012	Internet Supplier	12,949.63 LL				12,949.63
6759003	Computer Supplies	6,166.06 LL				6,166.06
6759016	Microfilming	4,199.81 LL				4,199.81
6759095	Website development	21,400.00 LL				21,400.00
6049000	Employee Pensions & Benefits	0.00				0.00
6049010	Health Ins. Reimb	856,919.73 N				856,919.73
6049011	Employee Ins. Deductions	(191,870.43) N				(191,870.43)
6049012	Health Costs & Other	22,532.49 N				22,532.49
6049015	Dental Ins. Reimbursements	65,888.50 N				65,888.50
6049020	Pension Contributions	123,200.00 N				123,200.00
6049050	Health Ins. Premiums	159,862.37 N				159,862.37
6049055	Dental Premiums	8,677.65 N				8,677.65
6049060	Term Life Ins.	26,108.37 N	776.05			26,884.42
6049065	Term Life Ins. - OPT	712.30 N	(712.30)			0.00
6049086	Depend Life Ins. - OPT & AFLAC	63.75 N	(63.75)			0.00
6049067	AFLAC	0.00 N				0.00
6049070	401(k) Contributions	163,478.00 N				163,478.00
6049080	Disability Insurance	14,099.75 N				14,099.75
6049090	Other Emp Pens & Benefits	9,311.58 N				9,311.58
6599090	Other Insurance	565,021.09				565,021.09
6759001	Publ Subscriptions & Tapes	1,073.00 R				1,073.00
6759004	Printing & Blueprints	4,802.35 R				4,802.35
6759006	UPS & Air Freight	5,444.63 R				5,444.63
6759008	Xerox	1,050.35 R				1,050.35
6759009	Off Supply Stores	14,349.37 R				14,349.37
6759010	Reim of Off Emp Exp	374.26 R				374.26
6759013	Cleaning Supplies	1,016.14 R				1,016.14
6759014	Memberships	747.20 R				747.20
6759090	Other Office Expense	24,300.98 R				24,300.98
6759005	Postage	8,049.09 RR				8,049.09
6759007	Printing Customer Service	2,134.96 RR				2,134.96
6759011	Envelopes	30,851.86 RR				30,851.86
6759012	Bill Stock	6,749.57 RR				6,749.57
6759051	Computer Supplies - Billing	9,278.13 RR				9,278.13
6759110	Office Telephone	1,976.80 S				1,976.80
6759120	Office Electric	7,379.64 S				7,379.64
6759125	Office Water	1,291.59 S				1,291.59
6759130	Office Gas	3,626.63 S				3,626.63
6759210	Office Cleaning Serv	7,575.00 U				7,575.00
6759220	Landscaping, Mowing, Snow	5,030.00 U				5,030.00
6759230	Office Garbage Removal	738.45 U				738.45
6759250	Repair Off Mach & Heating	1,582.21 U				1,582.21
6759290	Other Office Maint	8,864.76 U				8,864.76
6759330	Operators - Memberships	99.00 V				99.00
7048055	Office Education/Train Exp	34,685.44 V				34,685.44
7048050	Employee Ed Expenses	165.00 V				165.00
7758370	Meals & Related Exp	8,185.17 V				8,185.17
7758380	Bank Serv Charges	43,532.86 V				43,532.86
7758390	Other Misc General	79,723.21 V	26.59			79,749.80
6205003	Operators Expenses	12.00 ZZ	(12.00)			0.00
6759017	Operators Cleaning Supplies	14.59 ZZ	(14.59)			0.00
6501020	Gasoline	2,334.17 2D	(2,334.17)			0.00
6501030	Auto Repair	151.59 2D	(151.59)			0.00
6509090	Other Trens	1,119.89 2D	2,466.76			3,605.42
4032090	Depreciation - Office Struct.	16,973.00				16,973.00
4032091	Depreciation - Office Furn	9,488.00				9,488.00
4032092	Depreciation - Autos	22,041.46				22,041.46
4032093	Depreciation - Telephones	881.00				881.00
4032096	Depreciation - Computer	55,196.08				55,196.08
4081100	Property & Other Gen Tax	(15,114.40)				(15,114.40)
4081303	Franchise Tax					0.00
4081121	Real Estate Tax	32,951.40				32,951.40
4081201	FICA Expense	143,638.17				143,638.17
4091080	SUTA-IL	26,622.42				26,622.42
4091050	FUTA	3,867.44				3,867.44
4091000	Income Taxes - Federal					0.00
4101000	Deferred Inc. Taxes - Federal					0.00
4191010	Interest Income					0.00
4131020	Rental Income					0.00
4141040	Sale of Trans Equipment					0.00
4192000	Interest - Interco.	81,215.00				81,215.00
4201000	Interest During Const					0.00
4261000	Misc. Income					0.00
4272090	S/T Int Exp Other	(9,957.36)				(9,957.36)
Total		3,823,240.66	0.00	0.00		3,823,240.66

Account Number	Account Name	Salaries, Benefits & SE 50	SE60 A	Computer Costs SE 51	Insurance SE 52	Balance to be Distributed	Per SE 60	Profit
6019000	Salaries - Systems Project		(79,688)					
6019001	Salaries - Accounting/Finance		(246,751)					
6019002	Salaries - Admin		(75,402)					
6019003	Salaries - Executive		(217,696)					
6019004	Salaries - Payroll		(90,649)					
6019005	Salaries - IT			(70,840)				
6019006	Salaries - Ops Leadership		(64,766)					
6019007	Salaries - Regulatory		(198,589)					
6019008	Salaries - Customer Service		(6,250)					
6019030	Salaries - Cmp Admin							
6708001	Agency Expense					5,136.25	6,138	
6336001	Legal Fees					7,297.00	7,297	
6329002	Audit Fees					41,000.00	41,000	
6369003	Temp Empl					20,412.17	20,412	
6365005	Payroll Services					16,986.75	16,987	
6369006	Employ Finder Fees					100,761.00	100,761	
6329013	Accounting Studies					113,225.19	113,225	
6329014	Tax Return Review					11,250.00	11,250	
6369080	Other Outside Services					(93,136.62)	(93,137)	
6369007	Computer Maint			(157,781)				
6369009	Computer Amort & Prog. Cost			(15,222)				
6369012	Internet Supplier			(12,950)				
6759003	Computer Supplies			(8,166)				
6759018	Microfilming			(4,200)				
6759095	Website development			(21,400)				
6049000	Employee Pensions & Benefits							
6049010	Health Ins. Reimb	(578,202)	(78,718)					
6049011	Employee Ins. Deductions	168,879	22,991					
6049012	Health Costs & Other	(19,832)	(2,700)					
6049015	Dental Ins. Reimbursements	(57,993)	(7,895)					
6049020	Pension Contributions	(91,695)	(31,505)					
6049050	Health Ins. Premium	(140,706)	(19,155)					
6049055	Dental Premiums	(7,535)	(1,040)					
6049060	Term Life Ins	(23,494)	(3,390)					
6049065	Term Life Ins. - OPT							
6049066	Depend Life Ins. - OPT & AFLAC							
6049067	AFLAC							
6049070	401(k) Contributions	(121,377)	(42,101)					
6049080	Disability Insurance	(12,322)	(1,778)					
6049090	Other Emp Pens & Benefits	(6,137)	(1,175)					
6598090	Other Insurance				(566,021)			
6759001	Publ Subscriptions & Tapes					1,073.00	1,073	
6759004	Printing & Blueprints					4,802.35	4,802	
6759006	UPS & Air Freight					5,444.63	5,445	
6759008	Xerox					1,050.35	1,050	
6759009	Off Supply Stores					14,349.37	14,349	
6759010	Room of Off Emp Exp					374.26	374	
6759013	Cleaning Supplies					1,016.14	1,016	
6759014	Memberships					747.20	747	
6759090	Other Office Expense					24,300.98	24,301	
6759005	Postage					6,049.09	6,049	
6759007	Printing Customer Service					2,134.95	2,135	
6759011	Envelopes					30,851.86	30,852	
6759012	Bill Stock					6,749.57	6,750	
6759051	Computer Supplies - Billing			(9,278)				
6759110	Office Telephone					1,978.80	1,977	
6759120	Office Electric					7,379.64	7,380	
6759125	Office Water					1,291.99	1,292	
6759130	Office Gas					3,626.63	3,627	
6759210	Office Cleaning Serv					7,575.00	7,575	
6759220	Landscaping, Mowing, Snow					5,030.00	5,030	
6759230	Office Garbage Removal					738.45	738	
6759260	Repair Off Mach & Heating					1,582.21	1,582	
6759290	Other Office Maint					8,864.75	8,865	
6759330	Operators - Memberships					99.00	99	
7048055	Office Education/Train Exp					34,685.44	34,685	
7048050	Employees Ed Expenses					165.00	165	
7758370	Meals & Related Exp					6,185.17	6,185	
7758380	Bank Serv Charges					43,532.86	43,533	
7758390	Other Misc General					79,749.60	79,750	
6205003	Operators Expenses							
6759017	Operators Cleaning Supplies							
6501020	Gasoline							
6501050	Auto Repair							
6509090	Other Trans					3,605.42	3,605	
4032090	Depreciation - Office Struct					16,973.00	16,973	
4032091	Depreciation - Office Furn					9,488.00	9,488	
4032092	Depreciation - Aulcas					22,041.46	22,041	
4032093	Depreciation - Telephones					681.00	681	
4032098	Depreciation - Computer			(55,196)				
4081100	Property & Other Gen Tax					(15,114.40)	(15,114)	
4081303	Franchise Tax							
4081121	Real Estate Tax					32,851.46	32,851	
4081201	FICA Expense		(143,638)					
4091060	SUTA-IL		(26,822)					
4091060	FUTA		(3,857)					
4091000	Income Taxes - Federal							
4101000	Deferred Inc. Taxes - Federal							
4191010	Interest Income							
4131020	Rental Income							
4141040	Sale of Trans Equipment							
4192000	Interest - Interco					81,215.00	81,215	
4201000	Interest During Const							
4261000	Misc. Income							
4272090	S/T Int Exp Other					(9,957.36)	(9,957)	
Total		(892,517)	(1,340,426)	(353,033)	(566,021)	671,243.77	671,244	

SE.60
Distribution of General Expenses
3/31/07

Account Number	Account Name	02-0005 Adjusted Balance	Distribution Code	140-0140 Central Nevada	150-0150 WSC of Indiana	151-0151 Indiana Water Service	160-0160 WSC of Kentucky	165-1260 WSC of Georgia	93-0006 Bio Tech
6019000	Salaries - Systems Project	-	SE60A						
6019001	Salaries - Accounting/Finance	-	SE60A						
6019002	Salaries - Admin	-	SE60A						
9019003	Salaries - Executive	-	SE60A						
6019004	Salaries - Payroll	-	SE60A						
6019005	Salaries - IT	-	SE60A						
6019006	Salaries - Ops Leadership	-	SE60A						
6019007	Salaries - Regulatory	-	SE60A						
6019008	Salaries - Customer Service	-	SE60A						
6019030	Salaries - Cap Admin	-	SE60A						
6708001	Agency Expense	6,138	1	249	8	25	109	53	3.25
6336001	Legal Fees	7,297	1	296	10	29	130	63	7.00
6329002	Audit Fees	41,000	1	1,663	54	165	730	354	31.00
6366003	Temp Empl	20,412	1	828	27	82	364	176	19.17
6369005	Payroll Services	16,987	1	689	22	68	303	147	11.75
6369008	Employ Finder Fees	100,761	1	4,067	132	406	1,795	870	79.00
6329013	Accounting Studies	113,225	1	4,593	148	456	2,017	976	86.19
6329014	Tax Return Review	11,250	1	456	15	45	200	97	9.00
6369090	Other Outside Services	(93,137)	1	(3,778)	(122)	(375)	(1,659)	(804)	(67.62)
6369007	Computer Maint	-	SE51						
6369009	Computer-Amort & Prog. Cost	-	SE51						
6369012	Internet Supplier	-	SE51						
6759003	Computer Supplies	-	SE51						
6759016	Microfilming	-	SE51						
6759095	Website development	-	SE51						
6049000	Employee Pensions & Benefits	-	SE60A						
6049010	Health Ins. Reimb	-	SE60A						
6049011	Employee Ins. Deductions	-	SE60A						
6049012	Health Costs & Other	-	SE60A						
6049015	Dental Ins. Reimbursements	-	SE60A						
6049020	Pension Contributions	-	SE60A						
6049050	Health Ins. Premiums	-	SE60A						
6049055	Dental Premiums	-	SE60A						
6049060	Term Life Ins	-	SE60A						
6049065	Term Life Ins. - OPT	-	SE60A						
6049066	Depend Life Ins. - OPT & AFLAC	-	SE60A						
6049067	AFLAC	-	SE60A						
6049070	401(k) Contributions	-	SE60A						
6049080	Disability Insurance	-	SE60A						
6049080	Other Emp Pens & Benefits	-	SE60A						
6589090	Other Insurance	-	SE 52						

SE.60
Distribution of General Expenses
3/31/07

Account Number	Account Name	02-0005 Adjusted Balance	Distribution Code	05-0010 Apple Canyon	06-0014 Camelot	07-0018 Charmar	08-0022 Cherry Hill	09-0026 Clarendon Hills	10-0028 Hildale Manor	11-0034 County Line	12-0038 Del Mar	13-0042 Ferson Creek	14-0046 Galena Territory	15-0050 Kilbarnoy	16-0054 Lake Holsdy
6759001	Publ Subscriptions & Tapes	1,073	1	6	2		1	2		1		3	12	2	9
6759004	Printing & Blueprints	4,802	5	25	6	1	5	8		2	1	11	49	7	37
6759006	UPS & Air Freight	5,445	4	1	4	1	1	10		2	3	7	2	5	4
6759008	Karox	1,050	5	6	1		1	2		1		2	11	2	8
6759009	Off Supply Stores	14,349	5	78	19	3	15	23		7	3	34	146	21	109
6759010	Reim of Off Emp Exp.	374	5	2	1			1				1	4	1	3
6759013	Cleaning Supplies	1,016	5	5	1		1	2		1		2	10	2	8
6759014	Memberships	747	5	4	1		1	1				2	8	1	6
6759090	Other Office Expense	24,301	5	128	33	8	25	39		12	5	57	248	36	185
6759005	Postage	8,049	4	1	6	2	1	14		3	5	10	2	8	6
6759007	Printing Customer Service	2,135	5	11	3		2	3		1		5	22	3	16
6759011	Envelopes	30,852	5	163	41	7	31	50		16	8	73	314	48	235
6759012	Bill Stock	6,750	5	36	9	2	7	11		3	1	16	69	10	51
6759051	Computer Supplies - Billing	-	SE 51	-	-	-	-	-	-	-	-	-	-	-	-
6759110	Office Telephone	1,977	5	10	3		2	3		1		5	20	3	15
6759120	Office Electric	7,380	5	39	10	2	8	12		4	2	17	75	11	58
6759125	Office Water	1,292	5	7	2		1	2		1		3	13	2	10
6759130	Office Gas	3,627	5	19	5	1	4	6		2	1	9	37	5	28
6759210	Office Cleaning Serv	7,575	5	40	10	2	8	12		4	2	18	77	11	58
6759220	Landscaping, Mowing, Snow	5,030	5	27	7	1	5	8		3	1	12	51	7	38
6759230	Office Garbage Removal	738	5	4	1		1	1				2	8	1	6
6759260	Repair Off Mach & Heating	1,682	5	8	2		2	3		1		4	16	2	12
6759290	Other Office Maint	8,885	5	47	12	2	9	14		5	2	21	90	13	68
6759330	Operators - Memberships	99	5	1									1		1
7048055	Office Education/Train Exp	34,885	5	183	46	8	35	56		18	7	82	353	51	264
7048050	Employees Ed Expenses	165	5	1									2		1
7758370	Meals & Related Exp	8,185	1	48	12	2	9	13		4	1	20	92	13	69
7758380	Bank Serv Charges	43,533	1	255	61	10	49	69		23	7	108	491	67	365
7758390	Other Misc General	79,750	1	467	112	18	90	126		41	13	198	900	123	688
6205003	Operators Expenses	-	5	-	-	-	-	-	-	-	-	-	-	-	-
6759017	Operators Cleaning Supplies	-	5	-	-	-	-	-	-	-	-	-	-	-	-
6501020	Gasoline	-	1	-	-	-	-	-	-	-	-	-	-	-	-
6501030	Auto Repair	-	1	-	-	-	-	-	-	-	-	-	-	-	-
6509090	Other Trans	3,605	1	21	5	1	4	6		2	1	9	41	6	30
4032090	Depreciation - Office Struct	16,973	5	90	23	4	17	27		9	4	40	173	25	129
4032091	Depreciation - Office Furn.	9,488	5	50	13	2	10	15		5	2	22	97	14	72
4032092	Depreciation - Autos	22,041	1	129	31	5	25	35		11	4	55	249	34	185
4032093	Depreciation - Telephones	681	5	4	1		1	1				2	7	1	5
4032098	Depreciation - Computer	-	SE 51	-	-	-	-	-	-	-	-	-	-	-	-
4081100	Property & Other Gen Tax	(15,114)	5	(80)	(20)	(3)	(15)	(24)		(8)	(3)	(36)	(154)	(22)	(115)
4081303	Franchise Tax	-	5	-	-	-	-	-		-	-	-	-	-	-
4081121	Real Estate Tax	32,951	5	174	44	8	34	53		17	7	77	336	49	251
4081201	FICA Expense	-	SE60A	-	-	-	-	-	-	-	-	-	-	-	-
4091080	SUTA-IL	-	SE60A	-	-	-	-	-	-	-	-	-	-	-	-
4081050	FUTA	-	SE60A	-	-	-	-	-	-	-	-	-	-	-	-
4091000	Income Taxes - Federal	-	-	-	-	-	-	-	-	-	-	-	-	-	-
4101000	Deferred Inc. Taxes - Federal	-	-	-	-	-	-	-	-	-	-	-	-	-	-
4191010	Interest Income	-	1	-	-	-	-	-	-	-	-	-	-	-	-
4131020	Rental Income	-	1	-	-	-	-	-	-	-	-	-	-	-	-
4141040	Sale of Trans Equipment	-	1	-	-	-	-	-	-	-	-	-	-	-	-
4192000	Interest - Interco.	81,215	WSCR B	236	81	16	49	138		41	32	148	463	108	365
4201000	Interest During Const	-	5	-	-	-	-	-		-	-	-	-	-	-
4261000	Misc. Income	-	5	-	-	-	-	-		-	-	-	-	-	-
4272090	S/T Int Exp Other	(9,957)	5	(53)	(13)	(2)	(10)	(16)		(5)	(2)	(23)	(101)	(15)	(76)
STOP															
Total		671,243.77		3,502	891	150	680	1,081		345	141	1,570	6,761	994	5,058

SE.60
Distribution of General Expenses
3/31/07

Account Number	Account Name	02-0005 Adjusted Balance	Distribution Code	17-0058 Lake Wildwood	18-0068 Northern Hills	20-0070 Lake Marian	21-0078 Wildwood	22-0082 Valentine	23-0086 Walk Up Woods	24-0090 Whispering Hills	25-0025 Holiday Hills	26-0096 Medina	27-0027 Westlake	28-0098 Cedar Bluff	29-0048 Harbor Ridge
6759001	Publ Subscriptions & Tapes	1,073	1	3	1	1	1		1	11	1	2	3	1	2
6759004	Printing & Blueprints	4,802	5	16	6	7	4	1	7	44	5	10	13	3	10
6759005	UPS & Air Freight	5,445	4	30	8	12	8	1	30	3	10	10	17	1	8
6759008	Xerox	1,050	5	4	1	1	1		1	10	1	2	3	1	2
6759009	Off Supply Stores	14,348	5	48	17	20	13	4	20	133	16	29	40	8	29
6759010	Raim of Off Emp Exp.	374	5	1		1			1	3		1	1		1
6759013	Cleaning Supplies	1,016	5	3	1	1	1		1	9	1	2	3	1	2
6759014	Memberships	747	5	2	1	1	1		1	7	1	2	2		2
6759090	Other Office Expense	24,301	5	81	29	33	22	7	34	225	28	50	68	13	50
6759005	Postage	8,048	4	45	12	18	12	1	44	4	15	15	25	1	12
6759007	Printing Customer Service	2,135	5	7	3	3	2	1	3	20	2	4	6	1	4
6759011	Envelopes	30,852	5	103	37	42	28	9	44	285	35	63	86	16	63
6759012	Bill Stock	9,750	5	23	8	9	6	2	10	62	8	14	19	4	14
6759051	Computer Supplies - Billing	-	SE 51	-	-	-	-	-	-	-	-	-	-	-	-
6759110	Office Telephone	1,977	5	7	2	3	2	1	3	18	2	4	6	1	4
6759120	Office Electric	7,380	5	25	9	10	7	2	10	68	8	15	21	4	15
6759125	Office Water	1,292	5	4	2	2	1		2	12	1	3	4	1	3
6759130	Office Gas	3,627	5	12	4	5	3	1	5	34	4	7	10	2	7
6759210	Office Cleaning Serv	7,575	5	25	9	10	7	2	11	70	9	16	21	4	15
6759220	Landscaping, Mowing, Snow	5,030	5	17	6	7	5	1	7	46	6	10	14	3	10
6759230	Office Garbage Removal	738	5	2	1	1	1		1	7	1	2	2		2
6759260	Repair Off Mach & Heating	1,582	5	5	2	2	1		2	15	2	3	4	1	3
6759290	Other Office Maint	8,865	5	30	11	12	8	3	12	82	10	18	25	5	18
6759330	Operators - Memberships	99	5	-	-	-	-	-	-	1	-	-	-	-	-
7048055	Office Education/Train Exp	34,685	5	116	41	48	32	10	49	320	40	71	97	18	71
7048050	Employees Ed Expenses	165	5	1	-	-	-	-	-	2	-	-	-	-	-
7758370	Meals & Related Exp	8,185	1	25	9	10	7	3	8	84	9	17	23	5	17
7758380	Bank Serv Charges	43,533	1	134	50	55	37	13	42	445	46	90	120	25	91
7758390	Other Misc General	79,750	1	246	92	102	68	24	77	814	85	165	221	46	167
6205003	Operators Expenses	-	5	-	-	-	-	-	-	-	-	-	-	-	-
6759017	Operators Cleaning Supplies	-	5	-	-	-	-	-	-	-	-	-	-	-	-
6501020	Gasoline	-	1	-	-	-	-	-	-	-	-	-	-	-	-
6501030	Auto Repair	-	1	-	-	-	-	-	-	-	-	-	-	-	-
6509050	Other Trans	3,605	1	11	4	5	3	1	3	37	4	7	10	2	8
4032090	Depreciation - Office Struct.	18,973	5	57	20	23	16	5	24	157	19	35	48	9	35
4032091	Depreciation - Office Furn.	9,488	5	32	11	13	9	3	13	88	11	19	27	5	19
4032092	Depreciation - Autos	22,041	1	68	25	28	19	7	21	225	23	46	61	13	46
4032093	Depreciation - Telephones	881	5	2	1	1	1		1	6	1	1	2		1
4032098	Depreciation - Computer	-	SE 51	-	-	-	-	-	-	-	-	-	-	-	-
4081100	Property & Other Gen Tax	(15,114)	5	(50)	(18)	(21)	(14)	(4)	(21)	(140)	(17)	(31)	(42)	(8)	(31)
4081303	Franchise Tax	-	5	-	-	-	-	-	-	-	-	-	-	-	-
4081121	Real Estate Tax	32,951	5	110	39	45	30	10	46	304	38	68	92	17	67
4081201	FICA Expense	-	SE60A	-	-	-	-	-	-	-	-	-	-	-	-
4091060	SUTA-IL	-	SE60A	-	-	-	-	-	-	-	-	-	-	-	-
4091050	FUTA	-	SE60A	-	-	-	-	-	-	-	-	-	-	-	-
4091000	Income Taxes - Federal	-	-	-	-	-	-	-	-	-	-	-	-	-	-
4101000	Deferred Inc. Taxes - Federal	-	-	-	-	-	-	-	-	-	-	-	-	-	-
4191010	Interest Income	-	1	-	-	-	-	-	-	-	-	-	-	-	-
4131020	Rental Income	-	1	-	-	-	-	-	-	-	-	-	-	-	-
4141040	Sale of Trans Equipment	-	1	-	-	-	-	-	-	-	-	-	-	-	-
4192000	Interest - Interco.	81,215	WSC RB	357	106	146	97	16	268	422	122	162	236	24	146
4201000	Interest During Const	-	5	-	-	-	-	-	-	-	-	-	-	-	-
4261000	Misc. Income	-	5	-	-	-	-	-	-	-	-	-	-	-	-
4272090	S/T Int Exp Other	(9,957)	5	(33)	(12)	(14)	(9)	(3)	(14)	(92)	(11)	(20)	(28)	(5)	(20)
STOP															
Total		671,243.77		2,261	797	926	620	190	983	6,128	774	1,375	1,878	351	1,364

SE.60
Distribution of General Expenses
3/31/07

Account Number	Account Name	02-0005 Adjusted Balance	Distribution Code	30-0049 Great Northern	32-0832 Peach Orchard	33-0840 Harrco	34-0120 UI of Nevada	35-0110 Spring Creek	36-0750 Louisiana Water Service	38-0770 Utilities, Inc. of Louisiana	40-0200 Utilities, Inc. of Maryland	41-0212 Colchester	42-0205 Greenridge Utilities	43-0215 Provinces	44-0220 Maryland Wtr Serv
6759001	Publ Subscriptions & Tapes	1,073	1	2	-	1	15	19	35	35	-	1	4	7	5
6759004	Printing & Blueprints	4,802	5	8	-	2	67	86	157	151	-	4	19	30	23
6759006	UPS & Air Freight	5,445	4	15	-	3	79	116	168	126	3	6	13	20	27
6759008	Xerox	1,050	5	2	-	1	15	19	34	33	-	1	4	7	5
6759009	Off Supply Stores	14,349	5	24	-	7	200	258	468	451	1	11	56	90	69
6759010	Reim of Off Emp Exp.	374	5	1	-	-	5	7	12	12	-	-	1	2	2
6759013	Cleaning Supplies	1,016	5	2	-	-	14	18	33	32	-	1	4	6	5
6759014	Memberships	747	5	1	-	-	10	13	24	23	-	1	3	5	4
6759090	Other Office Expense	24,301	5	41	-	12	338	436	792	764	1	19	95	153	116
6759005	Postage	8,049	4	23	-	5	117	171	245	166	5	9	19	29	40
6759007	Printing Customer Service	2,135	5	4	-	1	30	38	70	67	-	2	8	13	10
6759011	Envelopes	30,852	5	52	-	15	428	554	1,006	970	2	24	120	184	148
6759012	Bill Stock	6,750	5	11	-	3	94	121	220	212	-	5	26	42	32
6759051	Computer Supplies - Billing	-	SE 51	-	-	-	-	-	-	-	-	-	-	-	-
6759110	Office Telephone	1,977	5	3	-	1	28	36	64	52	-	2	8	12	9
6759120	Office Electric	7,380	5	13	-	4	103	133	241	232	-	6	29	46	35
6759125	Office Water	1,292	5	2	-	1	18	23	42	41	-	1	5	8	6
6759130	Office Gas	3,827	5	6	-	2	50	65	118	114	-	3	14	23	17
6759210	Office Cleaning Serv	7,575	5	13	-	4	105	136	247	238	-	6	29	48	36
6759220	Landscaping, Mowing, Snow	5,030	5	9	-	2	70	90	164	158	-	4	20	32	24
6759230	Office Garbage Removal	738	5	1	-	-	10	13	24	23	-	1	3	5	4
6759260	Repair Off Mach & Heating	1,582	5	3	-	1	22	28	52	50	-	1	6	10	8
6759290	Other Office Maint	8,865	5	15	-	4	123	159	289	279	1	7	34	56	42
6759330	Operators - Memberships	99	5	-	-	-	1	2	3	3	-	-	-	1	-
7048055	Office Education/Train Exp	34,685	5	59	-	17	483	623	1,131	1,091	2	27	135	218	166
7048050	Employees Ed Expenses	165	5	-	-	-	2	3	5	5	-	-	1	1	1
7758070	Meals & Related Exp	8,185	1	13	-	4	113	144	269	265	-	6	33	54	39
7758380	Bank Serv Charges	43,533	1	69	-	21	603	766	1,430	1,410	-	32	177	266	208
7758380	Other Misc General	79,750	1	126	-	38	1,105	1,403	2,619	2,582	-	59	323	525	380
6205003	Operators Expenses	-	5	-	-	-	-	-	-	-	-	-	-	-	-
6759017	Operators Cleaning Supplies	-	5	-	-	-	-	-	-	-	-	-	-	-	-
6501020	Gasoline	-	1	-	-	-	-	-	-	-	-	-	-	-	-
6501030	Auto Repair	-	1	-	-	-	-	-	-	-	-	-	-	-	-
6509090	Other Trans	3,605	1	6	-	2	50	63	118	117	-	3	15	24	17
4032090	Depreciation - Office Struct.	16,973	5	29	-	8	236	306	553	534	1	13	66	107	81
4032091	Depreciation - Office Furn.	9,488	5	16	-	5	132	170	309	298	1	7	37	60	45
4032092	Depreciation - Autos	22,041	1	35	-	11	305	388	724	714	-	16	89	145	105
4032093	Depreciation - Telephones	681	5	1	-	-	9	12	22	21	-	1	3	4	3
4032098	Depreciation - Computer	-	SE 51	-	-	-	-	-	-	-	-	-	-	-	-
4081100	Property & Other Gen Tax	(15,114)	5	(26)	-	(7)	(210)	(271)	(493)	(475)	(1)	(12)	(58)	(95)	(72)
4081303	Franchise Tax	-	5	-	-	-	-	-	-	-	-	-	-	-	-
4081121	Real Estate Tax	32,951	5	56	-	16	459	592	1,075	1,036	2	25	128	207	158
4081201	FICA Expense	-	SE60A	-	-	-	-	-	-	-	-	-	-	-	-
4091060	SUTA-IL	-	SE60A	-	-	-	-	-	-	-	-	-	-	-	-
4091050	FUTA	-	SE60A	-	-	-	-	-	-	-	-	-	-	-	-
4091000	Income Taxes - Federal	-	-	-	-	-	-	-	-	-	-	-	-	-	-
4101000	Deferred Inc. Taxes - Federal	-	-	-	-	-	-	-	-	-	-	-	-	-	-
4191010	Interest Income	-	1	-	-	-	-	-	-	-	-	-	-	-	-
4131020	Rental Income	-	1	-	-	-	-	-	-	-	-	-	-	-	-
4141040	Sale of Trans Equipment	-	1	-	-	-	-	-	-	-	-	-	-	-	-
4192000	Interest - Interco.	81,215	WSC RB	179	-	41	1,153	1,584	2,566	2,242	24	73	280	406	398
4201000	Interest During Const	-	5	-	-	-	-	-	-	-	-	-	-	-	-
4261000	Misc. Income	-	5	-	-	-	-	-	-	-	-	-	-	-	-
4272090	S/T Int Exp Other	(9,957)	5	(17)	-	(5)	(139)	(179)	(325)	(313)	(1)	(8)	(39)	(63)	(48)
STOP															
Total		671,243.77		1,152	-	327	9,346	12,083	21,862	21,040	41	522	2,598	4,191	3,215

SE.60
Distribution of General Expenses
3/31/07

Account Number	Account Name	02-0005	47-0225	50-0245	51-0251	52-0250	53-0255	55-0264	56-0630	57-0270	60-0280	61-0646	62-0641	64 0643	
		Adjusted Balance	Distribution Code	Massanutten	Holiday Service	Westgate	Utilities, Inc. of Penn	Penn Estates	Skidaway	Eik River	Montague	Twin Lakes	Tierre Verde	Lake Placid	East Lake
6759001	Publ Subscriptions & Tapes	1,073	1	17	3	3	10	12	35	2	4	22	2	1	4
6759004	Printing & Blueprints	4,802	5	74	13	15	42	52	147	7	19	93	10	5	19
6759006	UPS & Air Freight	5,445	4	60	21	10	18	46	75	12	21	63	6	1	25
6759008	Xerox	1,050	5	16	3	3	9	11	32	2	4	20	2	1	4
6759009	Off Supply Stores	14,349	5	221	38	45	126	156	439	22	58	278	30	14	58
6759010	Reim of Off Emp Exp.	374	5	6	1	1	3	4	11	1	2	7	1	-	2
6759013	Cleaning Supplies	1,016	5	16	3	3	9	11	31	2	4	20	2	1	4
6759014	Memberships	747	5	11	2	2	7	8	23	1	3	15	2	1	3
6759090	Other Office Expense	24,301	5	374	64	76	214	264	744	37	98	472	51	23	98
6759005	Postage	8,049	4	89	31	15	27	68	110	18	31	93	9	1	36
6759007	Printing Customer Service	2,135	5	33	6	7	19	23	65	3	9	41	5	2	9
6759011	Envelopes	30,852	5	475	81	96	272	335	944	48	125	589	65	29	124
6759012	Bill Stock	6,750	5	104	18	21	59	73	207	10	27	131	14	6	27
6759051	Computer Supplis - Billing	-	SE 51	-	-	-	-	-	-	-	-	-	-	-	-
6759110	Office Telephone	1,977	5	30	5	6	17	21	61	3	8	38	4	2	8
6759120	Office Electric	7,380	5	114	19	23	65	80	228	11	30	143	16	7	30
6759125	Office Water	1,292	5	20	3	4	11	14	40	2	5	25	3	1	5
6759130	Office Gas	3,627	5	56	10	11	32	39	111	6	15	70	8	3	15
6759210	Office Cleaning Serv	7,575	5	117	20	24	67	82	232	12	31	147	16	7	30
6759220	Landscaping, Moving, Snow	5,030	5	77	13	16	44	55	154	8	20	98	11	5	20
6759230	Office Garbage Removal	738	5	11	2	2	7	8	23	1	3	14	2	1	3
6759260	Repair Off Mach & Heating	1,582	5	24	4	5	14	17	48	2	6	31	3	2	6
6759290	Other Office Maint	8,865	5	136	23	28	78	96	271	14	36	172	19	8	36
6759330	Operators - Memberships	99	5	2	-	-	1	1	3	-	-	2	-	-	-
7048055	Office Education/Train Exp	34,885	5	534	91	108	306	377	1,082	53	140	674	73	33	139
7048050	Employees Ed Expenses	165	5	3	-	1	1	2	5	-	1	3	-	-	1
7758370	Meals & Related Exp	8,185	1	130	20	27	77	91	266	12	33	166	18	9	32
7758380	Bank Serv Charges	43,533	1	691	109	142	410	485	1,414	64	177	884	97	46	173
7758390	Other Misc General	79,750	1	1,266	199	260	752	888	2,591	117	324	1,619	177	83	316
6205003	Operators Expenses	-	5	-	-	-	-	-	-	-	-	-	-	-	-
6759017	Operators Cleaning Supplies	-	5	-	-	-	-	-	-	-	-	-	-	-	-
6501020	Gasoline	-	1	-	-	-	-	-	-	-	-	-	-	-	-
6501030	Auto Repair	-	1	-	-	-	-	-	-	-	-	-	-	-	-
6509090	Other Trans	3,605	1	57	9	12	34	40	117	5	15	73	8	4	14
4032090	Depreciation - Office Struct	16,973	5	261	45	53	150	184	520	26	69	330	35	16	68
4032091	Depreciation - Office Furn.	9,488	5	148	25	30	64	103	290	15	38	184	20	9	38
4032092	Depreciation - Autos	22,041	1	350	55	72	208	245	716	32	90	447	49	23	87
4032093	Depreciation - Telephones	681	5	10	2	2	6	7	21	1	3	13	1	1	3
4032098	Depreciation - Computer	-	SE 51	-	-	-	-	-	-	-	-	-	-	-	-
4081100	Property & Other Gen Tax	(15,114)	5	(233)	(40)	(47)	(133)	(164)	(463)	(23)	(61)	(294)	(32)	(14)	(81)
4081303	Franchise Tax	-	5	-	-	-	-	-	-	-	-	-	-	-	-
4081121	Real Estate Tax	32,951	5	507	87	103	290	358	1,009	51	133	640	70	31	132
4081201	FICA Expense	-	SE60A	-	-	-	-	-	-	-	-	-	-	-	-
4091050	SUTA-IL	-	SE60A	-	-	-	-	-	-	-	-	-	-	-	-
4091050	FUTA	-	SE60A	-	-	-	-	-	-	-	-	-	-	-	-
4091000	Income Taxes - Federal	-	-	-	-	-	-	-	-	-	-	-	-	-	-
4101000	Deferred Inc. Taxes - Federal	-	-	-	-	-	-	-	-	-	-	-	-	-	-
4191010	Interest Income	-	1	-	-	-	-	-	-	-	-	-	-	-	-
4131020	Rental Income	-	1	-	-	-	-	-	-	-	-	-	-	-	-
4141040	Sale of Trans Equipment	-	1	-	-	-	-	-	-	-	-	-	-	-	-
4192000	Interest - Interco.	81,215	WSC RB	1,088	260	211	512	786	1,852	146	325	1,275	130	49	341
4201000	Interest During Const	-	5	-	-	-	-	-	-	-	-	-	-	-	-
4261000	Misc Income	-	5	-	-	-	-	-	-	-	-	-	-	-	-
4272090	S/T Int Exp Other	(9,957)	5	(153)	(26)	(31)	(88)	(108)	(305)	(15)	(40)	(193)	(21)	(9)	(40)
STOP															
Total		671,243.77		10,295	1,778	2,087	5,870	7,273	20,400	1,036	2,718	12,960	1,403	636	2,697

SE.60
Distribution of General Expenses
3/31/07

Account Number	Account Name	02-0005 Adjusted Balance	Distribution Code	65-0290 Charleston Utilities	66-0644 Pebble Creek	67-0647 Alafaya Utilities	68-0648 UI of Longwood	69-0649 Wedge-field	70-0298 Carolina Water Service	71-1300 Util Serv of SC	72-0872 Cypress Lakes	73-0673 UI of Eagle Ridge	74-0464 Southland	75-0700 United Utility Co.	79-0485 Tega Cay
6759001	Publ Subscriptions & Tapes	1,073	1	7	10	34	8	11	65	28	8	12	1	5	12
6759004	Printing & Blueprints	4,802	5	33	45	160	38	47	287	134	38	50	4	25	53
6759006	UPS & Air Freight	5,445	4	50	38	247	45	44	309	230	58	25	5	37	46
6759008	Xerox	1,050	5	7	10	35	8	10	63	29	8	11	1	6	12
6759009	Off Supply Stores	14,348	5	97	134	478	114	142	858	401	115	149	11	78	160
6759010	Reim of Off Emp Exp.	374	5	3	4	12	3	4	22	10	3	4	-	2	4
6759013	Cleaning Supplies	1,016	5	7	10	34	8	10	61	28	8	11	1	5	11
6759014	Memberships	747	5	5	7	25	6	7	45	21	6	8	1	4	8
6759090	Other Office Expense	24,301	5	185	228	809	193	240	1,453	680	194	253	19	128	270
6759005	Postage	8,049	4	74	56	365	87	64	457	340	83	36	7	55	68
6759007	Printing Customer Service	2,135	5	14	20	71	17	21	128	60	17	22	2	11	24
6759011	Envelopes	30,852	5	209	289	1,027	245	305	1,845	863	247	321	24	163	343
6759012	Bill Stock	6,750	5	46	63	225	54	87	404	189	54	70	5	36	75
6759051	Computer Supplies - Billing	-	SE 51	-	-	-	-	-	-	-	-	-	-	-	-
6759110	Office Telephone	1,977	5	13	19	66	16	20	118	55	16	21	2	10	22
6759120	Office Electric	7,380	5	50	69	246	59	73	441	206	59	77	6	39	82
6759125	Office Water	1,292	5	9	12	43	10	13	77	36	10	13	1	7	14
6759130	Office Gas	3,627	5	25	34	121	29	36	217	101	29	38	3	19	40
6759210	Office Cleaning Serv	7,575	5	51	71	252	60	75	453	212	81	79	6	40	84
6759220	Landscape, Mowing, Snow	5,030	5	34	47	167	40	50	301	141	40	52	4	27	56
6759230	Office Garbage Removal	738	5	5	7	25	6	7	44	21	6	6	1	4	8
6759260	Repair Off Mach & Heating	1,582	5	11	15	53	13	16	95	44	13	18	1	8	18
6759290	Other Office Maint	8,865	5	60	83	295	70	88	530	248	71	92	7	47	99
6759330	Operators - Memberships	99	5	1	1	3	1	1	5	3	1	1	-	1	1
7048055	Office Education/Train Exp	34,885	5	235	325	1,155	275	343	2,075	970	277	361	27	183	386
7048050	Employees Ed Expenses	165	5	1	2	5	1	2	10	5	1	2	-	1	2
7758370	Meals & Related Exp	8,185	1	53	79	282	65	83	492	216	63	90	6	42	94
7758380	Bank Serv Charges	43,533	1	283	420	1,391	343	440	2,618	1,149	337	481	33	222	497
7758390	Other Misc General	79,750	1	519	770	2,548	829	805	4,797	2,105	617	882	60	408	911
6205003	Operators Expenses	-	5	-	-	-	-	-	-	-	-	-	-	-	-
6759017	Operators Cleaning Supplies	-	5	-	-	-	-	-	-	-	-	-	-	-	-
6501020	Gasoline	-	1	-	-	-	-	-	-	-	-	-	-	-	-
6501030	Auto Repair	-	1	-	-	-	-	-	-	-	-	-	-	-	-
6509090	Other Trans	3,605	1	23	35	115	28	36	217	95	28	40	3	18	41
4032090	Depreciation - Office Struct.	16,973	5	115	159	565	135	168	1,015	475	138	177	13	90	189
4032091	Depreciation - Office Furn.	9,488	5	64	89	316	75	94	567	265	76	99	7	50	106
4032092	Depreciation - Autos	22,041	1	143	213	704	174	223	1,326	582	171	244	17	113	262
4032093	Depreciation - Telephones	681	5	5	6	23	5	7	41	19	5	7	1	4	8
4032098	Depreciation - Computer	-	SE 51	-	-	-	-	-	-	-	-	-	-	-	-
4081100	Property & Other Gen Tax	(15,114)	5	(102)	(142)	(503)	(120)	(149)	(804)	(423)	(121)	(157)	(12)	(80)	(168)
4081303	Franchise Tax	-	5	-	-	-	-	-	-	-	-	-	-	-	-
4081121	Real Estate Tax	32,951	5	223	309	1,097	261	326	1,971	922	264	343	25	174	367
4081201	FICA Expense	-	SE60A	-	-	-	-	-	-	-	-	-	-	-	-
4091060	SUTA-IL	-	SE60A	-	-	-	-	-	-	-	-	-	-	-	-
4091050	FUTA	-	SE60A	-	-	-	-	-	-	-	-	-	-	-	-
4091000	Income Taxes - Federal	-	-	-	-	-	-	-	-	-	-	-	-	-	-
4101000	Deferred Inc. Taxes - Federal	-	-	-	-	-	-	-	-	-	-	-	-	-	-
4191010	Interest Income	-	1	-	-	-	-	-	-	-	-	-	-	-	-
4131020	Rental Income	-	1	-	-	-	-	-	-	-	-	-	-	-	-
4141040	Sale of Trans Equipment	-	1	-	-	-	-	-	-	-	-	-	-	-	-
4192000	Interest - Interco.	81,215	WSC RB	642	666	3,159	858	731	4,743	2,810	739	625	65	487	804
4201000	Interest During Const	-	5	-	-	-	-	-	-	-	-	-	-	-	-
4261000	Misc Income	-	5	-	-	-	-	-	-	-	-	-	-	-	-
4272090	S/T Int Exp Other	(9,957)	5	(68)	(83)	(331)	(79)	(98)	(596)	(279)	(80)	(104)	(8)	(53)	(111)
STOP															
Total		671,243.77		4,570	6,271	22,453	5,326	6,623	40,121	18,901	5,388	6,936	519	3,558	7,446

SE.60
Distribution of General Expenses
3/31/07

Account Number	Account Name	02-0005 Adjusted Balance	Distribution Code	104-0694	105-0695	108-0693	107-0691	108-0692	109-0699	120-0920	121-0925	122-0922	123-0923	133-0123	135-0935
				Bayside	Southgate	Labrador	Pennbrooke	Hutchinson Island	Sandy Creek	North Topsail	Carolina Pines	Bradfield Farms	Nero	Sky Ranch	Bermuda
6759001	Publ Subscriptions & Tapes	1,073	1	1	14	5	10	1	1	13	2	8	1	3	41
6759004	Printing & Blueprints	4,802	5	6	86	25	42	6	6	60	8	33	4	13	189
6759006	UPS & Air Freight	5,445	4	10	132	36	36	7	8	81	17	30	5	23	274
6759008	Xerox	1,050	5	1	14	6	9	1	1	13	2	7	1	3	41
6759009	Off Supply Stores	14,349	5	17	197	75	127	18	18	180	23	99	12	39	565
6759010	Reim of Off Emp Exp.	374	5	-	5	2	3	-	-	5	1	3	-	1	15
6759013	Cleaning Supplies	1,016	5	1	14	5	9	1	1	13	2	7	1	3	40
6759014	Memberships	747	5	1	10	4	7	1	1	9	1	5	1	2	29
6759090	Other Office Expense	24,301	5	28	334	127	215	31	30	305	38	167	20	65	856
6759005	Postage	8,049	4	15	196	53	53	10	11	119	26	44	8	34	405
6759007	Printing Customer Service	2,135	5	2	29	11	19	3	3	27	3	15	2	6	84
6759011	Envelopes	30,852	5	35	425	162	273	39	39	387	49	212	26	83	1,214
6759012	Bill Stock	8,750	5	8	93	35	60	9	8	85	11	48	6	18	266
6759051	Computer Supplies - Billing	-	SE 51	-	-	-	-	-	-	-	-	-	-	-	-
6759110	Office Telephone	1,977	5	2	27	10	17	3	2	25	3	14	2	5	78
6759120	Office Electric	7,380	5	8	102	39	65	9	9	93	12	51	6	20	280
6759125	Office Water	1,292	5	1	18	7	11	2	2	16	2	9	1	3	51
6759130	Office Gas	3,627	5	4	50	19	32	5	5	46	6	25	3	10	143
6759210	Office Cleaning Serv	7,575	5	9	104	40	67	10	9	95	12	52	6	20	298
6759220	Landscaping, Mowing, Snow	5,030	5	6	89	26	44	6	6	63	8	35	4	14	198
6759230	Office Garbage Removal	738	5	1	10	4	7	1	1	9	1	5	1	2	29
6759280	Repair Off Mach & Heating	1,582	5	2	22	8	14	2	2	20	2	11	1	4	62
6759290	Other Office Maint	8,865	5	10	122	46	78	11	11	111	14	61	7	24	349
6759330	Operators - Memberships	99	5	-	1	1	1	-	-	1	-	1	-	-	4
7048055	Office Education/Train Exp	34,885	5	40	477	182	307	44	43	436	55	238	29	93	1,385
7048050	Employee Ed Expenses	165	5	-	2	1	1	-	-	2	-	1	-	-	6
7758370	Meals & Related Exp	8,185	1	9	103	42	74	10	10	101	11	58	7	21	312
7758380	Bank Serv Charges	43,533	1	46	548	222	396	58	54	536	61	306	38	110	1,661
7758390	Other Misc General	79,750	1	85	1,004	406	725	102	98	982	112	560	65	201	3,042
6205003	Operators Expenses	-	5	-	-	-	-	-	-	-	-	-	-	-	-
6759017	Operators Cleaning Supplies	-	5	-	-	-	-	-	-	-	-	-	-	-	-
6501020	Gasoline	-	1	-	-	-	-	-	-	-	-	-	-	-	-
6501030	Auto Repair	-	1	-	-	-	-	-	-	-	-	-	-	-	-
6509090	Other Trans	3,605	1	4	45	18	33	5	4	44	5	25	3	9	138
4032080	Depreciation - Office Struct.	16,973	5	20	234	89	150	22	21	213	27	117	14	46	668
4032091	Depreciation - Office Furn.	9,488	5	11	131	50	84	12	12	119	15	65	8	26	373
4032092	Depreciation - Autos	22,041	1	23	277	112	200	28	27	271	31	155	18	56	841
4032093	Depreciation - Telephones	881	5	1	9	4	6	1	1	9	1	5	1	2	27
4032098	Depreciation - Computer	-	SE 51	-	-	-	-	-	-	-	-	-	-	-	-
4081100	Property & Other Gen Tax	(15,114)	5	(17)	(208)	(79)	(134)	(19)	(19)	(190)	(24)	(104)	(13)	(41)	(595)
4081303	Franchise Tax	-	5	-	-	-	-	-	-	-	-	-	-	-	-
4081121	Real Estate Tax	32,951	5	38	453	173	291	42	41	414	52	226	28	89	1,297
4081201	FICA Expense	-	SE60A	-	-	-	-	-	-	-	-	-	-	-	-
4091060	SUTA-IL	-	SE60A	-	-	-	-	-	-	-	-	-	-	-	-
4091050	FUTA	-	SE60A	-	-	-	-	-	-	-	-	-	-	-	-
4081000	Income Taxes - Federal	-	-	-	-	-	-	-	-	-	-	-	-	-	-
4101000	Deferred Inc. Taxes - Federal	-	-	-	-	-	-	-	-	-	-	-	-	-	-
4191010	Interest Income	-	1	-	-	-	-	-	-	-	-	-	-	-	-
4131020	Rental Income	-	1	-	-	-	-	-	-	-	-	-	-	-	-
4141040	Sale of Trans Equipment	-	1	-	-	-	-	-	-	-	-	-	-	-	-
4192000	Interest - Interco.	81,215	WSC RB	122	1,511	479	633	106	106	1,105	187	504	73	276	3,806
4201000	Interest During Const	-	5	-	-	-	-	-	-	-	-	-	-	-	-
4261000	Misc. Income	-	5	-	-	-	-	-	-	-	-	-	-	-	-
4272090	S/T Int Exp Other	(9,957)	5	(11)	(137)	(52)	(88)	(13)	(12)	(125)	(16)	(68)	(8)	(27)	(392)
STOP															
Total		671,243.77		779	9,322	3,533	5,912	859	835	8,450	1,074	4,801	564	1,820	28,511

SE.60
Distribution of General Expenses
3/31/07

Account Number	Account Name	02-0005 Adjusted Balance	Distribution Code	140-0140 Central Nevada	150-0150 WSC of Indiana	151-0151 Indiana Water Service	160-0160 WSC of Kentucky	165-1260 WSC of Georgia	93-0006 Bio Tech
6759001	Publ Subscriptions & Tapes	1,073	1	44	1	4	19	9	2.00
6759004	Printing & Blueprints	4,802	5	190	7	21	92	42	8.35
6759006	UPS & Air Freight	5,445	4	167	11	44	169	52	12.63
6759008	Xerox	1,050	5	42	1	5	20	9	2.35
6759009	Off Supply Stores	14,349	5	568	20	63	275	125	12.37
6759010	Reim of Off Emp Exp.	374	5	15	1	2	7	3	1.26
6759013	Cleaning Supplies	1,016	5	40	1	4	19	9	5.14
6759014	Memberships	747	5	30	1	3	14	7	0.20
6759090	Other Office Expense	24,301	5	952	34	107	465	212	27.98
6759005	Postage	8,049	4	246	17	84	250	78	25.09
6759007	Printing Customer Service	2,135	5	84	3	9	41	19	4.98
6759011	Envelopes	30,852	5	1,221	43	136	591	269	32.86
6759012	Btl Stock	6,750	5	267	9	30	129	59	10.57
6759051	Computer Supplies - Billing	-	SE 51	-	-	-	-	-	-
6759110	Office Telephone	1,977	5	78	3	9	38	17	3.80
6759120	Office Electric	7,380	5	292	10	33	141	64	5.64
6759125	Office Water	1,292	5	51	2	6	25	11	0.99
6759130	Office Gas	3,627	5	144	5	16	69	32	0.63
6759210	Office Cleaning Serv	7,575	5	300	11	33	145	66	8.00
6759220	Landscaping, Mowing, Snow	5,030	5	199	7	22	96	44	7.00
6759230	Office Garbage Removal	738	5	29	1	3	14	6	(0.55)
6759280	Repair Off Mach & Heating	1,582	5	83	2	7	30	14	3.21
6759290	Other Office Maint	8,865	5	351	12	39	170	77	10.78
6759330	Operators - Memberships	89	5	4	-	-	2	1	4.00
7048055	Office Education/Train Exp	34,685	5	1,373	48	153	664	302	34.44
7048050	Employees Ed Expenses	165	5	7	-	1	3	1	8.00
7758370	Meals & Related Exp	8,185	1	332	11	33	146	71	6.17
7758380	Bank Serv Charges	43,533	1	1,766	57	175	775	376	29.86
7758390	Other Misc General	79,750	1	3,235	104	321	1,420	688	62.80
6205003	Operators Expenses	-	5	-	-	-	-	-	-
6759017	Operators Cleaning Supplies	-	5	-	-	-	-	-	-
6501020	Gasoline	-	1	-	-	-	-	-	-
6501030	Auto Repair	-	1	-	-	-	-	-	-
6509090	Other Trans	3,605	1	146	5	15	64	31	3.42
4032090	Depreciation - Office Struct.	16,973	5	672	24	75	325	148	11.00
4032091	Depreciation - Office Furn.	9,488	5	375	13	42	182	83	9.00
4032092	Depreciation - Autos	22,041	1	894	29	89	393	190	15.46
4032093	Depreciation - Telephones	681	5	27	1	3	13	6	-
4032098	Depreciation - Computer	-	SE 51	-	-	-	-	-	-
4081100	Property & Other Gen Tax	(15,114)	5	(598)	(21)	(67)	(289)	(132)	(14.40)
4081303	Franchise Tax	-	5	-	-	-	-	-	-
4081121	Real Estate Tax	32,951	5	1,304	46	146	631	287	31.40
4081201	FICA Expense	-	SE60A	-	-	-	-	-	-
4091060	SUTA-IL	-	SE60A	-	-	-	-	-	-
4091050	FUTA	-	SE60A	-	-	-	-	-	-
4091000	Income Taxes - Federal	-	-	-	-	-	-	-	-
4101000	Deferred Inc. Taxes - Federal	-	-	-	-	-	-	-	-
4191010	Interest Income	-	1	-	-	-	-	-	-
4131020	Rental Income	-	1	-	-	-	-	-	-
4141040	Sale of Trans Equipment	-	1	-	-	-	-	-	-
4192000	Interest - Interco.	81,215	WSC RB	2,875	138	495	2,006	739	147.00
4201000	Interest During Const	-	5	-	-	-	-	-	-
4281000	Misc. Income	-	5	-	-	-	-	-	-
4272090	S/T Int Exp Other	(9,957)	5	(394)	(14)	(44)	(191)	(87)	(9.36)
STOP									
Total		671,243.77		26,484	937	2,996	12,952	5,861	700.77

SE.60A

Distribution of Salaries & Benefits

3/31/07

Account Number	Account Name	Co. - 02 Balance	Dist Code	05-0010 Apple Canyon	06-0014 Camelot	07-0018 Charmar	08-0022 Cherry Hill	09-0026 Clarendon Hills	10-0028 Hilldale Manor	11-0034 County Line
6019000	Salaries - Systems Project	79,687.56	1	466	112	18	90	126	-	41
6019001	Salaries - Accounting/Finance	246,791.19	1	1,445	347	57	278	391	-	128
6019002	Salaries - Admin	75,402.00	1	441	106	17	85	119	-	39
9019003	Salaries - Executive	217,695.72	1	1,274	306	50	245	345	-	113
6019004	Salaries - Payroll	90,648.82	1	531	127	21	102	144	-	47
6019005	Salaries - IT	-	1	-	-	-	-	-	-	-
6019006	Salaries - Ops Leadership	84,765.97	1	496	119	20	95	134	-	44
6019007	Salaries - Regulatory	198,589.49	1	1,163	279	46	223	315	-	103
6019008	Salaries - Customer Service	6,250.00	1	37	9	1	7	10	-	3
6019030	Salaries - Cap Admin	-								
6049000	Employee Pensions & Benefits	-	6	-	-	-	-	-	-	-
6049010	Health Ins. Reimb	78,717.73	6	431	107	18	83	126	-	40
6049011	Employee Ins. Deductions	(22,991.43)	6	(126)	(31)	(5)	(24)	(37)	-	(12)
6049012	Health Costs & Other	2,700.49	6	15	4	1	3	4	-	1
6049015	Dental Ins. Reimbursements	7,895.60	6	43	11	2	8	13	-	4
6049020	Pension Contributions	31,505.00	6	172	43	7	33	50	-	16
6049050	Health Ins. Premiums	19,156.37	6	105	26	4	20	31	-	10
6049055	Dental Premiums	1,039.65	6	6	1	-	1	2	-	1
6049060	Term Life Ins.	3,390.42	6	19	5	1	4	5	-	2
6049065	Term Life Ins. - OPT	-	6	-	-	-	-	-	-	-
6049066	Depend Life Ins.- OPT & AFLAC	-	6	-	-	-	-	-	-	-
6049067	AFLAC	-	6	-	-	-	-	-	-	-
6049070	401(k) Contributions	42,101.00	6	230	57	10	45	67	-	21
6049080	Disability Insurance	1,777.75	6	10	2	-	2	3	-	1
6049090	Other Emp Pens & Benefits	1,174.58	6	6	2	-	1	2	-	1
4081201	FICA Expense	143,638.17	6	786	195	33	152	230	-	73
4091060	SUTA-IL	26,622.42	6	146	36	6	28	43	-	14
4091050	FUTA	3,867.44	6	21	5	1	4	6	-	2
Total		1,340,425.94		7,717	1,868	308	1,485	2,129	-	692

SE.60A

Distribution of Salaries & Benefits

3/31/07

Account Number	Account Name	Co. - 02 Balance	Dist Code	12-0038 Del Mar	13-0042 Ferson Creek	14-0046 Galena Territory	15-0050 Killarney	16-0054 Lake Holiday	17-0058 Lake Wildwood	18-0066 Northern Hills
6019000	Salaries - Systems Project	79,687.56	1	13	198	899	122	668	246	92
6019001	Salaries - Accounting/Finance	246,791.19	1	40	612	2,785	379	2,068	762	285
6019002	Salaries - Admin	75,402.00	1	12	187	851	116	632	233	87
9019003	Salaries - Executive	217,695.72	1	35	540	2,457	335	1,825	672	252
6019004	Salaries - Payroll	90,648.82	1	15	225	1,023	139	760	280	105
6019005	Salaries - IT	-	1	-	-	-	-	-	-	-
6019006	Salaries - Ops Leadership	84,765.97	1	14	210	957	130	710	262	98
6019007	Salaries - Regulatory	198,589.49	1	32	492	2,241	305	1,664	613	230
6019008	Salaries - Customer Service	6,250.00	1	1	15	71	10	52	19	7
6019030	Salaries - Cap Admin	-	-	-	-	-	-	-	-	-
6049000	Employee Pensions & Benefits	-	6	-	-	-	-	-	-	-
6049010	Health Ins. Reimb	78,717.73	6	15	188	831	118	620	256	93
6049011	Employee Ins. Deductions	(22,991.43)	6	(4)	(55)	(243)	(34)	(181)	(75)	(27)
6049012	Health Costs & Other	2,700.49	6	1	6	29	4	21	9	3
6049015	Dental Ins. Reimbursements	7,895.60	6	2	19	83	12	62	26	9
6049020	Pension Contributions	31,505.00	6	6	75	333	47	248	102	37
6049050	Health Ins. Premiums	19,156.37	6	4	46	202	29	151	62	23
6049055	Dental Premiums	1,039.65	6	-	2	11	2	8	3	1
6049060	Term Life Ins.	3,390.42	6	1	8	36	5	27	11	4
6049065	Term Life Ins. - OPT	-	6	-	-	-	-	-	-	-
6049066	Depend Life Ins.- OPT & AFLAC	-	6	-	-	-	-	-	-	-
6049067	AFLAC	-	6	-	-	-	-	-	-	-
6049070	401(k) Contributions	42,101.00	6	8	101	445	63	332	137	50
6049080	Disability Insurance	1,777.75	6	-	4	19	3	14	6	2
6049090	Other Emp Pens & Benefits	1,174.58	6	-	3	12	2	9	4	1
4081201	FICA Expense	143,638.17	6	27	343	1,517	215	1,132	467	169
4091060	SUTA-IL	26,622.42	6	5	64	281	40	210	87	31
4091050	FUTA	3,867.44	6	1	9	41	6	30	13	5
Total		<u>1,340,425.94</u>		<u>228</u>	<u>3,292</u>	<u>14,881</u>	<u>2,048</u>	<u>11,062</u>	<u>4,195</u>	<u>1,557</u>

SE.60A**Distribution of Salaries & Benefits****3/31/07**

Account Number	Account Name	Co. - 02 Balance	Dist Code	20-0070 Lake Marian	21-0078 Wildwood	22-0082 Valentine	23-0086 Walk Up Woods	24-0090 Whispering Hills	25-0025 Holiday Hills
6019000	Salaries - Systems Project	79,687.56	1	102	68	24	77	814	85
6019001	Salaries - Accounting/Finance	246,791.19	1	315	210	75	237	2,520	262
6019002	Salaries - Admin	75,402.00	1	96	64	23	72	770	80
9019003	Salaries - Executive	217,695.72	1	277	185	67	209	2,223	231
6019004	Salaries - Payroll	90,648.82	1	116	77	28	87	926	96
6019005	Salaries - IT	-	1	-	-	-	-	-	-
6019006	Salaries - Ops Leadership	84,765.97	1	108	72	26	81	866	90
6019007	Salaries - Regulatory	198,589.49	1	253	169	61	191	2,028	211
6019008	Salaries - Customer Service	6,250.00	1	8	5	2	6	64	7
6019030	Salaries - Cap Admin	-							
6049000	Employee Pensions & Benefits	-	6	-	-	-	-	-	-
6049010	Health Ins. Reimb	78,717.73	6	105	70	23	99	753	88
6049011	Employee Ins. Deductions	(22,991.43)	6	(31)	(20)	(7)	(29)	(220)	(26)
6049012	Health Costs & Other	2,700.49	6	4	2	1	3	26	3
6049015	Dental Ins. Reimbursements	7,895.60	6	11	7	2	10	76	9
6049020	Pension Contributions	31,505.00	6	42	28	9	40	302	35
6049050	Health Ins. Premiums	19,156.37	6	26	17	6	24	183	21
6049055	Dental Premiums	1,039.65	6	1	1	-	1	10	1
6049060	Term Life Ins.	3,390.42	6	5	3	1	4	32	4
6049065	Term Life Ins. - OPT	-	6	-	-	-	-	-	-
6049066	Depend Life Ins.- OPT & AFLAC	-	6	-	-	-	-	-	-
6049067	AFLAC	-	6	-	-	-	-	-	-
6049070	401(k) Contributions	42,101.00	6	56	37	12	53	403	47
6049080	Disability Insurance	1,777.75	6	2	2	1	2	17	2
6049090	Other Emp Pens & Benefits	1,174.58	6	2	1	-	1	11	1
4081201	FICA Expense	143,638.17	6	192	128	42	181	1,375	161
4091060	SUTA-IL	26,622.42	6	36	24	8	34	255	30
4091050	FUTA	3,867.44	6	5	3	1	5	37	4
Total		<u>1,340,425.94</u>		<u>1,731</u>	<u>1,153</u>	<u>405</u>	<u>1,388</u>	<u>13,471</u>	<u>1,442</u>

SE.60A**Distribution of Salaries & Benefits**

3/31/07

Account Number	Account Name	Co. - 02 Balance	Dist Code	26-0096	27-0027	28-0098	29-0048	30-0049	32-0832	33-0840
				Medina	Westlake	Cedar Bluff	Harbor Ridge	Great Northern	Peach Orchard	Harrco
6019000	Salaries - Systems Project	79,687.56	1	165	220	46	167	126	-	38
6019001	Salaries - Accounting/Finance	246,791.19	1	510	683	142	518	390	-	119
6019002	Salaries - Admin	75,402.00	1	156	209	43	158	119	-	36
9019003	Salaries - Executive	217,695.72	1	450	602	125	457	344	-	105
6019004	Salaries - Payroll	90,648.82	1	187	251	52	190	143	-	44
6019005	Salaries - IT	-	1	-	-	-	-	-	-	-
6019006	Salaries - Ops Leadership	84,765.97	1	175	235	49	178	134	-	41
6019007	Salaries - Regulatory	198,589.49	1	410	549	114	417	314	-	95
6019008	Salaries - Customer Service	6,250.00	1	13	17	4	13	10	-	3
6019030	Salaries - Cap Admin	-								
6049000	Employee Pensions & Benefits	-	6	-	-	-	-	-	-	-
6049010	Health Ins. Reimb	78,717.73	6	162	220	43	162	131	-	39
6049011	Employee Ins. Deductions	(22,991.43)	6	(47)	(64)	(12)	(47)	(38)	-	(11)
6049012	Health Costs & Other	2,700.49	6	6	8	1	6	4	-	1
6049015	Dental Ins. Reimbursements	7,895.60	6	16	22	4	16	13	-	4
6049020	Pension Contributions	31,505.00	6	65	88	17	65	52	-	15
6049050	Health Ins. Premiums	19,156.37	6	39	53	10	39	32	-	9
6049055	Dental Premiums	1,039.65	6	2	3	1	2	2	-	1
6049060	Term Life Ins.	3,390.42	6	7	9	2	7	6	-	2
6049065	Term Life Ins. - OPT	-	6	-	-	-	-	-	-	-
6049066	Depend Life Ins.- OPT & AFLAC	-	6	-	-	-	-	-	-	-
6049067	AFLAC	-	6	-	-	-	-	-	-	-
6049070	401(k) Contributions	42,101.00	6	87	117	23	87	70	-	21
6049080	Disability Insurance	1,777.75	6	4	5	1	4	3	-	1
6049090	Other Emp Pens & Benefits	1,174.58	6	2	3	1	2	2	-	1
4081201	FICA Expense	143,638.17	6	296	401	78	296	238	-	70
4091060	SUTA-IL	26,622.42	6	55	74	14	55	44	-	13
4091050	FUTA	3,867.44	6	8	11	2	8	6	-	2
Total		1,340,425.94		2,768	3,716	760	2,800	2,145	-	649

SE.60A**Distribution of Salaries & Benefits****3/31/07**

Account Number	Account Name	Co. - 02 Balance	Dist Code	34-0120 UI of Nevada	35-0110 Spring Creek	36-0750 Louisiana Water Service	38-0770 Utilities, Inc. of Louisiana	40-0200 Utilities, Inc. of Maryland
6019000	Salaries - Systems Project	79,687.56	1	1,104	1,402	2,617	2,580	-
6019001	Salaries - Accounting/Finance	246,791.19	1	3,420	4,342	8,104	7,991	-
6019002	Salaries - Admin	75,402.00	1	1,045	1,327	2,476	2,442	-
9019003	Salaries - Executive	217,695.72	1	3,017	3,830	7,149	7,049	-
6019004	Salaries - Payroll	90,648.82	1	1,256	1,595	2,977	2,935	-
6019005	Salaries - IT	-	1	-	-	-	-	-
6019006	Salaries - Ops Leadership	84,765.97	1	1,175	1,491	2,784	2,745	-
6019007	Salaries - Regulatory	198,589.49	1	2,752	3,494	6,521	6,430	-
6019008	Salaries - Customer Service	6,250.00	1	87	110	205	202	-
6019030	Salaries - Cap Admin	-						
6049000	Employee Pensions & Benefits	-	6	-	-	-	-	-
6049010	Health Ins. Reimb	78,717.73	6	1,094	1,404	2,572	2,501	3
6049011	Employee Ins. Deductions	(22,991.43)	6	(320)	(410)	(751)	(730)	(1)
6049012	Health Costs & Other	2,700.49	6	38	48	88	86	-
6049015	Dental Ins. Reimbursements	7,895.60	6	110	141	258	251	-
6049020	Pension Contributions	31,505.00	6	438	562	1,030	1,001	1
6049050	Health Ins. Premiums	19,156.37	6	266	342	626	609	1
6049055	Dental Premiums	1,039.65	6	14	19	34	33	-
6049060	Term Life Ins.	3,390.42	6	47	60	111	108	-
6049065	Term Life Ins. - OPT	-	6	-	-	-	-	-
6049066	Depend Life Ins.- OPT & AFLAC	-	6	-	-	-	-	-
6049067	AFLAC	-	6	-	-	-	-	-
6049070	401(k) Contributions	42,101.00	6	585	751	1,376	1,338	2
6049080	Disability Insurance	1,777.75	6	25	32	58	56	-
6049090	Other Emp Pens & Benefits	1,174.58	6	16	21	38	37	-
4081201	FICA Expense	143,638.17	6	1,997	2,563	4,694	4,563	6
4091060	SUTA-IL	26,622.42	6	370	475	870	846	1
4091050	FUTA	3,867.44	6	54	69	126	123	-
Total		<u>1,340,425.94</u>		<u>18,590</u>	<u>23,668</u>	<u>43,963</u>	<u>43,196</u>	<u>13</u>

SE.60A

Distribution of Salaries & Benefits

3/31/07

Account Number	Account Name	Co. - 02 Balance	Dist Code	41-0212	42-0205	43-0215	44-0220	47-0225	50-0245
				Colchester	Greenridge Utilities	Provinces	Maryland Wtr Serv	Massanutten	Holiday Service
6019000	Salaries - Systems Project	79,687.56	1	59	323	524	380	1,265	199
6019001	Salaries - Accounting/Finance	246,791.19	1	182	1,001	1,624	1,176	3,918	617
6019002	Salaries - Admin	75,402.00	1	56	306	496	359	1,197	189
9019003	Salaries - Executive	217,695.72	1	161	883	1,432	1,038	3,456	545
6019004	Salaries - Payroll	90,648.82	1	67	368	596	432	1,439	227
6019005	Salaries - IT	-	1	-	-	-	-	-	-
6019006	Salaries - Ops Leadership	84,765.97	1	63	344	558	404	1,346	212
6019007	Salaries - Regulatory	198,589.49	1	147	805	1,306	947	3,153	497
6019008	Salaries - Customer Service	6,250.00	1	5	25	41	30	99	16
6019030	Salaries - Cap Admin	-	-	-	-	-	-	-	-
6049000	Employee Pensions & Benefits	-	6	-	-	-	-	-	-
6049010	Health Ins. Reimb	78,717.73	6	60	311	502	376	1,224	204
6049011	Employee Ins. Deductions	(22,991.43)	6	(17)	(91)	(147)	(110)	(358)	(60)
6049012	Health Costs & Other	2,700.49	6	2	11	17	13	42	7
6049015	Dental Ins. Reimbursements	7,895.60	6	6	31	50	38	123	20
6049020	Pension Contributions	31,505.00	6	24	124	201	151	490	82
6049050	Health Ins. Premiums	19,156.37	6	15	76	122	92	298	50
6049055	Dental Premiums	1,039.65	6	1	4	7	5	16	3
6049060	Term Life Ins.	3,390.42	6	3	13	22	16	53	9
6049065	Term Life Ins. - OPT	-	6	-	-	-	-	-	-
6049066	Depend Life Ins.- OPT & AFLAC	-	6	-	-	-	-	-	-
6049067	AFLAC	-	6	-	-	-	-	-	-
6049070	401(k) Contributions	42,101.00	6	32	166	269	201	655	109
6049080	Disability Insurance	1,777.75	6	1	7	11	8	28	5
6049090	Other Emp Pens & Benefits	1,174.58	6	1	5	7	6	18	3
4081201	FICA Expense	143,638.17	6	109	567	916	687	2,234	372
4091060	SUTA-IL	26,622.42	6	20	105	170	127	414	69
4091050	FUTA	3,867.44	6	3	15	25	18	60	10
Total		1,340,425.94		1,000	5,399	8,749	6,394	21,170	3,385

SE.60A**Distribution of Salaries & Benefits****3/31/07**

Account Number	Account Name	Co. - 02 Balance	Dist Code	51-0251 Westgate	52-0250 Utilities, Inc. of Penn	53-0255 Penn Estates	55-0264 Skidaway	56-0830 Elk River	57-0270 Montague
6019000	Salaries - Systems Project	79,687.56	1	259	751	887	2,589	117	324
6019001	Salaries - Accounting/Finance	246,791.19	1	803	2,326	2,748	8,017	361	1,004
6019002	Salaries - Admin	75,402.00	1	245	711	840	2,450	110	307
9019003	Salaries - Executive	217,695.72	1	708	2,052	2,424	7,072	318	886
6019004	Salaries - Payroll	90,648.82	1	295	854	1,009	2,945	133	369
6019005	Salaries - IT	-	1	-	-	-	-	-	-
6019006	Salaries - Ops Leadership	84,765.97	1	276	799	944	2,754	124	345
6019007	Salaries - Regulatory	198,589.49	1	646	1,872	2,211	6,451	290	808
6019008	Salaries - Customer Service	6,250.00	1	20	59	70	203	9	25
6019030	Salaries - Cap Admin	-							
6049000	Employee Pensions & Benefits	-	6	-	-	-	-	-	-
6049010	Health Ins. Reimb	78,717.73	6	249	710	863	2,459	119	320
6049011	Employee Ins. Deductions	(22,991.43)	6	(73)	(207)	(252)	(718)	(35)	(93)
6049012	Health Costs & Other	2,700.49	6	9	24	30	84	4	11
6049015	Dental Ins. Reimbursements	7,895.60	6	25	71	87	247	12	32
6049020	Pension Contributions	31,505.00	6	100	284	345	984	48	128
6049050	Health Ins. Premiums	19,156.37	6	61	173	210	598	29	78
6049055	Dental Premiums	1,039.65	6	3	9	11	32	2	4
6049060	Term Life Ins.	3,390.42	6	11	31	37	106	5	14
6049065	Term Life Ins. - OPT	-	6	-	-	-	-	-	-
6049066	Depend Life Ins.- OPT & AFLAC	-	6	-	-	-	-	-	-
6049067	AFLAC	-	6	-	-	-	-	-	-
6049070	401(k) Contributions	42,101.00	6	133	380	461	1,315	64	171
6049080	Disability Insurance	1,777.75	6	6	16	19	56	3	7
6049090	Other Emp Pens & Benefits	1,174.58	6	4	11	13	37	2	5
4081201	FICA Expense	143,638.17	6	454	1,296	1,574	4,487	217	583
4091060	SUTA-IL	26,622.42	6	84	240	292	832	40	108
4091050	FUTA	3,867.44	6	12	35	42	121	6	16
Total		<u>1,340,425.94</u>		<u>4,330</u>	<u>12,497</u>	<u>14,865</u>	<u>43,121</u>	<u>1,978</u>	<u>5,452</u>

SE.60A**Distribution of Salaries & Benefits****3/31/07**

Account Number	Account Name	Co. - 02 Balance	Dist Code	60-0280 Twin Lakes	61-0646 Terre Verde	62-0641 Lake Placid	64-0643 Eastlake Utilities	65-0290 Charleston Utilities	66-0644 Pebble Creek	67-0647 Alafaya Utilities
6019000	Salaries - Systems Project	79,687.56	1	1,618	177	83	316	519	769	2,546
6019001	Salaries - Accounting/Finance	246,791.19	1	5,010	547	258	979	1,606	2,381	7,885
6019002	Salaries - Admin	75,402.00	1	1,531	167	79	299	491	728	2,409
9019003	Salaries - Executive	217,695.72	1	4,419	483	228	864	1,417	2,101	6,955
6019004	Salaries - Payroll	90,648.82	1	1,840	201	95	360	590	875	2,896
6019005	Salaries - IT	-	1	-	-	-	-	-	-	-
6019006	Salaries - Ops Leadership	84,765.97	1	1,721	188	89	336	552	818	2,708
6019007	Salaries - Regulatory	198,589.49	1	4,031	440	208	788	1,293	1,916	6,345
6019008	Salaries - Customer Service	6,250.00	1	127	14	7	25	41	60	200
6019030	Salaries - Cap Admin	-								
6049000	Employee Pensions & Benefits	-	6	-	-	-	-	-	-	-
6049010	Health Ins. Reimb	78,717.73	6	1,552	168	77	315	527	745	2,585
6049011	Employee Ins. Deductions	(22,991.43)	6	(453)	(49)	(23)	(92)	(154)	(218)	(755)
6049012	Health Costs & Other	2,700.49	6	53	6	3	11	18	26	89
6049015	Dental Ins. Reimbursements	7,895.60	6	156	17	8	32	53	75	259
6049020	Pension Contributions	31,505.00	6	621	67	31	126	211	298	1,035
6049050	Health Ins. Premiums	19,156.37	6	378	41	19	77	128	181	629
6049055	Dental Premiums	1,039.65	6	21	2	1	4	7	10	34
6049060	Term Life Ins.	3,390.42	6	67	7	3	14	23	32	111
6049065	Term Life Ins. - OPT	-	6	-	-	-	-	-	-	-
6049066	Depend Life Ins.- OPT & AFLAC	-	6	-	-	-	-	-	-	-
6049067	AFLAC	-	6	-	-	-	-	-	-	-
6049070	401(k) Contributions	42,101.00	6	830	90	41	168	282	399	1,383
6049080	Disability Insurance	1,777.75	6	35	4	2	7	12	17	58
6049090	Other Emp Pens & Benefits	1,174.58	6	23	3	1	5	8	11	39
4081201	FICA Expense	143,638.17	6	2,833	307	141	575	961	1,360	4,717
4091060	SUTA-IL	26,622.42	6	525	57	26	106	178	252	874
4091050	FUTA	3,867.44	6	76	8	4	15	26	37	127
Total		1,340,425.94		27,014	2,945	1,381	5,330	8,789	12,873	43,129

SE.60A**Distribution of Salaries & Benefits****3/31/07**

Account Number	Account Name	Co. - 02 Balance	Dist Code	68-0648 UI of Longwood	69-0649 Wedge-field	70-0298 Carolina Water Service	71-1300 Util Serv of SC	72-0672 Cypress Lakes	73-0673 UI of Eagle Ridge
6019000	Salaries - Systems Project	79,687.56	1	628	805	4,793	2,103	617	881
6019001	Salaries - Accounting/Finance	246,791.19	1	1,946	2,492	14,844	6,513	1,910	2,728
6019002	Salaries - Admin	75,402.00	1	594	761	4,535	1,990	584	833
9019003	Salaries - Executive	217,695.72	1	1,716	2,198	13,094	5,746	1,685	2,406
6019004	Salaries - Payroll	90,648.82	1	715	915	5,452	2,392	702	1,002
6019005	Salaries - IT	-	1	-	-	-	-	-	-
6019006	Salaries - Ops Leadership	84,765.97	1	668	856	5,099	2,237	656	937
6019007	Salaries - Regulatory	198,589.49	1	1,566	2,005	11,945	5,241	1,537	2,195
6019008	Salaries - Customer Service	6,250.00	1	49	63	376	165	48	69
6019030	Salaries - Cap Admin	-							
6049000	Employee Pensions & Benefits	-	6	-	-	-	-	-	-
6049010	Health Ins. Reimb	78,717.73	6	623	784	4,718	2,160	623	836
6049011	Employee Ins. Deductions	(22,991.43)	6	(182)	(229)	(1,378)	(631)	(182)	(244)
6049012	Health Costs & Other	2,700.49	6	21	27	162	74	21	29
6049015	Dental Ins. Reimbursements	7,895.60	6	62	79	473	217	62	84
6049020	Pension Contributions	31,505.00	6	249	314	1,888	864	249	335
6049050	Health Ins. Premiums	19,156.37	6	152	191	1,148	526	152	203
6049055	Dental Premiums	1,039.65	6	8	10	62	29	8	11
6049060	Term Life Ins.	3,390.42	6	27	34	203	93	27	36
6049065	Term Life Ins. - OPT	-	6	-	-	-	-	-	-
6049066	Depend Life Ins.- OPT & AFLAC	-	6	-	-	-	-	-	-
6049067	AFLAC	-	6	-	-	-	-	-	-
6049070	401(k) Contributions	42,101.00	6	333	419	2,523	1,155	333	447
6049080	Disability Insurance	1,777.75	6	14	18	107	49	14	19
6049090	Other Emp Pens & Benefits	1,174.58	6	9	12	70	32	9	12
4081201	FICA Expense	143,638.17	6	1,136	1,431	8,608	3,941	1,136	1,525
4091060	SUTA-IL	26,622.42	6	211	265	1,595	731	211	283
4091050	FUTA	3,867.44	6	31	39	232	106	31	41
Total		<u>1,340,425.94</u>		<u>10,576</u>	<u>13,489</u>	<u>80,549</u>	<u>35,733</u>	<u>10,433</u>	<u>14,668</u>

SE.60A**Distribution of Salaries & Benefits****3/31/07**

Account Number	Account Name	Co. - 02 Balance	Dist Code	74-0464 Southland	75-0700 United Utility Co.	79-0485 Tega Cay	80-0500 CWS Inc. of NC	83-0800 CWS Systems	86-0900 Carolina Trace
6019000	Salaries - Systems Project	79,687.56	1	60	407	911	10,483	3,120	735
6019001	Salaries - Accounting/Finance	246,791.19	1	186	1,261	2,820	32,465	9,663	2,276
6019002	Salaries - Admin	75,402.00	1	57	385	862	9,919	2,952	696
9019003	Salaries - Executive	217,695.72	1	164	1,112	2,487	28,637	8,524	2,008
6019004	Salaries - Payroll	90,648.82	1	68	463	1,036	11,925	3,549	836
6019005	Salaries - IT	-	1	-	-	-	-	-	-
6019006	Salaries - Ops Leadership	84,765.97	1	64	433	969	11,151	3,319	782
6019007	Salaries - Regulatory	198,589.49	1	150	1,015	2,269	26,124	7,775	1,832
6019008	Salaries - Customer Service	6,250.00	1	5	32	71	822	245	58
6019030	Salaries - Cap Admin	-							
6049000	Employee Pensions & Benefits	-	6	-	-	-	-	-	-
6049010	Health Ins. Reimb	78,717.73	6	60	411	884	10,561	3,103	716
6049011	Employee Ins. Deductions	(22,991.43)	6	(17)	(120)	(258)	(3,085)	(906)	(209)
6049012	Health Costs & Other	2,700.49	6	2	14	30	362	106	25
6049015	Dental Ins. Reimbursements	7,895.60	6	6	41	89	1,059	311	72
6049020	Pension Contributions	31,505.00	6	24	164	354	4,227	1,242	287
6049050	Health Ins. Premiums	19,156.37	6	15	100	215	2,570	755	174
6049055	Dental Premiums	1,039.65	6	1	5	12	139	41	9
6049060	Term Life Ins.	3,390.42	6	3	18	38	455	134	31
6049065	Term Life Ins. - OPT	-	6	-	-	-	-	-	-
6049066	Depend Life Ins.- OPT & AFLAC	-	6	-	-	-	-	-	-
6049067	AFLAC	-	6	-	-	-	-	-	-
6049070	401(k) Contributions	42,101.00	6	32	220	473	5,648	1,660	383
6049080	Disability Insurance	1,777.75	6	1	9	20	239	70	16
6049090	Other Emp Pens & Benefits	1,174.58	6	1	6	13	158	46	11
4081201	FICA Expense	143,638.17	6	109	750	1,613	19,270	5,662	1,307
4091060	SUTA-IL	26,622.42	6	20	139	299	3,572	1,049	242
4091050	FUTA	3,867.44	6	3	20	43	519	152	35
Total		1,340,425.94		1,014	6,885	15,250	177,220	52,572	12,322

SE.60A**Distribution of Salaries & Benefits****3/31/07**

Account Number	Account Name	Co. - 02 Balance	Dist Code	87-0905 Transylvania	88-0645 Mid-County	89-0660 Lake Utilities	90-0600 Utilities, Inc. of Florida	91-0640 Miles Grant	92-0651 Tennessee Water Service
6019000	Salaries - Systems Project	79,687.56	1	721	722	3,448	2,826	571	97
6019001	Salaries - Accounting/Finance	246,791.19	1	2,233	2,235	10,679	8,752	1,769	302
6019002	Salaries - Admin	75,402.00	1	682	683	3,263	2,674	541	92
9019003	Salaries - Executive	217,695.72	1	1,969	1,972	9,420	7,720	1,561	266
6019004	Salaries - Payroll	90,648.82	1	820	821	3,922	3,215	650	111
6019005	Salaries - IT	-	1	-	-	-	-	-	-
6019006	Salaries - Ops Leadership	84,765.97	1	767	768	3,668	3,006	608	104
6019007	Salaries - Regulatory	198,589.49	1	1,797	1,799	8,593	7,042	1,424	243
6019008	Salaries - Customer Service	6,250.00	1	57	57	270	222	45	8
6019030	Salaries - Cap Admin	-							
6049000	Employee Pensions & Benefits	-	6	-	-	-	-	-	-
6049010	Health Ins. Reimb	78,717.73	6	723	668	3,355	2,807	546	97
6049011	Employee Ins. Deductions	(22,991.43)	6	(211)	(195)	(980)	(820)	(159)	(28)
6049012	Health Costs & Other	2,700.49	6	25	23	115	96	19	3
6049015	Dental Ins. Reimbursements	7,895.60	6	72	67	337	282	55	10
6049020	Pension Contributions	31,505.00	6	289	267	1,343	1,123	218	39
6049050	Health Ins. Premiums	19,156.37	6	176	163	816	683	133	24
6049055	Dental Premiums	1,039.65	6	10	9	44	37	7	1
6049060	Term Life Ins.	3,390.42	6	31	29	144	121	23	4
6049065	Term Life Ins. - OPT	-	6	-	-	-	-	-	-
6049066	Depend Life Ins. - OPT & AFLAC	-	6	-	-	-	-	-	-
6049067	AFLAC	-	6	-	-	-	-	-	-
6049070	401(k) Contributions	42,101.00	6	386	357	1,794	1,501	292	52
6049080	Disability Insurance	1,777.75	6	16	15	76	63	12	2
6049090	Other Emp Pens & Benefits	1,174.58	6	11	10	50	42	8	1
4081201	FICA Expense	143,638.17	6	1,319	1,219	6,122	5,122	995	177
4091060	SUTA-IL	26,622.42	6	244	226	1,135	949	184	33
4091050	FUTA	3,867.44	6	36	33	165	138	27	5
Total		1,340,425.94		12,173	11,948	57,779	47,601	9,529	1,643

SE.60A**Distribution of Salaries & Benefits**

3/31/07

Account Number	Account Name	Co. - 02 Balance	Dist Code	94-0002 Hutchinson Irrigation	101-0680 Sanlando	103-0690 Sandalhaven	104-0694 Bayside	105-0695 Southgate	106-0693 Labrador
6019000	Salaries - Systems Project	79,687.56	1	56	5,727	342	85	1,003	406
6019001	Salaries - Accounting/Finance	246,791.19	1	173	17,736	1,061	263	3,106	1,257
6019002	Salaries - Admin	75,402.00	1	53	5,419	324	80	949	384
9019003	Salaries - Executive	217,695.72	1	153	15,645	936	232	2,740	1,109
6019004	Salaries - Payroll	90,648.82	1	64	6,515	390	97	1,141	462
6019005	Salaries - IT	-	1	-	-	-	-	-	-
6019006	Salaries - Ops Leadership	84,765.97	1	59	6,092	364	90	1,067	432
6019007	Salaries - Regulatory	198,589.49	1	139	14,272	853	212	2,499	1,011
6019008	Salaries - Customer Service	6,250.00	1	4	449	27	7	79	32
6019030	Salaries - Cap Admin	-							
6049000	Employee Pensions & Benefits	-	6	-	-	-	-	-	-
6049010	Health Ins. Reimb	78,717.73	6	53	5,641	339	88	1,052	409
6049011	Employee Ins. Deductions	(22,991.43)	6	(15)	(1,648)	(99)	(26)	(307)	(119)
6049012	Health Costs & Other	2,700.49	6	2	194	12	3	36	14
6049015	Dental Ins. Reimbursements	7,895.60	6	5	566	34	9	105	41
6049020	Pension Contributions	31,505.00	6	21	2,258	136	35	421	164
6049050	Health Ins. Premiums	19,156.37	6	13	1,373	83	21	256	99
6049055	Dental Premiums	1,039.65	6	1	75	4	1	14	5
6049060	Term Life Ins.	3,390.42	6	2	243	15	4	45	18
6049065	Term Life Ins. - OPT	-	6	-	-	-	-	-	-
6049066	Depend Life Ins.- OPT & AFLAC	-	6	-	-	-	-	-	-
6049067	AFLAC	-	6	-	-	-	-	-	-
6049070	401(k) Contributions	42,101.00	6	28	3,017	181	47	562	219
6049080	Disability Insurance	1,777.75	6	1	127	8	2	24	9
6049090	Other Emp Pens & Benefits	1,174.58	6	1	84	5	1	16	6
4081201	FICA Expense	143,638.17	6	96	10,293	619	161	1,919	745
4091060	SUTA-IL	26,622.42	6	18	1,908	115	30	356	138
4091050	FUTA	3,867.44	6	3	277	17	4	52	20
Total		1,340,425.94		930	96,263	5,766	1,446	17,135	6,861

SE.60A**Distribution of Salaries & Benefits****3/31/07**


Account Number	Account Name	Co. - 02 Balance	Dist Code	107-0691 Pennbrooke	108-0692 Hutchinson Island	109-0699 Sandy Creek	120-0920 North Topsail	121-0925 Carolina Pines	122-0922 Bradfield Farms
6019000	Salaries - Systems Project	79,687.56	1	724	102	98	981	112	560
6019001	Salaries - Accounting/Finance	246,791.19	1	2,242	316	304	3,038	346	1,734
6019002	Salaries - Admin	75,402.00	1	685	97	93	928	106	530
9019003	Salaries - Executive	217,695.72	1	1,978	279	268	2,679	305	1,530
6019004	Salaries - Payroll	90,648.82	1	824	116	112	1,116	127	637
6019005	Salaries - IT	-	1	-	-	-	-	-	-
6019006	Salaries - Ops Leadership	84,765.97	1	770	109	104	1,043	119	596
6019007	Salaries - Regulatory	198,589.49	1	1,804	255	244	2,444	278	1,395
6019008	Salaries - Customer Service	6,250.00	1	57	8	8	77	9	44
6019030	Salaries - Cap Admin	-	-	-	-	-	-	-	-
6049000	Employee Pensions & Benefits	-	6	-	-	-	-	-	-
6049010	Health Ins. Reimb	78,717.73	6	702	101	98	982	120	546
6049011	Employee Ins. Deductions	(22,991.43)	6	(205)	(29)	(29)	(287)	(35)	(159)
6049012	Health Costs & Other	2,700.49	6	24	3	3	34	4	19
6049015	Dental Ins. Reimbursements	7,895.60	6	70	10	10	98	12	55
6049020	Pension Contributions	31,505.00	6	281	40	39	393	48	218
6049050	Health Ins. Premiums	19,156.37	6	171	25	24	239	29	133
6049055	Dental Premiums	1,039.65	6	9	1	1	13	2	7
6049060	Term Life Ins.	3,390.42	6	30	4	4	42	5	23
6049065	Term Life Ins. - OPT	-	6	-	-	-	-	-	-
6049066	Depend Life Ins.- OPT & AFLAC	-	6	-	-	-	-	-	-
6049067	AFLAC	-	6	-	-	-	-	-	-
6049070	401(k) Contributions	42,101.00	6	376	54	52	525	64	292
6049080	Disability Insurance	1,777.75	6	16	2	2	22	3	12
6049090	Other Emp Pens & Benefits	1,174.58	6	10	2	1	15	2	8
4081201	FICA Expense	143,638.17	6	1,281	184	178	1,791	218	995
4091060	SUTA-IL	26,622.42	6	237	34	33	332	40	184
4091050	FUTA	3,867.44	6	34	5	5	48	6	27
Total		1,340,425.94		12,120	1,718	1,652	16,553	1,920	9,386

SE.60A**Distribution of Salaries & Benefits****3/31/07**

Account Number	Account Name	Co. - 02 Balance	Dist Code	123-0923 Nero	133-0123 Sky Ranch	135-0935 Bermuda	140-0140 Central Nevada	150-0150 WSC of Indiana	151-0151 Indiana Water Service
6019000	Salaries - Systems Project	79,687.56	1	65	201	3,040	3,232	104	321
6019001	Salaries - Accounting/Finance	246,791.19	1	203	623	9,414	10,011	323	993
6019002	Salaries - Admin	75,402.00	1	62	190	2,876	3,059	99	303
9019003	Salaries - Executive	217,695.72	1	179	549	8,304	8,830	285	876
6019004	Salaries - Payroll	90,648.82	1	74	229	3,458	3,677	119	365
6019005	Salaries - IT	-	1	-	-	-	-	-	-
6019006	Salaries - Ops Leadership	84,765.97	1	70	214	3,233	3,438	111	341
6019007	Salaries - Regulatory	198,589.49	1	163	501	7,575	8,055	260	799
6019008	Salaries - Customer Service	6,250.00	1	5	16	238	254	8	25
6019030	Salaries - Cap Admin	-							
6049000	Employee Pensions & Benefits	-	6	-	-	-	-	-	-
6049010	Health Ins. Reimb	78,717.73	6	65	207	3,066	3,141	107	338
6049011	Employee Ins. Deductions	(22,991.43)	6	(19)	(60)	(896)	(917)	(31)	(99)
6049012	Health Costs & Other	2,700.49	6	2	7	105	108	4	12
6049015	Dental Ins. Reimbursements	7,895.60	6	7	21	308	315	11	34
6049020	Pension Contributions	31,505.00	6	26	83	1,227	1,257	43	135
6049050	Health Ins. Premiums	19,156.37	6	16	50	746	764	26	82
6049055	Dental Premiums	1,039.65	6	1	3	40	41	1	4
6049060	Term Life Ins.	3,390.42	6	3	9	132	135	5	15
6049065	Term Life Ins. - OPT	-	6	-	-	-	-	-	-
6049066	Depend Life Ins.- OPT & AFLAC	-	6	-	-	-	-	-	-
6049067	AFLAC	-	6	-	-	-	-	-	-
6049070	401(k) Contributions	42,101.00	6	35	111	1,640	1,680	57	181
6049080	Disability Insurance	1,777.75	6	1	5	69	71	2	8
6049090	Other Emp Pens & Benefits	1,174.58	6	1	3	46	47	2	5
4081201	FICA Expense	143,638.17	6	119	378	5,595	5,731	195	616
4091060	SUTA-IL	26,622.42	6	22	70	1,037	1,062	36	114
4091050	FUTA	3,867.44	6	3	10	151	154	5	17
Total		1,340,425.94		1,103	3,420	51,404	54,145	1,772	5,485

SE.60A**Distribution of Salaries & Benefits****3/31/07**

Account Number	Account Name	Co. - 02 Balance	Dist Code	
6019000	Salaries - Systems Project	79,687.56	1	-
6019001	Salaries - Accounting/Finance	246,791.19	1	-
6019002	Salaries - Admin	75,402.00	1	-
9019003	Salaries - Executive	217,695.72	1	-
6019004	Salaries - Payroll	90,648.82	1	-
6019005	Salaries - IT	-	1	-
6019006	Salaries - Ops Leadership	84,765.97	1	-
6019007	Salaries - Regulatory	198,589.49	1	-
6019008	Salaries - Customer Service	6,250.00	1	-
6019030	Salaries - Cap Admin	-		
6049000	Employee Pensions & Benefits	-	6	-
6049010	Health Ins. Reimb	78,717.73	6	-
6049011	Employee Ins. Deductions	(22,991.43)	6	-
6049012	Health Costs & Other	2,700.49	6	-
6049015	Dental Ins. Reimbursements	7,895.60	6	-
6049020	Pension Contributions	31,505.00	6	-
6049050	Health Ins. Premiums	19,156.37	6	-
6049055	Dental Premiums	1,039.65	6	-
6049060	Term Life Ins.	3,390.42	6	-
6049065	Term Life Ins. - OPT	-	6	-
6049066	Depend Life Ins. - OPT & AFLAC	-	6	-
6049067	AFLAC	-	6	-
6049070	401(k) Contributions	42,101.00	6	-
6049080	Disability Insurance	1,777.75	6	-
6049090	Other Emp Pens & Benefits	1,174.58	6	-
4081201	FICA Expense	143,638.17	6	-
4091060	SUTA-IL	26,622.42	6	-
4091050	FUTA	3,867.44	6	-
Total		<u>1,340,425.94</u>		<u>0.00</u>



WATER SERVICE CORPORATION

SE.90

Distribution of Expenses Between Company's

DISTRIBUTION OF EXPENSES BETWEEN OPERATING COMPANIES
 Calculation of Customer Equivalent Percentages
 1/31/07

3/7/2008
 10:25 AM

	Allocation of NC Offices		Allocation of SC Offices		Allocation of Florida Offices		Allocation of Maryland Office		Allocation of Nevada Office		Allocation of Louisiana Office and Auto		Allocation of SC Auto		Allocation of Florida Auto		Allocation of Maryland Auto	
	C.E.	%	C.E.	%	C.E.	%	C.E.	%	C.E.	%	C.E.	%	C.E.	%	C.E.	%	C.E.	%
NORTH CAROLINA																		
CNC *	29,718	61.38%																
Carolina Trace	2,113	4.36%																
Transylvania	2,072	4.28%																
CWS Systems	8,969	18.53%																
Elk River	335	0.69%																
North Topsail	2,820	5.82%																
Carolina Pines	321	0.66%																
Bradfield Farms	1,610	3.33%																
Nero	188	0.39%																
SOUTH CAROLINA																		
CWS			13,779	57.93%														
Southland			173	0.73%														
United Utilities			1,171	4.92%														
Tege Cay			2,618	10.81%														
Utilities Services of SC			5,046	20.72%														
VIRGINIA																		
Colchester							169	1.32%										
Massanutten							3,637	28.44%										
FLORIDA																		
Tierra Verde					1,206	1.78%												
Mid-County					3,353	4.94%												
Lake Placid					240	0.35%												
Lake Utilities					9,912	14.60%												
Utilities, Inc. of Florida					8,123	11.96%												
Miles Grant					1,642	2.42%												
Eastlake					909	1.34%												
Pebble Creek					2,211	3.26%												
Alafaya					7,319	10.78%												
Utilities, Inc. of Longwood					1,806	2.66%												
Wedgefield Utilities, Inc.					2,313	3.41%												
Cypress Lakes					1,773	2.61%												
Eagle Ridge					2,532	3.73%												
Sanlando					16,463	24.25%												
Sandalhaven					985	1.45%												
Bayside					244	0.36%												
Southgate					2,883	4.25%												
Sandy Creek					282	0.42%												
Labrador					1,167	1.72%												
Pennbrooke					2,082	3.07%												
Hutchinson Island					294	0.43%												
Hutchinson Island Irrigation					161	0.24%												
TENNESSEE																		
Tennessee Water Service	269	0.56%																
MARYLAND																		
Utilities, Inc. of Maryland							0	0.00%										
Green Ridge Utilities							929	7.25%										
Maryland Water Service							1,092	8.54%										
Provinces							1,507	11.78%										
PENNSYLVANIA																		
Utilities, Inc. of Pennsylvania							2,159	16.88%										
Perrin Estates							2,551	19.95%										
Westgate							746	5.83%										
NEVADA																		
Utilities, Inc. of Nevada									3,175	18.59%								
Spring Creek									4,030	23.60%								
Sky Ranch									578	3.39%								
Utilities, Inc. of Central Nevada									9,292	54.42%								
LOUISIANA																		
Louisiana Water Service											7,523	50.35%						
UI of Louisiana											7,418	49.65%						
	<u>48,415</u>	<u>100.0%</u>	<u>23,787</u>	<u>100.0%</u>	<u>67,900</u>	<u>100.0%</u>	<u>12,290</u>	<u>100.0%</u>	<u>17,075</u>	<u>100.0%</u>	<u>14,941</u>	<u>100.0%</u>	<u>0</u>	<u>0.0%</u>	<u>0</u>	<u>0.0%</u>	<u>0</u>	<u>0.0%</u>

DISTRIBUTION OF EXPENSES BETWEEN OPERATING COMPANIES
 Calculation of Customer Equivalent Percentages
 3/31/07

3/7/2008
 10:25 AM

		(Eddie Baldwin)								
		Western Regional Office			Whispering Pines Office			Sugar Mountain Office		
		Sub	C.E.	%	Sub	C.E.	%	Sub	C.E.	%
NOT UPDATED		501	2,024		509	1,033		501	2,024	
		505	245		510	730		505	245	
		506	78		513	98		506	78	
		514	545		515	235		514	545	
		519	708		517	45		519	708	
		527	455		523	228		527	455	
		528	185		524	386		528	185	
		530	33		525	115		530	33	
		532	139		529	713		532	139	
		533	45		531	101		533	45	
		535	238		534	0		535	238	
		536	253		541	393		536	253	
		537	345		542	417		537	345	
		572	217		547	163		572	217	
		579	92		573	690		579	92	
		856	33		595	1,205		856	33	
		873	228		851	184		873	228	
					857	226				
					862	449				
					863	0				
					867	721				
					869	470				
					870	31				
					872	27				
					874	77				
Total CNC			<u>5,863</u>	47.74%		<u>8,737</u>	65.33%		<u>5,863</u>	47.74%
		801	1,390		810	102		801	1,390	
		802	2,201		812	54		802	2,201	
		808	139		813	24		808	139	
					814	44				
					815	115				
					816	46				
					817	87				
					818	47				
					819	1,184				
					820	97				
					821	33				
					823	0				
					824	295				
					825	45				
					826	30				
Total CWS Systems			<u>3,730</u>	30.37%		<u>2,203</u>	16.47%		<u>3,730</u>	30.37%
Other										
Tennessee		905	2,072	16.87%				905	2,072	16.87%
Carolina Trace		651	280	2.28%				651	280	2.28%
Carolina Pines					900	2,113	15.80%			
Elk River		830	335	2.73%	925	321	2.40%	830	335	2.73%
Total C.E.			<u>12,280</u>	100.0%		<u>13,374</u>	100.0%		<u>12,280</u>	100.0%

Distribution of North Carolina Office Expenses
 SE 90-CNC
 3/31/07

3/7/2008
 10:28 AM

	CNC-T/B		CWS SYSTEMS			TENNESSEE					
	Sub	Amount	%	Account	Amount	%	Account	Amount			
INDIRECT EXPENSES:											
CHARLOTTE OFFICE:											
TEMP. EMPLOY. - CLERICAL	0526	6369003	9,292.31	18.53%	0800	6369003	1,722.00	0.56%	0651	6369003	52.00
COMPUTER MAINT	0526	6369007	140.00	18.53%	0800	6369007	26.00	0.56%	0651	6369007	1.00
COMPUTER SUPPLIES	0526	6759003	477.36	18.53%	0800	6759003	88.00	0.56%	0651	6759003	3.00
RENT - TYVOLA	0526	7418013	20,857.50	18.53%	0800	7418013	3,865.00	0.56%	0651	7418013	117.00
PUBL SUBSCRIPTIONS & TAPES	0526	6759001	171.60	18.53%	0800	6759001	32.00	0.56%	0651	6759001	1.00
ANSWERING SERV	0526	6759002	1,256.45	18.53%	0800	6759002	233.00	0.56%	0651	6759002	7.00
PRINTING & BLUEPRINTS	0526	6759004	354.79	18.53%	0800	6759004	66.00	0.56%	0651	6759004	2.00
UPS & AIR FREIGHT	0526	6759006	1,661.95	18.53%	0800	6759006	308.00	0.56%	0651	6759006	9.00
XEROX	0526	6759008	3,463.38	18.53%	0800	6759008	642.00	0.56%	0651	6759008	19.00
OFF SUPPLY STORES	0526	6759009	721.41	18.53%	0800	6759009	134.00	0.56%	0651	6759009	4.00
REIM OF OFFICE EMP. EXP.	0526	6759010	256.33	18.53%	0800	6759010	47.00	0.56%	0651	6759010	1.00
MEMBERSHIPS	0526	6759014	310.00	18.53%	0800	6759014	57.00	0.56%	0651	6759014	2.00
OTHER OFFICE EXPENSES	0526	6759090	1,935.11	18.53%	0800	6759090	359.00	0.56%	0651	6759090	11.00
POSTAGE	0526	6759005	0.00	18.53%	0800	6759005	0.00	0.56%	0651	6759005	0.00
OFFICE TELEPHONE	0526	6759110	4,682.73	18.53%	0800	6759110	868.00	0.56%	0651	6759110	26.00
OPERATIONS TELEPHONES	0526	6759135	0.00	18.53%	0800	6759135	0.00	0.56%	0651	6759135	0.00
OFFICE FAX MACHINE PHONE LINE	0526	6759160	98.67	18.53%	0800	6759160	18.00	0.56%	0651	6759160	1.00
OFFICE CLEANING SERVICE	0526	6759210	130.36	18.53%	0800	6759210	24.00	0.56%	0651	6759210	1.00
OTHER OFFICE MAINT.	0526	6759290	819.19	18.53%	0800	6759290	152.00	0.56%	0651	6759290	5.00
OFFICE EDUCATION/TRAINING EXP.	0526	7048055	364.22	18.53%	0800	7048055	67.00	0.56%	0651	7048055	2.00
MEALS & RELATED EXPENSES	0526	7758370	181.12	18.53%	0800	7758370	34.00	0.56%	0651	7758370	1.00
BANK SERVICE CHARGES	0526	7758380	7,883.40	18.53%	0800	7758380	1,461.00	0.56%	0651	7758380	44.00
MISCELLANEOUS	0526	7758390	3,001.22	18.53%	0800	7758390	556.00	0.56%	0651	7758390	17.00
DEPRECIATION - WATER PLANT	0526	4032010	3,418.70	18.53%	0800	4032010	633.00	0.56%	0651	4032010	19.00
DEPRECIATION - COMPUTER	0526	4032098	5,915.68	18.53%	0800	4032098	1,096.00	0.56%	0651	4032098	33.00
TOTAL INDIRECT EXPENSES		2334002	<u>67,393.48</u>		0800	2334002	<u>(12,488.00)</u>		0651	2334002	<u>(378.00)</u>
CNC - PARENT:											
RENT - OTHERS	0500	6419090	4,512.00	18.53%	0800	6419090	836.00	0.56%	0651	6419090	25.00
BANK SERVICE CHARGES	0500	7758380		18.53%	0800	7758380	0.00	0.56%	0651	7758380	0.00
COMMUNICATION EXPENSES	0500	6759405	24,001.86	18.53%	0800	6759405	4,448.00	0.56%	0651	6759405	134.00
TOTAL INDIRECT EXPENSES		2334002	<u>28,513.86</u>		0800	2334002	<u>(5,284.00)</u>		0651	2334002	<u>(159.00)</u>
WESTERN REGIONAL OFFICE:											
RENT - SIGMAN	0886	6419030		30.37%	0800	6419030	0.00	2.28%	0651	6419030	0.00
OPERATIONS TELEPHONE	0886	6759135		30.37%	0800	6759135	0.00	2.28%	0651	6759135	0.00
OPERATIONS TELEPHONE - LD	0886	6419036		30.37%	0800	6419036	0.00	2.28%	0651	6419036	0.00
OFFICE FAX MACH. PHONE LINE	0886	6759160		30.37%	0800	6759160	0.00	2.28%	0651	6759160	0.00
OPERATORS - POSTAGE	0886	6759413		30.37%	0800	6759413	0.00	2.28%	0651	6759413	0.00
DEPRECIATION - WATER PLANT	0886	4032010	28.71	30.37%	0800	4032010	9.00	2.28%	0651	4032010	1.00
TOTAL INDIRECT EXPENSES		2334002	<u>28.71</u>		0800	2334002	<u>(9.00)</u>		0651	2334002	<u>(1.00)</u>

Distribution of North Carolina Office Expenses
SE 90-CNC
3/31/07

3/7/2008
10:28 AM

INDIRECT EXPENSES:	CNC-T/B		CWS SYSTEMS			TENNESSEE					
	Sub	Amount	%	Account	Amount	%	Account	Amount			
WHISPERING PINES OFFICE:											
UNCOLLECTIBLE ACCOUNTS	0888	6708000	16.47%	0800	6708000	0.00%	0651	6708000	0.00		
TEMP. EMPLOYMENT - CLERICAL	0888	6369003	9,585.00	16.47%	0800	6369003	1,579.00	0.00%	0651	6369003	0.00
PUBL SUBSCRIPTIONS & TAPES	0888	6759001		16.47%	0800	6759001	0.00	0.00%	0651	6759001	0.00
ANSWERING SERV	0888	6759002	950.33	16.47%	0800	6759002	157.00	0.00%	0651	6759002	0.00
PRINTING & BLUEPRINTS	0888	6759004		16.47%	0800	6759004	0.00	0.00%	0651	6759004	0.00
POSTAGE	0888	6759005	782.33	16.47%	0800	6759005	129.00	0.00%	0651	6759005	0.00
UPS & AIR FREIGHT	0888	6759006	402.42	16.47%	0800	6759006	66.00	0.00%	0651	6759006	0.00
PRINTING CUSTOMER SERVICE	0888	6759007		16.47%	0800	6759007	0.00	0.00%	0651	6759007	0.00
XEROX	0888	6759008	1,828.47	16.47%	0800	6759008	301.00	0.00%	0651	6759008	0.00
OFF SUPPLY STORES	0888	6759009	241.46	16.47%	0800	6759009	40.00	0.00%	0651	6759009	0.00
REIM OF OFFICE EMP. EXP.	0888	6759010	691.13	16.47%	0800	6759010	114.00	0.00%	0651	6759010	0.00
CLEANING SUPPLIES	0888	6759013	108.40	16.47%	0800	6759013	18.00	0.00%	0651	6759013	0.00
PETTY CASH - OFFICE	0888	6759015		16.47%	0800	6759015	356.00	0.00%	0651	6759015	0.00
OTHER OFFICE EXPENSES	0888	6759090	2,163.39	16.47%	0800	6759090	251.00	0.00%	0651	6759090	0.00
OFFICE TELEPHONE	0888	6759110	1,523.11	16.47%	0800	6759110	251.00	0.00%	0651	6759110	0.00
OFFICE COMP PHONE LINE	0888	6759115		16.47%	0800	6759115	0.00	0.00%	0651	6759115	0.00
OFFICE ELECTRIC	0888	6759120	654.83	16.47%	0800	6759120	108.00	0.00%	0651	6759120	0.00
OFFICE FAX PHONE LINE	0888	6759160	142.09	16.47%	0800	6759160	23.00	0.00%	0651	6759160	0.00
OFFICE CLEANING SERVICE	0888	6759210	845.00	16.47%	0800	6759210	139.00	0.00%	0651	6759210	0.00
LANDSCAPING, MOWING, SNOWPLOWIN	0888	6759220		16.47%	0800	6759220	0.00	0.00%	0651	6759220	0.00
OTHER OFFICE MAINT.	0888	6759290		16.47%	0800	6759290	0.00	0.00%	0651	6759290	0.00
COMMUNICATION EXP	0888	6509110	(509.10)	16.47%	0800	6509110	(84.00)	0.00%	0651	6509110	0.00
OFFICE EDUCATION/TRAIN. EXP.	0888	7048055		16.47%	0800	7048055	0.00	0.00%	0651	7048055	0.00
MISCELLANEOUS	0888	7758390		16.47%	0800	7758390	0.00	0.00%	0651	7758390	0.00
DEPRECIATION - WATER PLANT	0888	4032010	358.17	16.47%	0800	4032010	59.00	0.00%	0651	4032010	0.00
TOTAL INDIRECT EXPENSES	2334002	19,767.03			0800	2334002	(3,507.00)		0651	2334002	0.00
SUGAR MOUNTAIN OFFICE:											
ANSWERING SERV	0887	6759002	930.96	30.37%	0800	6759002	283.00	2.28%	0651	6759002	21.00
PRINTING & BLUEPRINTS	0887	6759004		30.37%	0800	6759004	0.00	2.28%	0651	6759004	0.00
POSTAGE	0887	6759005	466.61	30.37%	0800	6759005	142.00	2.28%	0651	6759005	11.00
UPS & AIR FREIGHT	0887	6759006		30.37%	0800	6759006	0.00	2.28%	0651	6759006	0.00
XEROX	0887	6759008	109.79	30.37%	0800	6759008	33.00	2.28%	0651	6759008	3.00
OFF SUPPLY STORE	0887	6759009		30.37%	0800	6759009	0.00	2.28%	0651	6759009	0.00
REIM OF OFF EMP EXP	0887	6759010	427.15	30.37%	0800	6759010	130.00	2.28%	0651	6759010	10.00
CLEANING SUPPLIES	0887	6759013		30.37%	0800	6759013	0.00	2.28%	0651	6759013	0.00
OTHER OFFICE EXPENSES	0887	6759090	191.74	30.37%	0800	6759090	58.00	2.28%	0651	6759090	4.00
OFFICE TELEPHONE	0887	6759110	2,070.36	30.37%	0800	6759110	629.00	2.28%	0651	6759110	47.00
OFFICE FAX PHONE LINE	0887	6759160	142.60	30.37%	0800	6759160	43.00	2.28%	0651	6759160	3.00
OFFICE CLEANING SERVICE	0887	6759210	845.00	30.37%	0800	6759210	257.00	2.28%	0651	6759210	19.00
OTHER OFFICE MAINT	0887	6759290	406.79	30.37%	0800	6759290	124.00	2.28%	0651	6759290	9.00
DEPRECIATION - WATER PLANT	0887	4032010	107.97	30.37%	0800	4032010	33.00	2.28%	0651	4032010	2.00
REAL ESTATE TAX	0887	4081121		30.37%	0800	4081121	0.00	2.28%	0651	4081121	0.00
TOTAL INDIRECT EXPENSES	2334002	5,698.97			0800	2334002	(1,732.00)		0651	2334002	(129.00)
TOTAL COST CENTERS		121,402.05					(23,020.00)				(667.00)

(3,464.00)

A Less Advance expenses already allocated.
B Less Cable & Wireless expenses already allocated.

Distribution of North Carolina Office Expenses
SE 90-CNC
3/31/07

3/7/2008
10:28 AM

	CNC-T/B			CAROLINA TRACE			TRANSYLVANIA			TEGA CAY					
	Sub	Amount		Account	Amount		Account	Amount		Account	Amount				
INDIRECT EXPENSES:															
CHARLOTTE OFFICE:															
TEMP. EMPLOY. - CLERICAL	0526	6369003	9,292.31	4.36%	0900	6369003	405.00	4.28%	0905	6369003	398.00	0.00%	0485	6369003	0.00
COMPUTER MAINT	0526	6369007	140.00	4.36%	0900	6369007	6.00	4.28%	0905	6369007	6.00	0.00%	0485	6369007	0.00
COMPUTER SUPPLIES	0526	6759003	477.36	4.36%	0900	6759003	21.00	4.28%	0905	6759003	20.00	0.00%	0485	6759003	0.00
RENT - TYVOLA	0526	7418013	20,857.50	4.36%	0900	7418013	909.00	4.28%	0905	7418013	893.00	0.00%	0485	7418013	0.00
PUBL SUBSCRIPTIONS & TAPES	0526	6759001	171.60	4.36%	0900	6759001	7.00	4.28%	0905	6759001	7.00	0.00%	0485	6759001	0.00
ANSWERING SERV	0526	6759002	1,256.45	4.36%	0900	6759002	55.00	4.28%	0905	6759002	54.00	0.00%	0485	6759002	0.00
PRINTING & BLUEPRINTS	0526	6759004	354.79	4.36%	0900	6759004	15.00	4.28%	0905	6759004	15.00	0.00%	0485	6759004	0.00
UPS & AIR FREIGHT	0526	6759006	1,661.95	4.36%	0900	6759006	72.00	4.28%	0905	6759006	71.00	0.00%	0485	6759006	0.00
XEROX	0526	6759008	3,463.38	4.36%	0900	6759008	151.00	4.28%	0905	6759008	148.00	0.00%	0485	6759008	0.00
OFF SUPPLY STORES	0526	6759009	721.41	4.36%	0900	6759009	31.00	4.28%	0905	6759009	31.00	0.00%	0485	6759009	0.00
REIM OF OFFICE EMP. EXP.	0526	6759010	256.33	4.36%	0900	6759010	11.00	4.28%	0905	6759010	11.00	0.00%	0485	6759010	0.00
MEMBERSHIPS	0526	6759014	310.00	4.36%	0900	6759014	14.00	4.28%	0905	6759014	13.00	0.00%	0485	6759014	0.00
OTHER OFFICE EXPENSES	0526	6759090	1,935.11	4.36%	0900	6759090	84.00	4.28%	0905	6759090	83.00	0.00%	0485	6759090	0.00
POSTAGE	0526	6759005	0.00	4.36%	0900	6759005	0.00	4.28%	0905	6759005	0.00	0.00%	0485	6759005	0.00
OFFICE TELEPHONE	0526	6759110	4,682.73	4.36%	0900	6759110	204.00	4.28%	0905	6759110	200.00	0.00%	0485	6759110	0.00
OPERATIONS TELEPHONES	0526	6759135	0.00	4.36%	0900	6759135	0.00	4.28%	0905	6759135	0.00	0.00%	0485	6759135	0.00
OFFICE FAX MACHINE PHONE LINE	0526	6759160	98.67	4.36%	0900	6759160	4.00	4.28%	0905	6759160	4.00	0.00%	0485	6759160	0.00
OFFICE CLEANING SERVICE	0526	6759210	130.36	4.36%	0900	6759210	6.00	4.28%	0905	6759210	6.00	0.00%	0485	6759210	0.00
OTHER OFFICE MAINT.	0526	6759290	819.19	4.36%	0900	6759290	36.00	4.28%	0905	6759290	35.00	0.00%	0485	6759290	0.00
OFFICE EDUCATION/TRAINING EXP.	0526	7048055	364.22	4.36%	0900	7048055	16.00	4.28%	0905	7048055	16.00	0.00%	0485	7048055	0.00
MEALS & RELATED EXPENSES	0526	7758370	181.12	4.36%	0900	7758370	8.00	4.28%	0905	7758370	8.00	0.00%	0485	7758370	0.00
BANK SERVICE CHARGES	0526	7758380	7,883.40	4.36%	0900	7758380	344.00	4.28%	0905	7758380	337.00	0.00%	0485	7758380	0.00
MISCELLANEOUS	0526	7758390	3,001.22	4.36%	0900	7758390	131.00	4.28%	0905	7758390	128.00	0.00%	0485	7758390	0.00
DEPRECIATION - WATER PLANT	0526	4032010	3,418.70	4.36%	0900	4032010	149.00	4.28%	0905	4032010	146.00	0.00%	0485	4032010	0.00
DEPRECIATION - COMPUTER	0526	4032098	5,915.68	4.36%	0900	4032098	258.00	4.28%	0905	4032098	253.00	0.00%	0485	4032098	0.00
TOTAL INDIRECT EXPENSES	2334002		<u>67,393.48</u>		0900	2334002	<u>(2,937.00)</u>		0905	2334002	<u>(2,883.00)</u>		0485	2334002	<u>0.00</u>
CNC - PARENT:															
RENT - OTHERS	0500	6419090	4,512.00	4.36%	0900	6419090	197.00	4.28%	0905	6419090	193.00	0.00%	0485	6419090	0.00
BANK SERVICE CHARGES	0500	7758380		4.36%	0900	7758380	0.00	4.28%	0905	7758380	0.00	0.00%	0485	7758380	0.00
COMMUNICATION EXPENSES	0500	6759405	24,001.86	4.36%	0900	6759405	1,046.00	4.28%	0905	6759405	1,027.00	0.00%	0485	6759405	0.00
TOTAL INDIRECT EXPENSES	2334002		<u>28,513.86</u>		0900	2334002	<u>(1,243.00)</u>		0905	2334002	<u>(1,220.00)</u>		0485	2334002	<u>0.00</u>
WESTERN REGIONAL OFFICE:															
RENT - SIGMAN	0886	6419030		0.00%	0900	6419030	0.00	16.87%	0905	6419030	0.00	0.00%	0485	6419030	0.00
OPERATIONS TELEPHONE	0886	6759135		0.00%	0900	6759135	0.00	16.87%	0905	6759135	0.00	0.00%	0485	6759135	0.00
OPERATIONS TELEPHONE - LD	0886	6419036		0.00%	0900	6419036	0.00	16.87%	0905	6419036	0.00	0.00%	0485	6419036	0.00
OFFICE FAX MACH. PHONE LINE	0886	6759160		0.00%	0900	6759160	0.00	16.87%	0905	6759160	0.00	0.00%	0485	6759160	0.00
OPERATORS - POSTAGE	0886	6759413		0.00%	0900	6759413	0.00	16.87%	0905	6759413	0.00	0.00%	0485	6759413	0.00
DEPRECIATION - WATER PLANT	0886	4032010	28.71	0.00%	0900	4032010	0.00	16.87%	0905	4032010	5.00	0.00%	0485	4032010	0.00
TOTAL INDIRECT EXPENSES	2334002		<u>28.71</u>		0900	2334002	<u>0.00</u>		0905	2334002	<u>(5.00)</u>		0485	2334002	<u>0.00</u>

Distribution of North Carolina Office Expenses
 SE 90-CNC
 3/31/07

3/7/2008
 10:28 AM

INDIRECT EXPENSES:	CNC-T/B		CAROLINA TRACE		TRANSLYVANIA		TEGA CAY								
	Sub	Amount	%	Account	Amount	%	Account	Amount							
WHISPERING PINES OFFICE:															
UNCOLLECTIBLE ACCOUNTS	0888	6708000	15.80%	0900	6708000	0.00	0.00%	0905	6708000	0.00	0.00%	0485	6708000	0.00	
TEMP. EMPLOYMENT - CLERICAL	0888	6369003	9,585.00	15.80%	0900	6369003	1,514.00	0.00%	0905	6369003	0.00	0.00%	0485	6369003	0.00
PUBL SUBSCRIPTIONS & TAPES	0888	6759001		15.80%	0900	6759001	0.00	0.00%	0905	6759001	0.00	0.00%	0485	6759001	0.00
ANSWERING SERV	0888	6759002	950.33	15.80%	0900	6759002	150.00	0.00%	0905	6759002	0.00	0.00%	0485	6759002	0.00
PRINTING & BLUEPRINTS	0888	6759004		15.80%	0900	6759004	0.00	0.00%	0905	6759004	0.00	0.00%	0485	6759004	0.00
POSTAGE	0888	6759005	782.33	15.80%	0900	6759005	124.00	0.00%	0905	6759005	0.00	0.00%	0485	6759005	0.00
UPS & AIR FREIGHT	0888	6759006	402.42	15.80%	0900	6759006	64.00	0.00%	0905	6759006	0.00	0.00%	0485	6759006	0.00
PRINTING CUSTOMER SERVICE	0888	6759007		15.80%	0900	6759007	0.00	0.00%	0905	6759007	0.00	0.00%	0485	6759007	0.00
XEROX	0888	6759008	1,828.47	15.80%	0900	6759008	289.00	0.00%	0905	6759008	0.00	0.00%	0485	6759008	0.00
OFF SUPPLY STORES	0888	6759009	241.46	15.80%	0900	6759009	38.00	0.00%	0905	6759009	0.00	0.00%	0485	6759009	0.00
REIM OF OFFICE EMP. EXP.	0888	6759010	691.13	15.80%	0900	6759010	109.00	0.00%	0905	6759010	0.00	0.00%	0485	6759010	0.00
CLEANING SUPPLIES	0888	6759013	108.40	15.80%	0900	6759013	17.00	0.00%	0905	6759013	0.00	0.00%	0485	6759013	0.00
PETTY CASH - OFFICE	0888	6759015		15.80%	0900	6759015	342.00	0.00%	0905	6759015	0.00	0.00%	0485	6759015	0.00
OTHER OFFICE EXPENSES	0888	6759090	2,163.39	15.80%	0900	6759090	241.00	0.00%	0905	6759090	0.00	0.00%	0485	6759090	0.00
OFFICE TELEPHONE	0888	6759110	1,523.11	15.80%	0900	6759110	241.00	0.00%	0905	6759110	0.00	0.00%	0485	6759110	0.00
OFFICE COMP PHONE LINE	0888	6759115		15.80%	0900	6759115	0.00	0.00%	0905	6759115	0.00	0.00%	0485	6759115	0.00
OFFICE ELECTRIC	0888	6759120	654.83	15.80%	0900	6759120	103.00	0.00%	0905	6759120	0.00	0.00%	0485	6759120	0.00
OFFICE FAX PHONE LINE	0888	6759160	142.09	15.80%	0900	6759160	22.00	0.00%	0905	6759160	0.00	0.00%	0485	6759160	0.00
OFFICE CLEANING SERVICE	0888	6759210	845.00	15.80%	0900	6759210	134.00	0.00%	0905	6759210	0.00	0.00%	0485	6759210	0.00
LANDSCAPING, MOWING, SNOWPLOWIN	0888	6759220		15.80%	0900	6759220	0.00	0.00%	0905	6759220	0.00	0.00%	0485	6759220	0.00
OTHER OFFICE MAINT.	0888	6759290		15.80%	0900	6759290	0.00	0.00%	0905	6759290	0.00	0.00%	0485	6759290	0.00
COMMUNICATION EXP	0888	6509110	(509.10)	15.80%	0900	6509110	(80.00)	0.00%	0905	6509110	0.00	0.00%	0485	6509110	0.00
OFFICE EDUCATION/TRAIN. EXP.	0888	7048055		15.80%	0900	7048055	0.00	0.00%	0905	7048055	0.00	0.00%	0485	7048055	0.00
MISCELLANEOUS	0888	7758390		15.80%	0900	7758390	0.00	0.00%	0905	7758390	0.00	0.00%	0485	7758390	0.00
DEPRECIATION - WATER PLANT	0888	4032010	358.17	15.80%	0900	4032010	57.00	0.00%	0905	4032010	0.00	0.00%	0485	4032010	0.00
TOTAL INDIRECT EXPENSES		2334002	19,767.03		0900	2334002	(3,365.00)		0905	2334002	0.00		0485	2334002	0.00
SUGAR MOUNTAIN OFFICE:															
ANSWERING SERV	0887	6759002	930.96	0.00%	0900	6759002	0.00	16.87%	0905	6759002	157.00	0.00%	0485	6759002	0.00
PRINTING & BLUEPRINTS	0887	6759004		0.00%	0900	6759004	0.00	16.87%	0905	6759004	0.00	0.00%	0485	6759004	0.00
POSTAGE	0887	6759005	466.61	0.00%	0900	6759005	0.00	16.87%	0905	6759005	79.00	0.00%	0485	6759005	0.00
UPS & AIR FREIGHT	0887	6759006		0.00%	0900	6759006	0.00	16.87%	0905	6759006	0.00	0.00%	0485	6759006	0.00
XEROX	0887	6759008	109.79	0.00%	0900	6759008	0.00	16.87%	0905	6759008	19.00	0.00%	0485	6759008	0.00
OFF SUPPLY STORE	0887	6759009		0.00%	0900	6759009	0.00	16.87%	0905	6759009	0.00	0.00%	0485	6759009	0.00
REIM OF OFF EMP EXP	0887	6759010	427.15	0.00%	0900	6759010	0.00	16.87%	0905	6759010	72.00	0.00%	0485	6759010	0.00
CLEANING SUPPLIES	0887	6759013		0.00%	0900	6759013	0.00	16.87%	0905	6759013	0.00	0.00%	0485	6759013	0.00
OTHER OFFICE EXPENSES	0887	6759090	191.74	0.00%	0900	6759090	0.00	16.87%	0905	6759090	32.00	0.00%	0485	6759090	0.00
OFFICE TELEPHONE	0887	6759110	2,070.36	0.00%	0900	6759110	0.00	16.87%	0905	6759110	349.00	0.00%	0485	6759110	0.00
OFFICE FAX PHONE LINE	0887	6759160	142.60	0.00%	0900	6759160	0.00	16.87%	0905	6759160	24.00	0.00%	0485	6759160	0.00
OFFICE CLEANING SERVICE	0887	6759210	845.00	0.00%	0900	6759210	0.00	16.87%	0905	6759210	143.00	0.00%	0485	6759210	0.00
OTHER OFFICE MAINT	0887	6759290	406.79	0.00%	0900	6759290	0.00	16.87%	0905	6759290	69.00	0.00%	0485	6759290	0.00
DEPRECIATION - WATER PLANT	0887	4032010	107.97	0.00%	0900	4032010	0.00	16.87%	0905	4032010	18.00	0.00%	0485	4032010	0.00
REAL ESTATE TAX	0887	4081121		0.00%	0900	4081121	0.00	16.87%	0905	4081121	0.00	0.00%	0485	4081121	0.00
TOTAL INDIRECT EXPENSES		2334002	5,698.97		0900	2334002	0.00		0905	2334002	(962.00)		0485	2334002	0.00
TOTAL COST CENTERS			121,402.05				(7,545.00)				(5,070.00)				0.00

A Less Advance expenses already allocated.
 B Less Cable & Wireless expenses already allocated.

Distribution of North Carolina Office Expenses
SE 90-CNC
3/31/07

3/7/2008
10:28 AM

	CNC-T/B		MONTAGUE				NORTH TOPSAIL				CAROLINA PINES					
	Sub	Amount	%	Account	Amount	%	Account	Amount	%	Account	Amount					
INDIRECT EXPENSES:																
CHARLOTTE OFFICE:																
TEMP. EMPLOY. - CLERICAL	0526	6369003	9,292.31	0.00%	0270	6369003	0.00	5.82%	0920	6369003	541.00	0.66%	0925	6369003	61.00	
COMPUTER MAINT	0526	6369007	140.00	0.00%	0270	6369007	0.00	5.82%	0920	6369007	8.00	0.66%	0925	6369007	1.00	
COMPUTER SUPPLIES	0526	6759003	477.36	0.00%	0270	6759003	0.00	5.82%	0920	6759003	28.00	0.66%	0925	6759003	3.00	
RENT - TYVOLA	0526	7418013	20,857.50	0.00%	0270	7418013	0.00	5.82%	0920	7418013	1,214.00	0.66%	0925	7418013	138.00	
PUBL SUBSCRIPTIONS & TAPES	0526	6759001	171.60	0.00%	0270	6759001	0.00	5.82%	0920	6759001	10.00	0.66%	0925	6759001	1.00	
ANSWERING SERV	0526	6759002	1,256.45	0.00%	0270	6759002	0.00	5.82%	0920	6759002	73.00	0.66%	0925	6759002	8.00	
PRINTING & BLUEPRINTS	0526	6759004	354.79	0.00%	0270	6759004	0.00	5.82%	0920	6759004	21.00	0.66%	0925	6759004	2.00	
UPS & AIR FREIGHT	0526	6759006	1,661.95	0.00%	0270	6759006	0.00	5.82%	0920	6759006	97.00	0.66%	0925	6759006	11.00	
XEROX	0526	6759008	3,463.38	0.00%	0270	6759008	0.00	5.82%	0920	6759008	202.00	0.66%	0925	6759008	23.00	
OFF SUPPLY STORES	0526	6759009	721.41	0.00%	0270	6759009	0.00	5.82%	0920	6759009	42.00	0.66%	0925	6759009	5.00	
REIM OF OFFICE EMP. EXP.	0526	6759010	256.33	0.00%	0270	6759010	0.00	5.82%	0920	6759010	15.00	0.66%	0925	6759010	2.00	
MEMBERSHIPS	0526	6759014	310.00	0.00%	0270	6759014	0.00	5.82%	0920	6759014	18.00	0.66%	0925	6759014	2.00	
OTHER OFFICE EXPENSES	0526	6759090	1,935.11	0.00%	0270	6759090	0.00	5.82%	0920	6759090	113.00	0.66%	0925	6759090	13.00	
POSTAGE	0526	6759005	0.00	A	0.00%	0270	6759005	0.00	5.82%	0920	6759005	0.00	0.66%	0925	6759005	0.00
OFFICE TELEPHONE	0526	6759110	4,682.73	0.00%	0270	6759110	0.00	5.82%	0920	6759110	273.00	0.66%	0925	6759110	31.00	
OPERATIONS TELEPHONES	0526	6759135	0.00	B	0.00%	0270	6759135	0.00	5.82%	0920	6759135	0.00	0.66%	0925	6759135	0.00
OFFICE FAX MACHINE PHONE LINE	0526	6759160	98.67	0.00%	0270	6759160	0.00	5.82%	0920	6759160	6.00	0.66%	0925	6759160	1.00	
OFFICE CLEANING SERVICE	0526	6759210	130.36	0.00%	0270	6759210	0.00	5.82%	0920	6759210	8.00	0.66%	0925	6759210	1.00	
OTHER OFFICE MAINT.	0526	6759290	819.19	0.00%	0270	6759290	0.00	5.82%	0920	6759290	48.00	0.66%	0925	6759290	5.00	
OFFICE EDUCATION/TRAINING EXP.	0526	7048055	364.22	0.00%	0270	7048055	0.00	5.82%	0920	7048055	21.00	0.66%	0925	7048055	2.00	
MEALS & RELATED EXPENSES	0526	7758370	181.12	0.00%	0270	7758370	0.00	5.82%	0920	7758370	11.00	0.66%	0925	7758370	1.00	
BANK SERVICE CHARGES	0526	7758380	7,883.40	0.00%	0270	7758380	0.00	5.82%	0920	7758380	459.00	0.66%	0925	7758380	52.00	
MISCELLANEOUS	0526	7758390	3,001.22	0.00%	0270	7758390	0.00	5.82%	0920	7758390	175.00	0.66%	0925	7758390	20.00	
DEPRECIATION - WATER PLANT	0526	4032010	3,418.70	0.00%	0270	4032010	0.00	5.82%	0920	4032010	199.00	0.66%	0925	4032010	23.00	
DEPRECIATION - COMPUTER	0526	4032098	5,915.68	0.00%	0270	4032098	0.00	5.82%	0920	4032098	344.00	0.66%	0925	4032098	39.00	
TOTAL INDIRECT EXPENSES	2334002		<u>67,393.48</u>		0270	2334002	<u>0.00</u>		0920	2334002	<u>(3,926.00)</u>		0925	2334002	<u>(445.00)</u>	
CNC - PARENT:																
RENT - OTHERS	0500	6419090	4,512.00	0.00%	0270	6419090	0.00	5.82%	0920	6419090	263.00	0.66%	0925	6419090	30.00	
BANK SERVICE CHARGES	0500	7758380		0.00%	0270	7758380	0.00	5.82%	0920	7758380	0.00	0.66%	0925	7758380	0.00	
COMMUNICATION EXPENSES	0500	6759405	24,001.86	0.00%	0270	6759405	0.00	5.82%	0920	6759405	1,397.00	0.66%	0925	6759405	158.00	
TOTAL INDIRECT EXPENSES	2334002		<u>28,513.86</u>		0270	2334002	<u>0.00</u>		0920	2334002	<u>(1,660.00)</u>		0925	2334002	<u>(188.00)</u>	
WESTERN REGIONAL OFFICE:																
RENT - SIGMAN	0886	6419030		0.00%	0270	6419030	0.00	0.00%	0920	6419030	0.00	0.00%	0925	6419030	0.00	
OPERATIONS TELEPHONE	0886	6759135		0.00%	0270	6759135	0.00	0.00%	0920	6759135	0.00	0.00%	0925	6759135	0.00	
OPERATIONS TELEPHONE - LD	0886	6419036		0.00%	0270	6419036	0.00	0.00%	0920	6419036	0.00	0.00%	0925	6419036	0.00	
OFFICE FAX MACH. PHONE LINE	0886	6759160		0.00%	0270	6759160	0.00	0.00%	0920	6759160	0.00	0.00%	0925	6759160	0.00	
OPERATORS - POSTAGE	0886	6759413		0.00%	0270	6759413	0.00	0.00%	0920	6759413	0.00	0.00%	0925	6759413	0.00	
DEPRECIATION - WATER PLANT	0886	4032010	28.71	0.00%	0270	4032010	0.00	0.00%	0920	4032010	0.00	0.00%	0925	4032010	0.00	
TOTAL INDIRECT EXPENSES	2334002		<u>28.71</u>		0270	2334002	<u>0.00</u>		0920	2334002	<u>0.00</u>		0925	2334002	<u>0.00</u>	

Distribution of North Carolina Office Expenses
 SE 90-CNC
 3/31/07

3/7/2008
 10:28 AM

INDIRECT EXPENSES:	CNC-T/B		MONTAGUE				NORTH TOPSAIL				CAROLINA PINES				
	Sub	Amount	%	Account	Amount	%	Account	Amount	%	Account	Amount				
WHISPERING PINES OFFICE:															
UNCOLLECTIBLE ACCOUNTS	0888	6708000	0.00%	0270	6708000	0.00	0.00%	0920	6708000	0.00	2.40%	0925	6708000	0.00	
TEMP. EMPLOYMENT - CLERICAL	0888	6369003	9,585.00	0.00%	0270	6369003	0.00	0.00%	0920	6369003	0.00	2.40%	0925	6369003	230.00
PUBL SUBSCRIPTIONS & TAPES	0888	6759001		0.00%	0270	6759001	0.00	0.00%	0920	6759001	0.00	2.40%	0925	6759001	0.00
ANSWERING SERV	0888	6759002	950.33	0.00%	0270	6759002	0.00	0.00%	0920	6759002	0.00	2.40%	0925	6759002	23.00
PRINTING & BLUEPRINTS	0888	6759004		0.00%	0270	6759004	0.00	0.00%	0920	6759004	0.00	2.40%	0925	6759004	0.00
POSTAGE	0888	6759005	782.33	0.00%	0270	6759005	0.00	0.00%	0920	6759005	0.00	2.40%	0925	6759005	19.00
UPS & AIR FREIGHT	0888	6759006	402.42	0.00%	0270	6759006	0.00	0.00%	0920	6759006	0.00	2.40%	0925	6759006	10.00
PRINTING CUSTOMER SERVICE	0888	6759007		0.00%	0270	6759007	0.00	0.00%	0920	6759007	0.00	2.40%	0925	6759007	0.00
XEROX	0888	6759008	1,828.47	0.00%	0270	6759008	0.00	0.00%	0920	6759008	0.00	2.40%	0925	6759008	44.00
OFF SUPPLY STORES	0888	6759009	241.46	0.00%	0270	6759009	0.00	0.00%	0920	6759009	0.00	2.40%	0925	6759009	6.00
REIM OF OFFICE EMP. EXP.	0888	6759010	691.13	0.00%	0270	6759010	0.00	0.00%	0920	6759010	0.00	2.40%	0925	6759010	17.00
CLEANING SUPPLIES	0888	6759013	108.40	0.00%	0270	6759013	0.00	0.00%	0920	6759013	0.00	2.40%	0925	6759013	3.00
PETTY CASH - OFFICE	0888	6759015		0.00%	0270	6759015	0.00	0.00%	0920	6759015	0.00	2.40%	0925	6759015	0.00
OTHER OFFICE EXPENSES	0888	6759090	2,163.39	0.00%	0270	6759090	0.00	0.00%	0920	6759090	0.00	2.40%	0925	6759090	52.00
OFFICE TELEPHONE	0888	6759110	1,523.11	0.00%	0270	6759110	0.00	0.00%	0920	6759110	0.00	2.40%	0925	6759110	37.00
OFFICE COMP PHONE LINE	0888	6759115		0.00%	0270	6759115	0.00	0.00%	0920	6759115	0.00	2.40%	0925	6759115	0.00
OFFICE ELECTRIC	0888	6759120	654.83	0.00%	0270	6759120	0.00	0.00%	0920	6759120	0.00	2.40%	0925	6759120	16.00
OFFICE FAX PHONE LINE	0888	6759160	142.09	0.00%	0270	6759160	0.00	0.00%	0920	6759160	0.00	2.40%	0925	6759160	3.00
OFFICE CLEANING SERVICE	0888	6759210	845.00	0.00%	0270	6759210	0.00	0.00%	0920	6759210	0.00	2.40%	0925	6759210	20.00
LANDSCAPING, MOWING, SNOWPLOWIN	0888	6759220		0.00%	0270	6759220	0.00	0.00%	0920	6759220	0.00	2.40%	0925	6759220	0.00
OTHER OFFICE MAINT.	0888	6759290		0.00%	0270	6759290	0.00	0.00%	0920	6759290	0.00	2.40%	0925	6759290	0.00
COMMUNICATION EXP	0888	6509110	(509.10)	0.00%	0270	6509110	0.00	0.00%	0920	6509110	0.00	2.40%	0925	6509110	(12.00)
OFFICE EDUCATION/TRAIN. EXP.	0888	7048055		0.00%	0270	7048055	0.00	0.00%	0920	7048055	0.00	2.40%	0925	7048055	0.00
MISCELLANEOUS	0888	7758390		0.00%	0270	7758390	0.00	0.00%	0920	7758390	0.00	2.40%	0925	7758390	0.00
DEPRECIATION - WATER PLANT	0888	4032010	358.17	0.00%	0270	4032010	0.00	0.00%	0920	4032010	0.00	2.40%	0925	4032010	9.00
TOTAL INDIRECT EXPENSES		2334002	19,767.03		0270	2334002	0.00		0920	2334002	0.00		0925	2334002	(477.00)
SUGAR MOUNTAIN OFFICE:															
ANSWERING SERV	0887	6759002	930.96	0.00%	0270	6759002	0.00	0.00%	0920	6759002	0.00	0.00%	0925	6759002	0.00
PRINTING & BLUEPRINTS	0887	6759004		0.00%	0270	6759004	0.00	0.00%	0920	6759004	0.00	0.00%	0925	6759004	0.00
POSTAGE	0887	6759005	466.61	0.00%	0270	6759005	0.00	0.00%	0920	6759005	0.00	0.00%	0925	6759005	0.00
UPS & AIR FREIGHT	0887	6759006		0.00%	0270	6759006	0.00	0.00%	0920	6759006	0.00	0.00%	0925	6759006	0.00
XEROX	0887	6759008	109.79	0.00%	0270	6759008	0.00	0.00%	0920	6759008	0.00	0.00%	0925	6759008	0.00
OFF SUPPLY STORE	0887	6759009		0.00%	0270	6759009	0.00	0.00%	0920	6759009	0.00	0.00%	0925	6759009	0.00
REIM OF OFF EMP EXP	0887	6759010	427.15	0.00%	0270	6759010	0.00	0.00%	0920	6759010	0.00	0.00%	0925	6759010	0.00
CLEANING SUPPLIES	0887	6759013		0.00%	0270	6759013	0.00	0.00%	0920	6759013	0.00	0.00%	0925	6759013	0.00
OTHER OFFICE EXPENSES	0887	6759090	191.74	0.00%	0270	6759090	0.00	0.00%	0920	6759090	0.00	0.00%	0925	6759090	0.00
OFFICE TELEPHONE	0887	6759110	2,070.36	0.00%	0270	6759110	0.00	0.00%	0920	6759110	0.00	0.00%	0925	6759110	0.00
OFFICE FAX PHONE LINE	0887	6759160	142.60	0.00%	0270	6759160	0.00	0.00%	0920	6759160	0.00	0.00%	0925	6759160	0.00
OFFICE CLEANING SERVICE	0887	6759210	845.00	0.00%	0270	6759210	0.00	0.00%	0920	6759210	0.00	0.00%	0925	6759210	0.00
OTHER OFFICE MAINT	0887	6759290	406.79	0.00%	0270	6759290	0.00	0.00%	0920	6759290	0.00	0.00%	0925	6759290	0.00
DEPRECIATION - WATER PLANT	0887	4032010	107.97	0.00%	0270	4032010	0.00	0.00%	0920	4032010	0.00	0.00%	0925	4032010	0.00
REAL ESTATE TAX	0887	4081121		0.00%	0270	4081121	0.00	0.00%	0920	4081121	0.00	0.00%	0925	4081121	0.00
TOTAL INDIRECT EXPENSES		2334002	5,698.97		0270	2334002	0.00		0920	2334002	0.00		0925	2334002	0.00
TOTAL COST CENTERS			121,402.05				0.00				(5,586.00)				(1,110.00)

A Less Advance expenses already allocated.
 B Less Cable & Wireless expenses already allocated.

Distribution of North Carolina Office Expenses
 SE 90-CNC
 3/31/07

3/7/2008
 10:28 AM

	CNC-T/B		BRADFIELD FARMS				ELK RIVER				NERO				
	Sub	Amount	%	Account	Amount	%	Account	Amount	%	Account	Amount				
INDIRECT EXPENSES:															
CHARLOTTE OFFICE:															
TEMP. EMPLOY. - CLERICAL	0526	6369003	9,292.31	3.33%	0922	6369003	309.00	0.69%	0830	6369003	64.00	0.39%	0923	6369003	36.00
COMPUTER MAINT	0526	6369007	140.00	3.33%	0922	6369007	5.00	0.69%	0830	6369007	1.00	0.39%	0923	6369007	1.00
COMPUTER SUPPLIES	0526	6759003	477.36	3.33%	0922	6759003	16.00	0.69%	0830	6759003	3.00	0.39%	0923	6759003	2.00
RENT - TYVOLA	0526	7418013	20,857.50	3.33%	0922	7418013	695.00	0.69%	0830	7418013	144.00	0.39%	0923	7418013	81.00
PUBL SUBSCRIPTIONS & TAPES	0526	6759001	171.60	3.33%	0922	6759001	6.00	0.69%	0830	6759001	1.00	0.39%	0923	6759001	1.00
ANSWERING SERV	0526	6759002	1,256.45	3.33%	0922	6759002	42.00	0.69%	0830	6759002	9.00	0.39%	0923	6759002	5.00
PRINTING & BLUEPRINTS	0526	6759004	354.79	3.33%	0922	6759004	12.00	0.69%	0830	6759004	2.00	0.39%	0923	6759004	1.00
UPS & AIR FREIGHT	0526	6759006	1,661.95	3.33%	0922	6759006	55.00	0.69%	0830	6759006	11.00	0.39%	0923	6759006	6.00
XEROX	0526	6759008	3,463.38	3.33%	0922	6759008	115.00	0.69%	0830	6759008	24.00	0.39%	0923	6759008	14.00
OFF SUPPLY STORES	0526	6759009	721.41	3.33%	0922	6759009	24.00	0.69%	0830	6759009	5.00	0.39%	0923	6759009	3.00
REIM OF OFFICE EMP. EXP.	0526	6759010	256.33	3.33%	0922	6759010	9.00	0.69%	0830	6759010	2.00	0.39%	0923	6759010	1.00
MEMBERSHIPS	0526	6759014	310.00	3.33%	0922	6759014	10.00	0.69%	0830	6759014	2.00	0.39%	0923	6759014	1.00
OTHER OFFICE EXPENSES	0526	6759090	1,935.11	3.33%	0922	6759090	64.00	0.69%	0830	6759090	13.00	0.39%	0923	6759090	8.00
POSTAGE	0526	6759005	0.00	3.33%	0922	6759005	0.00	0.69%	0830	6759005	0.00	0.39%	0923	6759005	0.00
OFFICE TELEPHONE	0526	6759110	4,682.73	3.33%	0922	6759110	156.00	0.69%	0830	6759110	32.00	0.39%	0923	6759110	18.00
OPERATIONS TELEPHONES	0526	6759135	0.00	3.33%	0922	6759135	0.00	0.69%	0830	6759135	0.00	0.39%	0923	6759135	0.00
OFFICE FAX MACHINE PHONE LINE	0526	6759160	98.67	3.33%	0922	6759160	3.00	0.69%	0830	6759160	1.00	0.39%	0923	6759160	0.00
OFFICE CLEANING SERVICE	0526	6759210	130.36	3.33%	0922	6759210	4.00	0.69%	0830	6759210	1.00	0.39%	0923	6759210	1.00
OTHER OFFICE MAINT.	0526	6759290	819.19	3.33%	0922	6759290	27.00	0.69%	0830	6759290	6.00	0.39%	0923	6759290	3.00
OFFICE EDUCATION/TRAINING EXP.	0526	7048055	364.22	3.33%	0922	7048055	12.00	0.69%	0830	7048055	3.00	0.39%	0923	7048055	1.00
MEALS & RELATED EXPENSES	0526	7758370	181.12	3.33%	0922	7758370	6.00	0.69%	0830	7758370	1.00	0.39%	0923	7758370	1.00
BANK SERVICE CHARGES	0526	7758380	7,883.40	3.33%	0922	7758380	263.00	0.69%	0830	7758380	54.00	0.39%	0923	7758380	31.00
MISCELLANEOUS	0526	7758390	3,001.22	3.33%	0922	7758390	100.00	0.69%	0830	7758390	21.00	0.39%	0923	7758390	12.00
DEPRECIATION - WATER PLANT	0526	4032010	3,418.70	3.33%	0922	4032010	114.00	0.69%	0830	4032010	24.00	0.39%	0923	4032010	13.00
DEPRECIATION - COMPUTER	0526	4032098	5,915.68	3.33%	0922	4032098	197.00	0.69%	0830	4032098	41.00	0.39%	0923	4032098	23.00
TOTAL INDIRECT EXPENSES		2334002	<u>67,393.48</u>		0922	2334002	<u>(2,244.00)</u>		0830	2334002	<u>(465.00)</u>		0923	2334002	<u>(263.00)</u>
CNC - PARENT:															
RENT - OTHERS	0500	6419090	4,512.00	3.33%	0922	6419090	150.00	0.69%	0830	6419090	31.00	0.39%	0923	6419090	18.00
BANK SERVICE CHARGES	0500	7758380		3.33%	0922	7758380	0.00	0.69%	0830	7758380	0.00	0.39%	0923	7758380	0.00
COMMUNICATION EXPENSES	0500	6759405	24,001.86	3.33%	0922	6759405	799.00	0.69%	0830	6759405	166.00	0.39%	0923	6759405	94.00
TOTAL INDIRECT EXPENSES		2334002	<u>28,513.86</u>		0922	2334002	<u>(949.00)</u>		0830	2334002	<u>(197.00)</u>		0923	2334002	<u>(112.00)</u>
WESTERN REGIONAL OFFICE:															
RENT - SIGHAN	0886	6419030		0.00%	0922	6419030	0.00	2.73%	0830	6419030	0.00	0.00%	0923	6419030	0.00
OPERATIONS TELEPHONE	0886	6759135		0.00%	0922	6759135	0.00	2.73%	0830	6759135	0.00	0.00%	0923	6759135	0.00
OPERATIONS TELEPHONE - LD	0886	6419036		0.00%	0922	6419036	0.00	2.73%	0830	6419036	0.00	0.00%	0923	6419036	0.00
OFFICE FAX MACH. PHONE LINE	0886	6759160		0.00%	0922	6759160	0.00	2.73%	0830	6759160	0.00	0.00%	0923	6759160	0.00
OPERATORS - POSTAGE	0886	6759413		0.00%	0922	6759413	0.00	2.73%	0830	6759413	0.00	0.00%	0923	6759413	0.00
DEPRECIATION - WATER PLANT	0886	4032010	28.71	0.00%	0922	4032010	0.00	2.73%	0830	4032010	1.00	0.00%	0923	4032010	0.00
TOTAL INDIRECT EXPENSES		2334002	<u>28.71</u>		0922	2334002	<u>0.00</u>		0830	2334002	<u>(1.00)</u>		0923	2334002	<u>0.00</u>

Distribution of North Carolina Office Expenses
 SE 90-CNC
 3/31/07

3/7/2008
 10:28 AM

	CNC-T/B		BRADFIELD FARMS				ELK RIVER				NERO				
	Sub	Amount	%	Account	Amount	%	Account	Amount	%	Account	Amount				
INDIRECT EXPENSES:															
WHISPERING PINES OFFICE:															
UNCOLLECTIBLE ACCOUNTS	0888	6708000	0.00%	0922	6708000	0.00%	0830	6708000	0.00%	0923	6708000	0.00%			
TEMP. EMPLOYMENT - CLERICAL	0888	6369003	9,585.00	0.00%	0922	6369003	0.00%	0830	6369003	0.00%	0923	6369003	0.00%		
PUBL. SUBSCRIPTIONS & TAPES	0888	6759001		0.00%	0922	6759001	0.00%	0830	6759001	0.00%	0923	6759001	0.00%		
ANSWERING SERV	0888	6759002	950.33	0.00%	0922	6759002	0.00%	0830	6759002	0.00%	0923	6759002	0.00%		
PRINTING & BLUEPRINTS	0888	6759004		0.00%	0922	6759004	0.00%	0830	6759004	0.00%	0923	6759004	0.00%		
POSTAGE	0888	6759005	782.33	0.00%	0922	6759005	0.00%	0830	6759005	0.00%	0923	6759005	0.00%		
UPS & AIR FREIGHT	0888	6759006	402.42	0.00%	0922	6759006	0.00%	0830	6759006	0.00%	0923	6759006	0.00%		
PRINTING CUSTOMER SERVICE	0888	6759007		0.00%	0922	6759007	0.00%	0830	6759007	0.00%	0923	6759007	0.00%		
XEROX	0888	6759008	1,828.47	0.00%	0922	6759008	0.00%	0830	6759008	0.00%	0923	6759008	0.00%		
OFF SUPPLY STORES	0888	6759009	241.46	0.00%	0922	6759009	0.00%	0830	6759009	0.00%	0923	6759009	0.00%		
REIM OF OFFICE EMP. EXP.	0888	6759010	691.13	0.00%	0922	6759010	0.00%	0830	6759010	0.00%	0923	6759010	0.00%		
CLEANING SUPPLIES	0888	6759013	108.40	0.00%	0922	6759013	0.00%	0830	6759013	0.00%	0923	6759013	0.00%		
PETTY CASH - OFFICE	0888	6759015		0.00%	0922	6759015	0.00%	0830	6759015	0.00%	0923	6759015	0.00%		
OTHER OFFICE EXPENSES	0888	6759090	2,163.39	0.00%	0922	6759090	0.00%	0830	6759090	0.00%	0923	6759090	0.00%		
OFFICE TELEPHONE	0888	6759110	1,523.11	0.00%	0922	6759110	0.00%	0830	6759110	0.00%	0923	6759110	0.00%		
OFFICE COMP PHONE LINE	0888	6759115		0.00%	0922	6759115	0.00%	0830	6759115	0.00%	0923	6759115	0.00%		
OFFICE ELECTRIC	0888	6759120	654.83	0.00%	0922	6759120	0.00%	0830	6759120	0.00%	0923	6759120	0.00%		
OFFICE FAX PHONE LINE	0888	6759160	142.09	0.00%	0922	6759160	0.00%	0830	6759160	0.00%	0923	6759160	0.00%		
OFFICE CLEANING SERVICE	0888	6759210	845.00	0.00%	0922	6759210	0.00%	0830	6759210	0.00%	0923	6759210	0.00%		
LANDSCAPING, MOWING, SNOWPLOWIN	0888	6759220		0.00%	0922	6759220	0.00%	0830	6759220	0.00%	0923	6759220	0.00%		
OTHER OFFICE MAINT.	0888	6759290		0.00%	0922	6759290	0.00%	0830	6759290	0.00%	0923	6759290	0.00%		
COMMUNICATION EXP	0888	6509110	(509.10)	0.00%	0922	6509110	0.00%	0830	6509110	0.00%	0923	6509110	0.00%		
OFFICE EDUCATION/TRAIN. EXP.	0888	7048055		0.00%	0922	7048055	0.00%	0830	7048055	0.00%	0923	7048055	0.00%		
MISCELLANEOUS	0888	7758390		0.00%	0922	7758390	0.00%	0830	7758390	0.00%	0923	7758390	0.00%		
DEPRECIATION - WATER PLANT	0888	4032010	358.17	0.00%	0922	4032010	0.00%	0830	4032010	0.00%	0923	4032010	0.00%		
TOTAL INDIRECT EXPENSES		2334002	19,767.03		0922	2334002	0.00	0830	2334002	0.00	0923	2334002	0.00		
SUGAR MOUNTAIN OFFICE:															
ANSWERING SERV	0887	6759002	930.96	0.00%	0922	6759002	0.00	2.73%	0830	6759002	25.00	0.00%	0923	6759002	0.00
PRINTING & BLUEPRINTS	0887	6759004		0.00%	0922	6759004	0.00	2.73%	0830	6759004	0.00	0.00%	0923	6759004	0.00
POSTAGE	0887	6759005	466.61	0.00%	0922	6759005	0.00	2.73%	0830	6759005	13.00	0.00%	0923	6759005	0.00
UPS & AIR FREIGHT	0887	6759006		0.00%	0922	6759006	0.00	2.73%	0830	6759006	0.00	0.00%	0923	6759006	0.00
XEROX	0887	6759008	109.79	0.00%	0922	6759008	0.00	2.73%	0830	6759008	3.00	0.00%	0923	6759008	0.00
OFF SUPPLY STORE	0887	6759009		0.00%	0922	6759009	0.00	2.73%	0830	6759009	0.00	0.00%	0923	6759009	0.00
REIM OF OFF EMP EXP	0887	6759010	427.15	0.00%	0922	6759010	0.00	2.73%	0830	6759010	12.00	0.00%	0923	6759010	0.00
CLEANING SUPPLIES	0887	6759013		0.00%	0922	6759013	0.00	2.73%	0830	6759013	0.00	0.00%	0923	6759013	0.00
OTHER OFFICE EXPENSES	0887	6759090	191.74	0.00%	0922	6759090	0.00	2.73%	0830	6759090	5.00	0.00%	0923	6759090	0.00
OFFICE TELEPHONE	0887	6759110	2,070.36	0.00%	0922	6759110	0.00	2.73%	0830	6759110	57.00	0.00%	0923	6759110	0.00
OFFICE FAX PHONE LINE	0887	6759160	142.60	0.00%	0922	6759160	0.00	2.73%	0830	6759160	4.00	0.00%	0923	6759160	0.00
OFFICE CLEANING SERVICE	0887	6759210	845.00	0.00%	0922	6759210	0.00	2.73%	0830	6759210	23.00	0.00%	0923	6759210	0.00
OTHER OFFICE MAINT	0887	6759290	406.79	0.00%	0922	6759290	0.00	2.73%	0830	6759290	11.00	0.00%	0923	6759290	0.00
DEPRECIATION - WATER PLANT	0887	4032010	107.97	0.00%	0922	4032010	0.00	2.73%	0830	4032010	3.00	0.00%	0923	4032010	0.00
REAL ESTATE TAX	0887	4081121		0.00%	0922	4081121	0.00	2.73%	0830	4081121	0.00	0.00%	0923	4081121	0.00
TOTAL INDIRECT EXPENSES		2334002	5,698.97		0922	2334002	0.00		0830	2334002	(156.00)		0923	2334002	0.00
TOTAL COST CENTERS			121,402.05				(3,193.00)				(819.00)				(375.00)

A Less Advance expenses already allocated.
 B Less Cable & Wireless expenses already allocated.

Distribution of North Carolina Office Expenses
 SE 90-CNC
 3/31/07

3/7/2008
 10:28 AM

INDIRECT EXPENSES:	CNC-T/B		CNC		WSC		
	Sub	Amount	Account	Amount	Account	Amount	
WHISPERING PINES OFFICE:					0005 1451122	0.00	brdfield farms
UNCOLLECTIBLE ACCOUNTS	0888 6708000		0888 6708000	0.00	0005 1451056	1.00	elk river
TEMP. EMPLOYMENT - CLERICAL	0888 6369003	9,585.00	0888 6369003	(3,323.00)	0005 1451123	0.00	Nero
PUBL SUBSCRIPTIONS & TAPES	0888 6759001		0888 6759001	0.00	0005 1451080	(16.00)	CNC
ANSWERING SERV	0888 6759002	950.33	0888 6759002	(330.00)		0.00	
PRINTING & BLUEPRINTS	0888 6759004		0888 6759004	0.00			
POSTAGE	0888 6759005	782.33	0888 6759005	(272.00)			
UPS & AIR FREIGHT	0888 6759006	402.42	0888 6759006	(140.00)			
PRINTING CUSTOMER SERVICE	0888 6759007		0888 6759007	0.00			
XEROX	0888 6759008	1,828.47	0888 6759008	(634.00)			
OFF SUPPLY STORES	0888 6759009	241.46	0888 6759009	(84.00)			
REIM OF OFFICE EMP. EXP.	0888 6759010	691.13	0888 6759010	(240.00)			
CLEANING SUPPLIES	0888 6759013	108.40	0888 6759013	(38.00)			
PETTY CASH - OFFICE	0888 6759015		0888 6759015	(698.00)			
OTHER OFFICE EXPENSES	0888 6759090	2,163.39	0888 6759090	(544.00)			
OFFICE TELEPHONE	0888 6759110	1,523.11	0888 6759110	(529.00)			
OFFICE COMP PHONE LINE	0888 6759115		0888 6759115	0.00			
OFFICE ELECTRIC	0888 6759120	654.83	0888 6759120	(227.00)	0005 1451083	3,507.00	cws systems
OFFICE FAX PHONE LINE	0888 6759160	142.09	0888 6759160	(48.00)	0005 1451092	0.00	tennessee
OFFICE CLEANING SERVICE	0888 6759210	845.00	0888 6759210	(293.00)	0005 1451086	3,365.00	carolina trace
LANDSCAPING, MOWING, SNOWPLOWIN	0888 6759220		0888 6759220	0.00	0005 1451087	0.00	transylvania
OTHER OFFICE MAINT.	0888 6759290		0888 6759290	0.00	0005 1451079	0.00	tega cay
COMMUNICATION EXP	0888 6509110	(509.10)	0888 6509110	176.00	0005 1451120	0.00	n topsail
OFFICE EDUCATION/TRAIN. EXP.	0888 7048055		0888 7048055	0.00	0005 1451121	477.00	carolina pines
MISCELLANEOUS	0888 7758390		0888 7758390	0.00	0005 1451122	0.00	brdfield farms
DEPRECIATION - WATER PLANT	0888 4032010	358.17	0888 4032010	(125.00)	0005 1451056	0.00	elk river
TOTAL INDIRECT EXPENSES	2334002	<u>19,767.03</u>	0500 2334002	<u>7,349.00</u>	0005 1451123	0.00	Nero
					0005 1451080	(7,349.00)	CNC
						0.00	
SUGAR MOUNTAIN OFFICE:							
ANSWERING SERV	0887 6759002	930.96	0887 6759002	(486.00)			
PRINTING & BLUEPRINTS	0887 6759004		0887 6759004	0.00			
POSTAGE	0887 6759005	466.61	0887 6759005	(245.00)			
UPS & AIR FREIGHT	0887 6759006		0887 6759006	0.00			
XEROX	0887 6759008	109.79	0887 6759008	(58.00)			
OFF SUPPLY STORE	0887 6759009		0887 6759009	0.00			
REIM OF OFF EMP EXP	0887 6759010	427.15	0887 6759010	(224.00)			
CLEANING SUPPLIES	0887 6759013		0887 6759013	0.00			
OTHER OFFICE EXPENSES	0887 6759090	191.74	0887 6759090	(99.00)	0005 1451083	1,732.00	cws systems
OFFICE TELEPHONE	0887 6759110	2,070.36	0887 6759110	(1,082.00)	0005 1451092	129.00	tennessee
OFFICE FAX PHONE LINE	0887 6759160	142.60	0887 6759160	(74.00)	0005 1451086	0.00	carolina trace
OFFICE CLEANING SERVICE	0887 6759210	845.00	0887 6759210	(442.00)	0005 1451087	962.00	transylvania
OTHER OFFICE MAINT	0887 6759290	406.79	0887 6759290	(213.00)	0005 1451079	0.00	tega cay
DEPRECIATION - WATER PLANT	0887 4032010	107.97	0887 4032010	(56.00)	0005 1451120	0.00	n topsail
REAL ESTATE TAX	0887 4081121		0887 4081121	0.00	0005 1451121	0.00	carolina pines
TOTAL INDIRECT EXPENSES	2334002	<u>5,698.97</u>	0500 2334002	<u>2,979.00</u>	0005 1451122	0.00	brdfield farms
					0005 1451056	156.00	elk river
					0005 1451123	0.00	Nero
					0005 1451080	(2,979.00)	CNC
						0.00	
TOTAL COST CENTERS		<u>121,402.05</u>		<u>47,385.00</u>			

A Less Advance expenses already allocated.
 B Less Cable & Wireless expenses already allocated.

Distribution of South Carolina Office Expenses
 SE 90-CWS
 3/31/07

3/7/2008
 10:33 AM

	CWS-T/B			SOUTHLAND			UNITED			
	Sub	Account	Amount	%	Account	Amount	%	Account	Amount	
INDIRECT EXPENSES:										
COLUMBIA OFFICE:										
TEMP. EMPLOYMENT - CLERICAL	0300	6369003	2,303.92	0.73%	0464	6369003	17.00	4.92%	0700 6369003	113.00
COMPUTER MAINT.	0300	6369007		0.73%	0464	6369007	0.00	4.92%	0700 6369007	0.00
RENT - COLUMBIA	0300	6419035		0.73%	0464	6419035	0.00	4.92%	0700 6419035	0.00
PUBL SUBSCRIPTIONS & TAPES	0300	6759001		0.73%	0464	6759001	0.00	4.92%	0700 6759001	0.00
ANSWERING SERV	0300	6759002	2,213.51	0.73%	0464	6759002	16.00	4.92%	0700 6759002	109.00
COMPUTER SUPPLIES	0300	6759003	116.10	0.73%	0464	6759003	1.00	4.92%	0700 6759003	6.00
PRINTING & BLUEPRINTS	0300	6759004	908.10	0.73%	0464	6759004	7.00	4.92%	0700 6759004	45.00
POSTAGE	0300	6759005	0.00	0.73%	0464	6759005	0.00	4.92%	0700 6759005	0.00
UPS & AIR FREIGHT	0300	6759006	1,979.80	0.73%	0464	6759006	14.00	4.92%	0700 6759006	97.00
PRINTING CUSTOMER SERVICE	0300	6759007		0.73%	0464	6759007	0.00	4.92%	0700 6759007	0.00
XEROX	0300	6759008	814.93	0.73%	0464	6759008	6.00	4.92%	0700 6759008	40.00
OFF SUPPLY STORES	0300	6759009	4,377.27	0.73%	0464	6759009	32.00	4.92%	0700 6759009	215.00
REIM OF OFFICE EMP. EXP.	0300	6759010	241.55	0.73%	0464	6759010	2.00	4.92%	0700 6759010	12.00
CLEANING SUPPLIES	0300	6759013	321.99	0.73%	0464	6759013	2.00	4.92%	0700 6759013	16.00
MEMBERSHIPS	0300	6759014		0.73%	0464	6759014	0.00	4.92%	0700 6759014	0.00
PETTY CASH OFFICE	0300	6759015		0.73%	0464	6759015	0.00	4.92%	0700 6759015	0.00
OTHER OFFICE EXPENSES	0300	6759090	816.11	0.73%	0464	6759090	6.00	4.92%	0700 6759090	40.00
OFFICE TELEPHONE	0300	6759110	4,975.67	0.73%	0464	6759110	36.00	4.92%	0700 6759110	245.00
OFFICE ELECTRIC	0300	6759120	1,726.53	0.73%	0464	6759120	13.00	4.92%	0700 6759120	85.00
OFFICE WATER	0300	6759125	217.85	0.73%	0464	6759125	2.00	4.92%	0700 6759125	11.00
OPERATIONS TELEPHONE	0300	6759135	3,918.00	0.73%	0464	6759135	29.00	4.92%	0700 6759135	193.00
ALARM SYS PHONE EXPENSE	0300	6759140		0.73%	0464	6759140	0.00	4.92%	0700 6759140	0.00
OFFICE CLEANING SERVICE	0300	6759210	1,800.00	0.73%	0464	6759210	13.00	4.92%	0700 6759210	89.00
MOWING & SNOWFLOWING	0300	6759220		0.73%	0464	6759220	0.00	4.92%	0700 6759220	0.00
OFFICE GARBAGE REMOVAL	0300	6759230	507.54	0.73%	0464	6759230	4.00	4.92%	0700 6759230	25.00
REPAIR OFFICE MACHINES	0300	6759260	1,969.00							
OTHER OFFICE MAINT.	0300	6759290	978.92	0.73%	0464	6759290	7.00	4.92%	0700 6759290	48.00
OFFICE EDUCATION/TRAINING EXP.	0300	7048055	190.00	0.73%	0464	7048055	1.00	4.92%	0700 7048055	9.00
MEALS & RELATED EXP	0300	7758370		0.73%	0464	7758370	0.00	4.92%	0700 7758370	0.00
BANK SERVICE CHARGES	0300	7758380		0.73%	0464	7758380	0.00	4.92%	0700 7758380	0.00
MISCELLANEOUS	0300	7758390		0.73%	0464	7758390	0.00	4.92%	0700 7758390	0.00
COMMUNICATION EXPENSES	0300	6759405	526.03	0.73%	0464	6759405	4.00	4.92%	0700 6759405	26.00
GARBAGE REMOVAL	0300	6759490		0.73%	0464	6759490	0.00	4.92%	0700 6759490	0.00
DEPRECIATION EXP - COMPUTER	0300	4032098	3,997.92	0.73%	0464	4032098	29.00	4.92%	0700 4032098	197.00
TOTAL INDIRECT EXPENSES		2334002	34,900.74		0464	2334002	(241.00)		0700 2334002	(1,621.00)

Distribution of South Carolina Office Expenses

SE 90-CWS
3/31/07

3/7/2008
10:33 AM

3/7/2008
10:33 AM

	CWS-T/B		Amount	Amount
	Sub	Account		
INDIRECT EXPENSES:				
COLUMBIA OFFICE:				
TEMP. EMPLOYMENT - CLERICAL	0300	6369003	2,303.92	
COMPUTER MAINT.	0300	6369007		
RENT - COLUMBIA	0300	6419035		
PUBL SUBSCRIPTIONS & TAPES	0300	6759001		
ANSWERING SERV	0300	6759002	2,213.51	
COMPUTER SUPPLIES	0300	6759003	116.10	
PRINTING & BLUEPRINTS	0300	6759004	908.10	
POSTAGE	0300	6759005	0.00	
UPS & AIR FREIGHT	0300	6759006	1,979.80	
PRINTING CUSTOMER SERVICE	0300	6759007		
XEROX	0300	6759008	814.93	
OFF SUPPLY STORES	0300	6759009	4,377.27	
REIM OF OFFICE EMP. EXP.	0300	6759010	241.55	
CLEANING SUPPLIES	0300	6759013	321.99	
MEMBERSHIPS	0300	6759014		
PETTY CASH OFFICE	0300	6759015		
OTHER OFFICE EXPENSES	0300	6759090	816.11	
OFFICE TELEPHONE	0300	6759110	4,975.67	
OFFICE ELECTRIC	0300	6759120	1,726.53	
OFFICE WATER	0300	6759125	217.85	
OPERATIONS TELEPHONE	0300	6759135	3,918.00	
ALARM SYS PHONE EXPENSE	0300	6759140		
OFFICE CLEANING SERVICE	0300	6759210	1,800.00	
MOWING & SNOWPLOWING	0300	6759220		
OFFICE GARBAGE REMOVAL	0300	6759230	507.54	
REPAIR OFFICE MACHINES	0300	6759260	1,969.00	
OTHER OFFICE MAINT.	0300	6759290	978.92	
OFFICE EDUCATION/TRAINING EXP.	0300	7048055	190.00	
MEALS & RELATED EXP	0300	7758370		
BANK SERVICE CHARGES	0300	7758380		
MISCELLANEOUS	0300	7758390		
COMMUNICATION EXPENSES	0300	6759405	526.03	
GARBAGE REMOVAL	0300	6759490		241.00
DEPRECIATION EXP - COMPUTER	0300	4032098	3,997.92	1,621.00
				8,372.00
TOTAL INDIRECT EXPENSES	2334002		34,900.74	(10,234.00) 10,234.00

Distribution of South Carolina Office Expenses

SE 90-CWS

3/31/07

3/7/2008

10:33 AM

	CWS-T/B		SOUTHLAND			UNITED					
	Sub	Account	Amount	%	Account	Amount	%	Account	Amount		
<u>INDIRECT EXPENSES:</u>											
<u>CWS - PARENT:</u>											
BANK SERVICE CHARGES	0298	7758380	0.00	0.73%	0464	7758380	0.00	4.92%	0700	7758380	0.00
COMMUNICATION EXPENSES	0298	6759405	13,246.39	0.73%	0464	6759405	97.00	4.92%	0700	6759405	652.00
TOTAL INDIRECT EXPENSES		2334002	<u>13,246.39</u>		0464	2334002	<u>(97.00)</u>		0700	2334002	<u>(652.00)</u>
TOTAL COST CENTERS			<u>48,147.13</u>				<u>(338.00)</u>				<u>(2,273.00)</u>

A Less Mailsort/Advance expenses already allocated.

B Less Cable & Wireless expenses already allocated.

Distribution of South Carolina Office Expenses

SE 90-CWS
3/31/07

3/7/2008
10:33 AM

	CWS-T/B		Amount	UTILITIES SERVICES OF SC			CWS		WSC	
	Sub	Account		%	Account	Amount	Account	Amount	Account	
INDIRECT EXPENSES:										
CWS - PARENT:										
BANK SERVICE CHARGES	0298	7758380	0.00	25.42%	1300	7758380	0.00	0298	7758380	0.00
COMMUNICATION EXPENSES	0298	6759405	13,246.39	25.42%	1300	6759405	3,367.00	0298	6759405	(4,116.00)
TOTAL INDIRECT EXPENSES		2334002	<u>13,246.39</u>		1300	2334002	<u>(3,367.00)</u>	0298	2334002	<u>4,116.00</u>
TOTAL COST CENTERS			<u>48,147.13</u>				<u>(11,739.00)</u>			<u>14,350.00</u>

0005 1451074
0005 1451075
0005 1451071
0005 1451070

- A Less Mailsort/Advance expenses already allocated.
- B Less Cable & Wireless expenses already allocated.

Distribution of South Carolina Office Expenses

SE 90-CWS 3/7/2008 3/7/2008
 3/31/07 10:33 AM 10:33 AM

	CWS-T/B			
	Sub	Account	Amount	Amount
<u>INDIRECT EXPENSES:</u>				
<u>CWS - PARENT:</u>				
BANK SERVICE CHARGES	0298	7758380	0.00	
COMMUNICATION EXPENSES	0298	6759405	13,246.39	97.00
				652.00
TOTAL INDIRECT EXPENSES		2334002	<u>13,246.39</u>	3,367.00
				(4,116.00) 4,116.00
TOTAL COST CENTERS			<u>48,147.13</u>	

A Less Mailsort/Advance expenses already allocated.

B Less Cable & Wireless expenses already allocated.

Distribution of Florida Office Expenses
 SF 90-FLORIDA
 3/31/07

3/7/2008
 10:40 AM

	UIF-T/B		TIERRE VERDE			MID-COUNTY			LAKE PLACID						
	Sub	Amount	%	Account	Amount	%	Account	Amount	%	Account	Amount				
INDIRECT EXPENSES:															
FLORIDA OFFICE:															
TEMP. EMPLOYMENT - CLER	601	6369003	10,626.97	1.78%	0646	6369003	189.00	4.94%	0645	6369003	525.00	0.35%	0641	6369003	37.00
COMPUTER MAINT.	601	6369007		1.78%	0646	6369007	0.00	4.94%	0645	6369007	0.00	0.35%	0641	6369007	0.00
PUBL SUBSCRIPTIONS & TA	601	6759001		1.78%	0646	6759001	0.00	4.94%	0645	6759001	0.00	0.35%	0641	6759001	0.00
ANSWERING SERV	601	6759002	3,579.70	1.78%	0646	6759002	64.00	4.94%	0645	6759002	177.00	0.35%	0641	6759002	13.00
COMPUTER SUPPLIES	601	6759003		1.78%	0646	6759003	0.00	4.94%	0645	6759003	0.00	0.35%	0641	6759003	0.00
PRINTING & BLUEPRINTS	601	6759004		1.78%	0646	6759004	0.00	4.94%	0645	6759004	0.00	0.35%	0641	6759004	0.00
POSTAGE	601	6759005	0.00 A	1.78%	0646	6759005	0.00	4.94%	0645	6759005	0.00	0.35%	0641	6759005	0.00
UPS & AIR FREIGHT	601	6759006	978.83	1.78%	0646	6759006	17.00	4.94%	0645	6759006	48.00	0.35%	0641	6759006	3.00
PRINTING CUSTOMER SERV	601	6759007	2,697.01	1.78%	0646	6759007	48.00	4.94%	0645	6759007	133.00	0.35%	0641	6759007	9.00
XEROX	601	6759008	164.76	1.78%	0646	6759008	3.00	4.94%	0645	6759008	8.00	0.35%	0641	6759008	1.00
OFF SUPPLY STORES	601	6759009	9,611.03	1.78%	0646	6759009	171.00	4.94%	0645	6759009	475.00	0.35%	0641	6759009	34.00
REIM OF OFF EMP EXP	601	6759010	394.67	1.78%	0646	6759010	7.00	4.94%	0645	6759010	19.00	0.35%	0641	6759010	1.00
OFFICE EXPENSES	601	6759011		1.78%	0646	6759011	0.00	4.94%	0645	6759011	0.00	0.35%	0641	6759011	0.00
CLEANING SUPPLIES	601	6759013	216.57	1.78%	0646	6759013	4.00	4.94%	0645	6759013	11.00	0.35%	0641	6759013	1.00
MEMBERSHIPS	601	6759014		1.78%	0646	6759014	0.00	4.94%	0645	6759014	0.00	0.35%	0641	6759014	0.00
PETTY CASH OFFICE	601	6759015		1.78%	0646	6759015	0.00	4.94%	0645	6759015	0.00	0.35%	0641	6759015	0.00
OTHER OFFICE EXPENSES	601	6759090	4,379.17	1.78%	0646	6759090	78.00	4.94%	0645	6759090	216.00	0.35%	0641	6759090	15.00
OFFICE TELEPHONE	601	6759110	3,074.12	1.78%	0646	6759110	55.00	4.94%	0645	6759110	152.00	0.35%	0641	6759110	11.00
OFFICE ELECTRIC	601	6759120	3,110.55	1.78%	0646	6759120	55.00	4.94%	0645	6759120	154.00	0.35%	0641	6759120	11.00
OPERATIONS TELEPHONES	601	6759135	2,335.00	1.78%	0646	6759135	42.00	4.94%	0645	6759135	115.00	0.35%	0641	6759135	8.00
OFFICE CLEANING	601	6759210	3,750.00	1.78%	0646	6759210	67.00	4.94%	0645	6759210	185.00	0.35%	0641	6759210	13.00
LANDSCAPING MOWING & SNOW	601	6759220	180.00	1.78%	0646	6759220	3.00	4.94%	0645	6759220	9.00	0.35%	0641	6759220	1.00
OFFICE GARBAGE REMOVAL	601	6759230	2,583.50	1.78%	0646	6759230	46.00	4.94%	0645	6759230	128.00	0.35%	0641	6759230	9.00
OTHER OFFICE MAINT.	601	6759290		1.78%	0646	6759290	0.00	4.94%	0645	6759290	0.00	0.35%	0641	6759290	0.00
OFFICE EDUCATION/TRAINING	601	7048055		1.78%	0646	7048055	0.00	4.94%	0645	7048055	0.00	0.35%	0641	7048055	0.00
OTHER MISC. GENERAL	601	7758390		1.78%	0646	7758390	0.00	4.94%	0645	7758390	0.00	0.35%	0641	7758390	0.00
DEPRECIATION - OFFICE S'	601	4032090	3,567.09	1.78%	0646	4032090	63.00	4.94%	0645	4032090	176.00	0.35%	0641	4032090	12.00
DEPRECIATION - OFFICE P'	601	4032091	2,111.55	1.78%	0646	4032091	38.00	4.94%	0645	4032091	104.00	0.35%	0641	4032091	7.00
DEPRECIATION - TOOLS	601	4032094	1,128.15	1.78%	0646	4032094	20.00	4.94%	0645	4032094	56.00	0.35%	0641	4032094	4.00
TOTAL INDIRECT EXPENSES	2334002		<u>54,488.67</u>		0646	2334002	<u>(1970.00)</u>		0645	2334002	<u>(2,691.00)</u>		0641	2334002	<u>(190.00)</u>
UIF - PARENT:															
BANK SERVICE CHARGES	0600	7758380		1.78%	0646	7758380	0.00	4.94%	0645	7758380	0.00	0.35%	0641	7758380	0.00
COMMUNICATION EXPENSES	0600	6759405	30,533.26	1.78%	0646	6759405	543.00	4.94%	0645	6759405	1,508.00	0.35%	0641	6759405	107.00
TOTAL INDIRECT EXPENSES	2334002		<u>30,533.26</u>		0646	2334002	<u>(543.00)</u>		0645	2334002	<u>(1,508.00)</u>		0641	2334002	<u>(107.00)</u>
TOTAL COST CENTERS			<u>85,021.93</u>				<u>(1,513.00)</u>				<u>(4,199.00)</u>				<u>(297.00)</u>

A Less Mailsort/Advance expenses already allocated.
 B Less Cable & Wireless expenses already allocated.

Distribution of Florida Office Expenses
 SE 90-FLORIDA
 3/31/07

3/7/2008
 10:40 AM

		UIF-T/B		LAKE UTILITIES, INC.				MILES GRANT				EASTLAKE			
		Sub	Amount	%	Account	Amount	%	Account	Amount	%	Account	Amount			
INDIRECT EXPENSES:															
FLORIDA OFFICE:															
TEMP. EMPLOYMENT - CLER	601	6369003	10,626.97	14.60%	0660	6369003	1,552.00	2.42%	0640	6369003	257.00	1.34%	0643	6369003	142.00
COMPUTER MAINT.	601	6369007		14.60%	0660	6369007	0.00	2.42%	0640	6369007	0.00	1.34%	0643	6369007	0.00
PUBL SUBSCRIPTIONS & TA	601	6759001		14.60%	0660	6759001	0.00	2.42%	0640	6759001	0.00	1.34%	0643	6759001	0.00
ANSWERING SERV	601	6759002	3,579.70	14.60%	0660	6759002	523.00	2.42%	0640	6759002	87.00	1.34%	0643	6759002	48.00
COMPUTER SUPPLIES	601	6759003		14.60%	0660	6759003	0.00	2.42%	0640	6759003	0.00	1.34%	0643	6759003	0.00
PRINTING & BLUEPRINTS	601	6759004		14.60%	0660	6759004	0.00	2.42%	0640	6759004	0.00	1.34%	0643	6759004	0.00
POSTAGE	601	6759005	0.00	14.60%	0660	6759005	0.00	2.42%	0640	6759005	0.00	1.34%	0643	6759005	0.00
UPS & AIR FREIGHT	601	6759006	978.83	14.60%	0660	6759006	143.00	2.42%	0640	6759006	24.00	1.34%	0643	6759006	13.00
PRINTING CUSTOMER SERVI	601	6759007	2,697.01	14.60%	0660	6759007	394.00	2.42%	0640	6759007	65.00	1.34%	0643	6759007	36.00
XEROX	601	6759008	164.76	14.60%	0660	6759008	24.00	2.42%	0640	6759008	4.00	1.34%	0643	6759008	2.00
OFF SUPPLY STORES	601	6759009	9,611.03	14.60%	0660	6759009	1,403.00	2.42%	0640	6759009	233.00	1.34%	0643	6759009	129.00
REIM OF OFF EMP EXP	601	6759010	394.67	14.60%	0660	6759010	58.00	2.42%	0640	6759010	10.00	1.34%	0643	6759010	5.00
OFFICE EXPENSES	601	6759011		14.60%	0660	6759011	0.00	2.42%	0640	6759011	0.00	1.34%	0643	6759011	0.00
CLEANING SUPPLIES	601	6759013	216.57	14.60%	0660	6759013	32.00	2.42%	0640	6759013	5.00	1.34%	0643	6759013	3.00
MEMBERSHIPS	601	6759014		14.60%	0660	6759014	0.00	2.42%	0640	6759014	0.00	1.34%	0643	6759014	0.00
PETTY CASH OFFICE	601	6759015		14.60%	0660	6759015	0.00	2.42%	0640	6759015	0.00	1.34%	0643	6759015	0.00
OTHER OFFICE EXPENSES	601	6759090	4,379.17	14.60%	0660	6759090	639.00	2.42%	0640	6759090	106.00	1.34%	0643	6759090	59.00
OFFICE TELEPHONE	601	6759110	3,074.12	14.60%	0660	6759110	449.00	2.42%	0640	6759110	74.00	1.34%	0643	6759110	41.00
OFFICE ELECTRIC	601	6759120	3,110.55	14.60%	0660	6759120	454.00	2.42%	0640	6759120	75.00	1.34%	0643	6759120	42.00
OPERATIONS TELEPHONES	601	6759135	2,335.00	14.60%	0660	6759135	341.00	2.42%	0640	6759135	57.00	1.34%	0643	6759135	31.00
OFFICE CLEANING	601	6759210	3,750.00	14.60%	0660	6759210	548.00	2.42%	0640	6759210	91.00	1.34%	0643	6759210	50.00
LANDSCAPING MOWING & SNOW	601	6759220	180.00	14.60%	0660	6759220	26.00	2.42%	0640	6759220	4.00	1.34%	0643	6759220	2.00
OFFICE GARBAGE REMOVAL	601	6759230	2,583.50	14.60%	0660	6759230	377.00	2.42%	0640	6759230	63.00	1.34%	0643	6759230	35.00
OTHER OFFICE MAINT.	601	6759290		14.60%	0660	6759290	0.00	2.42%	0640	6759290	0.00	1.34%	0643	6759290	0.00
OFFICE EDUCATION/TRAINING	601	7048055		14.60%	0660	7048055	0.00	2.42%	0640	7048055	0.00	1.34%	0643	7048055	0.00
OTHER HISC. GENERAL	601	7758390		14.60%	0660	7758390	0.00	2.42%	0640	7758390	0.00	1.34%	0643	7758390	0.00
DEPRECIATION - OFFICE S'	601	4032090	3,567.09	14.60%	0660	4032090	521.00	2.42%	0640	4032090	86.00	1.34%	0643	4032090	48.00
DEPRECIATION - OFFICE F'	601	4032091	2,111.55	14.60%	0660	4032091	308.00	2.42%	0640	4032091	51.00	1.34%	0643	4032091	28.00
DEPRECIATION - TOOLS	601	4032094	1,128.15	14.60%	0660	4032094	165.00	2.42%	0640	4032094	27.00	1.34%	0643	4032094	15.00
TOTAL INDIRECT EXPENSES		2334002	<u>54,488.67</u>		0660	2334002	<u>(7,957.00)</u>		0640	2334002	<u>(1,319.00)</u>		0643	2334002	<u>(729.00)</u>
UIF - PARENT:															
BANK SERVICE CHARGES	0600	7758380		14.60%	0660	7758380	0.00	2.42%	0640	7758380	0.00	1.34%	0643	7758380	0.00
COMMUNICATION EXPENSES	0600	6759405	30,533.26	14.60%	0660	6759405	4,458.00	2.42%	0640	6759405	739.00	1.34%	0643	6759405	409.00
TOTAL INDIRECT EXPENSES		2334002	<u>30,533.26</u>		0660	2334002	<u>(4,458.00)</u>		0640	2334002	<u>(739.00)</u>		0643	2334002	<u>(409.00)</u>
TOTAL COST CENTERS			<u>85,021.93</u>				<u>(12,415.00)</u>				<u>(2,058.00)</u>				<u>(1,138.00)</u>

A Less Mailsort/Advance expenses already allocated.
 B Less Cable & Wireless expenses already allocated.

Distribution of Florida Office Expenses
 SE 90-FLORIDA
 3/31/07

3/7/2008
 10:40 AM

		UIF-T/B		PEBBLE CREEK				WEDGEFIELD UTILITIES, INC.				UTILITIES, INC. OF LONGWOOD			
		Sub	Amount	%	Account	Amount	%	Account	Amount	%	Account	Amount	%	Account	Amount
INDIRECT EXPENSES:															
FLORIDA OFFICE:															
TEMP. EMPLOYMENT - CLER	601	6369003	10,626.97	3.26%	0644	6369003	346.00	3.41%	0649	6369003	362.00	2.66%	0648	6369003	283.00
COMPUTER MAINT.	601	6369007		3.26%	0644	6369007	0.00	3.41%	0649	6369007	0.00	2.66%	0648	6369007	0.00
PUBL SUBSCRIPTIONS & TA	601	6759001		3.26%	0644	6759001	0.00	3.41%	0649	6759001	0.00	2.66%	0648	6759001	0.00
ANSWERING SERV	601	6759002	3,579.70	3.26%	0644	6759002	117.00	3.41%	0649	6759002	122.00	2.66%	0648	6759002	95.00
COMPUTER SUPPLIES	601	6759003		3.26%	0644	6759003	0.00	3.41%	0649	6759003	0.00	2.66%	0648	6759003	0.00
PRINTING & BLUEPRINTS	601	6759004		3.26%	0644	6759004	0.00	3.41%	0649	6759004	0.00	2.66%	0648	6759004	0.00
POSTAGE	601	6759005	0.00	3.26%	0644	6759005	0.00	3.41%	0649	6759005	0.00	2.66%	0648	6759005	0.00
UPS & AIR FREIGHT	601	6759006	978.83	3.26%	0644	6759006	32.00	3.41%	0649	6759006	33.00	2.66%	0648	6759006	26.00
PRINTING CUSTOMER SERVI	601	6759007	2,697.01	3.26%	0644	6759007	88.00	3.41%	0649	6759007	92.00	2.66%	0648	6759007	72.00
XEROX	601	6759008	164.76	3.26%	0644	6759008	5.00	3.41%	0649	6759008	6.00	2.66%	0648	6759008	4.00
OFF SUPPLY STORES	601	6759009	9,611.03	3.26%	0644	6759009	313.00	3.41%	0649	6759009	328.00	2.66%	0648	6759009	256.00
REIM OF OFF EMP EXP	601	6759010	394.67	3.26%	0644	6759010	13.00	3.41%	0649	6759010	13.00	2.66%	0648	6759010	10.00
OFFICE EXPENSES	601	6759011		3.26%	0644	6759011	0.00	3.41%	0649	6759011	0.00	2.66%	0648	6759011	0.00
CLEANING SUPPLIES	601	6759013	216.57	3.26%	0644	6759013	7.00	3.41%	0649	6759013	7.00	2.66%	0648	6759013	6.00
MEMBERSHIPS	601	6759014		3.26%	0644	6759014	0.00	3.41%	0649	6759014	0.00	2.66%	0648	6759014	0.00
PETTY CASH OFFICE	601	6759015		3.26%	0644	6759015	0.00	3.41%	0649	6759015	0.00	2.66%	0648	6759015	0.00
OTHER OFFICE EXPENSES	601	6759090	4,379.17	3.26%	0644	6759090	143.00	3.41%	0649	6759090	149.00	2.66%	0648	6759090	116.00
OFFICE TELEPHONE	601	6759110	3,074.12	3.26%	0644	6759110	100.00	3.41%	0649	6759110	105.00	2.66%	0648	6759110	82.00
OFFICE ELECTRIC	601	6759120	3,110.55	3.26%	0644	6759120	101.00	3.41%	0649	6759120	106.00	2.66%	0648	6759120	83.00
OPERATIONS TELEPHONES	601	6759135	2,335.00	3.26%	0644	6759135	76.00	3.41%	0649	6759135	80.00	2.66%	0648	6759135	62.00
OFFICE CLEANING	601	6759210	3,750.00	3.26%	0644	6759210	122.00	3.41%	0649	6759210	128.00	2.66%	0648	6759210	100.00
LANDSCAPING MOWING & SNOW	601	6759220	180.00	3.26%	0644	6759220	6.00	3.41%	0649	6759220	6.00	2.66%	0648	6759220	5.00
OFFICE GARBAGE REMOVAL	601	6759230	2,583.50	3.26%	0644	6759230	84.00	3.41%	0649	6759230	88.00	2.66%	0648	6759230	69.00
OTHER OFFICE MAINT.	601	6759290		3.26%	0644	6759290	0.00	3.41%	0649	6759290	0.00	2.66%	0648	6759290	0.00
OFFICE EDUCATION/TRAININ	601	7048055		3.26%	0644	7048055	0.00	3.41%	0649	7048055	0.00	2.66%	0648	7048055	0.00
OTHER MISC. GENERAL	601	7758390		3.26%	0644	7758390	0.00	3.41%	0649	7758390	0.00	2.66%	0648	7758390	0.00
DEPRECIATION - OFFICE S'	601	4032090	3,567.09	3.26%	0644	4032090	116.00	3.41%	0649	4032090	122.00	2.66%	0648	4032090	95.00
DEPRECIATION - OFFICE F'	601	4032091	2,111.55	3.26%	0644	4032091	69.00	3.41%	0649	4032091	72.00	2.66%	0648	4032091	56.00
DEPRECIATION - TOOLS	601	4032094	1,128.15	3.26%	0644	4032094	37.00	3.41%	0649	4032094	38.00	2.66%	0648	4032094	30.00
TOTAL INDIRECT EXPENSES		2334002	54,488.67		0644	2334002	(1,775.00)		0649	2334002	(1,857.00)		0648	2334002	(1,450.00)
UIF - PARENT:															
BANK SERVICE CHARGES	0600	7758380		3.26%	0644	7758380	0.00	3.41%	0649	7758380	0.00	2.66%	0648	7758380	0.00
COMMUNICATION EXPENSES	0600	6759405	30,533.26	3.26%	0644	6759405	995.00	3.41%	0649	6759405	1,041.00	2.66%	0648	6759405	812.00
TOTAL INDIRECT EXPENSES		2334002	30,533.26		0644	2334002	(995.00)		0649	2334002	(1,041.00)		0648	2334002	(812.00)
TOTAL COST CENTERS			<u>85,021.93</u>				<u>(2,770.00)</u>				<u>(2,898.00)</u>				<u>(2,262.00)</u>

A Less Mailsort/Advance expenses already allocated.
 B Less Cable & Wireless expenses already allocated.

Distribution of Florida Office Expenses
 SE 90-FLORIDA
 3/31/07

3/7/2008
 10:40 AM

	UIF-T/B		ALAFAYA			EAGLE RIDGE			CYPRESS LAKES					
	Sub	Amount	%	Account	Amount	%	Account	Amount	%	Account	Amount			
INDIRECT EXPENSES:														
FLORIDA OFFICE:														
TEMP. EMPLOYMENT - CLER	601	6369003	10.78%	0647	6369003	1,146.00	3.73%	0673	6369003	396.00	2.61%	0672	6369003	277.00
COMPUTER MAINT.	601	6369007	10.78%	0647	6369007	0.00	3.73%	0673	6369007	0.00	2.61%	0672	6369007	0.00
PUBL. SUBSCRIPTIONS & TA	601	6759001	10.78%	0647	6759001	0.00	3.73%	0673	6759001	0.00	2.61%	0672	6759001	0.00
ANSWERING SERV	601	6759002	10.78%	0647	6759002	326.00	3.73%	0673	6759002	134.00	2.61%	0672	6759002	93.00
COMPUTER SUPPLIES	601	6759003	10.78%	0647	6759003	0.00	3.73%	0673	6759003	0.00	2.61%	0672	6759003	0.00
PRINTING & BLUEPRINTS	601	6759004	10.78%	0647	6759004	0.00	3.73%	0673	6759004	0.00	2.61%	0672	6759004	0.00
POSTAGE	601	6759005	10.78%	0647	6759005	0.00	3.73%	0673	6759005	0.00	2.61%	0672	6759005	0.00
UPS & AIR FREIGHT	601	6759006	10.78%	0647	6759006	106.00	3.73%	0673	6759006	37.00	2.61%	0672	6759006	26.00
PRINTING CUSTOMER SERVI	601	6759007	10.78%	0647	6759007	291.00	3.73%	0673	6759007	101.00	2.61%	0672	6759007	70.00
XEROX	601	6759008	10.78%	0647	6759008	18.00	3.73%	0673	6759008	6.00	2.61%	0672	6759008	4.00
OFF SUPPLY STORES	601	6759009	10.78%	0647	6759009	1,036.00	3.73%	0673	6759009	358.00	2.61%	0672	6759009	251.00
REIM OF OFF EMP EXP	601	6759010	10.78%	0647	6759010	43.00	3.73%	0673	6759010	15.00	2.61%	0672	6759010	10.00
OFFICE EXPENSES	601	6759011	10.78%	0647	6759011	0.00	3.73%	0673	6759011	0.00	2.61%	0672	6759011	0.00
CLEANING SUPPLIES	601	6759013	10.78%	0647	6759013	23.00	3.73%	0673	6759013	8.00	2.61%	0672	6759013	6.00
MEMBERSHIPS	601	6759014	10.78%	0647	6759014	0.00	3.73%	0673	6759014	0.00	2.61%	0672	6759014	0.00
PETTY CASH OFFICE	601	6759015	10.78%	0647	6759015	0.00	3.73%	0673	6759015	0.00	2.61%	0672	6759015	0.00
OTHER OFFICE EXPENSES	601	6759090	10.78%	0647	6759090	472.00	3.73%	0673	6759090	163.00	2.61%	0672	6759090	114.00
OFFICE TELEPHONE	601	6759110	10.78%	0647	6759110	331.00	3.73%	0673	6759110	115.00	2.61%	0672	6759110	80.00
OFFICE ELECTRIC	601	6759120	10.78%	0647	6759120	335.00	3.73%	0673	6759120	116.00	2.61%	0672	6759120	81.00
OPERATIONS TELEPHONES	601	6759135	10.78%	0647	6759135	252.00	3.73%	0673	6759135	87.00	2.61%	0672	6759135	61.00
OFFICE CLEANING	601	6759210	10.78%	0647	6759210	404.00	3.73%	0673	6759210	140.00	2.61%	0672	6759210	98.00
LNDSCPNG MOWING & SNOW	601	6759220	10.78%	0647	6759220	19.00	3.73%	0673	6759220	7.00	2.61%	0672	6759220	5.00
OFFICE GARBAGE REMOVAL	601	6759230	10.78%	0647	6759230	279.00	3.73%	0673	6759230	96.00	2.61%	0672	6759230	67.00
OTHER OFFICE MAINT.	601	6759290	10.78%	0647	6759290	0.00	3.73%	0673	6759290	0.00	2.61%	0672	6759290	0.00
OFFICE EDUCATION/TRAINI	601	7048055	10.78%	0647	7048055	0.00	3.73%	0673	7048055	0.00	2.61%	0672	7048055	0.00
OTHER MISC. GENERAL	601	7758390	10.78%	0647	7758390	0.00	3.73%	0673	7758390	0.00	2.61%	0672	7758390	0.00
DEPRECIATION - OFFICE S	601	4032090	10.78%	0647	4032090	385.00	3.73%	0673	4032090	133.00	2.61%	0672	4032090	93.00
DEPRECIATION - OFFICE FI	601	4032091	10.78%	0647	4032091	228.00	3.73%	0673	4032091	79.00	2.61%	0672	4032091	55.00
DEPRECIATION - TOOLS	601	4032094	10.78%	0647	4032094	122.00	3.73%	0673	4032094	42.00	2.61%	0672	4032094	29.00
TOTAL INDIRECT EXPENSES		2334002		0647	2334002	<u>(5,876.00)</u>		0673	2334002	<u>(2,033.00)</u>		0672	2334002	<u>(1,420.00)</u>
UIF - PARENT:														
BANK SERVICE CHARGES	0600	7758380	10.78%	0647	7758380	0.00	3.73%	0673	7758380	0.00	2.61%	0672	7758380	0.00
COMMUNICATION EXPENSES	0600	6759405	10.78%	0647	6759405	3,291.00	3.73%	0673	6759405	<u>1,139.00</u>	2.61%	0672	6759405	<u>797.00</u>
TOTAL INDIRECT EXPENSES		2334002		0647	2334002	<u>(3,291.00)</u>		0673	2334002	<u>(1,139.00)</u>		0672	2334002	<u>(797.00)</u>
TOTAL COST CENTERS		<u>85,021.93</u>				<u>(9,167.00)</u>				<u>(3,172.00)</u>				<u>(2,217.00)</u>

A Less Mailsort/Advance expenses already allocated.
 B Less Cable & Wireless expenses already allocated.

Distribution of Florida Office Expenses
 SE 90-FLORIDA
 3/31/07

3/7/2008
 10:40 AM

INDIRECT EXPENSES:	UIF-T/B		SANLANDO			SANDALHAVEN			SOUTHGATE						
	Sub	Amount	%	Account	Amount	%	Account	Amount	%	Account	Amount				
FLORIDA OFFICE:															
TEMP. EMPLOYMENT - CLER	601	6369003	10,626.97	24.25%	0680	6369003	2,577.00	1.45%	0690	6369003	154.00	4.25%	0695	6369003	452.00
COMPUTER MAINT.	601	6369007		24.25%	0680	6369007	0.00	1.45%	0690	6369007	0.00	4.25%	0695	6369007	0.00
PUBL SUBSCRIPTIONS & TA	601	6759001		24.25%	0680	6759001	0.00	1.45%	0690	6759001	0.00	4.25%	0695	6759001	0.00
ANSWERING SERV	601	6759002	3,579.70	24.25%	0680	6759002	868.00	1.45%	0690	6759002	52.00	4.25%	0695	6759002	152.00
COMPUTER SUPPLIES	601	6759003		24.25%	0680	6759003	0.00	1.45%	0690	6759003	0.00	4.25%	0695	6759003	0.00
PRINTING & BLUEPRINTS	601	6759004		24.25%	0680	6759004	0.00	1.45%	0690	6759004	0.00	4.25%	0695	6759004	0.00
POSTAGE	601	6759005	0.00	24.25%	0680	6759005	0.00	1.45%	0690	6759005	0.00	4.25%	0695	6759005	0.00
UPS & AIR FREIGHT	601	6759006	978.83	24.25%	0680	6759006	237.00	1.45%	0690	6759006	14.00	4.25%	0695	6759006	42.00
PRINTING CUSTOMER SERVI	601	6759007	2,697.01	24.25%	0680	6759007	654.00	1.45%	0690	6759007	39.00	4.25%	0695	6759007	115.00
XEROX	601	6759008	164.76	24.25%	0680	6759008	40.00	1.45%	0690	6759008	2.00	4.25%	0695	6759008	7.00
OFF SUPPLY STORES	601	6759009	9,611.03	24.25%	0680	6759009	2,331.00	1.45%	0690	6759009	139.00	4.25%	0695	6759009	408.00
REIM OF OFF EMP EXP	601	6759010	394.67	24.25%	0680	6759010	96.00	1.45%	0690	6759010	6.00	4.25%	0695	6759010	17.00
OFFICE EXPENSES	601	6759011		24.25%	0680	6759011	0.00	1.45%	0690	6759011	0.00	4.25%	0695	6759011	0.00
CLEANING SUPPLIES	601	6759013	216.57	24.25%	0680	6759013	53.00	1.45%	0690	6759013	3.00	4.25%	0695	6759013	9.00
MEMBERSHIPS	601	6759014		24.25%	0680	6759014	0.00	1.45%	0690	6759014	0.00	4.25%	0695	6759014	0.00
PETTY CASH OFFICE	601	6759015		24.25%	0680	6759015	0.00	1.45%	0690	6759015	0.00	4.25%	0695	6759015	0.00
OTHER OFFICE EXPENSES	601	6759090	4,379.17	24.25%	0680	6759090	1,062.00	1.45%	0690	6759090	63.00	4.25%	0695	6759090	186.00
OFFICE TELEPHONE	601	6759110	3,074.12	24.25%	0680	6759110	745.00	1.45%	0690	6759110	45.00	4.25%	0695	6759110	131.00
OFFICE ELECTRIC	601	6759120	3,110.55	24.25%	0680	6759120	754.00	1.45%	0690	6759120	45.00	4.25%	0695	6759120	132.00
OPERATIONS TELEPHONES	601	6759135	2,335.00	24.25%	0680	6759135	566.00	1.45%	0690	6759135	34.00	4.25%	0695	6759135	99.00
OFFICE CLEANING	601	6759210	3,750.00	24.25%	0680	6759210	909.00	1.45%	0690	6759210	54.00	4.25%	0695	6759210	159.00
LANDSCPING MOWING & SNOW	601	6759220	180.00	24.25%	0680	6759220	44.00	1.45%	0690	6759220	3.00	4.25%	0695	6759220	8.00
OFFICE GARBAGE REMOVAL	601	6759230	2,583.50	24.25%	0680	6759230	626.00	1.45%	0690	6759230	37.00	4.25%	0695	6759230	110.00
OTHER OFFICE MAINT.	601	6759290		24.25%	0680	6759290	0.00	1.45%	0690	6759290	0.00	4.25%	0695	6759290	0.00
OFFICE EDUCATION/TRAINI	601	7048055		24.25%	0680	7048055	0.00	1.45%	0690	7048055	0.00	4.25%	0695	7048055	0.00
OTHER MISC. GENERAL	601	7758390		24.25%	0680	7758390	0.00	1.45%	0690	7758390	0.00	4.25%	0695	7758390	0.00
DEPRECIATION - OFFICE S	601	4032090	3,567.09	24.25%	0680	4032090	865.00	1.45%	0690	4032090	52.00	4.25%	0695	4032090	152.00
DEPRECIATION - OFFICE F	601	4032091	2,111.55	24.25%	0680	4032091	512.00	1.45%	0690	4032091	31.00	4.25%	0695	4032091	90.00
DEPRECIATION - TOOLS	601	4032094	1,128.15	24.25%	0680	4032094	274.00	1.45%	0690	4032094	16.00	4.25%	0695	4032094	48.00
TOTAL INDIRECT EXPENSES		2334002	<u>54,488.67</u>		0680	2334002	<u>(13,213.00)</u>		0690	2334002	<u>(789.00)</u>		0695	2334002	<u>(2,317.00)</u>
UIF - PARENT:															
BANK SERVICE CHARGES	0600	7758380		24.25%	0680	7758380	0.00	1.45%	0690	7758380	0.00	4.25%	0695	7758380	0.00
COMMUNICATION EXPENSES	0600	6759405	30,533.26	24.25%	0680	6759405	7,404.00	1.45%	0690	6759405	443.00	4.25%	0695	6759405	1,298.00
TOTAL INDIRECT EXPENSES		2334002	<u>30,533.26</u>		0680	2334002	<u>(7,404.00)</u>		0690	2334002	<u>(443.00)</u>		0695	2334002	<u>(1,298.00)</u>
TOTAL COST CENTERS			<u>85,021.93</u>				<u>(20,617.00)</u>				<u>(1,232.00)</u>				<u>(3,615.00)</u>

A Less Mailsort/Advance expenses already allocated.
 B Less Cable & Wireless expenses already allocated.

Distribution of Florida Office Expenses
SE 90-FLORIDA
3/31/07

3/7/2008
10:40 AM

	UIF-T/B		BAYSIDE		SANDY CREEK		LABRADOR								
	Sub	Amount	%	Account	Amount	%	Account	Amount							
INDIRECT EXPENSES:															
FLORIDA OFFICE:															
TEMP. EMPLOYMENT - CLER	601	6369003	10,626.97	0.36%	0694	6369003	38.00	0.42%	0699	6369003	45.00	1.72%	0693	6369003	183.00
COMPUTER MAINT.	601	6369007		0.36%	0694	6369007	0.00	0.42%	0699	6369007	0.00	1.72%	0693	6369007	0.00
PUBL SUBSCRIPTIONS & TA	601	6759001		0.36%	0694	6759001	0.00	0.42%	0699	6759001	0.00	1.72%	0693	6759001	0.00
ANSWERING SERV	601	6759002	3,579.70	0.36%	0694	6759002	13.00	0.42%	0699	6759002	15.00	1.72%	0693	6759002	62.00
COMPUTER SUPPLIES	601	6759003		0.36%	0694	6759003	0.00	0.42%	0699	6759003	0.00	1.72%	0693	6759003	0.00
PRINTING & BLUEPRINTS	601	6759004		0.36%	0694	6759004	0.00	0.42%	0699	6759004	0.00	1.72%	0693	6759004	0.00
POSTAGE	601	6759005	0.00	0.36%	0694	6759005	0.00	0.42%	0699	6759005	0.00	1.72%	0693	6759005	0.00
UPS & AIR FREIGHT	601	6759006	978.83	0.36%	0694	6759006	4.00	0.42%	0699	6759006	4.00	1.72%	0693	6759006	17.00
PRINTING CUSTOMER SERVI	601	6759007	2,697.01	0.36%	0694	6759007	10.00	0.42%	0699	6759007	11.00	1.72%	0693	6759007	46.00
XEROX	601	6759008	164.76	0.36%	0694	6759008	2.00	0.42%	0699	6759008	1.00	1.72%	0693	6759008	3.00
OFF SUPPLY STORES	601	6759009	9,611.03	0.36%	0694	6759009	35.00	0.42%	0699	6759009	40.00	1.72%	0693	6759009	165.00
REIM OF OFF EMP EXP	601	6759010	394.67	0.36%	0694	6759010	1.00	0.42%	0699	6759010	2.00	1.72%	0693	6759010	7.00
OFFICE EXPENSES	601	6759011		0.36%	0694	6759011	0.00	0.42%	0699	6759011	0.00	1.72%	0693	6759011	0.00
CLEANING SUPPLIES	601	6759013	216.57	0.36%	0694	6759013	1.00	0.42%	0699	6759013	1.00	1.72%	0693	6759013	4.00
MEMBERSHIPS	601	6759014		0.36%	0694	6759014	0.00	0.42%	0699	6759014	0.00	1.72%	0693	6759014	0.00
PETTY CASH OFFICE	601	6759015		0.36%	0694	6759015	0.00	0.42%	0699	6759015	0.00	1.72%	0693	6759015	0.00
OTHER OFFICE EXPENSES	601	6759090	4,379.17	0.36%	0694	6759090	16.00	0.42%	0699	6759090	18.00	1.72%	0693	6759090	75.00
OFFICE TELEPHONE	601	6759110	3,074.12	0.36%	0694	6759110	11.00	0.42%	0699	6759110	13.00	1.72%	0693	6759110	53.00
OFFICE ELECTRIC	601	6759120	3,110.55	0.36%	0694	6759120	11.00	0.42%	0699	6759120	13.00	1.72%	0693	6759120	54.00
OPERATIONS TELEPHONES	601	6759135	2,335.00	0.36%	0694	6759135	8.00	0.42%	0699	6759135	10.00	1.72%	0693	6759135	40.00
OFFICE CLEANING	601	6759210	3,750.00	0.36%	0694	6759210	14.00	0.42%	0699	6759210	16.00	1.72%	0693	6759210	65.00
LANDSCAPING MOWING & SNOW	601	6759220	180.00	0.36%	0694	6759220	1.00	0.42%	0699	6759220	1.00	1.72%	0693	6759220	3.00
OFFICE GARBAGE REMOVAL	601	6759230	2,583.50	0.36%	0694	6759230	9.00	0.42%	0699	6759230	11.00	1.72%	0693	6759230	44.00
OTHER OFFICE MAINT.	601	6759290		0.36%	0694	6759290	0.00	0.42%	0699	6759290	0.00	1.72%	0693	6759290	0.00
OFFICE EDUCATION/TRAINING	601	7048055		0.36%	0694	7048055	0.00	0.42%	0699	7048055	0.00	1.72%	0693	7048055	0.00
OTHER MISC. GENERAL	601	7758390		0.36%	0694	7758390	0.00	0.42%	0699	7758390	0.00	1.72%	0693	7758390	0.00
DEPRECIATION - OFFICE S	601	4032090	3,567.09	0.36%	0694	4032090	13.00	0.42%	0699	4032090	15.00	1.72%	0693	4032090	61.00
DEPRECIATION - OFFICE F	601	4032091	2,111.55	0.36%	0694	4032091	8.00	0.42%	0699	4032091	9.00	1.72%	0693	4032091	36.00
DEPRECIATION - TOOLS	601	4032094	1,128.15	0.36%	0694	4032094	4.00	0.42%	0699	4032094	5.00	1.72%	0693	4032094	19.00
TOTAL INDIRECT EXPENSES		2334002	<u>54,488.67</u>		0694	2334002	<u>(198.00)</u>		0699	2334002	<u>(230.00)</u>		0693	2334002	<u>(937.00)</u>
UIF - PARENT:															
BANK SERVICE CHARGES	0600	7758380		0.36%	0694	7758380	0.00	0.42%	0699	7758380	0.00	1.72%	0693	7758380	0.00
COMMUNICATION EXPENSES	0600	6759405	30,533.26	0.36%	0694	6759405	110.00	0.42%	0699	6759405	128.00	1.72%	0693	6759405	525.00
TOTAL INDIRECT EXPENSES		2334002	<u>30,533.26</u>		0694	2334002	<u>(110.00)</u>		0699	2334002	<u>(128.00)</u>		0693	2334002	<u>(525.00)</u>
TOTAL COST CENTERS			<u>85,021.93</u>				<u>(308.00)</u>				<u>(358.00)</u>				<u>(1,462.00)</u>

A Less Mailsort/Advance expenses already allocated.
S Less Cable & Wireless expenses already allocated.

Distribution of Florida Office Expenses
 SE 90-FLORIDA
 3/31/07

3/7/2008
 10:40 AM

3/7/2008
 10:40 AM

	UIF-T/B		UIF		WSC	
	Sub	Amount	Account	Amount	Account	Amount
INDIRECT EXPENSES:						
FLORIDA OFFICE:						
TEMP. EMPLOYMENT - CLER	601	6369003	0601	6369003		
COMPUTER MAINT.	601	6369007	0601	6369007		
PUBL SUBSCRIPTIONS & TA	601	6759001	0601	6759001		
ANSWERING SERV	601	6759002	0601	6759002		
COMPUTER SUPPLIES	601	6759003	0601	6759003		
PRINTING & BLUEPRINTS	601	6759004	0601	6759004		
POSTAGE	601	6759005	0601	6759005		
UPS & AIR FREIGHT	601	6759006	0601	6759006		
PRINTING CUSTOMER SERV	601	6759007	0601	6759007		
XEROX	601	6759008	0601	6759008		
OFF SUPPLY STORES	601	6759009	0601	6759009	0005	1451104
REIM OF OFF EMP EXP	601	6759010	0601	6759010	0005	1451103
OFFICE EXPENSES	601	6759011	0601	6759011	0005	1451101
CLEANING SUPPLIES	601	6759013	0601	6759013	0005	1451072
MEMBERSHIPS	601	6759014	0601	6759014	0005	1451073
PETTY CASH OFFICE	601	6759015	0601	6759015	0005	1451061
OTHER OFFICE EXPENSES	601	6759090	0601	6759090	0005	1451088
OFFICE TELEPHONE	601	6759110	0601	6759110	0005	1451062
OFFICE ELECTRIC	601	6759120	0601	6759120	0005	1451089
OPERATIONS TELEPHONES	601	6759135	0601	6759135	0005	1451091
OFFICE CLEANING	601	6759210	0601	6759210		
LANDSCAPING MOWING & SNOW	601	6759220	0601	6759220	0005	1451064
OFFICE GARBAGE REMOVAL	601	6759230	0601	6759230	0005	1451066
OTHER OFFICE MAINT.	601	6759290	0601	6759290	0005	1451069
OFFICE EDUCATION/TRAINING	601	7048055	0601	7048055	0005	1451068
OTHER MISC. GENERAL	601	7758390	0601	7758390	0005	1451067
DEPRECIATION - OFFICE S	601	4032090	0601	4032090	0005	1451105
DEPRECIATION - OFFICE F	601	4032091	0601	4032091	0005	1451109
DEPRECIATION - TOOLS	601	4032094	0601	4032094	0005	1451106
TOTAL INDIRECT EXPENSES	2334002	<u>54,488.67</u>	0600	2334002	0005	1451090
				<u>45,951.00</u>		(71,698.00)
UIF - PARENT:						
BANK SERVICE CHARGES	0600	7758380	0600	7758380		
COMMUNICATION EXPENSES	0600	6759405	0600	6759405		
TOTAL INDIRECT EXPENSES	2334002	<u>30,533.26</u>	0600	2334002		
				<u>25,747.00</u>		
TOTAL COST CENTERS						
		<u>85,021.93</u>		<u>71,698.00</u>		

A Less Mailsort/Advance expenses already allocated.
 B Less Cable & Wireless expenses already allocated.

Distribution of Illinois Cost Center
SE 90-IL.OFFICE
3/31/07

3/7/2008
10:43 AM

Acct Name	Sub	Acct #	Amount to be Alloc	Alloc Method	Apple Canyon			Camelot			Charmar		
					Sub #	Acct #	Amount	Sub #	Acct #	Amount	Sub #	Acct #	Amount
Legal Fees	99	6338001	4,182.00	[c]	0010	6338001	278.00	0014	6338001	94.00	0018	6338001	15.00
Computer Maint.	99	6369007		[b]	0010	6369007	0.00	0014	6369007	0.00	0018	6369007	0.00
Computer Amort & Prog cost	99	6369009	309.32	[b]	0010	6369009	21.00	0014	6369009	5.00	0018	6369009	1.00
Rate Case Exp.	99	7668010		[d]	0010	7668010	0.00	0014	7668010	0.00	0018	7668010	0.00
Rent - Burla Enterprises	99	6419090	6,507.00	[b]	0010	6419027	432.00	0014	6419027	103.00	0018	6419027	17.00
Answering Serv	99	6759002	2,720.44	[b]	0010	6759002	181.00	0014	6759002	43.00	0018	6759002	7.00
Printing & Blueprints	99	6759004		[b]	0010	6759004	0.00	0014	6759004	0.00	0018	6759004	0.00
Computer Supplies	99	6759003		[b]	0010	6759003	0.00	0014	6759003	0.00	0018	6759003	0.00
Postage & postage Meter - Office	99	6759005	(432.98)	[b]	0010	6759005	(29.00)	0014	6759005	(7.00)	0018	6759005	(1.00)
UPS & Air Freight	99	6759006	258.40	[b]	0010	6759006	17.00	0014	6759006	4.00	0018	6759006	1.00
Office Supply Stores	99	6759009	180.74	[b]	0010	6759009	12.00	0014	6759009	3.00	0018	6759009	0.00
Other Office Expenses	99	6759090		[b]	0010	6759090	0.00	0014	6759090	0.00	0018	6759090	0.00
Operations Telephones	99	6759135	1,364.95	[b]	0010	6759135	91.00	0014	6759135	22.00	0018	6759135	4.00
Operations Telephones - LD	99	6759136	127.90	[b]	0010	6759136	8.00	0014	6759136	2.00	0018	6759136	0.00
Meals and Related Exp.	99	7758370	62.40	[b]	0010	7758370	4.00	0014	7758370	1.00	0018	7758370	0.00
Other Misc. General	99	7758390	669.20	[b]	0010	7758390	44.00	0014	7758390	11.00	0018	7758390	2.00
Operators Expense	99	6205003		[b]	0010	6205003	0.00	0014	6205003	0.00	0018	6205003	0.00
Communication Expense	99	6759405	5,638.13	[b]	0010	6759405	374.00	0014	6759405	90.00	0018	6759405	15.00
Operators Ed Exp.	99	6759410	192.95	[b]	0010	6759410	13.00	0014	6759410	3.00	0018	6759410	1.00
Operators Postage	99	6759413		[b]	0010	6759413	0.00	0014	6759413	0.00	0018	6759413	0.00
Oper. Office Supply Stores	99	6759414		[b]	0010	6759414	0.00	0014	6759414	0.00	0018	6759414	0.00
Operators Memberships	99	6759416	(130.00)	[b]	0010	6759416	(9.00)	0014	6759416	(2.00)	0018	6759416	0.00
Operators Cleaning Supplies	99	6759017		[b]	0010	6759017	0.00	0014	6759017	0.00	0018	6759017	0.00
Operators Other Office	99	6759018		[b]	0010	6759018	0.00	0014	6759018	0.00	0018	6759018	0.00
Operators Publications	99	6759019		[b]	0010	6759019	0.00	0014	6759019	0.00	0018	6759019	0.00
Sales/Use Tax Expense	99	6759430		[b]	0010	6759430	0.00	0014	6759430	0.00	0018	6759430	0.00
Gasoline	99	6501020	16,629.97	[c]	0010	6501020	1,557.00	0014	6501020	374.00	0018	6501020	62.00
Auto Repairs & Tires	99	6501030	13,298.84	[c]	0010	6501030	1,245.00	0014	6501030	299.00	0018	6501030	49.00
Auto Licenses	99	6501040	185.00	[c]	0010	6501040	17.00	0014	6501040	4.00	0018	6501040	1.00
Other Transportation	99	6509090		[c]	0010	6509090	0.00	0014	6509090	0.00	0018	6509090	0.00
Depreciation - Water Plant	99	4032010	196.98	[c]	0010	4032010	18.00	0014	4032010	4.00	0018	4032010	1.00
Depreciation Transportation	99	4032092	16,739.03	[c]	0010	4032092	1,567.00	0014	4032092	377.00	0018	4032092	62.00
Depreciation Computer	99	4032098	2,204.63	[b]	0010	4032098	146.00	0014	4032098	35.00	0018	4032098	6.00
Deferred Income Taxes -fed	99	4101000		[c]	0010	4101000	0.00	0014	4101000	0.00	0018	4101000	0.00
Deferred Income Taxes -st	99	4101100		[c]	0010	4101100	0.00	0014	4101100	0.00	0018	4101100	0.00
Sale of Transportation	99	4141040		[c]	0010	4141040	0.00	0014	4141040	0.00	0018	4141040	0.00
Interest Exp. - Interco.	99	4192000		[b]	0010	4192000	0.00	0014	4192000	0.00	0018	4192000	0.00
Interest During Construction	99	4201000		[b]	0010	4201000	0.00	0014	4201000	0.00	0018	4201000	0.00
Total	99	2334002	70,904.90		0010	2334002	(5,987.00)	0014	2334002	(1,465.00)	0018	2334002	(243.00)

Distribution of Illinois Cost Center
 SE 90-IL.OFFICE
 3/31/07

3/7/2008
 10:43 AM

Acct Name	Sub	Acct #	Amount to be Alloc.	Alloc Method	Cherry Hill			Holiday Hills			Clarendon		
					Sub #	Acct #	Amount	Sub #	Acct #	Amount	Sub #	Acct #	Amount
Legal Fees	99	6338001	4,182.00	[c]	0022	6338001	75.00	0025	6338001	71.00	0026	6338001	106.00
Computer Maint.	99	6369007		[b]	0022	6369007	0.00	0025	6369007	0.00	0026	6369007	0.00
Computer Amort & Prog cost	99	6369009	309.32	[b]	0022	6369009	4.00	0025	6369009	4.00	0026	6369009	6.00
Rate Case Exp.	99	7668010		[d]	0022	7668010	0.00	0025	7668010	0.00	0026	7668010	0.00
Rent - Burla Enterprises	99	6419090	6,507.00	[b]	0022	6419027	83.00	0025	6419027	78.00	0026	6419027	117.00
Answering Serv	99	6759002	2,720.44	[b]	0022	6759002	35.00	0025	6759002	33.00	0026	6759002	49.00
Printing & Blueprints	99	6759004		[b]	0022	6759004	0.00	0025	6759004	0.00	0026	6759004	0.00
Computer Supplies	99	6759003		[b]	0022	6759003	0.00	0025	6759003	0.00	0026	6759003	0.00
Postage & postage Meter - Office	99	6759005	(432.98)	[b]	0022	6759005	(6.00)	0025	6759005	(5.00)	0026	6759005	(8.00)
UPS & Air Freight	99	6759006	258.40	[b]	0022	6759006	3.00	0025	6759006	3.00	0026	6759006	5.00
Office Supply Stores	99	6759009	180.74	[b]	0022	6759009	2.00	0025	6759009	2.00	0026	6759009	3.00
Other Office Expenses	99	6759090		[b]	0022	6759090	0.00	0025	6759090	0.00	0026	6759090	0.00
Operations Telephones	99	6759135	1,364.95	[b]	0022	6759135	17.00	0025	6759135	16.00	0026	6759135	25.00
Operations Telephones - LD	99	6759136	127.90	[b]	0022	6759136	2.00	0025	6759136	2.00	0026	6759136	2.00
Meals and Related Exp.	99	7758370	62.40	[b]	0022	7758370	1.00	0025	7758370	1.00	0026	7758370	1.00
Other Misc. General	99	7758390	669.20	[b]	0022	7758390	9.00	0025	7758390	8.00	0026	7758390	12.00
Operators Expense	99	6205003		[b]	0022	6205003	0.00	0025	6205003	0.00	0026	6205003	0.00
Communication Expense	99	6759405	5,638.13	[b]	0022	6759405	72.00	0025	6759405	68.00	0026	6759405	101.00
Operators Ed Exp.	99	6759410	192.95	[b]	0022	6759410	2.00	0025	6759410	2.00	0026	6759410	3.00
Operators Postage	99	6759413		[b]	0022	6759413	0.00	0025	6759413	0.00	0026	6759413	0.00
Oper. Office Supply Stores	99	6759414		[b]	0022	6759414	0.00	0025	6759414	0.00	0026	6759414	0.00
Operators Memberships	99	6759416	(130.00)	[b]	0022	6759416	(2.00)	0025	6759416	(2.00)	0026	6759416	(2.00)
Operators Cleaning Supplies	99	6759017		[b]	0022	6759017	0.00	0025	6759017	0.00	0026	6759017	0.00
Operators Other Office	99	6759018		[b]	0022	6759018	0.00	0025	6759018	0.00	0026	6759018	0.00
Operators Publications	99	6759019		[b]	0022	6759019	0.00	0025	6759019	0.00	0026	6759019	0.00
Sales/Use Tax Expense	99	6759430		[b]	0022	6759430	0.00	0025	6759430	0.00	0026	6759430	0.00
Gasoline	99	6501020	16,629.97	[c]	0022	6501020	299.00	0025	6501020	283.00	0026	6501020	421.00
Auto Repairs & Tires	99	6501030	13,298.84	[c]	0022	6501030	239.00	0025	6501030	226.00	0026	6501030	336.00
Auto Licenses	99	6501040	185.00	[c]	0022	6501040	3.00	0025	6501040	3.00	0026	6501040	5.00
Other Transportation	99	6509090		[c]	0022	6509090	0.00	0025	6509090	0.00	0026	6509090	0.00
Depreciation - Water Plant	99	4032010	196.98	[c]	0022	4032010	4.00	0025	4032010	3.00	0026	4032010	5.00
Depreciation Transportation	99	4032092	16,739.03	[c]	0022	4032092	301.00	0025	4032092	285.00	0026	4032092	423.00
Depreciation Computer	99	4032098	2,204.63	[b]	0022	4032098	28.00	0025	4032098	26.00	0026	4032098	40.00
Deferred Income Taxes -fed	99	4101000		[c]	0022	4101000	0.00	0025	4101000	0.00	0026	4101000	0.00
Deferred Income Taxes -st	99	4101100		[c]	0022	4101100	0.00	0025	4101100	0.00	0026	4101100	0.00
Sale of Transportation	99	4141040		[c]	0022	4141040	0.00	0025	4141040	0.00	0026	4141040	0.00
Interest Exp. - Interco.	99	4192000		[b]	0022	4192000	0.00	0025	4192000	0.00	0026	4192000	0.00
Interest During Construction	99	4201000		[b]	0022	4201000	0.00	0025	4201000	0.00	0026	4201000	0.00
Total	99	2334002	<u>70,904.90</u>		0022	2334002	<u>(1,171.00)</u>	0025	2334002	<u>(1,107.00)</u>	0026	2334002	<u>(1,650.00)</u>

Distribution of Illinois Cost Center
 SE 90-IL.OFFICE
 3/31/07

3/7/2008
 10:43 AM

Acct Name	Sub	Acct #	Amount to be Alloc	Alloc Method	Westlake			County Line			Del Mar		
					Sub #	Acct #	Amount	Sub #	Acct #	Amount	Sub #	Acct #	Amount
Legal Fees	99	6338001	4,182.00	[c]	0027	6338001	185.00	0034	6338001	34.00	0038	6338001	11.00
Computer Maint.	99	6369007		[b]	0027	6369007	0.00	0034	6369007	0.00	0038	6369007	0.00
Computer Amort & Prog cost	99	6369009	309.32	[b]	0027	6369009	10.00	0034	6369009	2.00	0038	6369009	1.00
Rate Case Exp.	99	7668010		[d]	0027	7668010	0.00	0034	7668010	0.00	0038	7668010	0.00
Rent - Burla Enterprises	99	6419090	6,507.00	[b]	0027	6419027	204.00	0034	6419027	38.00	0038	6419027	12.00
Answering Serv	99	6759002	2,720.44	[b]	0027	6759002	85.00	0034	6759002	16.00	0038	6759002	5.00
Printing & Blueprints	99	6759004		[b]	0027	6759004	0.00	0034	6759004	0.00	0038	6759004	0.00
Computer Supplies	99	6759003		[b]	0027	6759003	0.00	0034	6759003	0.00	0038	6759003	0.00
Postage & postage Meter - Office	99	6759005	(432.98)	[b]	0027	6759005	(14.00)	0034	6759005	(3.00)	0038	6759005	(1.00)
UPS & Air Freight	99	6759006	258.40	[b]	0027	6759006	8.00	0034	6759006	1.00	0038	6759006	0.00
Office Supply Stores	99	6759009	180.74	[b]	0027	6759009	6.00	0034	6759009	1.00	0038	6759009	0.00
Other Office Expenses	99	6759090		[b]	0027	6759090	0.00	0034	6759090	0.00	0038	6759090	0.00
Operations Telephones	99	6759135	1,364.95	[b]	0027	6759135	43.00	0034	6759135	8.00	0038	6759135	2.00
Operations Telephones - LD	99	6759136	127.90	[b]	0027	6759136	4.00	0034	6759136	1.00	0038	6759136	0.00
Meals and Related Exp.	99	7758370	62.40	[b]	0027	7758370	2.00	0034	7758370	0.00	0038	7758370	0.00
Other Misc. General	99	7758390	669.20	[b]	0027	7758390	21.00	0034	7758390	4.00	0038	7758390	1.00
Operators Expense	99	6205003		[b]	0027	6205003	0.00	0034	6205003	0.00	0038	6205003	0.00
Communication Expense	99	6759405	5,638.13	[b]	0027	6759405	177.00	0034	6759405	33.00	0038	6759405	10.00
Operators Ed Exp.	99	6759410	192.95	[b]	0027	6759410	6.00	0034	6759410	1.00	0038	6759410	0.00
Operators Postage	99	6759413		[b]	0027	6759413	0.00	0034	6759413	0.00	0038	6759413	0.00
Oper. Office Supply Stores	99	6759414		[b]	0027	6759414	0.00	0034	6759414	0.00	0038	6759414	0.00
Operators Memberships	99	6759416	(130.00)	[b]	0027	6759416	(4.00)	0034	6759416	(1.00)	0038	6759416	0.00
Operators Cleaning Supplies	99	6759017		[b]	0027	6759017	0.00	0034	6759017	0.00	0038	6759017	0.00
Operators Other Office	99	6759018		[b]	0027	6759018	0.00	0034	6759018	0.00	0038	6759018	0.00
Operators Publications	99	6759019		[b]	0027	6759019	0.00	0034	6759019	0.00	0038	6759019	0.00
Sales/Use Tax Expense	99	6759430		[b]	0027	6759430	0.00	0034	6759430	0.00	0038	6759430	0.00
Gasoline	99	6501020	16,629.97	[c]	0027	6501020	735.00	0034	6501020	136.00	0038	6501020	43.00
Auto Repairs & Tires	99	6501030	13,298.84	[c]	0027	6501030	588.00	0034	6501030	109.00	0038	6501030	35.00
Auto Licenses	99	6501040	185.00	[c]	0027	6501040	8.00	0034	6501040	2.00	0038	6501040	0.00
Other Transportation	99	6509090		[c]	0027	6509090	0.00	0034	6509090	0.00	0038	6509090	0.00
Depreciation - Water Plant	99	4032010	196.98	[c]	0027	4032010	9.00	0034	4032010	2.00	0038	4032010	1.00
Depreciation Transportation	99	4032092	16,739.03	[c]	0027	4032092	740.00	0034	4032092	137.00	0038	4032092	44.00
Depreciation Computer	99	4032098	2,204.63	[b]	0027	4032098	69.00	0034	4032098	13.00	0038	4032098	4.00
Deferred Income Taxes -fed	99	4101000		[c]	0027	4101000	0.00	0034	4101000	0.00	0038	4101000	0.00
Deferred Income Taxes -st	99	4101100		[c]	0027	4101100	0.00	0034	4101100	0.00	0038	4101100	0.00
Sale of Transportation	99	4141040		[c]	0027	4141040	0.00	0034	4141040	0.00	0038	4141040	0.00
Interest Exp. - Interco.	99	4192000		[b]	0027	4192000	0.00	0034	4192000	0.00	0038	4192000	0.00
Interest During Construction	99	4201000		[b]	0027	4201000	0.00	0034	4201000	0.00	0038	4201000	0.00
Total	99	2334002	70,904.90		0027	2334002	(2,882.00)	0034	2334002	(534.00)	0038	2334002	(168.00)

Distribution of Illinois Cost Center
 SE 90-IL.OFFICE
 3/31/07

3/7/2008
 10:43 AM

Acct Name	Sub	Acct #	Amount to be Alloc	Alloc Method	Person Creek			Galena			Killarney		
					Sub #	Acct #	Amount	Sub #	Acct #	Amount	Sub #	Acct #	Amount
Legal Fees	99	6338001	4,182.00	[c]	0042	6338001	166.00	0046	6338001	868.00	0050	6338001	103.00
Computer Maint.	99	6369007		[b]	0042	6369007	0.00	0046	6369007	-	0050	6369007	0.00
Computer Amort & Prog cost	99	6369009	309.32	[b]	0042	6369009	9.00	0046	6369009	38.32	0050	6369009	5.00
Rate Case Exp.	99	7668010		[d]	0042	7668010	0.00	0046	7668010	-	0050	7668010	0.00
Rent - Burla Enterprises	99	6419090	6,507.00	[b]	0042	6419027	183.00	0046	6419027	835.00	0050	6419027	113.00
Answering Serv	99	6759002	2,720.44	[b]	0042	6759002	76.00	0046	6759002	348.44	0050	6759002	47.00
Printing & Blueprints	99	6759004		[b]	0042	6759004	0.00	0046	6759004	-	0050	6759004	0.00
Computer Supplies	99	6759003		[b]	0042	6759003	0.00	0046	6759003	-	0050	6759003	0.00
Postage & postage Meter - Office	99	6759005	(432.98)	[b]	0042	6759005	(12.00)	0046	6759005	(52.98)	0050	6759005	(8.00)
UPS & Air Freight	99	6759006	258.40	[b]	0042	6759006	7.00	0046	6759006	33.40	0050	6759006	4.00
Office Supply Stores	99	6759009	180.74	[b]	0042	6759009	5.00	0046	6759009	24.74	0050	6759009	3.00
Other Office Expenses	99	6759090		[b]	0042	6759090	0.00	0046	6759090	-	0050	6759090	0.00
Operations Telephones	99	6759135	1,364.95	[b]	0042	6759135	38.00	0046	6759135	174.95	0050	6759135	24.00
Operations Telephones - LD	99	6759136	127.90	[b]	0042	6759136	4.00	0046	6759136	17.90	0050	6759136	2.00
Meals and Related Exp.	99	7758370	62.40	[b]	0042	7758370	2.00	0046	7758370	9.40	0050	7758370	1.00
Other Misc. General	99	7758390	669.20	[b]	0042	7758390	19.00	0046	7758390	85.20	0050	7758390	12.00
Operators Expense	99	6205003		[b]	0042	6205003	0.00	0046	6205003	-	0050	6205003	0.00
Communication Expense	99	6759405	5,638.13	[b]	0042	6759405	158.00	0046	6759405	722.13	0050	6759405	98.00
Operators Ed Exp.	99	6759410	192.95	[b]	0042	6759410	5.00	0046	6759410	25.95	0050	6759410	3.00
Operators Postage	99	6759413		[b]	0042	6759413	0.00	0046	6759413	-	0050	6759413	0.00
Oper. Office Supply Stores	99	6759414		[b]	0042	6759414	0.00	0046	6759414	-	0050	6759414	0.00
Operators Memberships	99	6759416	(130.00)	[b]	0042	6759416	(4.00)	0046	6759416	(17.00)	0050	6759416	(2.00)
Operators Cleaning Supplies	99	6759017		[b]	0042	6759017	0.00	0046	6759017	-	0050	6759017	0.00
Operators Other Office	99	6759018		[b]	0042	6759018	0.00	0046	6759018	-	0050	6759018	0.00
Operators Publications	99	6759019		[b]	0042	6759019	0.00	0046	6759019	-	0050	6759019	0.00
Sales/Use Tax Expense	99	6759430		[b]	0042	6759430	0.00	0046	6759430	-	0050	6759430	0.00
Gasoline	99	6501020	16,629.97	[c]	0042	6501020	659.00	0046	6501020	2,993.97	0050	6501020	409.00
Auto Repairs & Tires	99	6501030	13,298.84	[c]	0042	6501030	527.00	0046	6501030	2,395.84	0050	6501030	327.00
Auto Licenses	99	6501040	185.00	[c]	0042	6501040	7.00	0046	6501040	33.00	0050	6501040	5.00
Other Transportation	99	6509090		[c]	0042	6509090	0.00	0046	6509090	-	0050	6509090	0.00
Depreciation - Water Plant	99	4032010	196.98	[c]	0042	4032010	8.00	0046	4032010	32.98	0050	4032010	5.00
Depreciation Transportation	99	4032092	16,739.03	[c]	0042	4032092	663.00	0046	4032092	3,015.03	0050	4032092	412.00
Depreciation Computer	99	4032098	2,204.63	[b]	0042	4032098	62.00	0046	4032098	283.63	0050	4032098	38.00
Deferred Income Taxes -fed	99	4101000		[c]	0042	4101000	0.00	0046	4101000	-	0050	4101000	0.00
Deferred Income Taxes -st	99	4101100		[c]	0042	4101100	0.00	0046	4101100	-	0050	4101100	0.00
Sale of Transportation	99	4141040		[c]	0042	4141040	0.00	0046	4141040	-	0050	4141040	0.00
Interest Exp. - Interco.	99	4192000		[b]	0042	4192000	0.00	0046	4192000	-	0050	4192000	0.00
Interest During Construction	99	4201000		[b]	0042	4201000	0.00	0046	4201000	-	0050	4201000	0.00
Total	99	2334002	70,904.90		0042	2334002	(2,582.00)	0046	2334002	(11,867.90)	0050	2334002	(1,601.00)

Distribution of Illinois Cost Center
 SE 90-IL.OFFICE
 3/31/07

3/7/2008
 10:43 AM

Acct Name	Sub	Acct #	Amount to be Alloc	Alloc Method	Lake Holiday			Lake Wildwood			Northern Hills		
					Sub #	Acct #	Amount	Sub #	Acct #	Amount	Sub #	Acct #	Amount
Legal Fees	99	6338001	4,182.00	[c]	0054	6338001	560.00	0058	6338001	207.00	0066	6338001	77.00
Computer Maint.	99	6369007		[b]	0054	6369007	0.00	0058	6369007	0.00	0066	6369007	0.00
Computer Amort & Prog cost	99	6369009	309.32	[b]	0054	6369009	29.00	0058	6369009	11.00	0066	6369009	4.00
Rate Case Exp.	99	7668010		[d]	0054	7668010	0.00	0058	7668010	0.00	0066	7668010	0.00
Rent - Burla Enterprises	99	6419090	6,507.00	[b]	0054	6419027	618.00	0058	6419027	228.00	0066	6419027	85.00
Answering Serv	99	6759002	2,720.44	[b]	0054	6759002	258.00	0058	6759002	95.00	0066	6759002	36.00
Printing & Blueprints	99	6759004		[b]	0054	6759004	0.00	0058	6759004	0.00	0066	6759004	0.00
Computer Supplies	99	6759003		[b]	0054	6759003	0.00	0058	6759003	0.00	0066	6759003	0.00
Postage & postage Meter - Office	99	6759005	(432.98)	[b]	0054	6759005	(41.00)	0058	6759005	(15.00)	0066	6759005	(6.00)
UPS & Air Freight	99	6759006	258.40	[b]	0054	6759006	25.00	0058	6759006	9.00	0066	6759006	3.00
Office Supply Stores	99	6759009	180.74	[b]	0054	6759009	17.00	0058	6759009	6.00	0066	6759009	2.00
Other Office Expenses	99	6759090		[b]	0054	6759090	0.00	0058	6759090	0.00	0066	6759090	0.00
Operations Telephones	99	6759135	1,364.95	[b]	0054	6759135	130.00	0058	6759135	48.00	0066	6759135	18.00
Operations Telephones - LD	99	6759136	127.90	[b]	0054	6759136	12.00	0058	6759136	4.00	0066	6759136	2.00
Meals and Related Exp.	99	7758370	62.40	[b]	0054	7758370	6.00	0058	7758370	2.00	0066	7758370	1.00
Other Misc. General	99	7758390	669.20	[b]	0054	7758390	64.00	0058	7758390	23.00	0066	7758390	9.00
Operators Expense	99	6205003		[b]	0054	6205003	0.00	0058	6205003	0.00	0066	6205003	0.00
Communication Expense	99	6759405	5,638.13	[b]	0054	6759405	536.00	0058	6759405	197.00	0066	6759405	74.00
Operators Ed Exp.	99	6759410	192.95	[b]	0054	6759410	18.00	0058	6759410	7.00	0066	6759410	3.00
Operators Postage	99	6759413		[b]	0054	6759413	0.00	0058	6759413	0.00	0066	6759413	0.00
Oper. Office Supply Stores	99	6759414		[b]	0054	6759414	0.00	0058	6759414	0.00	0066	6759414	0.00
Operators Memberships	99	6759416	(130.00)	[b]	0054	6759416	(12.00)	0058	6759416	(5.00)	0066	6759416	(2.00)
Operators Cleaning Supplies	99	6759017		[b]	0054	6759017	0.00	0058	6759017	0.00	0066	6759017	0.00
Operators Other Office	99	6759018		[b]	0054	6759018	0.00	0058	6759018	0.00	0066	6759018	0.00
Operators Publications	99	6759019		[b]	0054	6759019	0.00	0058	6759019	0.00	0066	6759019	0.00
Sales/Use Tax Expense	99	6759430		[b]	0054	6759430	0.00	0058	6759430	0.00	0066	6759430	0.00
Gasoline	99	6501020	16,629.97	[c]	0054	6501020	2,228.00	0058	6501020	822.00	0066	6501020	308.00
Auto Repairs & Tires	99	6501030	13,298.84	[c]	0054	6501030	1,782.00	0058	6501030	657.00	0066	6501030	246.00
Auto Licenses	99	6501040	185.00	[c]	0054	6501040	25.00	0058	6501040	9.00	0066	6501040	3.00
Other Transportation	99	6509090		[c]	0054	6509090	0.00	0058	6509090	0.00	0066	6509090	0.00
Depreciation - Water Plant	99	4032010	196.98	[c]	0054	4032010	26.00	0058	4032010	10.00	0066	4032010	4.00
Depreciation Transportation	99	4032092	16,739.03	[c]	0054	4032092	2,243.00	0058	4032092	827.00	0066	4032092	310.00
Depreciation Computer	99	4032098	2,204.63	[b]	0054	4032098	209.00	0058	4032098	77.00	0066	4032098	29.00
Deferred Income Taxes -fed	99	4101000		[c]	0054	4101000	0.00	0058	4101000	0.00	0066	4101000	0.00
Deferred Income Taxes -st	99	4101100		[c]	0054	4101100	0.00	0058	4101100	0.00	0066	4101100	0.00
Sale of Transportation	99	4141040		[c]	0054	4141040	0.00	0058	4141040	0.00	0066	4141040	0.00
Interest Exp. - Interco.	99	4192000		[b]	0054	4192000	0.00	0058	4192000	0.00	0066	4192000	0.00
Interest During Construction	99	4201000		[b]	0054	4201000	0.00	0058	4201000	0.00	0066	4201000	0.00
Total	99	2334002	70,904.90		0054	2334002	(8,733.00)	0058	2334002	(3,219.00)	0066	2334002	(1,206.00)

Distribution of Illinois Cost Center
 SE 90-IL.OFFICE
 3/31/07

3/7/2008
 10:43 AM

Acct Name	Sub	Acct #	Amount to be Alloc	Alloc Method	Wildwood			Valentine			Walk Up Woods		
					Sub #	Acct #	Amount	Sub #	Acct #	Amount	Sub #	Acct #	Amount
Legal Fees	99	6338001	4,182.00	[c]	0078	6338001	57.00	0082	6338001	20.00	0086	6338001	64.00
Computer Maint.	99	6369007		[b]	0078	6369007	0.00	0082	6369007	0.00	0086	6369007	0.00
Computer Amort & Prog cost	99	6369009	309.32	[b]	0078	6369009	3.00	0082	6369009	1.00	0086	6369009	3.00
Rate Case Exp.	99	7668010		[d]	0078	7668010	0.00	0082	7668010	0.00	0086	7668010	0.00
Rent - Burla Enterprises	99	6419090	6,507.00	[b]	0078	6419027	63.00	0082	6419027	23.00	0086	6419027	71.00
Answering Serv	99	6759002	2,720.44	[b]	0078	6759002	26.00	0082	6759002	10.00	0086	6759002	30.00
Printing & Blueprints	99	6759004		[b]	0078	6759004	0.00	0082	6759004	0.00	0086	6759004	0.00
Computer Supplies	99	6759003		[b]	0078	6759003	0.00	0082	6759003	0.00	0086	6759003	0.00
Postage & postage Meter - Office	99	6759005	(432.96)	[b]	0078	6759005	(4.00)	0082	6759005	(2.00)	0086	6759005	(5.00)
UPS & Air Freight	99	6759006	258.40	[b]	0078	6759006	3.00	0082	6759006	1.00	0086	6759006	3.00
Office Supply Stores	99	6759009	180.74	[b]	0078	6759009	2.00	0082	6759009	1.00	0086	6759009	2.00
Other Office Expenses	99	6759090		[b]	0078	6759090	0.00	0082	6759090	0.00	0086	6759090	0.00
Operations Telephones	99	6759135	1,364.95	[b]	0078	6759135	13.00	0082	6759135	5.00	0086	6759135	15.00
Operations Telephones - LD	99	6759136	127.90	[b]	0078	6759136	1.00	0082	6759136	0.00	0086	6759136	1.00
Meals and Related Exp.	99	7758370	62.40	[b]	0078	7758370	1.00	0082	7758370	0.00	0086	7758370	1.00
Other Misc. General	99	7758390	669.20	[b]	0078	7758390	6.00	0082	7758390	2.00	0086	7758390	7.00
Operators Expense	99	6205003		[b]	0078	6205003	0.00	0082	6205003	0.00	0086	6205003	0.00
Communication Expense	99	6759405	5,638.13	[b]	0078	6759405	55.00	0082	6759405	20.00	0086	6759405	61.00
Operators Ed Exp.	99	6759410	192.95	[b]	0078	6759410	2.00	0082	6759410	1.00	0086	6759410	2.00
Operators Postage	99	6759413		[b]	0078	6759413	0.00	0082	6759413	0.00	0086	6759413	0.00
Oper. Office Supply Stores	99	6759414		[b]	0078	6759414	0.00	0082	6759414	0.00	0086	6759414	0.00
Operators Memberships	99	6759416	(130.00)	[b]	0078	6759416	(1.00)	0082	6759416	0.00	0086	6759416	(1.00)
Operators Cleaning Supplies	99	6759017		[b]	0078	6759017	0.00	0082	6759017	0.00	0086	6759017	0.00
Operators Other Office	99	6759018		[b]	0078	6759018	0.00	0082	6759018	0.00	0086	6759018	0.00
Operators Publications	99	6759019		[b]	0078	6759019	0.00	0082	6759019	0.00	0086	6759019	0.00
Sales/Use Tax Expense	99	6759430		[b]	0078	6759430	0.00	0082	6759430	0.00	0086	6759430	0.00
Gasoline	99	6501020	16,629.97	[c]	0078	6501020	226.00	0082	6501020	81.00	0086	6501020	256.00
Auto Repairs & Tires	99	6501030	13,298.84	[c]	0078	6501030	181.00	0082	6501030	65.00	0086	6501030	205.00
Auto Licenses	99	6501040	185.00	[c]	0078	6501040	3.00	0082	6501040	1.00	0086	6501040	3.00
Other Transportation	99	6509090		[c]	0078	6509090	0.00	0082	6509090	0.00	0086	6509090	0.00
Depreciation - Water Plant	99	4032010	196.98	[c]	0078	4032010	3.00	0082	4032010	1.00	0086	4032010	3.00
Depreciation Transportation	99	4032092	16,739.03	[c]	0078	4032092	228.00	0082	4032092	82.00	0086	4032092	258.00
Depreciation Computer	99	4032098	2,204.63	[b]	0078	4032098	21.00	0082	4032098	8.00	0086	4032098	24.00
Deferred Income Taxes -fed	99	4101000		[c]	0078	4101000	0.00	0082	4101000	0.00	0086	4101000	0.00
Deferred Income Taxes -st	99	4101100		[c]	0078	4101100	0.00	0082	4101100	0.00	0086	4101100	0.00
Sale of Transportation	99	4141040		[c]	0078	4141040	0.00	0082	4141040	0.00	0086	4141040	0.00
Interest Exp. - Interco.	99	4192000		[b]	0078	4192000	0.00	0082	4192000	0.00	0086	4192000	0.00
Interest During Construction	99	4201000		[b]	0078	4201000	0.00	0082	4201000	0.00	0086	4201000	0.00
Total	99	2334002	<u>70,904.90</u>		0078	2334002	<u>(889.00)</u>	0082	2334002	<u>(320.00)</u>	0086	2334002	<u>(1,003.00)</u>

Distribution of Illinois Cost Center
 SE 90-IL.OFFICE
 3/31/07

3/7/2008
 10:43 AM

Acct Name	Sub	Acct #	Amount to be Alloc	Alloc Method	Whispering Hills			Medina			Cedar Bluff		
					Sub #	Acct #	Amount	Sub #	Acct #	Amount	Sub #	Acct #	Amount
Legal Fees	99	6338001	4,182.00	[c]	0090	6338001	683.00	0096	6338001	138.00	0098	6338001	38.00
Computer Maint.	99	6369007		[b]	0090	6369007	0.00	0096	6369007	0.00	0098	6369007	0.00
Computer Amort & Prog cost	99	6369009	309.32	[b]	0090	6369009	36.00	0096	6369009	7.00	0098	6369009	2.00
Rate Case Exp.	99	7668010		[d]	0090	7668010	0.00	0096	7668010	0.00	0098	7668010	0.00
Rent - Burla Enterprises	99	6419090	6,507.00	[b]	0090	6419027	754.00	0096	6419027	152.00	0098	6419027	42.00
Answering Serv	99	6759002	2,720.44	[b]	0090	6759002	315.00	0096	6759002	64.00	0098	6759002	18.00
Printing & Blueprints	99	6759004		[b]	0090	6759004	0.00	0096	6759004	0.00	0098	6759004	0.00
Computer Supplies	99	6759003		[b]	0090	6759003	0.00	0096	6759003	0.00	0098	6759003	0.00
Postage & postage Meter - Office	99	6759005	(432.98)	[b]	0090	6759005	(50.00)	0096	6759005	(10.00)	0098	6759005	(3.00)
UPS & Air Freight	99	6759006	258.40	[b]	0090	6759006	30.00	0096	6759006	6.00	0098	6759006	2.00
Office Supply Stores	99	6759009	180.74	[b]	0090	6759009	21.00	0096	6759009	4.00	0098	6759009	1.00
Other Office Expenses	99	6759090		[b]	0090	6759090	0.00	0096	6759090	0.00	0098	6759090	0.00
Operations Telephones	99	6759135	1,364.95	[b]	0090	6759135	158.00	0096	6759135	32.00	0098	6759135	9.00
Operations Telephones - LD	99	6759136	127.90	[b]	0090	6759136	15.00	0096	6759136	3.00	0098	6759136	1.00
Meals and Related Exp.	99	7758370	62.40	[b]	0090	7758370	7.00	0096	7758370	1.00	0098	7758370	0.00
Other Misc. General	99	7758390	669.20	[b]	0090	7758390	77.00	0096	7758390	16.00	0098	7758390	4.00
Operators Expense	99	6205003		[b]	0090	6205003	0.00	0096	6205003	0.00	0098	6205003	0.00
Communication Expense	99	6759405	5,638.13	[b]	0090	6759405	653.00	0096	6759405	132.00	0098	6759405	37.00
Operators Ed Exp.	99	6759410	192.95	[b]	0090	6759410	22.00	0096	6759410	5.00	0098	6759410	1.00
Operators Postage	99	6759413		[b]	0090	6759413	0.00	0096	6759413	0.00	0098	6759413	0.00
Oper. Office Supply Stores	99	6759414		[b]	0090	6759414	0.00	0096	6759414	0.00	0098	6759414	0.00
Operators Memberships	99	6759416	(130.00)	[b]	0090	6759416	(15.00)	0096	6759416	(3.00)	0098	6759416	(1.00)
Operators Cleaning Supplies	99	6759017		[b]	0090	6759017	0.00	0096	6759017	0.00	0098	6759017	0.00
Operators Other Office	99	6759018		[b]	0090	6759018	0.00	0096	6759018	0.00	0098	6759018	0.00
Operators Publications	99	6759019		[b]	0090	6759019	0.00	0096	6759019	0.00	0098	6759019	0.00
Sales/Use Tax Expense	99	6759430		[b]	0090	6759430	0.00	0096	6759430	0.00	0098	6759430	0.00
Gasoline	99	6501020	16,629.97	[c]	0090	6501020	2,716.00	0096	6501020	549.00	0098	6501020	153.00
Auto Repairs & Tires	99	6501030	13,298.84	[c]	0090	6501030	2,172.00	0096	6501030	439.00	0098	6501030	122.00
Auto Licenses	99	6501040	185.00	[c]	0090	6501040	30.00	0096	6501040	6.00	0098	6501040	2.00
Other Transportation	99	6509090		[c]	0090	6509090	0.00	0096	6509090	0.00	0098	6509090	0.00
Depreciation - Water Plant	99	4032010	196.98	[c]	0090	4032010	32.00	0096	4032010	7.00	0098	4032010	2.00
Depreciation Transportation	99	4032092	16,739.03	[c]	0090	4032092	2,733.00	0096	4032092	552.00	0098	4032092	154.00
Depreciation Computer	99	4032098	2,204.63	[b]	0090	4032098	255.00	0096	4032098	52.00	0098	4032098	14.00
Deferred Income Taxes -fed	99	4101000		[c]	0090	4101000	0.00	0096	4101000	0.00	0098	4101000	0.00
Deferred Income Taxes -st	99	4101100		[c]	0090	4101100	0.00	0096	4101100	0.00	0098	4101100	0.00
Sale of Transportation	99	4141040		[c]	0090	4141040	0.00	0096	4141040	0.00	0098	4141040	0.00
Interest Exp. - Interco.	99	4192000		[b]	0090	4192000	0.00	0096	4192000	0.00	0098	4192000	0.00
Interest During Construction	99	4201000		[b]	0090	4201000	0.00	0096	4201000	0.00	0098	4201000	0.00
Total	99	2334002	<u>70,904.90</u>		0090	2334002	<u>(10,644.00)</u>	0096	2334002	<u>(2,152.00)</u>	0098	2334002	<u>(598.00)</u>

Distribution of Illinois Cost Center
 SE 90-IL.OFFICE
 3/31/07

3/7/2008
 10:43 AM

Acct Name	Sub	Acct #	Amount to be Alloc	Alloc Method	Harbor Ridge			Great Northern			Lake Marian		
					Sub #	Acct #	Amount	Sub #	Acct #	Amount	Sub #	Acct #	Amount
Legal Fees	99	6338001	4,182.00	[c]	0048	6338001	141.00	0049	6338001	106.00	0070	6338001	85.00
Computer Maint.	99	6369007		[b]	0048	6369007	0.00	0049	6369007	0.00	0070	6369007	0.00
Computer Amort & Prog cost	99	6369009	309.32	[b]	0048	6369009	7.00	0049	6369009	6.00	0070	6369009	4.00
Rate Case Exp.	99	7668010		[d]	0048	7668010	0.00	0049	7668010	0.00	0070	7668010	0.00
Rent - Burla Enterprises	99	6419090	6,507.00	[b]	0048	6419027	155.00	0049	6419027	116.00	0070	6419027	94.00
Answering Serv	99	6759002	2,720.44	[b]	0048	6759002	65.00	0049	6759002	49.00	0070	6759002	39.00
Printing & Blueprints	99	6759004		[b]	0048	6759004	0.00	0049	6759004	0.00	0070	6759004	0.00
Computer Supplies	99	6759003		[b]	0048	6759003	0.00	0049	6759003	0.00	0070	6759003	0.00
Postage & postage Meter - Office	99	6759005	(432.98)	[b]	0048	6759005	(10.00)	0049	6759005	(8.00)	0070	6759005	(6.00)
UPS & Air Freight	99	6759006	258.40	[b]	0048	6759006	6.00	0049	6759006	5.00	0070	6759006	4.00
Office Supply Stores	99	6759009	180.74	[b]	0048	6759009	4.00	0049	6759009	3.00	0070	6759009	3.00
Other Office Expenses	99	6759090		[b]	0048	6759090	0.00	0049	6759090	0.00	0070	6759090	0.00
Operations Telephones	99	6759135	1,364.95	[b]	0048	6759135	32.00	0049	6759135	24.00	0070	6759135	20.00
Operations Telephones - LD	99	6759136	127.90	[b]	0048	6759136	3.00	0049	6759136	2.00	0070	6759136	2.00
Meals and Related Exp.	99	7758370	62.40	[b]	0048	7758370	1.00	0049	7758370	1.00	0070	7758370	1.00
Other Misc. General	99	7758390	669.20	[b]	0048	7758390	16.00	0049	7758390	12.00	0070	7758390	10.00
Operators Expense	99	6205003		[b]	0048	6205003	0.00	0049	6205003	0.00	0070	6205003	0.00
Communication Expense	99	6759405	5,638.13	[b]	0048	6759405	134.00	0049	6759405	101.00	0070	6759405	82.00
Operators Ed Exp.	99	6759410	192.95	[b]	0048	6759410	5.00	0049	6759410	3.00	0070	6759410	3.00
Operators Postage	99	6759413		[b]	0048	6759413	0.00	0049	6759413	0.00	0070	6759413	0.00
Oper. Office Supply Stores	99	6759414		[b]	0048	6759414	0.00	0049	6759414	0.00	0070	6759414	0.00
Operators Memberships	99	6759416	(130.00)	[b]	0048	6759416	(3.00)	0049	6759416	(2.00)	0070	6759416	(2.00)
Operators Cleaning Supplies	99	6759017		[b]	0048	6759017	0.00	0049	6759017	0.00	0070	6759017	0.00
Operators Other Office	99	6759018		[b]	0048	6759018	0.00	0049	6759018	0.00	0070	6759018	0.00
Operators Publications	99	6759019		[b]	0048	6759019	0.00	0049	6759019	0.00	0070	6759019	0.00
Sales/Use Tax Expense	99	6759430		[b]	0048	6759430	0.00	0049	6759430	0.00	0070	6759430	0.00
Gasoline	99	6501020	16,629.97	[c]	0048	6501020	559.00	0049	6501020	421.00	0070	6501020	339.00
Auto Repairs & Tires	99	6501030	13,298.84	[c]	0048	6501030	447.00	0049	6501030	336.00	0070	6501030	271.00
Auto Licenses	99	6501040	185.00	[c]	0048	6501040	6.00	0049	6501040	5.00	0070	6501040	4.00
Other Transportation	99	6509090		[c]	0048	6509090	0.00	0049	6509090	0.00	0070	6509090	0.00
Depreciation - Water Plant	99	4032010	196.98	[c]	0048	4032010	7.00	0049	4032010	5.00	0070	4032010	4.00
Depreciation Transportation	99	4032092	16,739.03	[c]	0048	4032092	562.00	0049	4032092	423.00	0070	4032092	341.00
Depreciation Computer	99	4032098	2,204.63	[b]	0048	4032098	52.00	0049	4032098	39.00	0070	4032098	32.00
Deferred Income Taxes - fed	99	4101000		[c]	0048	4101000	0.00	0049	4101000	0.00	0070	4101000	0.00
Deferred Income Taxes -st	99	4101100		[c]	0048	4101100	0.00	0049	4101100	0.00	0070	4101100	0.00
Sale of Transportation	99	4141040		[c]	0048	4141040	0.00	0049	4141040	0.00	0070	4141040	0.00
Interest Exp. - Interco.	99	4192000		[b]	0048	4192000	0.00	0049	4192000	0.00	0070	4192000	0.00
Interest During Construction	99	4201000		[b]	0048	4201000	0.00	0049	4201000	0.00	0070	4201000	0.00
Total	99	2334002	<u>70,904.90</u>		0048	2334002	<u>(2,189.00)</u>	0049	2334002	<u>(1,647.00)</u>	0070	2334002	<u>(1,330.00)</u>

Distribution of Illinois Cost Center
SE 90-IL.OFFICE
3/31/07

3/7/2008
10:43 AM

Acct Name	Sub	Acct #	Amount to be Alloc	Alloc Method	Twin Lakes			WSC of Indiana			Indiana Water Service		
					Sub #	Acct #	Amount	Sub #	Acct #	Amount	Sub #	Acct #	Amount
Legal Fees	99	6338001	4,182.00	[c]	0280	6338001	0.00	0150	6338001	0.00	0151	6338001	0.00
Computer Maint.	99	6369007		[b]	0280	6369007	0.00	0150	6369007	0.00	0151	6369007	0.00
Computer Amort & Prog cost	99	6369009	309.32	[b]	0280	6369009	71.00	0150	6369009	5.00	0151	6369009	14.00
Rate Case Exp.	99	7668010		[d]	0280	7668010	0.00	0150	7668010	0.00	0151	7668010	0.00
Rent - Burla Enterprises	99	6419090	6,507.00	[b]	0280	6419027	1,498.00	0150	6419027	96.00	0151	6419027	297.00
Answering Serv	99	6759002	2,720.44	[b]	0280	6759002	626.00	0150	6759002	40.00	0151	6759002	124.00
Printing & Blueprints	99	6759004		[b]	0280	6759004	0.00	0150	6759004	0.00	0151	6759004	0.00
Computer Supplies	99	6759003		[b]	0280	6759003	0.00	0150	6759003	0.00	0151	6759003	0.00
Postage & postage Meter - Office	99	6759005	(432.98)	[b]	0280	6759005	(100.00)	0150	6759005	(6.00)	0151	6759005	(20.00)
UPS & Air Freight	99	6759006	258.40	[b]	0280	6759006	59.00	0150	6759006	4.00	0151	6759006	12.00
Office Supply Stores	99	6759009	180.74	[b]	0280	6759009	42.00	0150	6759009	3.00	0151	6759009	8.00
Other Office Expenses	99	6759090		[b]	0280	6759090	0.00	0150	6759090	0.00	0151	6759090	0.00
Operations Telephones	99	6759135	1,364.95	[b]	0280	6759135	314.00	0150	6759135	20.00	0151	6759135	62.00
Operations Telephones - LD	99	6759136	127.90	[b]	0280	6759136	29.00	0150	6759136	2.00	0151	6759136	6.00
Meals and Related Exp.	99	7758370	62.40	[b]	0280	7758370	14.00	0150	7758370	1.00	0151	7758370	3.00
Other Misc. General	99	7758390	669.20	[b]	0280	7758390	154.00	0150	7758390	10.00	0151	7758390	31.00
Operators Expense	99	6205003		[b]	0280	6205003	0.00	0150	6205003	0.00	0151	6205003	0.00
Communication Expense	99	6759405	5,638.13	[b]	0280	6759405	1,298.00	0150	6759405	83.00	0151	6759405	257.00
Operators Ed Exp.	99	6759410	192.95	[b]	0280	6759410	44.00	0150	6759410	3.00	0151	6759410	9.00
Operators Postage	99	6759413		[b]	0280	6759413	0.00	0150	6759413	0.00	0151	6759413	0.00
Oper. Office Supply Stores	99	6759414		[b]	0280	6759414	0.00	0150	6759414	0.00	0151	6759414	0.00
Operators Memberships	99	6759416	(130.00)	[b]	0280	6759416	(30.00)	0150	6759416	(2.00)	0151	6759416	(6.00)
Operators Cleaning Supplies	99	6759017		[b]	0280	6759017	0.00	0150	6759017	0.00	0151	6759017	0.00
Operators Other Office	99	6759018		[b]	0280	6759018	0.00	0150	6759018	0.00	0151	6759018	0.00
Operators Publications	99	6759019		[b]	0280	6759019	0.00	0150	6759019	0.00	0151	6759019	0.00
Sales/Use Tax Expense	99	6759430		[b]	0280	6759430	0.00	0150	6759430	0.00	0151	6759430	0.00
Gasoline	99	6501020	16,629.97	[c]	0280	6501020	0.00	0150	6501020	0.00	0151	6501020	0.00
Auto Repairs & Tires	99	6501030	13,298.84	[c]	0280	6501030	0.00	0150	6501030	0.00	0151	6501030	0.00
Auto Licenses	99	6501040	185.00	[c]	0280	6501040	0.00	0150	6501040	0.00	0151	6501040	0.00
Other Transportation	99	6509090		[c]	0280	6509090	0.00	0150	6509090	0.00	0151	6509090	0.00
Depreciation - Water Plant	99	4032010	196.98	[c]	0280	4032010	0.00	0150	4032010	0.00	0151	4032010	0.00
Depreciation Transportation	99	4032092	16,739.03	[c]	0280	4032092	0.00	0150	4032092	0.00	0151	4032092	0.00
Depreciation Computer	99	4032098	2,204.63	[b]	0280	4032098	508.00	0150	4032098	33.00	0151	4032098	101.00
Deferred Income Taxes -fed	99	4101000		[c]	0280	4101000	0.00	0150	4101000	0.00	0151	4101000	0.00
Deferred Income Taxes -st	99	4101100		[c]	0280	4101100	0.00	0150	4101100	0.00	0151	4101100	0.00
Sale of Transportation	99	4141040		[c]	0280	4141040	0.00	0150	4141040	0.00	0151	4141040	0.00
Interest Exp. - Interco.	99	4192000		[b]	0280	4192000	0.00	0150	4192000	0.00	0151	4192000	0.00
Interest During Construction	99	4201000		[b]	0280	4201000	0.00	0150	4201000	0.00	0151	4201000	0.00
Total	99	2334002	<u>70,904.90</u>		0280	2334002	<u>(4,527.00)</u>	0150	2334002	<u>(292.00)</u>	0151	2334002	<u>(898.00)</u>

Distribution of Illinois Cost Center
 SE 90-IL.OFFICE
 3/31/07

3/7/2008
 10:43 AM

Acct Name	Sub	Acct #	Amount to be Alloc	Alloc Method	Illinois Cost Center			Water Service Corp.		
					Sub #	Acct #	Amount	Sub #	Acct #	Amount
Legal Fees	99	6338001	4,182.00	[c]	0099	6338001	(4,182.00)	0005	1451005	5,987.00
Computer Maint.	99	6369007		[b]	0099	6369007	0.00	0005	1451006	1,465.00
Computer Amort & Prog cost	99	6369009	309.32	[b]	0099	6369009	(309.32)	0005	1451007	243.00
Rate Case Exp.	99	7668010		[d]	0099	7668010	0.00	0005	1451008	1,171.00
Rent - Burla Enterprises	99	6419090	6,507.00	[b]	0099	6419027	(6,507.00)	0005	1451009	1,650.00
Answering Serv	99	6759002	2,720.44	[b]	0099	6759002	(2,720.44)	0005	1451011	534.00
Printing & Blueprints	99	6759004		[b]	0099	6759004	0.00	0005	1451012	168.00
Computer Supplies	99	6759003		[b]	0099	6759003	0.00	0005	1451013	2,582.00
Postage & postage Meter - Office	99	6759005	(432.98)	[b]	0099	6759005	432.98	0005	1451014	11,867.90
UPS & Air Freight	99	6759006	258.40	[b]	0099	6759006	(258.40)	0005	1451015	1,601.00
Office Supply Stores	99	6759009	180.74	[b]	0099	6759009	(180.74)	0005	1451016	8,733.00
Other Office Expenses	99	6759090		[b]	0099	6759090	0.00	0005	1451017	3,219.00
Operations Telephones	99	6759135	1,364.95	[b]	0099	6759135	(1,364.95)	0005	1451018	1,206.00
Operations Telephones - LD	99	6759136	127.90	[b]	0099	6759136	(127.90)	0005	1451021	889.00
Meals and Related Exp.	99	7758370	62.40	[b]	0099	7758370	(62.40)	0005	1451022	320.00
Other Misc. General	99	7758390	669.20	[b]	0099	7758390	(669.20)	0005	1451023	1,003.00
Operators Expense	99	6205003		[b]	0099	6205003	0.00	0005	1451024	10,644.00
Communication Expense	99	6759405	5,638.13	[b]	0099	6759405	(5,638.13)	0005	1451025	1,107.00
Operators Ed Exp.	99	6759410	192.95	[b]	0099	6759410	(192.95)	0005	1451026	2,152.00
Operators Postage	99	6759413		[b]	0099	6759413	0.00	0005	1451027	2,882.00
Oper. Office Supply Stores	99	6759414		[b]	0099	6759414	0.00	0005	1451028	598.00
Operators Memberships	99	6759416	(130.00)	[b]	0099	6759416	130.00	0005	1451029	2,189.00
Operators Cleaning Supplies	99	6759017		[b]	0099	6759017	0.00	0005	1451030	1,647.00
Operators Other Office	99	6759018		[b]	0099	6759018	0.00	0005	1451020	1,330.00
Operators Publications	99	6759019		[b]	0099	6759019	0.00	0005	1451060	4,527.00
Sales/Use Tax Expense	99	6759430		[b]	0099	6759430	0.00	0005	1451150	292.00
Gasoline	99	6501020	16,629.97	[c]	0099	6501020	(16,629.97)	0005	1451151	898.00
Auto Repairs & Tires	99	6501030	13,298.84	[c]	0099	6501030	(13,298.84)	0005	1451031	(70,904.90)
Auto Licenses	99	6501040	185.00	[c]	0099	6501040	(185.00)			0.00
Other Transportation	99	6509090		[c]	0099	6509090	0.00			
Depreciation - Water Plant	99	4032010	196.98	[c]	0099	4032010	(196.98)			
Depreciation Transportation	99	4032092	16,739.03	[c]	0099	4032092	(16,739.03)			
Depreciation Computer	99	4032098	2,204.63	[b]	0099	4032098	(2,204.63)			
Deferred Income Taxes -fed	99	4101000		[c]	0099	4101000	0.00			
Deferred Income Taxes -st	99	4101100		[c]	0099	4101100	0.00			
Sale of Transportation	99	4141040		[c]	0099	4141040	0.00			
Interest Exp. - Interco.	99	4192000		[b]	0099	4192000	0.00			
Interest During Construction	99	4201000		[b]	0099	4201000	0.00			
Total	99	2334002	70,904.90		0099	2334002	70,904.90			0.00

Distribution of Louisiana Office Expenses

SE 90-LOUISIANA
3/31/07

3/7/2008
10:45 AM

	LWS-T/B			UI OF LOUISIANA			LWS			WSC	
	Sub Account	Amount		%	Account		Amount	Account		Amount	Account
INDIRECT EXPENSES:											
SLIDELL OFFICE:											
TEMP. EMPLOYMENT - CLER.	762 6369003	1,337.71	49.65%	0770 6369003	664.00	0762	6369003	(664.00)			
COMPUTER MAINT.	762 6369007		49.65%	0770 6369007	0.00	0762	6369007	0.00			
RENT - STIRLING PROP. II	762 6419043	5,610.45	49.65%	0770 6419043	2,786.00	0762	6419043	(2,786.00)			
PUBL SUBSCRIPTIONS & TA	762 6759001		49.65%	0770 6759001	0.00	0762	6759001	0.00			
ANSWERING SERVICE	762 6759002	2,058.00	49.65%	0770 6759002	1,022.00	0763	6759002	(1,022.00)			
COMPUTER SUPPLIES	762 6759003		49.65%	0770 6759003	0.00	0762	6759003	0.00			
PRINTING & BLUEPRINTS	762 6759004	132.68	49.65%	0770 6759004	66.00	0762	6759004	(66.00)			
POSTAGE	762 6759005	0.00	49.65%	0770 6759005	0.00	0762	6759005	0.00			
UPS & AIR FREIGHT	762 6759006	337.95	49.65%	0770 6759006	168.00	0762	6759006	(168.00)			
PRINTING CUSTOMER SERVI	762 6759007	215.97	49.65%	0770 6759007	107.00	0762	6759007	(107.00)			
XEROX	762 6759008		49.65%	0770 6759008	0.00	0762	6759008	0.00			
OFF SUPPLY STORES	762 6759009	2,676.64	49.65%	0770 6759009	1,329.00	0762	6759009	(1,329.00)			
REIM OF OFFICE EMP. EXP	762 6759010	55.00	49.65%	0770 6759010	27.00	0762	6759010	(27.00)			
OFFICE EXPENSES	762 6759011		49.65%	0770 6759011	0.00	0762	6759011	0.00			
CLEANING SUPPLIES	762 6759013		49.65%	0770 6759013	0.00	0762	6759013	0.00			
PETTY CASH OFFICE	762 6759015		49.65%	0770 6759015	0.00	0762	6759015	0.00			
OTHER OFFICE EXPENSES	762 6759090	597.88	49.65%	0770 6759090	297.00	0762	6759090	(297.00)			
OFFICE TELEPHONE	762 6759110	1,620.20	49.65%	0770 6759110	804.00	0762	6759110	(804.00)			
OPERATIONS TELEPHONE	762 6759135	0.00	49.65%	0770 6759111	0.00	0762	6759111	0.00			
OFFICE ELECTRIC	762 6759120	1,424.15	49.65%	0770 6759120	707.00	0762	6759120	(707.00)			
OFFICE CLEANING SERVICE	762 6759210	2,528.44	49.65%	0770 6759210	1,255.00	0762	6759210	(1,255.00)			
OTHER OFFICE MAINT.	762 6759290	177.70	49.65%	0770 6759290	88.00	0762	6759290	(88.00)			
MEALS AND RELATED	762 7758370	106.92	49.65%	0770 7048055	53.00	0762	7048055	(53.00)			
OTHER MISC GENERAL	762 7758390	559.80	49.65%	0770 7758390	278.00	0762	7758390	(278.00)			
DEPRECIATION - OFF FUR	762 4032010	321.09									
DEPRECIATION - COMPUTER	762 4032098	1,282.92	49.65%	0770 4032098	637.00	0762	4032098	(637.00)			
TOTAL INDIRECT EXPENSES	2334002	<u>21,043.50</u>		0770 2334002	<u>(10,288.00)</u>	0750	2334002	<u>10,288.00</u>	0005 1451038	10,288.00	
									0005 1451036	(10,288.00)	
VII - PARENT:											
BANK SERVICE CHARGES	0750 7758380	439.61	49.65%	0770 7758380	218.00	0750	7758380	(218.00)			
COMMUNICATION EXPENSES	0750 6759405	4,901.35	49.65%	0770 6759405	2,434.00	0750	6759405	(2,434.00)			
TOTAL INDIRECT EXPENSES	2334002	<u>5,340.96</u>		0770 2334002	<u>(2,652.00)</u>	0750	2334002	<u>2,652.00</u>	0005 1451038	2,652.00	
									0005 1451036	(2,652.00)	
TOTAL COST CENTERS		<u>26,384.46</u>			<u>(12,940.00)</u>			<u>12,940.00</u>			

A Less Mailsort expenses already allocated.

B Less Cable & Wireless expenses already allocated.

Distribution of Maryland Office Expenses
 SE 90-MARYLAND 3/7/2008
 3/31/07 10:45 AM

UI of MD-T/B		GREEN RIDGE		PROVINCES		MARYLAND WATER SERVICE	
Sub Account	Amount	%	Account	Amount	%	Account	Amount
INDIRECT EXPENSES:							
MARYLAND OFFICE:							
TEMP. EMPLOYMENT - CLER 202 6369003	472.00	7.26%	0205 6369003	34.00	11.78%	0210 6369003	56.00
PUBL SUBSCRIPTIONS & TA 202 6759001	0.00	7.26%	0205 6759001	0.00	11.78%	0210 6759001	0.00
ANSWERING SERV 202 6759002	724.71	7.26%	0205 6759002	53.00	11.78%	0210 6759002	85.00
COMPUTER SUPPLIES 202 6759003	0.00	7.26%	0205 6759003	0.00	11.78%	0210 6759003	0.00
PRINTING & BLUEPRINTS 202 6759004	0.00	7.26%	0205 6759004	0.00	11.78%	0210 6759004	0.00
POSTAGE 202 6759005	1,356.61	7.26%	0205 6759005	98.00	11.78%	0210 6759005	160.00
UPS & AIR FREIGHT 202 6759006	115.26	7.26%	0205 6759006	8.00	11.78%	0210 6759006	14.00
XEROX 202 6759008	356.89	7.26%	0205 6759008	26.00	11.78%	0210 6759008	42.00
OFF SUPPLY STORES 202 6759009	1,050.09	7.26%	0205 6759009	76.00	11.78%	0210 6759009	124.00
REIM. OF OFFICE EMP. EX 202 6759010	154.86	7.26%	0205 6759010	11.00	11.78%	0210 6759010	18.00
CLEANING SUPPLIES 202 6759013	4.20	7.26%	0205 6759013	0.00	11.78%	0210 6759013	0.00
OTHER OFFICE EXP. 202 6759090	7.35	7.26%	0205 6759090	1.00	11.78%	0210 6759090	1.00
OFFICE TELEPHONE 202 6759110	743.42	7.26%	0205 6759110	54.00	11.78%	0210 6759110	88.00
OPERATIONS TELEPHONE 202 6759135	221.00	7.26%	0205 6759135	16.00	11.78%	0210 6759135	26.00
ALARM SYSTEM PHONE EXP. 202 6759140	82.61	7.26%	0205 6759140	6.00	11.78%	0210 6759140	10.00
OTHER OFFICE UTILITIES 202 6759190	285.00	7.26%	0205 6759190	21.00	11.78%	0210 6759190	34.00
OFFICE CLEANING SERVICE 202 6759210	374.85	7.26%	0205 6759210	27.00	11.78%	0210 6759210	44.00
OTHER OFFICE MAINT 202 6759290	400.80	7.26%	0205 6759290	29.00	11.78%	0210 6759290	47.00
DEPRECIATION WATER PLAN 202 4032010	205.50	7.26%	0205 4032010	15.00	11.78%	0210 4032010	24.00
TOTAL INDIRECT EXPENSES 2334002	<u>6,555.15</u>		0205 2334002	<u>(475.00)</u>		0210 2334002	<u>(773.00)</u>
	0.00					0215 2334002	<u>(559.00)</u>

Distribution of Nevada Office Expenses

SE 90-NEVADA

3/7/2008

3/31/07

10:45 AM

UICN TB		UI of Nevada			SKY RANCH		
Sub Account	Amount	%	Account	Amount	%	Account	Amount
INDIRECT EXPENSES:							
RAHRUMP OFFICE:							
TEMP. EMPLOYMENT - CLER	140 6369003	18.59%	0120 6369003	0.00	3.39%	0123 6369003	0.00
COMPUTER MAINT.	140 6369007 1,147.39	18.59%	0120 6369007	213.00	3.39%	0123 6369007	39.00
RENT	140 6419090 10,200.00	18.59%	0120 6419090	1,896.00	3.39%	0123 6419090	346.00
PUBL SUBSCRIPTIONS & TA	140 6759001	18.59%	0120 6759001	0.00	3.39%	0123 6759001	0.00
ANSWERING SERVICE	140 6759002 499.15	18.59%	0120 6759002	93.00	3.39%	0123 6759002	17.00
COMPUTER SUPPLIES	140 6759003	18.59%	0120 6759003	0.00	3.39%	0123 6759003	0.00
PRINTING & BLUEPRINTS	140 6759004 541.33	18.59%	0120 6759004	101.00	3.39%	0123 6759004	18.00
POSTAGE	140 6759005	18.59%	0120 6759005	0.00	3.39%	0123 6759005	0.00
UPS & AIR FREIGHT	140 6759006 2,234.32	18.59%	0120 6759006	415.00	3.39%	0123 6759006	76.00
PRINTING CUSTOMER SERVI	140 6759007	18.59%	0120 6759007	0.00	3.39%	0123 6759007	0.00
XEROX	140 6759008 245.69	18.59%	0120 6759008	46.00	3.39%	0123 6759008	8.00
OFF SUPPLY STORES	140 6759009 3,487.24	18.59%	0120 6759009	648.00	3.39%	0123 6759009	118.00
REIM OF OFFICE EMP. EXP	140 6759010	18.59%	0120 6759010	0.00	3.39%	0123 6759010	0.00
OFFICE EXPENSES	140 6759011	18.59%	0120 6759011	0.00	3.39%	0123 6759011	0.00
CLEANING SUPPLIES	140 6759013	18.59%	0120 6759013	0.00	3.39%	0123 6759013	0.00
PETTY CASH OFFICE	140 6759015 30.67	18.59%	0120 6759015	6.00	3.39%	0123 6759015	1.00
OTHER OFFICE EXPENSES	140 6759090 220.66	18.59%	0120 6759090	41.00	3.39%	0123 6759090	7.00
OFFICE TELEPHONE	140 6759110 5,386.33	18.59%	0120 6759110	1,001.00	3.39%	0123 6759110	183.00
OPERATIONS TELEPHONES	140 6759135 5,152.31	18.59%	0120 6759135	958.00	3.39%	0123 6759135	175.00
OFFICE ELECTRIC	140 6759120 858.22	18.59%	0120 6759120	160.00	3.39%	0123 6759120	29.00
OFFICE WATER	140 6759125 290.07	18.59%	0120 6759125	54.00	3.39%	0123 6759125	10.00
OFFICE CLEANING SERVICE	140 6759210 1,560.00	18.59%	0120 6759210	290.00	3.39%	0123 6759210	53.00
BANK SERV CHARGES	140 7758380	18.59%	0120 7758380	0.00	3.39%	0123 7758380	0.00
OFFICE EDUCATION/TRAIN.	140 6759405 4,406.53	18.59%	0120 6759405	819.00	3.39%	0123 6759405	149.00
OTHER MISC GENERAL	140 7758390	18.59%	0120 7758390	0.00	3.39%	0123 7758390	0.00
DEPRECIATION - COMPUTER	140 4032098 5,046.86	18.59%	0120 4032098	938.00	3.39%	0123 4032098	171.00
TOTAL INDIRECT EXPENSES	2334002 <u>41,306.77</u>		0120 2334002 <u>(7,679.00)</u>		0123 2334002 <u>(1,400.00)</u>		
TOTAL COST CENTERS	<u>41,306.77</u>		<u>(7,679.00)</u>		<u>(1,400.00)</u>		

Distribution of Nevada Office Expenses

SE 90-NEVADA
3/31/07

3/7/2008
10:45 AM

INDIRECT EXPENSES:	UICN TR		SPRING CREEK			CENTRAL NEVADA		WSC	
	Sub Account	Amount	%	Account	Amount	Account	Amount	Account	Amount
PAHRUMP OFFICE:									
TEMP. EMPLOYMENT - CLER	140 6369003		23.60%	0110 6369003	0.00	0140 6369003	0.00		
COMPUTER MAINT.	140 6369007	1,147.39	23.60%	0110 6369007	271.00	0140 6369007	(523.00)		
RENT	140 6419090	10,200.00	23.60%	0110 6419090	2,407.00	0140 6419090	(4,649.00)		
PUBL SUBSCRIPTIONS & TA	140 6759001		23.60%	0110 6759001	0.00	0140 6759001	0.00		
ANSWERING SERVICE	140 6759002	499.15	23.60%	0110 6759002	118.00	0140 6759002	(228.00)		
COMPUTER SUPPLIES	140 6759003		23.60%	0110 6759003	0.00	0140 6759003	0.00		
PRINTING & BLUEPRINTS	140 6759004	541.33	23.60%	0110 6759004	128.00	0140 6759004	(247.00)		
POSTAGE	140 6759005		23.60%	0110 6759005	0.00	0140 6759005	0.00		
UPS & AIR FREIGHT	140 6759006	2,234.32	23.60%	0110 6759006	527.00	0140 6759006	(1,018.00)		
PRINTING CUSTOMER SERVICE	140 6759007		23.60%	0110 6759007	0.00	0140 6759007	0.00		
XEROX	140 6759008	245.69	23.60%	0110 6759008	58.00	0140 6759008	(112.00)		
OFF SUPPLY STORES	140 6759009	3,487.24	23.60%	0110 6759009	823.00	0140 6759009	(1,589.00)		
REIM OF OFFICE EMP. EXP	140 6759010		23.60%	0110 6759010	0.00	0140 6759010	0.00		
OFFICE EXPENSES	140 6759011		23.60%	0110 6759011	0.00	0140 6759011	0.00		
CLEANING SUPPLIES	140 6759013		23.60%	0110 6759013	0.00	0140 6759013	0.00		
PETTY CASH OFFICE	140 6759015	30.67	23.60%	0110 6759015	7.00	0140 6759015	(14.00)		
OTHER OFFICE EXPENSES	140 6759090	220.66	23.60%	0110 6759090	52.00	0140 6759090	(100.00)		
OFFICE TELEPHONE	140 6759110	5,386.33	23.60%	0110 6759110	1,271.00	0140 6759110	(2,455.00)		
OPERATIONS TELEPHONES	140 6759135	5,152.31	23.60%	0110 6759135	1,216.00	0140 6759135	(2,349.00)		
OFFICE ELECTRIC	140 6759120	858.22	23.60%	0110 6759120	203.00	0140 6759120	(392.00)		
OFFICE WATER	140 6759125	290.07	23.60%	0110 6759125	68.00	0140 6759125	(132.00)		
OFFICE CLEANING SERVICE	140 6759210	1,560.00	23.60%	0110 6759210	368.00	0140 6759210	(711.00)		
BANK SERV CHARGES	140 7758380		23.60%	0110 7758380	0.00	0140 7758380	0.00		
OFFICE EDUCATION/TRAIN.	140 6759405	4,406.53	23.60%	0110 6759405	1,040.00	0140 6759405	(2,008.00)		
OTHER MISC GENERAL	140 7758390		23.60%	0110 7758390	0.00	0140 7758390	0.00		
DEPRECIATION - COMPUTER	140 4032098	5,046.86	23.60%	0110 4032098	1,191.00	0140 4032098	(2,300.00)	0005 1451034	7,679.00
TOTAL INDIRECT EXPENSES	2334002	<u>41,306.77</u>		0110 2334002	<u>(9,748.00)</u>	0140 2334002	<u>18,827.00</u>	0005 1451133	1,400.00
								0005 1451135	9,748.00
								0005 1451140	(18,827.00)
									0.00
TOTAL COST CENTERS		<u>41,306.77</u>			<u>(9,748.00)</u>		<u>18,827.00</u>		

Distribution of CHARLOTTE Warehouse Expense
 SE 90-CHARLOTTE WAREHOUSE
 3/31/07

3/7/2008
 10:56 AM

Acct Name	Acct #	Amount to be Alloc	Cost Center 891		Cost Center 893		Cost Center 598		
			Account	Amount	Account	Amount	Account	Amount	
Rent - Warehouse (CC 875)	6419032	0.00	891 6419032	0.00	893 6419032	0.00	598 6419032	0.00	
Chlorine	6181010	25,686.62	891 6181010	10,705.62	893 6181010	9,733.00	598 6181010	442.00	
Odor Control Chemicals	6181050	392.39	891 6181050	163.39	893 6181050	149.00	598 6181050	7.00	
Other Chemicals	6181090	28,077.43	891 6181090	11,502.43	893 6181090	10,639.00	598 6181090	483.00	
Water Maintenance Supplies	6759503	1,055.09	891 6759503	268.09	893 6759503	400.00	598 6759503	18.00	
Water Other Maintenance	6755090	2,358.76	891 6755090	598.76	893 6755090	894.00	598 6755090	41.00	
Sewer Maintenance Supplies	7754003	0.00	891 7754003	0.00	893 7754003	0.00	598 7754003	0.00	
Sewer Other Maintenance	7758490	3,230.34	891 7758490	820.34	893 7758490	1,224.00	598 7758490	56.00	
Hurricane/Storms Cost	6759081	0.00	891 6759081	0.00	893 6759081	0.00	598 6759081	0.00	
Communication Expenses	6759405	0.00	891 6759405	0.00	893 6759405	0.00	598 6759405	0.00	
Oper. - Cleaning Supplies	6759017	907.53	891 6759017	229.53	893 6759017	344.00	598 6759017	16.00	
Oper. - Other Office Exp.	6759018	4,052.45	891 6759018	1,029.45	893 6759018	1,535.00	598 6759018	70.00	
Oper. - Ed Expenses	6759410	0.00	891 6759410	0.00	893 6759410	0.00	598 6759410	0.00	
Testing Equipment/Chemicals	6355030	1,889.84	891 6355030	478.84	893 6355030	716.00	598 6355030	33.00	
Depreciation Water Plant	4032010	4,195.58	891 4032010	1,622.58	893 4032010	1,033.00	598 4032010	72.00	
Depreciation Sewer Plant	4033000	179.28	891 4033000	69.28	893 4033000	44.00	598 4033000	3.00	
Total	2334002	72,025.31	na	(27,488.31)	na	(26,711.00)	na	2334002	(1,241.00)

[a] Chemical Expense for Tega Cay - \$200 per Rate Case.

Sub	C.E.	Sub	C.E.	Sub	C.E.
		0502		598	276
0546	141	0508	121		
0553	2,227	0539	131		
0556	66	0544	256		
0566	137	0552	32		
0568	0	0554	103		
0575	697	0558	59		
0583	133	0559	59		
0587	270	0562	46		
0588	1,893	0565	25		
0593	114	0567	0		
0855	90	0582	60		
0861	449	0584	117		
		0585	215		
		0586	117		
		0592	244		
		0596	197		
		0854	150		
		0858	219		
		0859	332		
		0860	1,019		
		0865	34		
		0866	73		
		0871	64		
		0876	157		
Total	6,217		3,961		276
Alloc %	38.66%		24.63%		1.72%
	59.47%		37.89%		2.64%


Distribution of CHARLOTTE Warehouse Expense
 SE 90-CHARLOTTE WAREHOUSE
 3/31/07

3/7/2008
 10:56 AM

Acct Name	Acct #	Amount to be Alloc	Tega Cay		Riverhills		Total Warehouse		WSC	
			Account	Amount	Account	Amount	Account	Amount	Account	Amount
Rent - Warehouse (CC 875)	6419032	0.00	485 6419032	0.00	460 6419032	0.00	875 6419032	0.00		
Chlorine	6181010	25,686.62	485 6181010 a	0.00	460 6181010	4,806.00	875 6181010	(25,686.62)		
Odor Control Chemicals	6181050	392.39	485 6181050 a	0.00	460 6181050	73.00	875 6181050	(392.39)		
Other Chemicals	6181090	28,077.43	485 6181090 a	200.00	460 6181090	5,253.00	875 6181090	(28,077.43)		
Water Maintenance Supplies	6759503	1,055.09	485 6759503	172.00	460 6759503	197.00	875 6759503	(1,055.09)		
Water Other Maintenance	6755090	2,358.76	485 6755090	384.00	460 6755090	441.00	875 6755090	(2,358.76)		
Sewer Maintenance Supplies	7754003	0.00	485 7754003	0.00	460 7754003	0.00	875 7754003	0.00		
Sewer Other Maintenance	7758490	3,230.34	485 7758490	526.00	460 7758490	604.00	875 7758490	(3,230.34)		
Hurricane/Storms Cost	6759081	0.00	485 6759081	0.00	460 6759081	0.00	875 6759081	0.00		
Communication Expenses	6759405	0.00	485 6759405	0.00	460 6759405	0.00	875 6759405	0.00		
Oper. - Cleaning Supplies	6759017	907.53	485 6759017	148.00	460 6759017	170.00	875 6759017	(907.53)		
Oper. - Other Office Exp.	6759018	4,052.45	485 6759018	660.00	460 6759018	758.00	875 6759018	(4,052.45)		
Oper. - Ed Expenses	6759410	0.00	485 6759410	0.00	460 6759410	0.00	875 6759410	0.00		
Testing Equipment/Chemicals	6355030	1,889.84	485 6355030	308.00	460 6355030	354.00	875 6355030	(1,889.84)		
Depreciation Water Plant	4032010	4,195.58	485 4032010	683.00	460 4032010	785.00	875 4032010	(4,195.58)		
Depreciation Sewer Plant	4033000	179.28	485 4033000	29.00	460 4033000	34.00	875 4033000	(179.28)	5	1451079 3,110.00
Total	2334002	<u>72,025.31</u>	485 2334002	<u>(3,110.00)</u>	298 2334002	<u>(13,475.00)</u>	500 2334002	<u>72,025.31</u>	5	1451070 13,475.00
								0.00	5	1451080 (16,585.00)

[a] Chemical Expense for Tega Cay - \$200 per Rate Case.

Sub	C.E.	Sub	C.E.	Sub	C.E.
485	2,618	460	3,008		
	2,618		3,008		16,080
	<u>16.28%</u>		<u>18.71%</u>		<u>100.00%</u>
					10,454



Customer

Equivalents

CUSTOMER EQUIVALENTS 3/31/2007		Mar 2007	CUSTOMER EQUIVALENTS	% BY STATE	% WITHIN STATE
ILLINOIS					
A. USAGE					
014	Camelot	W	215.0		
014	Camelot	S	214.0	322	2.2%
018	Charmar	W	53.0	53	0.4%
022	Cherry Hill	W	257.6	258	1.8%
025	Holiday Hills	W	243.0	243	1.7%
026	Clarendon	W	362.9	363	2.5%
027	Westlake	W	422.8		
027	Westlake	S	421.8	634	4.4%
034	County Line	W	118.4	118	0.8%
038	Del Mar	W D	73.5	37	0.3%
042	Ferson Creek	W	381.0		
042	Ferson Creek	S	373.0	568	4.0%
046	Galena Territory	W	2,176.4		
046	Galena Territory	S	817.2	2,585	18.0%
048	Harbor Ridge	W	322.0		
048	Harbor Ridge	S C	318.0	481	3.4%
049	Great Northern	W	362.0	362	2.5%
050	Killamey	W	352.0	352	2.5%
066	Northern Hills	W	172.0		
066	Northern Hills	S	185.0	265	1.8%
070	Lake Marian	W	292.0	292	2.0%
078	Wildwood	W	195.0	195	1.4%
082	Valentine	W	70.0	70	0.5%
086	Walk-up Woods	W	220.0	220	1.5%
090&062	Whisp.Hills/Pist./Sun	W	2,339.5	2,340	16.3%
096	Medina	S	473.2	473	3.3%
098	Cedar Bluff	S	132.0	132	0.9%
B. AVAILABILITY SYSTEMS					
011	Apple Canyon Usage	W	892.0		
010	Apple Canyon Avail (Split)		1,797.0	1,341	9.4%
055	Lake Holiday Usage	W	1,863.0		
054	Lake Holiday Avail (Split)		228.0	1,920	13.4%
059	Lake Wildwood Usage	W	469.5		
058	Lake Wildwood Avail (Split)		953.0	708	4.9%
TOTAL ILLINOIS			17,764.8	14,331	6.3%
VIRGINIA					
212	COLCHESTER	S	169.0	169	4.4%
224	MASSANUTTEN usage	W	176.0		
224	MASSANUTTEN usage	S	176.0		
225	MASSANUTTEN usage	W	2,244.3		
225	MASSANUTTEN usage	S	2,033.6		
226	MASSANUTTEN availability	W S	223.0	3,637	95.6%
TOTAL VIRGINIA			5,244.9	3,806	1.7%
LOUISIANA					
771	North Park/River Oaks	W	1,164.8		
771	North Park/River Oaks	S	1,110.3	1,720	
773	Arrowwood	W	2,555.5		
773	Arrowwood	S	2,242.2	3,677	
774	Greenbrier	W	841.3		
774	Greenbrier	S	723.3	1,203	
775	Ingram Estates	W	256.0		
775	Ingram Estates	S	255.0	384	
776	Windstone	W	291.0		
776	Windstone	S	285.0	434	
Total U.I.OF LOUISIANA			9,724.4	7,418	49.6%
LOUISIANA WATER SERVICE, INC.					
750	Woodridge	W	512.0		
751	Woodridge	S	496.0	760	
752	Kingspoint	W	1,945.6		
752	Kingspoint	S	1,936.1	2,914	
753	Lake Village	W	672.3		
753	Lake Village	S	664.8	1,004	
754	Huntwyk	W	669.5		
754	Huntwyk	S	669.5	1,005	
755	Quail Ridge	W	378.0		
755	Quail Ridge	S	359.0	558	
756	Magnolia Forest/Rocket Ranch	W	547.4		

CUSTOMER EQUIVALENTS			Mar	CUSTOMER	% BY	% WITHIN
3/31/2007			2007	EQUIVALENTS	STATE	STATE
756	Magnolia Forest/Rocket Ranch	S	528.6	811		
757	Frenchman's Estates	W	54.5	55		
758	Village Acadian	W	49.4			
758	Village Acadian	S	43.4	71		
759	Oakmont	W	162.0			
759	Oakmont	S	159.0	242		
764	Pirates Harbor	W	103.0	103		
Total LOUISIANA WATER SERVICE, INC.			9,950.1	7,523		50.4%
TOTAL LOUISIANA			<u>19,674.5</u>	<u>14,940</u>	6.5%	<u>100.0%</u>
INDIANA						
TWIN LAKES						
280&282	Twin Lakes Utilities, Inc.	W	3,111.0			
280&282	Twin Lakes Utilities, Inc.	S	3,077.0	4,650		79.2%
INDIANA WATER SERVICE						
151	Indiana Water Service	W D	1,844.2	922		15.7%
WSC of INDIANA						
150&149	WSC of Indiana	W	199.5			
150&149	WSC of Indiana	S	200.5	300		5.1%
TOTAL INDIANA			<u>8,432.2</u>	<u>5,872</u>	2.6%	<u>100.0%</u>
OHIO						
246	Holiday Service	W	435.0			
245	Holiday Service Availability		551.0	573		
TOTAL OHIO			<u>986.0</u>	<u>573</u>	0.3%	<u>100.0%</u>
SOUTH CAROLINA						
CAROLINA WATER SERVICE, INC.						
295	Salem Church	S	156.0	156		
351	Falcon Ranches	W	98.8	99		
352	Sycamore Acres	W D	79.5	40		
353	Westside Terrace	W D	65.0	33		
356	Oakwood	W D	59.0			
356	Oakwood	S	9.0	64		
357	Woodsen	S	89.0	89		
360	Blue Ridge	W	54.0	54		
361	Calvin Acres	W	40.0	40		
362	Pocalla	W	100.0			
362	Pocalla	S	161.0	181		
363	Rock Bluff	W	20.0	20		
364	Laurel Meadows	W D	282.0			
364	Laurel Meadows	S	275.0	420		
366	Oakland Plantation	S	314.6	315		
368	Indian Forks	W	73.0			
368	Indian Forks	S C	81.0	114		
369	Brighton Forest	W D	135.0			
369	Brighton Forest	S	144.0	207		
370	Indian Pines	W	17.0	17		
371	Rollingwood/Silver Creek	W D	185.0			
371	Rollingwood/Silver Creek	S	100.0	235		
372	Hidden Valley Trailer Pk.	W D	55.2			
372	Hidden Valley Trailer Pk.	S	486.6	298		
373	Smallwood Estates	W	115.0			
373	Smallwood Estates	S	113.0	172		
375	The Landings	W D	160.0			
375	The Landings	S	161.0	241		
376	Harborside	W D	78.8			
376	Harborside	S	77.8	118		
378	Spring Lake	W D	117.0			
378	Spring Lake	S	117.0	176		
379	Palmetto Apts./Ests.	S C	50.2	25		
380	Roosevelt Gardens	S	165.5	166		
382	Hidden Valley Country Club	W	186.8	187		
385	Peachtree Acres	W	48.0	48		
391	Hunters Glen	W	96.5	97		
401	Heatherwood	W	101.0	101		
402	Idlewood	W D	66.5	33		
403	Springhill/Oakcrest	W D	424.5			
403	Springhill/Oakcrest	S	432.0	641		
404	Lincolnshire-Whites Creek	S	251.0	251		

CUSTOMER EQUIVALENTS 3/31/2007			Mar 2007	CUSTOMER EQUIVALENTS	% BY STATE	% WITHIN STATE
405	40 Love Point	W	121.0			
405	40 Love Point	S C	120.0	181		
406	Planter's Station	W D	162.0			
406	Planter's Station	S	160.0	242		
422	Greyland Forest	W D	308.0			
422	Greyland Forest	S	304.0	460		
424	Glen Village	W	210.0			
424	Glen Village	S	200.0	310		
440	North Lake Shore Pt.	S C	24.0	12		
441	Ballentine Cove	S	90.0	90		
442	Shadowood Cove	S C	114.0	57		
443	Golden Pond	W D	350.0			
443	Golden Pond	S	341.0	521		
444	Oak Grove Est	W D	153.8			
444	Oak Grove Est	S	155.8	232		
445	Secret Cove	S	86.0	86		
458	Governor's Grant	S	318.0	318		
460	Riverhills Plantation	W D	3,147.6			
460	Riverhills Plantation	S C	2,867.6	3,008		
461	Lake Murray	W D	328.5			
461	Lake Murray	S	337.0	498		
462	Stonegate	W	129.0			
462	Stonegate	S C	127.0	193		
374	Friarsgate	S	1,075.0	1,075		
394	Friarsgate	S	1,860.8	1,861		
	Total CWS		18,931.4	13,779		57.9%

UTILITIES SERVICES OF SOUTH CAROLINA INC

COLUMBIA

1310	Parkwood	W D	117.5	59		
1311	Tanya Terrance	W	22.0	22		
1312	Emma Terrance	W	23.0	23		
1313	Lexington Estates	W	165.0	165		
1314	Windy Hill	W	141.0	141		
1315	Hermitage	W	15.0	15		
1316	Vanarsdale	W D	192.6	96		
1317	Murray Park	W	47.0	47		
1318	Lake Village	W	76.0	76		
1319	Tanglewood	W	8.0	8		
1320	Foxtrail	W	37.0	37		
1321	Dutch Village (Aka Dutch Creek)	W	176.0	176		
1322	Raintree Acres	W D	146.0	73		
1323	Murray Lodge	W	57.0	57		
1324	Dutchman Shores	W D	150.0	75		
1325	Indian Cove	W	32.0	32		
1326	Milmont Shores	W D	21.0	11		
1327	Arrowhead Estates	W	33.0	33		
1328	Lakewood Estates	W	78.0	78		
1329	Hilton Place	W	34.0	34		
1330	Estates Of Hilton	W	27.0	27		
1331	Plantation	W	396.0	396		
1332	Springfield Acres	W	49.0	49		
1333	Farrowood	W	145.0	145		
1334	Harmon Estates	W	44.0	44		
1335	Washington Height	W	72.0	72		
1336	Oakridge Hunt Club	W	79.0	79		
1337	Glenn Village	W	89.0	89		
1338	Belmead	W	154.0	154		
1339	Sangaree	W	53.0	53		
1340	Cambridge Hills	W	87.6	88		
1341	South Congaree	W	0.0	0		
1342	Dutchman Acres	W	23.0	23		
1343	Lexington Farms	W	114.6	115		
1344	Charwood	W	271.0	271		
1345	Charleswood	W	189.0	189		

ROCK HILL/BLUE RIBBON

1346	Shandon	W	70.0			
1346	Shandon	S	37.0	89		
1347	Foxwood	W	232.0			
1347	Foxwood	S	233.0	349		
1348	Pleasant Hil					

CUSTOMER EQUIVALENTS 3/31/2007			Mar 2007	CUSTOMER EQUIVALENTS	% BY STATE	% WITHIN STATE
1349	Leslie Woods	W	16.0	16		
1350	Leslie Dale	W	28.0	28		
1351	Middlestream	W	34.0	34		
1352	Riverben	W	35.0	35		
1353	Carrolton Place	W	40.0	40		
1354	Carrowoods	W	78.0			
1354	Carrowoods	S	54.0	105		
1355	Country Oaks	W	134.0			
1355	Country Oaks	S	46.0	157		
1356	Barney Rhett	W	42.0	42		
1357	Wesleywoods	W	23.0	23		
1358	Valleymere	W	22.0	22		
1359	Hickory Mills	W D	36.0	18		
1360	Plantation	W	88.0	88		
1361	Woodbridge	W	66.0	66		
1362	Wintercrest	W	72.0	72		
1363	Olewoods	W	29.0	29		
1364	Ridgewood	W	65.0	65		
1365	Olympic Acres	W	75.0	75		
1366	Shiloh Quarters	W	56.0	56		
1367	Southbend	W	40.0	40		
1368	Windy Run	W	32.8	33		
1369	Brownsboro	W	77.0	77		
1370	Cameron Estates	W	28.0	28		
1371	Old Farms	W	20.0	20		
1372	Silver Lakes	W	27.0	27		
1373	Woodwind	W	45.0	45		
1374	Farm Pond	W	26.0	26		
1375	Kim Acres	W	56.0	56		
1376	Brown Neal	W	19.0	19		
1377	Pepperidge	W	47.0	47		
1378	Polly Circle	W	38.0	38		
1379	Mallard Lakes	W	46.0	46		
1380	Hidden Lakes	W	47.0	47		
1381	Spirng Lakes	W	14.0	14		
ANDERSON						
1383	Calhoun Acres	W D	75.0	38		
1384	Nevitt Forest	W D	212.0	106		
1385	Naynie Builders	W	91.0	91		
1386	Leon Bolt	W D	99.0	50		
1387	Normandy Park	W	37.0	37		
1388	Dobbins Estates	W D	71.0	36		
1389	Hill And Dale	W D	62.0	31		
1390	Lakewood	W	71.0	71		
1391	Edgebrook	W D	18.0	9		
1392	Oakwood Estates	W D	52.0	26		
1393	Sherwood Forest	W	36.0	36		
1394	Towncreek Acres	W	106.0	106		
1395	Bellmead	W D	68.0	34		
1396	Bridgewater	W	94.0	94		
1397	Clearview	W D	60.0	30		
1398	Fieldcrest	W	27.0	27		
1399	Greenforest	W D	66.0	33		
1400	Hidden Lake	W	68.0	68		
1401	Surfside	W D	22.0	11		
1402	Purdy Shores Summer Homes	W	89.0	89		
	Total Utilities Services of SC		<u>6,962.1</u>	<u>6,046</u>		25.4%
OTHER SOUTH CAROLINA UTILITIES						
SOUTHLAND UTILITIES, INC.						
464	Creekwood (w)	W	54.0	54		
465	Cedarwood (w)	W	119.0	119		0.7%
TEGA CAY WATER SERVICE, INC.						
485	Tega Cay	W D	1,779.5			
485	Tega Cay	S	1,676.0	2,618		11.0%
UNITED UTILITY COMPANIES, INC.						
705	Kingswood	W	24.0	24		
712	Woodmont Estates	W	21.0	21		
714	Trollingwood	W	50.0			
714	Trollingwood	S	52.0	76		
715	Briarcreek	S	85.8	86		

CUSTOMER EQUIVALENTS 3/31/2007		Mar 2007	CUSTOMER EQUIVALENTS	% BY STATE	% WITHIN STATE
716	Canterbury	S	143.0	143	
717	Chamberl Forest	S	97.0	97	
718	Fairwood	S	88.0	88	
720	River Forest	S C	79.0	40	
721	Stonecreek	S C	187.6	94	
722	Valley Brook	S	170.0	170	
723	Village	S	207.2	207	
724	N Greenville College	S	40.0	40	
725	Highland Forest	S	84.6	85	
726	Keowee Townhomes	S	0.0	0	
Total United			<u>1,329.2</u>	<u>1,171</u>	
TOTAL SOUTH CAROLINA			<u>30,851.2</u>	<u>23,786</u>	10.4% <u>4.9%</u> <u>99.9%</u>

NORTH CAROLINA

C.W.S. OF NORTH CAROLINA:

501	Sugar Mountain	W	1,421.7		
501	Sugar Mountain	S	1,204.6	2,024	
502	Saddlewood	W	123.0		
502	Saddlewood	S	15.0	131	
505	Sherwood Forest	W	245.2	245	
506	Woodhaven	W	78.0	78	
508	Zemosa Acres DISTRIBUTION ONLY	W D	241.1	121	
509	Ashley Hills	S	1,033.0	1,033	
510	Corolla Light	W	492.8		
510	Corolla Light	S	474.5	730	
512	Kynwood Subdiv.	S	65.0	65	
513	Hestron Park	W	61.5		
513	Hestron Park	S	72.5	98	
514	Hound Ears	W	446.0		
514	Hound Ears	S	198.5	545	
515	Willowbrook	W	157.9		
515	Willowbrook	S	154.6	235	
516	Grandview at T-Square	W	81.0	81	
517	Spooners Creek	S	45.0	45	
519	Wolf Laurel	W	675.0		
519	Blue Mountain	S	65.0	708	
523	Vander	W	227.8	228	
524	White Oak	W	288.0		
524	White Oak	S	196.0	386	
525	Kings Grant (Ral.)	S	115.0	115	
527	Bent Creek	W	303.0		
527	Bent Creek	S	303.0	455	
528	Mt. Carmel	S C	369.0	185	
529	Whispering Pines	W D	1,425.8	713	
530	Crestview Estates	W	33.0	33	
531	Sherwood Park	W	101.0	101	
532	Misty Mountain	W	139.0	139	
533	Crystal Mountain	W	45.0	45	
534	Pine Knoll Shores	W	0.0	0	
535	Ski Mountain	W	238.0	238	
536	Mt. Mitchell	W	253.0	253	
537	Bear Paw	W	309.5		
537	Bear Paw	S	69.0	345	
539	Forest Brook	W	130.5	131	
541	Carolina Forest usage	W	187.1		
540	Carolina Forest availability	W	824.0	393	
543	Woodrun usage	W D	414.5		
542	Woodrun availability	W	838.0	417	
544	Kings Grant	W	171.0		
544	Kings Grant	S	170.0	256	
545	Watauga Vista	W	141.0	141	
546	Steeplechase	S	152.0	152	
547	Quail Ridge	W	163.0	163	
552	Beechbrook	W	32.0	32	
553	Cabarrus Woods	W	1,494.0		
553	Cabarrus Woods	S	1,466.0	2,227	
554	College Park	W	80.0		
554	College Park	S	45.8	103	
555	Country Club Annex	W	29.0	29	
556	Country Hills	W	66.0	66	
558	Harbor House Estates	W	59.0	59	
559	Holly Acres	W	59.4	59	

CUSTOMER EQUIVALENTS 3/31/2007		Mar 2007	CUSTOMER EQUIVALENTS	% BY STATE	% WITHIN STATE
562	Oakdale Terrace	W	46.0	46	
565	Suburban Heights	W	25.0	25	
566	Windsor Chase	W	136.5	137	
569	Yorktown DISTRIBUTION ONLY	W D	105.0	53	
572	Powder Horn Mtn.	W	216.5	217	
573	Monteray Shores	W	464.2		
573	Monteray Shores	S	451.7	690	
574	Olde Point	W	191.0		
574	Olde Point	S	114.0	248	
575	Independent	S	697.0	697	
576	High Meadows usage	W	12.5		
577	High Meadows flat chge.	W	250.0	263	
579	Chapel Hills	W	92.0	92	
582	Huntington Forest	W	60.0	60	
583	Eastwood Forest	W	132.8	133	
584	Westwood Forest	W	117.0	117	
585	Wildwood Green	W	215.0	215	
586	Bahia Bay	W	117.0	117	
587	Lampighter East	W	180.0		
587	Lampighter East	S	180.0	270	
588	Lampighter South	W	1,260.5		
588	Lampighter South	S	1,263.0	1,893	
592	Emerald Point	W	163.4		
592	Emerald Point	S	161.4	244	
593	Huntwick	S	114.0	114	
594	Abington/Interlaken	W	584.0		
594	Abington/Interlaken	S	586.0	877	
595	Brandywine Bay	W	837.7		
595	Brandywine Bay	S	733.2	1,205	
596	Queens Harbor	W	133.0		
596	Queens Harbor	S	128.0	197	
597	Belvedere	W	954.5		
597	Belvedere	S	597.0	1,254	
598	River Pointe	W	185.0		
598	River Pointe	S	181.0	276	
851	Riverwoods	W	184.0	184	
853	Forest Ridge/Wood Hollow	S	541.0	541	
854	Pinnacle Shores	W	150.0	150	
855	Britley	W D	60.0		
855	Britley	S	59.0	90	
856	Waterglen	W	33.0	33	
857	Buffalo Creek	W	226.0	226	
858	Stone Hollow	W	219.0	219	
859	The Harbour	W	331.5	332	
860	The Pointe	W	1,018.5	1,019	
861	Avensong	W	300.5		
861	Avensong	S	296.0	449	
862	Wood Trace	W	45.0	45	
864	Middlepointe	W	68.5	69	
865	Lemmod Acres	W	34.0	34	
866	Wildlife Bay	W	73.0	73	
867	Nags Head	S	721.0	721	
868	Bristol Farm/Brawley/Turtle	W	670.0		
868	Bristol Farm/Brawley/Turtle	S	657.5	999	
869	Currituck Club	W	470.0	470	
870	Meadow Glen	W	31.0	31	
871	Heathfield	W	63.5	64	
872	Monterray	W	27.0	27	
873	High Vista	W	228.0	228	
874	Eagle Crossing	W	77.0	77	
876	Larkhaven	W	157.0	157	
881	Regalwood	S	373.0	373	
882	White Oak Estates	S	487.0	487	
Total CWS of NC			<u>37,574.2</u>	<u>30,135</u>	61.9%

OTHER NORTH CAROLINA UTILITIES
CWS SYSTEMS, INC.

801	Fairfield - Mountain	W	1,132.5		
801	Fairfield - Mountain	S C	513.5	1,390	
802	Fairfield - Sapphire Valley	W	1,561.8		
802	Fairfield - Sapphire Valley	S	783.8		

CUSTOMER EQUIVALENTS 3/31/2007			Mar 2007	CUSTOMER EQUIVALENTS	% BY STATE	% WITHIN STATE
803	Fairfield - Sapphire Avail	W	875.0			
803	Fairfield - Sapphire Avail	S	111.0	2,201		
804	Fairfield - Harbour	W	1,697.8			
804	Fairfield - Harbour	S	1,635.8			
805	Fairfield - Harbour Avail	W S	1,044.0	3,038		
808	Forest Hills	W	138.5	139		
810	Heather Glen	W	102.0	102		
812	Country Crossing	W	54.0	54		
813	Oakes Plantation	W	24.0	24		
814	Ransdell Forest	W	44.0	44		
815	Sandy Trail	W	115.0	115		
816	Stewart's Ridge	W	46.0	46		
817	Tuckahoe	W	87.0	87		
818	Wilder's Village	W	46.8	47		
819	Ashley Hills/Amber Acres	W	1,184.0	1,184		
820	Neuse Woods	W	96.8	97		
821	Jordan Woods	W	33.0	33		
824	Treasure Cove	W	295.0	295		
825	Hidden Hollow	W	45.0	45		
826	Linsey Pointe	W	30.0	30		
	Total CWS Systems, Inc.		<u>12,740.3</u>	<u>8,969</u>		18.4%
ELK RIVER UTILITIES, INC.						
830	Elk River	W	280.0			
830	Elk River	S	109.0	335		0.7%
CAROLINA TRACE UTILITIES, INC.						
900	Carolina Trace	W	1,431.0			
900	Carolina Trace	S	1,364.5	2,113		4.3%
TRANSYLVANIA UTILITIES, INC.						
905	Transylvania	W	1,276.4			
905	Transylvania	S	952.4			
906	Transylvania Avail.	W	867.0			
906	Transylvania Avail.	S	414.0	2,072		4.3%
NORTH TOPSAIL UTILITIES, INC.						
920&921	North Topsail	S	2,819.5	2,820		5.8%
CAROLINA PINES						
925	Carolina Pines	S	321.0	321		0.7%
BRADFIELD FARMS						
922	Bradfield Farms	W	954.5			
922	Bradfield Farms	S	1,309.5	1,610		3.3%
NERO						
923	Nero	W	125.0			
923	Nero	S	125.0	188		0.4%
PEACH ORCHARD						
831	Maria Park	W	0.0			
832	Peach Orchard	W	0.0	0		0.0%
HARRCO						
833	Hardscrabble	S	98.0	110		0.2%
838	River Oaks	S	12.0			
TOTAL NORTH CAROLINA			<u>62,773.3</u>	<u>48,672</u>	21.2%	<u>100.0%</u>
FLORIDA						
MILES GRANT WATER & SEWER						
640	Miles Grant	W	1,117.1			
640	Miles Grant	S	1,050.6	1,642		2.5%
TIERRE VERDE						
646	Tierre Verde	S C	1,015.0	508		0.8%
MID-COUNTY SERVICES, INC.						
645	Mid-County	S	2,075.0	2,075		3.1%
LAKE PLACID UTILITIES, INC.						
641	Lake Placid	W	137.7			
641	Lake Placid	S	203.5	240		0.4%
EASTLAKE WATER SERVICE, INC.						
643&653	East Lake	W D	928.4			
643&653	East Lake	S C	889.4	909		1.4%
PEBBLE CREEK UTILITIES, INC.						
644	Pebble Creek	W D	1,491.5			
644	Pebble Creek	S	1,438.5	2,211		3.4%
ALAFAYA UTILITIES, INC.						
647&670&671	Alafaya	S	7,319.0	7,319		11.1%
UTILITIES, INC. OF LONGWOOD						
648	Longwood	S	1,806.0	1,806		2.7%

**CUSTOMER EQUIVALENTS
3/31/2007**

Mar
2007

CUSTOMER
EQUIVALENTS

% BY
STATE

% WITHIN
STATE

WEDGEFIELD UTILITIES, INC.						
649	Wedgfield	W	1,549.8			
649	Wedgfield	S	1,525.8	2,313		3.5%
CYPRESS LAKES UTILITEIS, INC.						
672	Cypress Lakes	W	1,213.1			
672	Cypress Lakes	S	1,119.9	1,773		2.7%
EAGLERIDGE UTILITIES, INC.						
673	Eagle Ridge	S	1,624.1			
674	Cross Creek	S	908.0	2,532		3.8%
SANLANDO UTILITES, INC.						
682&683&684	Sanlando	W	11,889.2			
682&683&684	Sanlando	S	9,147.0	16,463		25.0%
UTILITIES, INC. OF SANDLHAVEN						
690	Sandalhaven	S	984.5	985		1.5%
BAYSIDE UTILITY SERVICES, INC.						
694	Bayside	W D	243.4			
694	Bayside	S C	244.2	244		0.4%
SOUTHGATE UTILITIES, INC.						
696&697&698	Southgate	W D	5,766.9			
696&697&698	Southgate	S	0.0	2,883		4.4%
HUTCHINSON ISLAND						
692	Hutchinson Island	W	205.7			
692	Hutchinson Island	S	176.2	294		0.4%
HUTCHINSON ISLAND IRRIGATION						
0002	Hutchinson Island Irrigation	W	160.5	161		0.2%
PENNBROOKE						
0691	Pennbrooke	W	1,459.5			
0691	Pennbrooke	S	1,243.0	2,082		3.2%
SANDY CREEK						
699	Sandy Creek	W	198.8			
699	Sandy Creek	S	166.0	282		0.4%
LABRADOR						
693	Labrador	W	783.5			
693	Labrador	S	766.5	1,167		1.8%
LAKE UTILITY SERVICES, INC.						
628	Clermont	W	204.0	204		
631	Amberhill	W	772.0	772		
632	Highland Point	W	47.5	48		
633	The Oranges	W	100.0	100		
634	Lake Ridge	W	130.0	130		
636	Vistas	W	986.1	986		
661	Crescent Bay	W	93.0	93		
662	Crescent West	W	99.0	99		
663	Four Lakes	W	65.0	65		
664	Lake Saunders Acres	W	45.0	45		
665	Lake Crescent Hills	W	127.0	127		
666	Preston Cove	W	105.0	105		
667&668	South Clermont (EDB)	W	2,832.7	2,833		
675	Lake Groves	W	2,895.8			
675	Lake Groves	S	2,820.3	4,306		
	Total Lake Utility		<u>11,322.4</u>	<u>9,912</u>		15.0%
UTILITIES, INC. OF FLORIDA						
602	Weathersfield	W	709.0			
602	Weathersfield	S C	704.5	1,061		
604	Oakland Shores	W	226.5	227		
606	Little Wekiva	W	60.0	60		
608	Park Ridge	W	102.0			
608	Park Ridge	S	0.0	102		
610	Phillips Section	W	79.0	79		
612	Crystal Lake	W	175.0	175		
613	Bartell/Wisbar	W D	163.5			
613	Bartell/Wisbar	S C	162.0	163		
614	Ravenna Park/Lincoln Hts.	W	353.5			
614	Ravenna Park/Lincoln Hts.	S C	250.5	479		
615	Bartel/Buena Vista	W	1,093.8	1,094		
616	Bear Lake Manor	W	222.5	223		
618	Jansen	W	253.5	254		
620	Crescent Hts. DISTRIBUTION ONLY	W D	275.5	138		
621	Davis Shores	W D	42.0	21		
622	Crownwood	S C	8.0	4		
623	Trailwoods	W	303.0			
623	Trailwoods	S C	297.0	452		

CUSTOMER EQUIVALENTS 3/31/2007		Mar 2007	CUSTOMER EQUIVALENTS	% BY STATE	% WITHIN STATE
624	Oakland Hills	W	185.0		
624	Oakland Hills	S C	184.0	277	
626	Summertree (PPW)	S C	1,033.2		
626	Summertree (PPW)	W	1,222.2	1,739	
629	Orangewood	W	582.3	582	
630	Golden Hills	W	447.4	447	
635	Crownwood	W	84.2		
635	Crownwood	S	61.2	115	
637	Lake Tarpon	W	432.5		
637	Lake Tarpon	S	0.0	433	
Total U.I. of Florida			9,712.8	8,123	12.3%
TOTAL FLORIDA			<u>81,882.5</u>	<u>65,922</u>	<u>28.8%</u> <u>100.0%</u>

GEORGIA

UTILITIES, INC. OF GEORGIA

264&265	Skidaway Island Utilities, Inc.	W	4,432.9		
264&265	Skidaway Island Utilities, Inc.	S	4,276.9		
262	Skidaway Island Availability	W S	462.0		
266&267	Olde Atlanta	S	640.0	7,442	79.0%

WATER SERVICE COMPANY OF GEORGIA INC

1268	Crestwood	W	14.0	14	
1269	Bear Creek	W	139.0	139	
1270	Kendalwood	W	49.0	49	
1271	Riverwood	W	152.0	152	
1272	Shady Grove	W	60.0	60	
1273	Southlake	W	31.0	31	
1274	Spenceton #1	W	21.0	21	
1275	Spenceton #2	W	101.0	101	
1276	Spenceton #3	W	7.0	7	
1277	Talloakas	W	165.0	165	
1278	Vinland	W	21.0	21	
1279	Holly Springs	W	57.0	57	
1280	Lake Riverside	W	254.0	254	
1281	Riverwood Estates	W	30.0	30	
1282	Worthy Manor	W	178.0		
1282	Worthy Manor	S	176.0	266	
1283	Big Oak Estates	W	42.0	42	
1284	Holland Folly 1	W	23.0	23	
1285	Windsor	W	35.0	35	
1286	Holland Folly 2	W	19.0	19	
1287	Holland Folly 3	W	111.0		
1287	Holland Folly 3	S	111.0	167	
1288	Colonial Acres	W	19.0	19	
1289	Carver	W	38.0	38	
1290	Lee Villa Estates	W	6.0	6	
1291	Park Place	W	10.0	10	
1292	Fairfax Motel	W	0.0	0	
1293	Shady Acres	W	81.0	81	
1294	Shady Acres II	W	38.0	38	
1295	Green Meadow Estates	W	54.0	54	
1296	Jamar	W	21.0	21	
1297	Country West Sect 3	W	20.0	20	
1298	Country Circle Road	W	19.0	19	
1299	South Lake II	W	19.0	19	
Total WSC of Georgia			2,121.0	1,978	21.0%
TOTAL GEORGIA			<u>12,394.8</u>	<u>9,420</u>	<u>4.1%</u> <u>100.0%</u>

MISSISSIPPI

CHARLESTON UTILITIES

290	Charleston	W	1,385.1		
290	Charleston	S	0.0	1,385	
292	East Charleston	W	106.0	106	
Charleston Utilities, Inc.			1,491.1	1,491	0.7%


TENNESSEE

651	Tennessee Water Service	W D	559.0	280	0.1%
-----	-------------------------	-----	-------	-----	------

KENTUCKY

162	Clinton	W	795.0		
162	Clinton	S	0.0	795	19.5%

CUSTOMER EQUIVALENTS 3/31/2007			Mar 2007	CUSTOMER EQUIVALENTS	% BY STATE	% WITHIN STATE
171&172&173	Middlesborough	W D	6,569.2	3,285		80.5%
	TOTAL KENTUCKY		<u>7,364.2</u>	<u>4,080</u>	1.8%	<u>100.0%</u>
MARYLAND						
UTILITIES, INC. OF MARYLAND						
201	Marlboro Meadows	W	0.0			
201	Marlboro Meadows	S	0.0	0		0.0%
MARYLAND WATER SERVICE						
215	Pinto (Distribution)	W D	1,077.0			
215	Pinto	S	1,068.8			
216	Highland Estates (Distribution)	W D	38.0	1,092		31.0%
PROVINCES UTILITIES, INC.						
210	Provinces Utilites, Inc.	W	1,507.0	1,507		42.7%
GREENRIDGE UTILITIES, INC.						
205	Greenridge Utilities, Inc.	W	848.0			
208	Vistas	W	81.0	929		26.3%
	TOTAL MARYLAND		<u>4,619.8</u>	<u>3,528</u>	1.5%	<u>100.0%</u>
PENNSYLVANIA						
UTILITIES, INC. OF PENNSYLVANIA						
250	Broad Run	S	2,159.0	2,159		39.6%
WESTGATE						
251	Westgate	W	745.5	746		13.7%
PENN ESTATES UTILIITES, INC.						
255	Penn Estates	W	1,676.0			
255	Penn Estates	S	1,676.0			
256	Penn Estates Availability	W	74.0			
256	Penn Estates Availability	S	74.0	2,551		46.8%
	TOTAL PENNSYLVANIA		<u>6,404.5</u>	<u>5,456</u>	2.4%	<u>100.1%</u>
NEW JERSEY						
MONTAGUE WATER COMPANY						
270	Montague Water	W	796.0			
270	Montague Sewer	S	271.5	932		
	TOTAL NEW JERSEY		<u>1,067.5</u>	<u>932</u>	0.4%	<u>100.0%</u>
NEVADA						
SPRING CREEK UTILITIES, COMPANY						
110&111&112	Spring Creek	W	3,969.3			
110&111&112	Spring Creek	S	121.3	4,030		23.6%
UTILITIES, INC. OF CENTRAL NEVADA						
141&142&143	Central Nevada	W	7,350.2			
141&142&143	Central Nevada	S	3,883.1	9,292		54.4%
UTILITIES, INC. OF NEVADA						
120&121	Ul of Nevada	W	3,174.5	3,175		18.6%
SKY RANCH WATER SERVICE CORP						
123	Sky Ranch	W	578.0	578		3.4%
	TOTAL NEVADA		<u>19,076.4</u>	<u>17,075</u>	7.5%	<u>100.0%</u>
ARIZONA						
935&936&937&938	Bermuda Water Company	W	8,738.1	8,738	3.8%	100.0%
Bio Tech						
			<u>178.0</u>	<u>178</u>	0.1%	<u>100.0%</u>
GRAND TOTAL ALL STATES						
			<u>289,502.8</u>	<u>229,079</u>	100.2%	
			286,234.8			



Distribution

Codes

Company Number	Company Name	Customer Equivalents @ 12/31/06	Customer Equivalent Percentage CODE 1	Customer Equivalent Percentage CODE 2	Customer Equivalent Percentage CODE 3
05	Apple Canyon	1,341	0.585%	6.455%	9.360%
06	Camelot	322	0.141%	1.550%	2.247%
07	Charmar	53	0.023%	0.255%	0.370%
08	Cherry Hill	258	0.112%	1.240%	1.797%
09	Clarendon Hills	363	0.158%	1.747%	2.532%
10	Hilldale Manor	0	0.000%	0.000%	0.000%
11	County Line	118	0.052%	0.570%	0.826%
12	DelMar	37	0.016%	0.178%	0.258%
13	Ferson Creek	588	0.248%	2.734%	3.963%
14	Galena Territory	2,585	1.129%	12.444%	18.040%
15	Killarney	352	0.154%	1.694%	2.456%
16	Lake Holiday	1,920	0.838%	9.242%	13.397%
17	Lake Wildwood	708	0.309%	3.405%	4.937%
18	Northern Hills	265	0.116%	1.276%	1.849%
20	Lake Marian	292	0.127%	1.405%	2.037%
21	Wildwood	195	0.085%	0.939%	1.361%
22	Valentine	70	0.031%	0.337%	0.488%
23	Walk-Up Woods	220	0.096%	1.059%	1.535%
24	Whisp.Hills/Pist./Sun	2,340	1.021%	11.261%	16.324%
25	Holiday Hills	243	0.106%	1.170%	1.696%
26	Medina	473	0.207%	2.278%	3.302%
27	Westlake	634	0.277%	3.051%	4.422%
28	Cedar Bluff	132	0.058%	0.635%	0.921%
29	Harbor Ridge	481	0.210%	2.315%	3.356%
30	Great Northern	362	0.158%	1.742%	2.528%
32	Peach Orchard	0	0.000%	0.000%	0.000%
33	Harro	110	0.048%	0.000%	0.000%
34	Ul of Nevada	3,175	1.386%	0.000%	0.000%
35	Spring Creek	4,030	1.759%	0.000%	0.000%
36	Louisiana Water Service	7,523	3.284%	0.000%	0.000%
38	Utilities Inc. of Louisiana	7,418	3.238%	0.000%	0.000%
40	Utilities, Inc. of Maryland	0	0.000%	0.000%	0.000%
41	Colchester	169	0.074%	0.000%	0.000%
42	Greenidge Utilities, inc.	929	0.406%	0.000%	0.000%
43	Provinces Utilities, inc.	1,507	0.658%	0.000%	0.000%
44	Maryland Water Service	1,092	0.477%	0.000%	0.000%
47	Massarutten	3,637	1.587%	0.000%	0.000%
50	Holiday Service	573	0.250%	2.758%	0.000%
51	Westgate	748	0.325%	0.000%	0.000%
52	Utilities, Inc. of Pennsylvania	2,159	0.942%	0.000%	0.000%
53	Penn Estates	2,551	1.114%	0.000%	0.000%
55	Skidaway	7,442	3.249%	0.000%	0.000%
56	Elk River	335	0.146%	0.000%	0.000%
57	Montague Water/Sewer Co	932	0.407%	0.000%	0.000%
60	Twin Lakes Utilities	4,650	2.030%	22.380%	0.000%
61	Tierre Verde	508	0.222%	0.000%	0.000%
62	Lake Placid	240	0.105%	0.000%	0.000%
64	Eastlake	909	0.397%	0.000%	0.000%
65	Charleston Utilities	1,491	0.651%	0.000%	0.000%
66	Pebble Creek	2,211	0.965%	0.000%	0.000%
67	Alafaya Utilities, Inc.	7,319	3.195%	0.000%	0.000%
68	Utilities, Inc. of Longwood	1,806	0.788%	0.000%	0.000%
69	Wedgetield	2,313	1.010%	0.000%	0.000%
70	CWS (South Carolina)	13,779	6.015%	0.000%	0.000%
71	Utilities Services of SC	6,046	2.639%	0.000%	0.000%
72	Cypress Lakes	1,773	0.774%	0.000%	0.000%
73	Ul of Eagle Ridge	2,532	1.105%	0.000%	0.000%
74	Southland Utilities	173	0.076%	0.000%	0.000%
75	United Utility Co.	1,171	0.511%	0.000%	0.000%
79	Tega Cay Water Service	2,618	1.143%	0.000%	0.000%
80	CWS of NC	30,135	13.155%	0.000%	0.000%
83	CWS Systems, Inc.	8,969	3.915%	0.000%	0.000%
86	Carolina Trace	2,113	0.922%	0.000%	0.000%
87	Transylvania	2,072	0.905%	0.000%	0.000%
88	Mid-County Services, Inc.	2,075	0.906%	0.000%	0.000%
89	Lake Utility	9,912	4.327%	0.000%	0.000%
90	UIF	8,123	3.548%	0.000%	0.000%
91	Miles Grant	1,642	0.717%	0.000%	0.000%
92	Tennessee Water Service	280	0.122%	0.000%	0.000%
94	Hutchinson Irrigation	161	0.070%	0.000%	0.000%
101	Sanlardo	16,463	7.187%	0.000%	0.000%
103	Sandalhaven	985	0.430%	0.000%	0.000%
104	Bayside	244	0.107%	0.000%	0.000%
105	Southgate	2,883	1.259%	0.000%	0.000%
106	Labrador	1,167	0.509%	0.000%	0.000%
107	Pennbrooke	2,082	0.909%	0.000%	0.000%
108	Hutchinson Island	294	0.128%	0.000%	0.000%
109	Sandy Creek	282	0.123%	0.000%	0.000%
120	North Topsail	2,820	1.231%	0.000%	0.000%
121	Carolina Pines	321	0.140%	0.000%	0.000%
122	Bradfield Farms	1,610	0.703%	0.000%	0.000%
123	Nero	188	0.082%	0.000%	0.000%
133	Sky Ranch	578	0.252%	0.000%	0.000%
135	Bermuda	8,738	3.814%	0.000%	0.000%
140	Central Nevada	9,292	4.056%	0.000%	0.000%
150	WSC of Indiana	300	0.131%	1.442%	0.000%
151	Indiana Water Service	922	0.402%	4.438%	0.000%
160	WSC of Kentucky	4,080	1.781%	0.000%	0.000%
165	WSC of Georgia	1,978	0.863%	0.000%	0.000%
93	Bio Tech	178	0.078%	0.000%	0.000%
Total		229,079	100.000%	100.000%	100.000%
Total Illinois			6.256%	68.982%	100.000%
Total Indiana/Ohio			2.813%	31.018%	0.000%
Total Other			90.931%	0.000%	0.000%
			100.000%	100.000%	100.000%

Water Service Corporation
 Distribution of Expenses for Computer Operating Costs
 DETAIL OF INVOICE/BILLS COUNT BY COMPANY
 Code 4

	<u># OF</u>	<u>% OF TOTAL</u>	<u># OF</u>	<u>% OF TOTAL</u>	<u>TOTAL INVOICES</u>	<u>% OF TOTAL</u>
	<u>INVOICES</u>		<u>BILLS</u>		<u>/BILLS</u>	
05	Apple Canyon	45	0.16%		45	0.01%
06	Camelot	96	0.33%	215	311	0.07%
07	Charmar	32	0.11%	53	85	0.02%
08	Cherry Hill	33	0.11%		33	0.01%
09	Clarendon Hills	40	0.14%	745	785	0.18%
10	Hilldale Manor	0	0.00%		0	0.00%
11	County Line	39	0.13%	114	153	0.04%
12	DelMar	23	0.08%	216	239	0.06%
13	Ferson Creek	115	0.40%	376	491	0.12%
14	Galena Territory	120	0.41%		120	0.03%
15	Killarney	56	0.19%	353	409	0.10%
16	Lake Holiday	106	0.37%	228	334	0.08%
17	Lake Wildwood	45	0.16%	2,330	2,375	0.56%
18	Northern Hills	67	0.23%	558	625	0.15%
20	Lake Marian	56	0.19%	866	922	0.22%
21	Wildwood	41	0.14%	585	626	0.15%
22	Valentine	33	0.11%		33	0.01%
23	Walk-up Woods	52	0.18%	2,290	2,342	0.55%
24	Whisp.Hills/Pist./Sun	206	0.71%		206	0.05%
25	Holiday Hills	67	0.23%	728	795	0.19%
26	Medina	59	0.20%	733	792	0.19%
27	Westlake	75	0.26%	1,261	1,336	0.31%
28	Cedar Bluff	41	0.14%		41	0.01%
29	Harbor Ridge	51	0.18%	602	653	0.15%
30	Great Northern	90	0.31%	1,086	1,176	0.28%
32	Peach Orchard	3	0.01%		3	0.00%
33	Harrco	25	0.09%	224	249	0.06%
34	UI of Nevada	137	0.47%	6,028	6,165	1.45%
35	Spring Creek	398	1.37%	8,690	9,088	2.13%
36	Lousiana Water Service	972	3.35%	12,046	13,018	3.05%
38	Utilities Inc. of Louisiana	558	1.93%	9,284	9,842	2.31%
40	Utilities, Inc. of Maryland	271	0.94%	0	271	0.06%
41	Colchester	111	0.38%	338	449	0.11%
42	Greenridge Utilities, Inc.	104	0.36%	929	1,033	0.24%
43	Provinces Utilities, Inc.	57	0.20%	1,480	1,537	0.36%
44	Maryland Water Service	135	0.47%	2,004	2,139	0.50%
47	Massanutten	496	1.71%	4,199	4,695	1.10%
50	Holiday Service	86	0.30%	1,522	1,608	0.38%
51	Westgate	67	0.23%	730	797	0.19%
52	Utilities, Inc. of Pennsylvania	131	0.45%	1,261	1,392	0.33%
53	Penn Estates	188	0.65%	3,423	3,611	0.85%
55	Skidaway	567	1.96%	5,276	5,843	1.37%
56	Elk River	68	0.23%	850	918	0.22%
57	Montague Water/Sewer Co	185	0.64%	1,492	1,677	0.39%
60	Twin Lakes Utilities	319	1.10%	4,584	4,903	1.15%
61	Tierre Verde	64	0.22%	384	448	0.11%
62	Lake Placid	59	0.20%		59	0.01%
64	Eastlake	122	0.42%	1,782	1,904	0.45%
65	Charleston Utilites	140	0.48%	3,799	3,939	0.92%
66	Pebble Creek	155	0.53%	2,799	2,964	0.69%
67	Alafaya	427	1.47%	18,919	19,346	4.54%
68	Utilities, Inc. of Longwood	160	0.55%	3,381	3,541	0.83%
69	Wedgfield	284	0.98%	3,107	3,391	0.80%
70	CWS (South Carolina)	2,239	7.73%	21,982	24,221	5.68%
71	Utilities Services of SC	1,647	5.68%	16,407	18,054	4.23%
72	Cypress Lakes	122	0.42%	4,252	4,374	1.03%
73	UI of Eagle Ridge	210	0.72%	1,715	1,925	0.45%
74	Southland Utilities	57	0.20%	348	405	0.09%
75	United Utility Co.	307	1.06%	2,608	2,915	0.68%
79	Tega Cay Water Service	286	0.99%	3,354	3,640	0.85%
80	CWS of NC	5,748	19.83%	67,186	72,934	17.10%
83	CWS Systems, Inc.	1,287	4.44%	17,152	18,439	4.32%
86	Carolina Trace	302	1.04%	2,874	3,176	0.74%
87	Transylvania	379	1.31%	4,311	4,690	1.10%
88	Mid-County Services, Inc.	166	0.57%	3	169	0.04%
89	Lake Utility	607	2.09%	13,642	14,249	3.34%
90	UIF	895	3.09%	15,540	16,435	3.85%
91	Miles Grant	230	0.79%	1,273	1,503	0.35%
92	Tennessee Water Service	54	0.19%	562	616	0.14%
94	Hutchinson Irrigation	14	0.05%	56	70	0.02%
101	Sanlando	756	2.61%	28,586	29,342	6.88%
103	Sandalhaven	155	0.53%	1,745	1,900	0.45%
104	Bayside	66	0.23%	739	805	0.19%

Water Service Corp.
 Indirect Expense Allocation Percentage
 Allocation of Office Expense
 Code 5

Company Number	Company Name	Admin/ Accounting	Customer Service	Computer Services	Weighted Average
		63 Employees Code 1	0 Employees Code 2	7 Employees Code 4	70 Employees Code 5
Allocated Based on # of Employees					
05	Apple Canyon	0.585%	6.455%	0.010%	0.528%
06	Camelot	0.141%	1.550%	0.070%	0.134%
07	Charmar	0.023%	0.255%	0.020%	0.023%
08	Cherry Hill	0.112%	1.240%	0.010%	0.102%
09	Clarendon Hills	0.158%	1.747%	0.180%	0.161%
10	Hilldale Manor	0.000%	0.000%	0.000%	0.000%
11	County Line	0.052%	0.570%	0.040%	0.051%
12	DelMar	0.016%	0.178%	0.060%	0.021%
13	Ferson Creek	0.248%	2.734%	0.120%	0.235%
14	Galena Territory	1.129%	12.444%	0.030%	1.019%
15	Killarney	0.154%	1.694%	0.100%	0.148%
16	Lake Holiday	0.838%	9.242%	0.080%	0.762%
17	Lake Wildwood	0.309%	3.405%	0.560%	0.334%
18	Northern Hills	0.116%	1.276%	0.150%	0.119%
20	Lake Marian	0.127%	1.405%	0.220%	0.137%
21	Wildwood	0.085%	0.939%	0.150%	0.092%
22	Valentine	0.031%	0.337%	0.010%	0.029%
23	Walk-up Woods	0.096%	1.059%	0.550%	0.141%
24	Whisp.Hills/Pist./Sun	1.021%	11.261%	0.050%	0.924%
25	Holiday Hills	0.106%	1.170%	0.190%	0.114%
26	Medina	0.207%	2.278%	0.190%	0.205%
27	Westlake	0.277%	3.051%	0.310%	0.280%
28	Cedar Bluff	0.058%	0.635%	0.010%	0.053%
29	Harbor Ridge	0.210%	2.315%	0.150%	0.204%
30	Great Northern	0.158%	1.742%	0.280%	0.170%
32	Peach Orchard	0.000%	0.000%	0.000%	0.000%
33	Harrco	0.048%	0.000%	0.060%	0.049%
34	UI of Nevada	1.386%	0.000%	1.450%	1.392%
35	Spring Creek	1.759%	0.000%	2.130%	1.796%
36	Lousiana Water Service	3.284%	0.000%	3.050%	3.261%
38	Utilities Inc. of Louisiana	3.238%	0.000%	2.310%	3.145%
40	Utilities, Inc. of Maryland	0.000%	0.000%	0.060%	0.006%
41	Colchester	0.074%	0.000%	0.110%	0.077%
42	Greenridge Utilities, Inc.	0.406%	0.000%	0.240%	0.389%
43	Provinces Utilities, Inc.	0.658%	0.000%	0.360%	0.628%
44	Maryland Water Service	0.477%	0.000%	0.500%	0.479%
47	Massanutten	1.587%	0.000%	1.100%	1.539%
50	Holiday Service	0.250%	2.758%	0.380%	0.263%
51	Westgate	0.325%	0.000%	0.190%	0.312%
52	Utilities, Inc. of Pennsylvania	0.942%	0.000%	0.330%	0.881%
53	Penn Estates	1.114%	0.000%	0.850%	1.087%
55	Skidaway	3.249%	0.000%	1.370%	3.061%
56	Elk River	0.146%	0.000%	0.220%	0.154%
57	Montague Water/Sewer Co	0.407%	0.000%	0.390%	0.405%
60	Twin Lakes Utilities	2.030%	22.380%	1.150%	1.942%
61	Tierre Verde	0.222%	0.000%	0.110%	0.211%
62	Lake Placid	0.105%	0.000%	0.010%	0.095%
64	Eastlake	0.397%	0.000%	0.450%	0.402%
65	Charleston Utilites	0.651%	0.000%	0.920%	0.678%
66	Pebble Creek	0.965%	0.000%	0.690%	0.937%
67	Alafaya	3.195%	0.000%	4.540%	3.329%
68	UI of Longwood	0.788%	0.000%	0.830%	0.793%
69	Wedgefield	1.010%	0.000%	0.800%	0.989%

Water Service Corp.
 Indirect Expense Allocation Percentage
 Allocation of Office Expense
 Code 5

Company Number	Company Name	Admin/ Accounting	Customer Service	Computer Services	Weighted Average
		Allocated Based on # of Employees			70
		63 Employees Code 1	0 Employees Code 2	7 Employees Code 4	70 Employees Code 5
70	CWS (South Carolina)	6.015%	0.000%	5.680%	5.981%
71	Utilities Services of SC	2.639%	0.000%	4.230%	2.798%
72	Cypress Lakes	0.774%	0.000%	1.030%	0.800%
73	UI of Eagle Ridge	1.105%	0.000%	0.450%	1.040%
74	Southland Utilities	0.076%	0.000%	0.090%	0.077%
75	United Utility Co.	0.511%	0.000%	0.680%	0.528%
79	Tega Cay Water Service	1.143%	0.000%	0.850%	1.113%
80	CWS of NC	13.155%	0.000%	17.100%	13.549%
83	CWS Systems, Inc.	3.915%	0.000%	4.320%	3.956%
86	Carolina Trace	0.922%	0.000%	0.740%	0.904%
87	Transylvania	0.905%	0.000%	1.100%	0.924%
88	Mid-County Services, Inc.	0.906%	0.000%	0.040%	0.819%
89	Lake Utility	4.327%	0.000%	3.340%	4.228%
90	UIF	3.546%	0.000%	3.850%	3.577%
91	Miles Grant	0.717%	0.000%	0.350%	0.680%
92	Tennessee Water Service	0.122%	0.000%	0.140%	0.124%
94	Hutchinson Irrigation	0.070%	0.000%	0.020%	0.065%
101	Sanlando	7.187%	0.000%	6.880%	7.156%
103	Sandalhaven	0.430%	0.000%	0.450%	0.432%
104	Bayside	0.107%	0.000%	0.190%	0.115%
105	Southgate	1.259%	0.000%	2.430%	1.376%
106	Labrador	0.509%	0.000%	0.660%	0.524%
107	Pennbrooke	0.909%	0.000%	0.660%	0.884%
108	Hutchinson Island	0.128%	0.000%	0.130%	0.128%
109	Sandy Creek	0.123%	0.000%	0.140%	0.125%
120	North Topsail	1.231%	0.000%	1.480%	1.256%
121	Carolina Pines	0.140%	0.000%	0.320%	0.158%
122	Bradfield Farms	0.703%	0.000%	0.550%	0.687%
123	Nero	0.082%	0.000%	0.100%	0.084%
133	Sky Ranch	0.252%	0.000%	0.420%	0.269%
135	Bermuda	3.814%	0.000%	5.030%	3.936%
140	Central Nevada	4.056%	0.000%	3.060%	3.957%
150	WSC of Indiana	0.131%	1.442%	0.210%	0.139%
151	Indiana Water Service	0.402%	4.438%	0.800%	0.442%
160	WSC of Kentucky	1.781%	0.000%	3.110%	1.914%
165	WSC of Georgia	0.863%	0.000%	0.950%	0.872%
93	Bio-Tech	0.078%	0.000%	0.280%	0.097%
Total		100.000%	100.000%	100.000%	100.000%
Total Illinois					5.986%
Total Indiana					2.523%
Total Other					91.491%
					100.000%

Water Service Corp.
 Indirect Expense Allocation Percentage
 Allocation of Pension & ESOP
 Code 6

Account Number	Account Name	Co. - 02 Balance	05-0010 Apple Canyon	06-0014 Camelot	07-0018 Charmar	08-0022 Cherry Hill	09-0026 Clarendon Hills	10-0028 Hilldale Manor	11-0034 County Line	12-0038 Del Mar	13-0042 Ferson Creek	14-0046 Galena Territory	15-0050 Killarney	16-0054 Lake Holiday	17-0058 Lake Wildwood	18-0066 Northern Hills
	Salaries - Systems Project	79,688	466	112	18	90	126	0	41	13	198	899	122	668	246	92
	Salaries - Accounting/Fina	246,791	1,445	347	57	278	391	0	128	40	612	2,785	379	2,068	762	285
	Salaries - Admin	75,402	441	106	17	85	119	0	39	12	187	851	116	632	233	87
	Salaries - Executive	217,696	1,274	306	50	245	345	0	113	35	540	2,457	335	1,825	672	252
	Salaries - Payroll	90,649	531	127	21	102	144	0	47	15	225	1,023	139	760	280	105
	Salaries - IT	70,840	7	50	14	7	128	0	28	43	85	21	71	57	397	106
	Salaries - Ops Leadership	84,766	496	119	20	95	134	0	44	14	210	957	130	710	262	98
	Salaries - Regulatory	198,589	1,163	279	46	223	315	0	103	32	492	2,241	305	1,664	613	230
	Salaries - Customer Servik	6,250	37	9	1	7	10	0	3	1	15	71	10	52	19	7
	Total Salary	1,070,671	5,860	1,455	244	1,132	1,712	0	546	205	2,564	11,305	1,607	8,436	3,484	1,262
	Code 6		0.547%	0.136%	0.023%	0.106%	0.160%	0.000%	0.051%	0.019%	0.239%	1.056%	0.150%	0.788%	0.325%	0.118%

Water Service Corp.
 Indirect Expense Allocation Percentage
 Allocation of Pension & ESOP
Code 6

Account Number	Account Name	Co. - 02 Balance	20-0070 Lake Marian	21-0078 Wildwood	22-0082 Valentine	23-0086 Walk Up Woods	24-0090 Whispering Hills	25-0025 Holiday Hills	26-0096 Medina	27-0027 Westlake	28-0098 Cedar Bluff	29-0048 Harbor Ridge	30-0049 Great Northern	32-0832 Peach Orchard	33-0840 Harrco	34-0120 Ul of Nevada	35-0110 Spring Creek
	Salaries - Systems Project	79,688	102	68	24	77	814	85	165	220	46	167	126	0	38	1,104	1,402
	Salaries - Accounting/Fin	246,791	315	210	75	237	2,520	262	510	683	142	518	390	0	119	3,420	4,342
	Salaries - Admin	75,402	96	64	23	72	770	80	156	209	43	158	119	0	36	1,045	1,327
	Salaries - Executive	217,696	277	185	67	209	2,223	231	450	602	125	457	344	0	105	3,017	3,830
	Salaries - Payroll	90,649	116	77	28	87	926	96	187	251	52	190	143	0	44	1,256	1,595
	Salaries - IT	70,840	156	106	7	390	35	135	135	220	7	106	198	0	43	1,027	1,509
	Salaries - Ops Leadership	84,766	108	72	26	81	866	90	175	235	49	178	134	0	41	1,175	1,491
	Salaries - Regulatory	198,589	253	169	61	191	2,028	211	410	549	114	417	314	0	95	2,752	3,494
	Salaries - Customer Serv	6,250	8	5	2	6	64	7	13	17	4	13	10	0	3	87	110
	Total Salary	1,070,671	1,431	956	313	1,350	10,246	1,197	2,201	2,986	582	2,204	1,778	0	524	14,883	19,100
	Code 6		0.134%	0.089%	0.029%	0.126%	0.957%	0.112%	0.206%	0.279%	0.054%	0.206%	0.166%	0.000%	0.049%	1.390%	1.784%

Water Service Corp.
 Indirect Expense Allocation Percentage
 Allocation of Pension & ESOP
 Code 6

Account Number	Account Name	Co. - 02 Balance	36-0750 Louisiana Water Service	38-0770 Utilities, Inc. of Louisiana	40-0200 Utilities, Inc. of Maryland	41-0212 Colchester	42-0205 Greenridge Utilities	43-0215 Provinces	44-0220 Maryland Wtr Service	47-0225 Massanutten	50-0245 Holiday Service	51-0251 Westgate	52-0250 Utilities, Inc. of Penn	53-0255 Penn Estates	55-0264 Skidaway	56-0830 Elk River	57-0270 Montague
Salaries - Systems Project		79,688	2,617	2,580	0	59	323	524	380	1,265	199	259	751	887	2,589	117	324
Salaries - Accounting/Finz		246,791	8,104	7,991	0	182	1,001	1,624	1,176	3,918	617	803	2,326	2,748	8,017	361	1,004
Salaries - Admin		75,402	2,476	2,442	0	56	306	496	359	1,197	189	245	711	840	2,450	110	307
Salaries - Executive		217,696	7,149	7,049	0	161	883	1,432	1,038	3,456	545	708	2,052	2,424	7,072	318	886
Salaries - Payroll		90,649	2,977	2,935	0	67	368	596	432	1,439	227	295	854	1,009	2,945	133	369
Salaries - IT		70,840	2,161	1,636	43	78	170	255	354	779	269	135	234	602	971	156	276
Salaries - Ops Leadership		94,766	2,784	2,745	0	63	344	558	404	1,346	212	276	799	944	2,754	124	345
Salaries - Regulatory		198,589	6,521	6,430	0	147	805	1,306	947	3,153	497	646	1,872	2,211	6,451	290	808
Salaries - Customer Serv		6,250	205	202	0	5	25	41	30	99	16	20	59	70	203	9	25
Total Salary		1,070,671	34,994	34,010	43	818	4,225	6,832	5,120	16,652	2,771	3,387	9,658	11,735	33,452	1,618	4,344
Code 6			3.268%	3.177%	0.004%	0.076%	0.395%	0.638%	0.478%	1.555%	0.259%	0.316%	0.902%	1.096%	3.124%	0.151%	0.406%

Water Service Corp.
 Indirect Expense Allocation Percentage
 Allocation of Pension & ESOP
 Code 6

Account Number	Account Name	Co. - 02 Balance	60-0280 Twin Lakes	61-0646 Terre Verde	62-0641 Lake Placid	64-0643 Eastlake Utilities	65-0290 Charleston Utilities	66-0644 Pebble Creek	67-0647 Alafaya Utilities	68-0648 UI of Longwood	69-0649 Wedge field	70-0298 Carolina Water Service	71-1300 Utilities Services of SC	72-0672 Cypress Lakes	73-0673 UI of Eagle Ridge	74-0464 Southland
	Salaries - Systems Project	79,688	1,618	177	83	316	519	769	2,546	628	805	4,793	2,103	617	881	60
	Salaries - Accounting/Fina	246,791	5,010	547	258	979	1,606	2,381	7,885	1,946	2,492	14,844	6,513	1,910	2,728	186
	Salaries - Admin	75,402	1,531	167	79	299	491	728	2,409	594	761	4,535	1,990	584	833	57
	Salaries - Executive	217,696	4,419	483	228	864	1,417	2,101	6,955	1,716	2,198	13,094	5,746	1,685	2,406	164
	Salaries - Payroll	90,649	1,840	201	95	360	590	875	2,896	715	915	5,452	2,392	702	1,002	68
	Salaries - IT	70,840	815	78	7	319	652	489	3,216	588	567	4,024	2,997	730	319	64
	Salaries - Ops Leadership	84,766	1,721	188	89	336	552	818	2,708	668	856	5,099	2,237	656	937	64
	Salaries - Regulatory	198,589	4,031	440	208	788	1,293	1,916	6,345	1,566	2,005	11,945	5,241	1,537	2,195	150
	Salaries - Customer Servic	6,250	127	14	7	25	41	60	200	49	63	376	165	48	69	5
	Total Salary	1,070,671	21,112	2,295	1,054	4,286	7,161	10,137	35,160	8,470	10,662	64,162	29,384	8,469	11,370	818
	Code 6		1.972%	0.214%	0.098%	0.400%	0.669%	0.947%	3.284%	0.791%	0.996%	5.993%	2.744%	0.791%	1.062%	0.076%

Water Service Corp.
 Indirect Expense Allocation Percentage
 Allocation of Pension & ESOP
 Code 6

Account Number	Account Name	Co. - 02 Balance	75-0700 United Utility Co.	79-0485 Tega Cay	80-0500 CWS Inc. of NC	83-0800 CWS Systems	86-0900 Carolina Trace	87-0905 Transylvania	88-0645 Mid-County	89-0660 Lake Utilities	90-0600 Utilities, Inc. of Florida	91-0640 Miles Grant	92-0651 Tennessee Water Service	94-0002 Hutchinson Irrigation	101-0680 Santando	103-0690 Sandalhaven
Salaries - Systems Project		79,688	407	911	10,483	3,120	735	721	722	3,448	2,826	571	97	56	5,727	342
Salaries - Accounting/Fin		246,791	1,261	2,820	32,465	9,663	2,276	2,233	2,235	10,679	8,752	1,769	302	173	17,736	1,061
Salaries - Admin		75,402	385	862	9,919	2,952	696	682	683	3,263	2,674	541	92	53	5,419	324
Salaries - Executive		217,696	1,112	2,487	28,637	8,524	2,008	1,969	1,972	9,420	7,720	1,561	266	153	15,645	936
Salaries - Payroll		90,649	463	1,036	11,925	3,549	836	820	821	3,922	3,215	650	111	64	6,515	390
Salaries - IT		70,840	482	602	12,114	3,060	524	779	28	2,366	2,727	248	99	14	4,874	319
Salaries - Ops Leadership		84,766	433	969	11,151	3,319	782	767	768	3,568	3,006	608	104	59	6,092	364
Salaries - Regulatory		198,589	1,015	2,269	26,124	7,775	1,832	1,797	1,799	8,593	7,042	1,424	243	139	14,272	853
Salaries - Customer Serv		6,250	32	71	822	245	58	57	57	270	222	45	8	4	449	27
Total Salary		1,070,671	5,590	12,027	143,640	42,207	9,747	9,825	9,085	45,629	38,184	7,417	1,322	715	76,729	4,616
Code 6			0.522%	1.123%	13.416%	3.942%	0.910%	0.918%	0.849%	4.262%	3.566%	0.693%	0.123%	0.067%	7.166%	0.431%

Water Service Corp.
 Indirect Expense Allocation Percentage
 Allocation of Pension & ESOP
 Code 6

Account Number	Account Name	Co. - 02 Balance	104-0694 Bayside	105-0695 Southgate	106-0693 Labrador	107-0691 Pennbrooke	108-0692 Hutchinson Island	109-0699 Sandy Creek	120-0920 North Topsail	121-0925 Carolina Pines	122-0922 Bradfield Farms	123-0923 Nero	133-0123 Sky Ranch	135-0935 Bermuda	140-0140 Central Nevada
	Salaries - Systems Project	79,688	85	1,003	406	724	102	98	981	112	560	65	201	3,040	3,232
	Salaries - Accounting/Fin	246,791	263	3,106	1,257	2,242	316	304	3,038	346	1,734	203	623	9,414	10,011
	Salaries - Admin	75,402	80	949	384	685	97	93	928	106	530	62	190	2,876	3,059
	Salaries - Executive	217,696	232	2,740	1,109	1,978	279	268	2,679	305	1,530	179	549	8,304	8,830
	Salaries - Payroll	90,649	97	1,141	462	824	116	112	1,116	127	637	74	229	3,458	3,677
	Salaries - IT	70,840	135	1,721	468	468	92	99	1,048	227	390	71	298	3,563	2,168
	Salaries - Ops Leadership	84,766	90	1,067	432	770	109	104	1,043	119	596	70	214	3,233	3,438
	Salaries - Regulatory	198,589	212	2,499	1,011	1,804	255	244	2,444	278	1,395	163	501	7,575	8,055
	Salaries - Customer Servi	6,250	7	79	32	57	8	8	77	9	44	5	16	238	254
	Total Salary	1,970,671	1,201	14,305	5,561	9,552	1,374	1,330	13,354	1,629	7,416	892	2,821	41,701	42,724
	Code 6		0.112%	1.336%	0.519%	0.892%	0.128%	0.124%	1.247%	0.152%	0.693%	0.083%	0.263%	3.895%	3.990%

Water Service Corp.
 Indirect Expense Allocation Percentage
 Allocation of Pension & ESOP
 Code 6

Account Number	Account Name	Co. - 02 Balance	150-0150 WSC of Indiana	151-0151 Indiana Water Service	160-0160 WSC Kentucky	165-1260 WSC Georgia	093-0006 Bio Tech
	Salaries - Systems Project	79,688	104	321	1,419	688	63
	Salaries - Accounting/Fin	246,791	323	993	4,395	2,131	190
	Salaries - Admin	75,402	99	303	1,343	651	57
	Salaries - Executive	217,696	285	876	3,877	1,880	166
	Salaries - Payroll	90,649	119	365	1,614	783	65
	Salaries - IT	70,840	149	567	2,203	673	192
	Salaries - Ops Leadership	84,766	111	341	1,510	732	60
	Salaries - Regulatory	198,589	260	799	3,537	1,715	157
	Salaries - Customer Serv	6,250	8	25	111	54	2
	Total Salary	1,070,671	1,458	4,590	20,009	9,307	952
	Code 6		0.136%	0.429%	1.869%	0.869%	0.094%

Water Service Corporation

Distribution of Expenses

CODE 11

Insurance Distribution

		Property Gen <u>Insurance</u>	Excess <u>Liability</u>	Workman's <u>Compensation</u>	Auto <u>Insurance</u>	Other <u>Insurance</u>	<u>Total</u>
Per 3/07 Prepaid Insurance w/p's:		80,123	215,605	145,313	95,049	29,931	566,021
		14.155%	38.091%	25.673%	16.792%	5.289%	100.000%
		Code 7	Code 8	Code 9	Code 10	Code 9	Weighted Code 11
05	Apple Canyon	1.080%	0.356%	0.458%	0.510%	0.458%	0.516%
06	Camelot	0.021%	0.178%	0.162%	0.120%	0.162%	0.141%
07	Charmar	0.004%	0.023%	0.031%	0.020%	0.031%	0.022%
08	Cherry Hill	0.775%	0.097%	0.113%	0.100%	0.113%	0.198%
09	Clarendon Hills	0.025%	0.124%	0.123%	0.140%	0.123%	0.112%
10	Hilldale Manor	0.000%	0.000%	0.000%	0.000%	0.000%	0.000%
11	County Line	0.008%	0.043%	0.047%	0.040%	0.047%	0.039%
12	DelMar	0.003%	0.025%	0.024%	0.010%	0.024%	0.019%
13	Ferson Creek	0.037%	0.342%	0.376%	0.220%	0.376%	0.289%
14	Galena Territory	0.160%	0.999%	0.655%	0.980%	0.655%	0.771%
15	Killamey	0.522%	0.135%	0.166%	0.130%	0.166%	0.199%
16	Lake Holiday	1.117%	0.616%	0.573%	0.730%	0.573%	0.693%
17	Lake Wildwood	0.052%	0.176%	0.206%	0.270%	0.206%	0.183%
18	Northern Hills	0.019%	0.140%	0.108%	0.100%	0.108%	0.106%
20	Lake Marian	0.022%	0.109%	0.128%	0.110%	0.128%	0.103%
21	Wildwood	0.014%	0.062%	0.054%	0.070%	0.054%	0.054%
22	Valentine	0.005%	0.023%	0.020%	0.030%	0.020%	0.020%
23	Walk-up Woods	0.022%	0.084%	0.102%	0.080%	0.102%	0.080%
24	Whisp.Hills/Pist./Sun	4.133%	0.828%	0.883%	0.890%	0.883%	1.323%
25	Holiday Hills	0.018%	0.090%	0.103%	0.090%	0.103%	0.084%
26	Medina	0.032%	0.225%	0.181%	0.180%	0.181%	0.177%
27	Westlake	1.301%	0.306%	0.188%	0.240%	0.188%	0.399%
28	Cedar Bluff	0.008%	0.060%	0.041%	0.050%	0.041%	0.045%
29	Harbor Ridge	0.791%	0.236%	0.154%	0.180%	0.154%	0.280%
30	Great Northern	0.027%	0.152%	0.208%	0.140%	0.208%	0.149%
32	Peach Orchard	0.000%	0.000%	0.000%	0.000%	0.000%	0.000%
33	Harrco	0.008%	0.038%	0.000%	0.050%	0.000%	0.024%
34	UI of Nevada	0.248%	1.030%	0.918%	1.090%	0.918%	0.895%
35	Spring Creek	0.309%	1.492%	1.633%	1.380%	1.633%	1.349%
36	Lousiana Water Service	0.621%	3.459%	1.812%	1.630%	1.812%	2.240%
38	Utilities Inc. of Louisiana	3.895%	3.370%	1.786%	1.600%	1.786%	2.657%
40	Utilities, Inc. of Maryland	3.261%	0.000%	0.000%	0.000%	0.000%	0.462%
41	Colchester	0.060%	0.413%	1.061%	0.100%	1.061%	0.511%
42	Greenridge Utilities, Inc.	2.081%	0.344%	0.397%	0.690%	0.397%	0.664%
43	Provinces	2.889%	0.620%	0.828%	1.120%	0.828%	1.089%
44	Maryland Water Service	0.386%	0.806%	0.537%	0.810%	0.537%	0.664%
47	Massanutten	1.276%	1.942%	2.161%	2.120%	2.161%	1.945%
50	Holiday Service	1.038%	0.132%	0.100%	0.000%	0.100%	0.228%
51	Westgate	0.049%	0.254%	0.252%	0.170%	0.252%	0.210%
52	Utilities, Inc. of Pennsylvania	0.138%	1.026%	0.820%	0.480%	0.820%	0.745%
53	Penn Estates	3.617%	1.423%	1.369%	0.570%	1.369%	1.573%
55	Skidaway	4.046%	3.305%	1.737%	1.910%	1.737%	2.690%
56	Elk River	0.024%	0.133%	0.094%	0.160%	0.094%	0.110%
57	Montague Water/Sewer Co	0.064%	0.367%	0.271%	0.400%	0.271%	0.300%
60	Twin Lakes Utilities	2.559%	2.424%	1.925%	2.550%	1.925%	2.310%
61	Tierre Verde	0.063%	0.391%	0.110%	0.170%	0.110%	0.220%
62	Lake Placid	0.029%	0.111%	0.026%	0.080%	0.026%	0.068%
64	Eastlake	0.116%	0.575%	0.159%	0.310%	0.159%	0.337%
65	Charleston Utilites	0.128%	0.517%	0.530%	0.600%	0.530%	0.480%
66	Pebble Creek	0.276%	1.055%	0.641%	0.740%	0.641%	0.764%
67	Alafaya	0.949%	3.176%	1.870%	2.460%	1.870%	2.336%
68	UI of Longwood	0.230%	0.787%	0.470%	0.610%	0.470%	0.580%
69	Wedgefield	0.290%	1.204%	0.956%	0.780%	0.956%	0.927%
70	CWS (South Carolina)	6.548%	7.198%	5.652%	5.610%	5.652%	6.361%
71	Utilities Services of SC	3.836%	2.722%	3.269%	2.460%	3.269%	3.005%
72	Cypress Lakes	0.229%	0.859%	0.575%	0.600%	0.575%	0.638%
73	UI of Eagle Ridge	0.311%	1.162%	0.838%	0.850%	0.838%	0.889%
74	Southland Utilities	0.026%	0.083%	0.130%	0.070%	0.130%	0.087%
75	United Utility Co.	0.178%	0.724%	0.816%	0.480%	0.816%	0.634%

Water Service Corporation

Distribution of Expenses

CODE 11

Insurance Distribution

		Property Gen <u>Insurance</u>	Excess <u>Liability</u>	Workman's <u>Compensation</u>	Auto <u>Insurance</u>	Other <u>Insurance</u>	<u>Total</u>
Per 3/07 Prepaid Insurance w/p's:		80,123	215,605	145,313	95,049	29,931	566,021
		14.155%	38.091%	25.673%	16.792%	5.289%	100.000%
		Code 7	Code 8	Code 9	Code 10	Code 9	Weighted Code 11
79	Tega Cay Water Service	2.667%	1.329%	1.017%	1.060%	1.017%	1.377%
80	CWS of NC	30.368%	5.204%	14.877%	14.400%	14.877%	13.305%
83	CWS Systems, Inc.	0.710%	3.524%	2.897%	4.280%	2.897%	3.058%
86	Carolina Trace	1.810%	0.980%	0.534%	1.010%	0.534%	0.964%
87	Transylvania	0.145%	0.859%	0.708%	0.990%	0.708%	0.733%
88	Mid-County Services, Inc.	0.249%	1.139%	1.247%	0.700%	1.247%	0.973%
89	Lake Utility	1.241%	3.883%	2.881%	3.330%	2.881%	3.106%
90	UIF	1.034%	3.279%	2.214%	2.730%	2.214%	2.539%
91	Miles Grant	0.202%	0.994%	1.118%	0.550%	1.118%	0.846%
92	Tennessee Water Service	0.019%	0.162%	0.104%	0.130%	0.104%	0.118%
94	Hutchinson Irrigation	0.010%	0.051%	0.045%	0.050%	0.045%	0.043%
101	Sanlando	2.082%	7.913%	6.034%	5.540%	6.034%	6.107%
103	Sandalhaven	0.125%	0.578%	0.705%	0.330%	0.705%	0.512%
104	Bayside	0.032%	0.220%	0.239%	0.080%	0.239%	0.176%
105	Southgate	0.384%	1.598%	0.849%	0.970%	0.849%	1.089%
106	Labrador	0.150%	0.612%	0.496%	0.390%	0.496%	0.473%
107	Pennbrooke	0.139%	1.018%	0.753%	0.700%	0.753%	0.758%
108	Hutchinson Island	0.020%	0.135%	0.081%	0.100%	0.081%	0.096%
109	Sandy Creek	0.036%	0.195%	0.276%	0.090%	0.276%	0.180%
120	North Topsail	0.699%	1.439%	1.367%	1.350%	1.367%	1.297%
121	Carolina Pines	0.025%	0.119%	0.023%	0.150%	0.023%	0.081%
122	Bradfield Farms	0.108%	0.755%	0.241%	0.770%	0.241%	0.507%
123	Nero	0.013%	0.121%	0.146%	0.090%	0.146%	0.108%
133	Sky Ranch	0.048%	0.188%	0.167%	0.200%	0.167%	0.164%
135	Bermuda	2.249%	2.718%	2.177%	1.010%	2.177%	2.197%
140	Central Nevada	0.669%	4.157%	3.379%	3.180%	3.379%	3.258%
150	WSC of Indiana	0.022%	0.156%	0.120%	0.170%	0.120%	0.128%
151	Indiana Water Service	0.069%	0.544%	0.369%	0.510%	0.369%	0.417%
160	WSC of Kentucky	3.657%	2.532%	2.559%	2.220%	2.559%	2.647%
165	WSC of Georgia	0.137%	0.843%	0.975%	0.510%	0.975%	0.728%
93	Bio Tech	0.909%	4.186%	12.557%	14.330%	12.557%	8.021%
	Total	100.000%	100.000%	100.000%	100.000%	100.000%	100.000%
	Total Illinois	10.194%	5.427%	5.102%	5.430%	5.102%	6.002%
	Total Indiana	2.650%	3.123%	2.415%	3.230%	2.415%	2.855%
	Total Other	87.155%	91.450%	92.483%	91.340%	92.483%	91.143%
		100.000%	100.000%	100.000%	100.000%	100.000%	100.000%

Note: Other Liability is based on payroll as an indication of the activity of operations.

Water Service Corporation
 Northbrook Office Employees
 As of December 31, 2006

<u>Executive</u>	<u>Accounting/ Regulatory</u>	<u>HR & Admin Services</u>	<u>OPS Leadership</u>	<u>Customer Service</u>	<u>IT</u>
Crossett, L	Carrie, D	Arnoux, D	Bell, J		Bartusch, L
Delgado, D	Chester, M	Guerrero, J	Krugler, A		Friedlander, L
Hoy, J	Cohn, M	Guidice, J	Ungureanu, T		McGrain, P
Lubertozzi, S	Dosunmu, A	Hopkins, J	Zawadzki, D		Pannos, N
Roth, H	Federico, A	Lau, A			Smutny Jr., T
Schumacher, L	Friedman, A	Silvey, J			
Stover, J	Gomez, S	Constable, A			
Sudduth, D	Haynes Jr, J	Galis, E			
	Kim, C	Harrell, J			
	Luppino, N	Lawrence, B			
	Luppino, P	Paule, N			
	Miranda, M	Schiopu, M			
	Mischik, J	Yount, S			
	Murphy, J	Dryjanski, M			
	Seda, J				
	Stoica, M				
	Young, D				
	Zawacki, M				
	Zinger, Z				
	Barrett, J				
	Georgiev, L				
	Granite, D				
	Marzouk, M				
	Mathews, M				
	Melchiorre, B				
	Muema, R				
	Neyzelman, D				
	Povich, E				
	Rochow, M				
	Weeks, K				
	Williams III, J				
	Yap Jr., L				

8

32


14

4

-

7

Code 1 Cust Equip	Code 1 Cust Equip	Code 1 Cust Equip	Code 1 Cust Equip	Code 2	Code 5 Invoice/Bills
			63 Employees	0 Employees	7 Employees



WATER SERVICE CORPORATION

WSC Rate Base Allocation

Water Service Corporation
 Adjustment to Allocate WSC Rate Base
 3/31/07

Account Number	Account Name	Balance per WSC G/L @ 3/31/07	Code	05-0010 Apple Canyon	06-0014 Camelot	07-0018 Charmar	08-0022 Cherry Hill	09-0026 Clarendon Hills	10-0028 Hilldale Manor	11-0034 County Line	12-0038 Del Mar	13-0042 Ferson Creek	14-0046 Gaiona Territory	15-0050 Killarney	16-0054 Lake Holiday
3035089	Land & Land Rights	95,000	5	502.00	127.00	22	97	153	-	48	20	223	968	141	724
3406090	Office Structure & Improv.	2,715,700	5	14,339	3,639	625	2,770	4,372	-	1,385	570	6,382	27,673	4,019	20,694
3406091	Office Furniture & Equip.	1,277,192	5	6,744	1,711	294	1,303	2,056	-	651	268	3,001	13,015	1,890	9,732
3466093	Telephones	120,696	5	637	162	28	123	194	-	62	25	284	1,230	179	920
3466094	Tools Shop & Misc. Eqpt	20,985	3	1,964	472	78	377	531	-	173	54	832	3,786	515	2,811
3466097	Communication Eqpt	237,660	5	1,255	318	55	242	383	-	121	50	559	2,422	352	1,811
101.1	Total	4,467,234		25,441	6,429	1,102	4,912	7,689	-	2,440	987	11,281	49,094	7,096	36,692
1083090	A/D - Office Structures	(1,204,249)	5	(6,358)	(1,514)	(277)	(1,228)	(1,939)	-	(614)	(253)	(2,830)	(12,271)	(1,782)	(9,178)
1083091	A/D - Office Furniture & Equip.	(1,079,227)	5	(5,698)	(1,446)	(248)	(1,101)	(1,738)	-	(550)	(227)	(2,536)	(10,997)	(1,597)	(8,224)
1083093	A/D - Telephones	(104,870)	5	(554)	(141)	(24)	(107)	(169)	-	(53)	(22)	(246)	(1,069)	(155)	(799)
1083094	A/D - Tools Shop & Misc. Eqpt	(20,231)	3	(1,894)	(455)	(75)	(364)	(512)	-	(167)	(52)	(802)	(3,650)	(497)	(2,710)
1083097	A/D - Communication Eqpt	(251,118)	5	(1,326)	(336)	(58)	(256)	(404)	-	(128)	(53)	(590)	(2,559)	(372)	(1,914)
108.3	Total	(2,659,695)		(15,830)	(3,992)	(682)	(3,056)	(4,762)	-	(1,512)	(607)	(7,004)	(30,546)	(4,403)	(22,823)
1052091	Water Plant in Progress	0	5	-	-	-	-	-	-	-	-	-	-	-	-
1052093	Other Plant in Progress	0	5	-	-	-	-	-	-	-	-	-	-	-	-
105.1	Total	0		-	-	-	-	-	-	-	-	-	-	-	-
1862043	Del Chgs - Emp Fees	265,424	1	1,554	373	61	298	420	-	137	43	658	2,996	408	2,225
1862048	Del Chgs - Other	0	1	-	-	-	-	-	-	-	-	-	-	-	-
1872030	Misc. Regulatory Comm. Exp.	0	3	-	-	-	-	-	-	-	-	-	-	-	-
186.2	Total	265,424		1,554	373	61	298	420	-	137	43	658	2,996	408	2,225
Total Net "Plant"		2,072,963		11,165	2,810	481	2,154	3,347	-	1,065	423	4,935	21,544	3,101	16,094
3406010	Mainframe Computer	830,599	4	83	581	166	83	1,495	-	332	498	997	249	831	664
3406020	Mini Computer	1,314,177	4	131	920	263	131	2,366	-	526	789	1,577	394	1,314	1,051
3406110	Comp System Cost	1,373,335	4	137	961	275	137	2,472	-	549	824	1,648	412	1,373	1,099
3406120	Micro System Cost	366,099	4	37	256	73	37	659	-	146	220	439	110	366	293
101.4	Total	3,884,210		388	2,718	777	388	6,992	-	1,553	2,331	4,661	1,165	3,884	3,107
1081010	A/D - Mainframe Computer	(513,645)	4	(51)	(360)	(103)	(51)	(925)	-	(205)	(308)	(616)	(154)	(514)	(411)
1081020	A/D - Mini Computer	(925,547)	4	(93)	(648)	(185)	(93)	(1,666)	-	(370)	(555)	(1,111)	(278)	(926)	(740)
3406150	Comp System Amortization	(820,594)	4	(82)	(574)	(164)	(82)	(1,477)	-	(328)	(492)	(985)	(246)	(821)	(656)
3406160	Micro System Amortization	(149,914)	4	(15)	(105)	(30)	(15)	(270)	-	(60)	(90)	(180)	(45)	(150)	(120)
108.1	Total	(2,409,700)		(241)	(1,687)	(482)	(241)	(4,338)	-	(963)	(1,445)	(2,892)	(723)	(2,411)	(1,927)
Total Net Computers & System		1,474,510		147	1,031	295	147	2,654	-	590	886	1,769	442	1,473	1,180
190.1/190.2	Accumulated Deferred Income Taxes	(425,135)	5	(2,245)	(570)	(98)	(434)	(684)	-	(217)	(89)	(999)	(4,332)	(629)	(3,240)
TOTAL NET WSC RB		3,122,338		9,067	3,271	678	1,867	5,317	-	1,438	1,220	5,705	17,654	3,945	14,034
				0.29%	0.10%	0.02%	0.06%	0.17%	0.00%	0.05%	0.04%	0.18%	0.57%	0.13%	0.45%

Allocation of Co. 31

101.1	Water Plant	39,396													
101.3	Transportation	490,162													
101.4	Computers	70,494													
108.1	A/D Computers	(48,354)													
108.2	A/D Transportation	(325,246)													
108.3	A/D Water Plant	(7,261)													
Total to be alloc to IL Cos		219,191		20,512	4,925	811	3,939	5,550	-	1,811	566	8,687	39,542	5,383	29,365

Water Service Corporation
 Adjustment to Allocate WSC Rate Base
 3/31/07

Account Number	Account Name	Balance per WSC G/L @ 3/31/07	Code	17-0058 Lake Wildwood	18-0066 Northern Hills	20-0070 Lake Marian	21-0078 Wildwood	22-0082 Valentine	23-0086 Walk Up Woods	24-0090 Whispering Hills	25-0025 Holiday Hills	26-0096 Medina	27-0027 Westlake	28-0098 Cedar Bluff	29-0048 Harbor Ridge
3036089	Land & Land Rights	95,000	5	317	113	130	87	28	134	878	108	195	266	50	194
3406090	Office Structure & Improv.	2,715,700	5	9,070	3,232	3,721	2,498	788	3,829	25,093	3,096	5,567	7,604	1,439	5,540
3406091	Office Furniture & Equip.	1,277,192	5	4,266	1,520	1,750	1,175	370	1,801	11,801	1,456	2,618	3,576	677	2,605
3466093	Telephones	120,696	5	403	144	165	111	35	170	1,115	138	247	338	64	246
3466094	Tools Shop & Misc. Eqpt	20,986	3	1,036	388	427	286	102	322	3,426	356	693	929	193	704
3466097	Communication Eqpt	237,660	5	794	283	326	219	69	335	2,196	271	487	665	126	485
101.1	Total	4,467,234		15,866	5,680	6,519	4,376	1,392	6,591	44,509	5,425	9,807	13,377	2,549	9,774
1083090	A/D - Office Structures	(1,204,249)	5	(4,022)	(1,433)	(1,650)	(1,108)	(349)	(1,698)	(11,127)	(1,373)	(2,469)	(3,372)	(638)	(2,457)
1083091	A/D - Office Furniture & Equip.	(1,079,227)	5	(3,605)	(1,284)	(1,479)	(993)	(313)	(1,522)	(9,972)	(1,230)	(2,212)	(3,022)	(572)	(2,202)
1083093	A/D - Telephones	(104,870)	5	(350)	(125)	(144)	(96)	(30)	(148)	(969)	(120)	(215)	(294)	(56)	(214)
1083094	A/D - Tools Shop & Misc. Eqpt	(20,231)	3	(999)	(374)	(412)	(275)	(99)	(311)	(3,303)	(343)	(568)	(895)	(186)	(879)
1083097	A/D - Communication Eqpt	(251,118)	5	(839)	(299)	(344)	(231)	(73)	(354)	(2,320)	(286)	(515)	(703)	(133)	(512)
108.3	Total	(2,659,695)		(9,815)	(3,515)	(4,029)	(2,703)	(864)	(4,033)	(27,691)	(3,352)	(6,079)	(8,286)	(1,585)	(6,064)
1052091	Water Plant in Progress	0	5	-	-	-	-	-	-	-	-	-	-	-	-
1052093	Other Plant in Progress	0	5	-	-	-	-	-	-	-	-	-	-	-	-
105.1	Total	0		-	-	-	-	-	-	-	-	-	-	-	-
1852043	Def Chgs - Emp Fees	265,424	1	820	307	338	226	81	255	2,711	282	548	734	153	557
1862048	Def Chgs - Other	0	1	-	-	-	-	-	-	-	-	-	-	-	-
1872030	Misc. Regulatory Comm. Exp.	0	3	-	-	-	-	-	-	-	-	-	-	-	-
186.2	Total	265,424		820	307	338	226	81	255	2,711	282	548	734	153	557
Total Net "Plant"		2,072,983		6,891	2,472	2,828	1,899	609	2,813	19,529	2,355	4,276	5,825	1,117	4,267
3406010	Mainframe Computer	830,599	4	4,651	1,246	1,827	1,246	83	4,568	415	1,578	1,578	2,575	83	1,246
3406020	Mini Computer	1,314,177	4	7,359	1,971	2,891	1,971	131	7,228	657	2,497	2,497	4,074	131	1,971
3406110	Comp System Cost	1,373,335	4	7,691	2,060	3,021	2,060	137	7,553	687	2,609	2,609	4,257	137	2,060
3406120	Micro System Cost	366,099	4	2,050	549	805	549	37	2,014	183	696	696	1,135	37	549
101.4	Total	3,884,210		21,751	5,826	8,544	5,826	368	21,363	1,942	7,380	7,380	12,041	368	5,826
1081010	A/D - Mainframe Computer	(513,645)	4	(2,876)	(770)	(1,130)	(770)	(51)	(2,825)	(257)	(976)	(976)	(1,592)	(51)	(770)
1081020	A/D - Mini Computer	(925,547)	4	(5,183)	(1,388)	(2,036)	(1,388)	(93)	(5,081)	(463)	(1,759)	(1,759)	(2,869)	(93)	(1,388)
3406150	Comp System Amortization	(820,594)	4	(4,595)	(1,231)	(1,805)	(1,231)	(82)	(4,513)	(410)	(1,559)	(1,559)	(2,544)	(82)	(1,231)
3406160	Micro System Amortization	(149,914)	4	(840)	(225)	(330)	(225)	(15)	(825)	(75)	(285)	(285)	(465)	(15)	(225)
108.1	Total	(2,409,700)		(13,494)	(3,614)	(5,301)	(3,614)	(241)	(13,254)	(1,205)	(4,579)	(4,579)	(7,470)	(241)	(3,614)
Total Net Computers & System		1,474,510		8,257	2,212	3,243	2,212	147	8,109	737	2,801	2,801	4,571	147	2,212
190.1/190.2	Accumulated Deferred Income Taxes	(425,135)	5	(1,420)	(506)	(582)	(391)	(123)	(599)	(3,928)	(485)	(872)	(1,190)	(225)	(867)
TOTAL NET WSC RB		3,122,338		13,728	4,178	5,489	3,720	633	10,323	16,338	4,671	6,205	9,206	1,039	5,612
				0.44%	0.13%	0.18%	0.12%	0.02%	0.33%	0.52%	0.15%	0.20%	0.29%	0.03%	0.18%
Allocation of Co. 31															
101.1	Water Plant	39,396													
101.3	Transportation	490,162													
101.4	Computers	70,494													
108.1	A/D Computers	(48,354)													
108.2	A/D Transportation	(325,246)													
108.3	A/D Water Plant	(7,261)													
Total to be alloc to IL Cos		219,191		10,821	4,053	4,465	2,983	1,070	3,365	35,761	3,717	7,238	9,693	2,019	7,356

Water Service Corporation
 Adjustment to Allocate WSC Rate Base
 3/31/07

Account Number	Account Name	Balance per WSC G/L @ 3/31/07	Code	30-0049 Great Northern	32-0832 Peach Orchard	33-0840 Harrco	34-0120 Ut of Nevada	35-0110 Spring Creek	36-0750 Louisiana Water Service	38-0770 Utilities, Inc. of Louisiana	40-0200 Utilities, Inc. of Maryland	41-0212 Colchester	42-0205 Greenridge Utilities	43-0210 Provinces	44-0215 Maryland Wtr. Serv
3036089	Land & Land Rights	95,000	5	162	-	47	1,322	1,706	3,098	2,988	6	73	370	597	455
3405090	Office Structure & Improv.	2,715,700	5	4,617	-	1,331	37,803	48,774	88,559	85,409	163	2,091	10,564	17,055	13,008
3405091	Office Furniture & Equip.	1,277,192	5	2,171	-	626	17,779	22,938	41,649	40,168	77	983	4,968	8,021	6,118
3466093	Telephones	120,696	5	205	-	59	1,680	2,168	3,936	3,796	7	93	470	758	578
3466094	Tools Shop & Misc. Eqpt	20,986	3	530	-	-	-	-	-	-	-	-	-	-	-
3466097	Communication Eqpt	237,660	5	404	-	116	3,308	4,268	7,750	7,474	14	183	924	1,493	1,138
101.1	Total	4,467,234		8,089	-	2,179	61,892	79,654	144,992	139,835	267	3,423	17,296	27,924	21,297
1083090	A/D - Office Structures	(1,204,249)	5	(2,047)	-	(590)	(16,763)	(21,628)	(39,271)	(37,874)	(72)	(927)	(4,685)	(7,563)	(5,768)
1083091	A/D - Office Furniture & Equip.	(1,079,227)	5	(1,835)	-	(529)	(15,023)	(19,383)	(35,194)	(33,942)	(65)	(831)	(4,198)	(6,778)	(5,169)
1083093	A/D - Telephones	(104,870)	5	(178)	-	(51)	(1,460)	(1,883)	(3,420)	(3,298)	(6)	(81)	(408)	(659)	(502)
1083094	A/D - Tools Shop & Misc. Eqpt	(20,231)	3	(511)	-	-	-	-	-	-	-	-	-	-	-
1083097	A/D - Communication Eqpt	(251,118)	5	(427)	-	(123)	(3,495)	(4,510)	(8,189)	(7,898)	(15)	(193)	(977)	(1,577)	(1,203)
108.3	Total	(2,659,695)		(4,998)	-	(1,293)	(36,742)	(47,404)	(86,074)	(83,012)	(158)	(2,032)	(10,268)	(16,577)	(12,642)
1052091	Water Plant in Progress	0	5	-	-	-	-	-	-	-	-	-	-	-	-
1052093	Other Plant in Progress	0	5	-	-	-	-	-	-	-	-	-	-	-	-
105.1	Total	0		-	-	-	-	-	-	-	-	-	-	-	-
1862043	Def Chgs - Emp Fees	265,424	1	419	-	127	3,678	4,670	8,716	8,594	-	196	1,076	1,746	1,265
1862048	Def Chgs - Other	0	1	-	-	-	-	-	-	-	-	-	-	-	-
1872030	Misc. Regulatory Comm. Exp.	0	3	-	-	-	-	-	-	-	-	-	-	-	-
186.2	Total	265,424		419	-	127	3,678	4,670	8,716	8,594	-	196	1,076	1,746	1,265
Total Net "Plant"		2,072,963		3,510	-	1,013	28,828	37,120	67,634	65,417	109	1,587	8,104	13,093	9,920
3406010	Mainframe Computer	830,599	4	2,326	-	498	12,044	17,692	25,333	19,187	498	914	1,993	2,990	4,153
3406020	Mini Computer	1,314,177	4	3,680	-	789	19,056	27,992	40,082	30,357	789	1,446	3,154	4,731	6,571
3406110	Comp System Cost	1,373,335	4	3,845	-	824	19,913	29,252	41,887	31,724	824	1,511	3,296	4,944	6,867
3406120	Micro System Cost	366,099	4	1,025	-	220	5,308	7,798	11,166	8,457	220	403	879	1,318	1,830
101.4	Total	3,884,210		10,876	-	2,331	56,321	82,734	118,468	89,725	2,331	4,274	9,322	13,983	19,421
1081010	A/D - Mainframe Computer	(513,645)	4	(1,438)	-	(308)	(7,448)	(10,941)	(15,666)	(11,865)	(308)	(565)	(1,233)	(1,849)	(2,568)
1081020	A/D - Mini Computer	(925,547)	4	(2,592)	-	(555)	(13,420)	(19,714)	(28,229)	(21,380)	(555)	(1,018)	(2,221)	(3,332)	(4,628)
3406150	Comp System Amortization	(820,594)	4	(2,298)	-	(492)	(11,899)	(17,479)	(25,028)	(18,956)	(492)	(903)	(1,969)	(2,954)	(4,103)
3406160	Micro System Amortization	(149,914)	4	(420)	-	(90)	(2,174)	(3,193)	(4,572)	(3,463)	(90)	(165)	(360)	(540)	(750)
108.1	Total	(2,409,700)		(6,748)	-	(1,445)	(34,941)	(51,327)	(73,495)	(55,664)	(1,445)	(2,651)	(5,783)	(8,675)	(12,049)
Total Net Computers & System		1,474,510		4,128	-	886	21,380	31,407	44,973	34,061	886	1,623	3,539	5,308	7,372
190.1/190.2	Accumulated Deferred Income Taxes	(425,135)	5	(723)	-	(208)	(5,918)	(7,635)	(13,864)	(13,370)	(26)	(327)	(1,654)	(2,670)	(2,035)
TOTAL NET WSC RB		3,122,338		6,915	-	1,691	44,290	60,892	98,743	86,108	969	2,883	9,989	15,731	15,256
				0.22%	0.00%	0.05%	1.42%	1.95%	3.16%	2.76%	0.03%	0.09%	0.32%	0.50%	0.49%

Allocation of Co. 31

101.1	Water Plant	39,396
101.3	Transportation	490,162
101.4	Computers	70,494
108.1	A/D Computers	(48,354)
108.2	A/D Transportation	(325,246)
108.3	A/D Water Plant	(7,261)
Total to be alloc to IL Cos		219,191

Water Service Corporation
 Adjustment to Allocate WSC Rate Base
 3/31/07

Account Number	Account Name	Balance per WSC GL @ 3/31/07	Code	65-0290 Charleston Utilities	66-0644 Pebble Creek	67-0647 Alafaya Utilities	68-0648 Ul of Longwood	69-0649 Wedge Field	70-0298 Carolina Water Service	71-1300 Util Serv of SC	72-0673 Cypress Lakes	73-0673 Ul of Eagle Ridge	74-0464 Southland	75-0700 United Utility Co.	77-0470 SC Utilities
3036089	Land & Land Rights	95,000	5	644	890	3,163	753	940	5,682	2,558	760	988	73	502	-
3406090	Office Structure & Improv.	2,715,700	5	18,412	25,446	90,406	21,536	26,858	162,425	75,985	21,726	28,243	2,091	14,339	-
3406091	Office Furniture & Equip.	1,277,192	5	8,659	11,967	42,518	10,128	12,631	76,389	35,736	10,218	13,283	983	6,744	-
3466093	Telephones	120,695	5	818	1,131	4,018	957	1,194	7,219	3,377	966	1,255	93	637	-
3466094	Tools Shop & Misc. Eqpt	20,986	3	-	-	-	-	-	-	-	-	-	-	-	-
3466097	Communication Eqpt	237,660	5	1,511	2,227	7,912	1,885	2,350	14,214	6,650	1,901	2,472	183	1,255	-
101.1	Total	4,467,234		30,144	41,661	148,017	35,259	43,973	265,930	124,406	35,571	46,241	3,423	23,477	-
1083090	A/D - Office Structures	(1,204,249)	5	(8,165)	(11,284)	(40,089)	(9,550)	(11,910)	(72,026)	(33,695)	(9,634)	(12,524)	(927)	(6,358)	-
1083091	A/D - Office Furniture & Equip.	(1,079,227)	5	(7,317)	(10,112)	(35,927)	(8,568)	(10,674)	(64,549)	(30,197)	(8,634)	(11,224)	(831)	(5,696)	-
1083093	A/D - Telephones	(104,870)	5	(711)	(983)	(3,491)	(832)	(1,037)	(6,272)	(2,934)	(839)	(1,091)	(81)	(554)	-
1083094	A/D - Tools Shop & Misc. Eqpt	(20,231)	3	-	-	-	-	-	-	-	-	-	-	-	-
1083097	A/D - Communication Eqpt	(251,118)	5	(1,703)	(2,353)	(8,360)	(1,991)	(2,484)	(15,019)	(7,026)	(2,009)	(2,612)	(193)	(1,326)	-
108.3	Total	(2,659,695)		(17,896)	(24,732)	(87,867)	(20,931)	(26,105)	(157,866)	(73,852)	(21,116)	(27,451)	(2,032)	(13,936)	-
1052091	Water Plant in Progress	0	5	-	-	-	-	-	-	-	-	-	-	-	-
1052093	Other Plant in Progress	0	5	-	-	-	-	-	-	-	-	-	-	-	-
105.1	Total	0		-	-	-	-	-	-	-	-	-	-	-	-
1862043	Def Chgs - Emp Fees	265,424	1	1,728	2,561	8,480	2,093	2,680	15,965	7,005	2,054	2,934	200	1,356	-
1862048	Def Chgs - Other	0	1	-	-	-	-	-	-	-	-	-	-	-	-
1872030	Misc. Regulatory Comm. Exp.	0	3	-	-	-	-	-	-	-	-	-	-	-	-
186.2	Total	265,424		1,728	2,561	8,480	2,093	2,680	15,965	7,005	2,054	2,934	200	1,356	-
Total Net *Plant*		2,072,963		13,976	19,490	68,630	16,421	20,548	124,029	57,559	16,509*	21,724	1,591	10,897	-
3406010	Mainframe Computer	830,599	4	7,642	5,731	37,709	6,894	6,645	47,178	35,134	8,555	3,738	748	5,648	-
3406020	Mini Computer	1,314,177	4	12,090	9,068	59,654	10,908	10,513	74,645	55,590	13,536	5,914	1,183	8,936	-
3406110	Comp System Cost	1,373,335	4	12,635	9,476	62,349	11,399	10,987	78,005	58,092	14,145	6,180	1,236	9,339	-
3406120	Micro System Cost	366,099	4	3,368	2,526	16,621	3,039	2,929	20,794	15,486	3,771	1,647	329	2,489	-
101.4	Total	3,884,210		35,735	26,801	176,343	32,240	31,074	220,622	164,302	40,007	17,479	3,496	26,412	-
1081010	A/D - Mainframe Computer	(513,645)	4	(4,726)	(3,544)	(23,319)	(4,263)	(4,109)	(29,175)	(21,727)	(5,291)	(2,311)	(462)	(3,493)	-
1081020	A/D - Mini Computer	(925,547)	4	(8,515)	(6,386)	(42,020)	(7,682)	(7,404)	(52,571)	(39,151)	(9,533)	(4,165)	(833)	(6,294)	-
3406150	Comp System Amortization	(820,594)	4	(7,549)	(5,662)	(37,255)	(6,811)	(6,565)	(46,610)	(34,711)	(8,452)	(3,693)	(739)	(5,580)	-
3406160	Micro System Amortization	(149,914)	4	(1,379)	(1,034)	(6,806)	(1,244)	(1,199)	(9,515)	(6,341)	(1,544)	(675)	(135)	(1,019)	-
108.1	Total	(2,409,700)		(22,169)	(16,626)	(109,400)	(20,000)	(19,277)	(136,871)	(101,930)	(24,820)	(10,844)	(2,169)	(16,386)	-
Total Net Computers & System		1,474,510		13,566	10,175	66,943	12,240	11,797	83,751	62,372	15,187	6,635	1,327	10,026	-
190.1/190.2	Accumulated Deferred Income Taxes	(425,135)	5	(2,882)	(3,984)	(14,153)	(3,371)	(4,205)	(25,427)	(11,895)	(3,401)	(4,421)	(327)	(2,245)	-
TOTAL NET WSC RB		3,122,338		24,660	25,681	121,420	25,290	28,140	182,353	108,036	28,295	23,938	2,591	18,678	-
				0.79%	0.82%	3.89%	0.81%	0.90%	5.84%	3.46%	0.91%	0.77%	0.08%	0.60%	0.00%

Allocation of Co. 31

101.1	Water Plant	39,396
101.3	Transportation	490,162
101.4	Computers	70,494
108.1	A/D Computers	(48,354)
108.2	A/D Transportation	(325,246)
108.3	A/D Water Plant	(7,261)
Total to be alloc to IL Cos		219,191

Water Service Corporation
Adjustment to Allocate WSC Rate Base
3/31/07

Account Number	Account Name	Balance per WSC G/L @ 3/31/07	Code	79-0485 Tega Cay	80-0500 CWS Inc of NC	81-0598 Riverpointe	83-0800 CWS Systems	85-0545 Watauga Vista	86-0900 Carolina Trace	87-0905 Transylvania	88-0645 Mid-County	89-0660 Lake Utilities	90-0600 Utilities, Inc of Florida	91-0640 Miles Grant	92-0651 Tennessee Water Service
3036089	Land & Land Rights	95,000	5	1,057	12,872	-	3,758	-	859	878	778	4,017	3,398	646	118
3406090	Office Structure & Improv.	2,715,700	5	30,226	367,950	-	107,433	-	24,550	25,093	22,242	114,820	97,141	18,467	3,367
3406091	Office Furniture & Equip.	1,277,192	5	14,215	173,047	-	50,526	-	11,546	11,801	10,460	54,000	45,685	8,685	1,584
3466093	Telephones	120,696	5	1,343	16,353	-	4,775	-	1,091	1,115	989	5,103	4,317	821	150
3466094	Tools Shop & Misc. Eqpt	20,986	3	-	-	-	-	-	-	-	-	-	-	-	-
3466097	Communication Eqpt	237,660	5	2,645	32,201	-	9,402	-	2,148	2,196	1,946	10,048	8,501	1,616	295
101.1	Total	4,467,234		49,486	602,423	-	175,894	-	40,194	41,063	36,415	187,988	159,042	30,235	5,514
1083090	A/D - Office Structures	(1,204,249)	5	(13,403)	(163,164)	-	(47,640)	-	(10,886)	(11,127)	(9,863)	(50,916)	(43,076)	(8,189)	(1,493)
1083091	A/D - Office Furniture & Equip.	(1,079,227)	5	(12,012)	(146,224)	-	(42,694)	-	(9,756)	(9,972)	(8,839)	(45,630)	(38,604)	(7,339)	(1,338)
1083093	A/D - Telephones	(104,870)	5	(1,167)	(14,209)	-	(4,149)	-	(948)	(969)	(859)	(4,434)	(3,751)	(713)	(130)
1083094	A/D - Tools Shop & Misc. Eqpt	(20,231)	3	-	-	-	-	-	-	-	-	-	-	-	-
1083097	A/D - Communication Eqpt	(251,118)	5	(2,795)	(34,024)	-	(9,934)	-	(2,270)	(2,320)	(2,057)	(10,617)	(8,982)	(1,708)	(311)
108.3	Total	(2,659,695)		(29,377)	(357,621)	-	(104,417)	-	(23,860)	(24,388)	(21,618)	(111,597)	(94,413)	(17,949)	(3,272)
1052091	Water Plant in Progress	0	5	-	-	-	-	-	-	-	-	-	-	-	-
1052093	Other Plant in Progress	0	5	-	-	-	-	-	-	-	-	-	-	-	-
105.1	Total	0		-	-	-	-	-	-	-	-	-	-	-	-
1862043	Def Chgs - Emp Fees	265,424	1	3,033	34,916	-	10,392	-	2,448	2,401	2,404	11,485	9,412	1,903	324
1862048	Def Chgs - Other	0	1	-	-	-	-	-	-	-	-	-	-	-	-
1872030	Misc. Regulatory Comm Exp.	0	3	-	-	-	-	-	-	-	-	-	-	-	-
186.2	Total	265,424		3,033	34,916	-	10,392	-	2,448	2,401	2,404	11,485	9,412	1,903	324
Total Net "Plant"		2,072,963		23,142	279,716	-	81,869	-	18,782	19,096	17,201	87,876	74,041	14,189	2,566
3406010	Mainframe Computer	830,599	4	7,060	142,032	-	35,882	-	6,146	9,137	332	27,742	31,978	2,907	1,163
3406020	Mini Computer	1,314,177	4	11,171	224,724	-	56,772	-	9,725	14,456	526	43,894	50,596	4,600	1,840
3406110	Comp System Cost	1,373,335	4	11,673	234,840	-	59,328	-	10,163	15,107	549	45,869	52,873	4,807	1,923
3406120	Micro System Cost	366,099	4	3,112	62,503	-	15,815	-	2,709	4,027	146	12,228	14,095	1,281	513
101.4	Total	3,884,210		33,016	664,199	-	167,797	-	28,743	42,727	1,553	129,733	149,542	13,595	5,439
1081010	A/D - Mainframe Computer	(513,645)	4	(4,366)	(87,833)	-	(22,189)	-	(3,801)	(5,650)	(205)	(17,156)	(19,775)	(1,798)	(719)
1081020	A/D - Mini Computer	(925,547)	4	(7,867)	(158,269)	-	(39,984)	-	(6,849)	(10,181)	(370)	(30,913)	(35,634)	(3,239)	(1,296)
3406150	Comp System Amortization	(820,594)	4	(6,975)	(140,322)	-	(35,450)	-	(6,072)	(9,027)	(328)	(27,408)	(31,593)	(2,872)	(1,149)
3406160	Micro System Amortization	(149,914)	4	(1,274)	(25,635)	-	(6,476)	-	(1,109)	(1,649)	(60)	(5,007)	(5,772)	(525)	(210)
108.1	Total	(2,409,700)		(20,482)	(412,059)	-	(104,099)	-	(17,831)	(26,507)	(963)	(80,484)	(92,774)	(8,434)	(3,374)
Total Net Computers & System		1,474,510		12,534	252,140	-	63,698	-	10,912	16,220	590	49,249	56,768	5,161	2,065
190.1/190.2	Accumulated Deferred Income Taxes	(425,135)	5	(4,732)	(57,602)	-	(16,818)	-	(3,843)	(3,928)	(3,482)	(17,975)	(15,207)	(2,891)	(527)
TOTAL NET WSC RB		3,122,338		30,944	474,256	-	128,749	-	25,851	31,388	14,309	119,150	115,602	16,459	4,104
				0.99%	15.19%	0.00%	4.12%	0.00%	0.83%	1.01%	0.46%	3.82%	3.70%	0.53%	0.13%

Allocation of Co. 31

101.1	Water Plant	39,396
101.3	Transportation	490,162
101.4	Computers	70,494
108.1	A/D Computers	(48,354)
108.2	A/D Transportation	(325,246)
108.3	A/D Water Plant	(7,261)
Total to be alloc to IL Cos		219,191

Water Service Corporation
Adjustment to Allocate WSC Rate Base
3/31/07

Account Number	Account Name	Balance per WSC GL @ 3/31/07	Code	123-0923 Nero	133-0123 Sky Ranch	135-0935 Bermuda	140-0140 Central Nevada	150-0150 WSC of Indiana	151-0151 Indiana Water Service	160-0160 WSC of Kentucky	165-1260 WSC of Georgia	93-0006 Bio Tech
3036089	Land & Land Rights	95,000	5	80	256	3,739	3,759	132	420	1,818	828	90.00
3406090	Office Structure & Improv.	2,715,700	5	2,281	7,305	106,890	107,460	3,775	12,003	51,978	23,681	2,633.00
3406091	Office Furniture & Equip.	1,277,192	5	1,073	3,436	50,270	50,536	1,775	5,645	24,445	11,137	1,242.00
3466093	Telephones	120,696	5	101	325	4,751	4,776	168	533	2,310	1,052	116.00
3466094	Tools Shop & Misc. Eqpt	20,986	3	-	-	-	-	-	-	-	-	2.00
3466097	Communication Eqpt	237,660	5	200	639	9,354	9,404	330	1,050	4,549	2,072	234.00
101.1	Total	4,487,234		3,735	11,961	175,004	175,937	6,180	19,651	85,100	36,770	4,317.00
1083090	A/D - Office Structures	(1,204,249)	5	(1,012)	(3,239)	(47,399)	(47,652)	(1,674)	(5,323)	(23,049)	(10,501)	(1,173.00)
1083091	A/D - Office Furniture & Equip.	(1,079,227)	5	(907)	(2,903)	(42,478)	(42,705)	(1,500)	(4,770)	(20,656)	(9,411)	(1,051.00)
1083093	A/D - Telephones	(104,870)	5	(88)	(262)	(4,128)	(4,150)	(146)	(464)	(2,007)	(914)	(100.00)
1083094	A/D - Tools Shop & Misc. Eqpt	(20,231)	3	-	-	-	-	-	-	-	-	2.00
1083097	A/D - Communication Eqpt	(251,118)	5	(211)	(676)	(9,884)	(9,937)	(349)	(1,110)	(4,806)	(2,190)	(243.00)
108.3	Total	(2,659,695)		(2,218)	(7,100)	(103,889)	(104,444)	(3,669)	(11,667)	(50,518)	(23,016)	(2,565.00)
1052091	Water Plant in Progress	0	5	-	-	-	-	-	-	-	-	-
1052093	Other Plant in Progress	0	5	-	-	-	-	-	-	-	-	-
105.1	Total	0		-	-	-	-	-	-	-	-	-
1862043	Del Chgs - Emp Fees	265,424	1	218	670	10,124	10,766	347	1,068	4,727	2,292	207.00
1862048	Del Chgs - Other	0	1	-	-	-	-	-	-	-	-	-
1872030	Misc. Regulatory Comm. Exp.	0	3	-	-	-	-	-	-	-	-	-
186.2	Total	265,424		218	670	10,124	10,766	347	1,068	4,727	2,292	207.00
Total Net "Plant"		2,072,963		1,735	5,531	81,239	82,259	2,858	9,052	39,309	18,046	1,969.00
3406010	Mainframe Computer	830,599	4	831	3,489	41,779	25,416	1,744	6,645	25,832	7,891	2,327.00
3406020	Mini Computer	1,314,177	4	1,314	5,520	66,103	40,214	2,760	10,513	40,871	12,485	3,677.00
3406110	Comp System Cost	1,373,335	4	1,373	5,768	69,079	42,024	2,864	10,987	42,711	13,047	3,849.00
3406120	Micro System Cost	366,099	4	366	1,538	18,415	11,203	769	2,929	11,386	3,478	1,022.00
101.4	Total	3,884,210		3,884	16,315	195,376	118,857	8,157	31,074	120,800	36,901	10,875.00
1081010	A/D - Mainframe Computer	(513,645)	4	(514)	(2,157)	(25,836)	(15,718)	(1,079)	(4,109)	(15,974)	(4,880)	(1,443.00)
1081020	A/D - Mini Computer	(925,547)	4	(926)	(3,887)	(46,555)	(28,322)	(1,944)	(7,404)	(28,785)	(8,793)	(2,586.00)
3406150	Comp System Amortization	(620,594)	4	(621)	(3,446)	(41,276)	(25,110)	(1,723)	(6,565)	(25,520)	(7,796)	(2,298.00)
3406160	Micro System Amortization	(149,914)	4	(150)	(630)	(7,541)	(4,587)	(315)	(1,199)	(4,662)	(1,424)	(416.00)
108.1	Total	(2,409,700)		(2,411)	(10,120)	(121,208)	(73,737)	(5,061)	(19,277)	(74,941)	(22,893)	(6,743.00)
Total Net Computers & System		1,474,510		1,473	6,195	74,168	45,120	3,096	11,797	45,859	14,008	4,132.00
190.1/190.2	Accumulated Deferred Income Taxes	(425,135)	5	(357)	(1,144)	(16,733)	(16,823)	(591)	(1,879)	(8,137)	(3,707)	(414.00)
TOTAL NET WSC RB		3,122,338		2,851	10,582	138,674	110,556	5,363	18,970	77,031	28,347	5,677.00
				0.09%	0.34%	4.44%	3.54%	0.17%	0.61%	2.47%	0.91%	0.18%

Allocation of Co. 31

101.1	Water Plant	39,396
101.3	Transportation	490,162
101.4	Computers	70,494
108.1	A/D Computers	(48,354)
108.2	A/D Transportation	(325,246)
108.3	A/D Water Plant	(7,261)
Total to be alloc to IL Cos		219,191

WATER SERVICE CORPORATION

SE.52

Distribution of Insurance Expenses

SE.52
Distribution of Insurance Expense
3/31/07

Summary

	Weighted Insurance Distribution CODE 11	Acct 6599090 Other Insurance
05 Apple Canyon	0.518%	844.00
06 Carmel	0.141%	231.00
07 Chamar	0.022%	35.00
08 Chony Hill	0.198%	324.00
09 Clarendon Hills	0.112%	183.00
10 Hickale Manor	0.000%	-
11 County Line	0.039%	64.00
12 DelMar	0.019%	31.00
13 Ferson Creek	0.289%	472.00
14 Galena Territory	0.771%	1,260.00
15 Kitamey	0.199%	325.00
16 Lake Holiday	0.693%	1,133.00
17 Lake Wildwood	0.183%	299.00
18 Northern Hills	0.106%	173.00
20 Lake Marian	0.103%	166.00
21 Wildwood	0.054%	88.00
22 Valerino	0.020%	33.00
23 Walk-up Woods	0.080%	131.00
24 Whip Hill/Piet/Sun	1.323%	2,163.00
25 Holiday Hills	0.084%	137.00
26 Medina	0.177%	289.00
27 Westlake	0.399%	652.00
28 Cedar Bluff	0.045%	74.00
29 Harbor Ridge	0.280%	458.00
30 Great Northern	0.149%	244.00
32 Peach Orchard	0.000%	-
33 Harco	0.024%	39.00
34 Ut of Nevada	0.895%	1,483.00
35 Spring Creek	1.349%	2,205.00
36 Louisiana Water Service	2.240%	3,662.00
38 Utilities Inc. of Louisiana	2.657%	4,344.00
40 Utilities, Inc. of Maryland	0.462%	755.00
41 Colchester	0.511%	835.00
42 Greenidge Utilities, Inc.	0.664%	1,085.00
43 Provincos	1.089%	1,780.00
44 Maryland Water Service	0.884%	1,435.00
47 Massachusetts	1.945%	3,180.00
50 Holiday Service	0.228%	373.00
51 Westgate	0.210%	343.00
52 Utilities, Inc. of Pennsylvania	0.745%	1,218.00
53 Penn Electric	1.573%	2,572.00
55 Skidaway	2.690%	4,388.00
56 Elk River	0.110%	180.00
57 Montague	0.300%	490.00
60 Twin Lakes Utilities	2.310%	3,776.00
61 Terre Verde	0.220%	360.00
62 Lake Placid	0.068%	111.00
64 Eastlake	0.337%	551.00
65 Charleston Utilities	0.480%	785.00
68 Pebble Creek	0.764%	1,249.00
67 Alafaya	2.336%	3,819.00
68 Ut of Longwood	0.580%	948.00
69 Wodgetfield	0.927%	1,515.00
70 CWS (South Carolina)	0.361%	595.00
71 Utilities Services of SC	3.005%	4,913.00
72 Cypress Lakes	0.838%	1,343.00
73 Ut of Eagle Ridge	0.899%	1,453.00
74 Southland Utilities	0.087%	142.00
75 United Utility Co.	0.634%	1,036.00
78 Togn Day Water Service	1.377%	2,251.00
80 CWS of NC	13.305%	21,751.00
83 CWS Systems, Inc.	3.058%	4,999.00
86 Carolina Traco	0.954%	1,576.00
87 Transylvania	0.733%	1,198.00
88 Mid-County Services, Inc.	0.973%	1,591.00
89 Lake Utility	3.106%	5,076.00
90 UIF	2.539%	4,151.00
91 Miles Grant	0.846%	1,383.00
92 Tennessee Water Service	0.118%	193.00
94 Hutchinson Irrigation	0.043%	70.00
101 Sanbando	8.107%	13,284.00
103 Sandshavan	0.512%	837.00
104 Boyside	0.176%	288.00
105 Southgate	1.089%	1,780.00
106 Labrador	0.479%	773.00
107 Pennbrooke	0.758%	1,239.00
108 Hutchinson Island	0.096%	157.00
109 Sandy Creek	0.180%	294.00
120 North Topsail	1.297%	2,120.00
121 Carolina Pines	0.081%	132.00
122 Bradford Farms	0.507%	829.00
123 Nero	0.108%	177.00
133 Sky Ranch	0.164%	268.00
135 Bermuda	2.197%	3,582.00
140 Central Nevada	3.258%	5,326.00
150 WSC of Indiana	0.128%	209.00
151 Indiana Water Service	0.417%	682.00
160 WSC of Kentucky	2.647%	4,327.00
165 WSC of Georgia	0.728%	1,190.00
83 Bio Tech	8.021%	13,284.00

100.000%	586,021.00
----------	------------

SE.52
Distribution of Insurance Expense
3/31/07

General Property Insurance
 General Property Insurance is based on schedule of elevated tanks and the summary of property values

Customer Equivalents Q 12/31/06	Customer Percentage CODE 1	Code 5	Elevated & Standpipe Tanks	2335 Sonders Nonleak	Charlton/Barner BK NC	Whispering Pine NC	North Topnotch NC	Upper Marlboro MD	West Columbia SC	BioTech SC	Skidaway GA	Altamonte Springs FL	Mississippi Conversion LA	Spring Creek NY	Ut Nevada NV	Central Nevada NV	WSC of Kentucky KY	Bermuda AZ	Total	% of Total Code 7		
05 Apple Canyon	1,341	0.585%	0.528%	330,625	27,519																	
06 Camelot	322	0.141%	0.134%		6,954															358,144	1.000%	
07 Charms	53	0.023%	0.023%		1,199															6,964	0.021%	
08 Cherry Hill	258	0.112%	0.102%	251,563	5,318															1,169	0.004%	
09 Clarendon Hills	363	0.158%	0.181%		8,331															236,879	0.775%	
10 Hilldale Manor	0	0.000%	0.000%		0															8,331	0.025%	
11 County Line	118	0.052%	0.051%		2,958															0	0.000%	
12 DeMer	37	0.016%	0.021%		1,095															2,658	0.008%	
13 Ferson Creek	568	0.248%	0.255%		12,258															1,035	0.003%	
14 Galena Territory	2,585	1.125%	1.019%		53,110															12,248	0.037%	
15 Kilmer	352	0.154%	0.148%	165,313	7,714															53,110	0.160%	
16 Lake Holiday	1,930	0.838%	0.782%	330,625	39,715															473,027	0.522%	
17 Lake Widdowood	709	0.309%	0.334%		17,408															370,340	1.117%	
18 Northern Hills	265	0.115%	0.119%		4,202															17,408	0.052%	
20 Lake Martin	292	0.127%	0.137%		7,140															6,202	0.019%	
21 Wildwood	195	0.085%	0.092%		4,795															7,140	0.023%	
22 Valerius	70	0.031%	0.029%		1,511															4,795	0.014%	
23 Walk-up Woods	220	0.096%	0.141%		7,349															1,511	0.005%	
24 Whip-HatField/Sun	2,340	1.021%	0.924%	1,322,500	48,159															7,349	0.022%	
25 Holiday Hills	243	0.106%	0.114%		5,942															1,370,659	4.133%	
26 Medina	473	0.207%	0.209%		10,685															5,942	0.018%	
27 Wislake	634	0.277%	0.280%	416,675	14,594															10,685	0.032%	
28 Cedar Bluff	132	0.058%	0.063%		2,782															431,469	1.301%	
29 Harbor Ridge	481	0.210%	0.204%	251,563	10,632															2,782	0.008%	
30 Great Northern	362	0.158%	0.170%		8,860															262,185	0.791%	
32 Peach Orchard	0	0.000%	0.000%		0															8,860	0.027%	
33 Herco	110	0.048%	0.049%		2,554															0	0.000%	
34 Ut of Nevada	3,175	1.389%	1.382%		72,551															2,554	0.008%	
35 Spring Creek	4,030	1.769%	1.765%		93,608															82,229	0.248%	
36 Louisiana Water Service	7,623	3.284%	3.261%		169,963															102,448	0.300%	
38 Ut of Louisiana	7,418	3.238%	3.145%	1,092,500	163,917								35,912	8,840	9,678				205,875	0.621%		
40 Ut of Maryland	0	0.000%	0.008%	1,061,250	313								35,416							169,963	0.295%	
41 Colchester	169	0.074%	0.077%		4,013															313	0.001%	
42 Greenidge	929	0.400%	0.363%	582,188	20,275			15,638												4,013	0.012%	
43 Provincos	1,507	0.658%	0.626%	783,438	32,731			87,610												20,275	0.063%	
44 Maryland Water Service	1,092	0.477%	0.479%		24,965			142,118												32,731	0.098%	
47 Massachusetts	3,637	1.587%	1.539%		80,213			102,982												24,965	0.075%	
50 Holiday Service	573	0.250%	0.263%	330,625	13,706			342,952												80,213	0.239%	
51 Westgate	746	0.325%	0.312%		16,261															13,706	0.040%	
52 Ut of Pennsylvania	2,159	0.942%	0.881%		45,918															16,261	0.048%	
53 Penn Estates	2,551	1.114%	1.087%	1,142,813	56,654															45,918	0.136%	
55 Skidaway	7,442	3.249%	3.091%	690,000	159,539															56,654	0.166%	
56 Elk River	335	0.148%	0.154%		8,026															159,539	0.468%	
57 Montague	832	0.407%	0.405%		21,109															8,026	0.024%	
60 Twin Lakes Mobile	4,650	2.009%	1.942%	747,500	101,217															21,109	0.062%	
61 Tierra Verde	508	0.222%	0.211%		10,997															10,997	0.032%	
62 Lake Placid	240	0.105%	0.095%		4,951															4,951	0.015%	
64 Eastlake	909	0.397%	0.402%		20,952															8,026	0.024%	
65 Channonon, Utah	1,491	0.651%	0.678%		35,337															20,952	0.062%	
66 Pebble Creek	2,211	0.965%	0.937%		48,836															35,337	0.103%	
67 Alajaya	7,318	3.195%	3.329%		173,507															48,836	0.144%	
68 Ut of Longwood	1,808	0.788%	0.723%		41,331															42,455	0.125%	
69 Wedgwick	2,313	1.010%	0.989%		51,547															42,455	0.125%	
70 CWB (South Carolina)	13,770	6.015%	5.911%	1,487,813	311,730															141,301	0.412%	
71 Utilities Services of SC	6,048	2.639%	2.798%	963,125	145,832															314,606	0.919%	
72 Cypress Lakes	1,773	0.774%	0.800%		41,826															41,826	0.121%	
73 Ut of Eagle Ridge	2,532	1.105%	1.040%		54,206															141,301	0.412%	
74 Southland Mobile	173	0.076%	0.077%		4,013															34,817	0.101%	
75 United Utility Co	1,171	0.511%	0.528%		27,519															44,588	0.129%	
79 Tega Cay Water Service	2,618	1.143%	1.113%	829,563	58,010															27,519	0.080%	
80 CWS of NC	30,135	13.165%	13.549%	9,027,504	706,174	238,200			372,320											58,010	0.170%	
83 CWS Systems, Inc	8,969	3.915%	3.958%		206,187				163,371											706,174	2.045%	
86 Carolina Trace	2,113	0.922%	0.904%	546,250	47,116															206,187	0.604%	
87 Transylvania	2,072	0.905%	0.924%		48,159															47,116	0.139%	
88 Mid-County Services, Inc	2,076	0.906%	0.819%		42,689															48,159	0.141%	
89 Lake Utility	9,912	4.327%	4.228%		220,353															42,689	0.125%	
90 U/F	8,123	3.546%	3.577%		186,433															220,353	0.635%	
91 Miles Grant	1,642	0.717%	0.680%		35,442															186,433	0.541%	
92 Tennessee Water Service	280	0.122%	0.124%		35,442															156,609	0.454%	
94 Hutchinson Irrigation	161	0.070%	0.065%		6,463															35,442	0.103%	
101 Sarabando	16,453	7.187%	7.156%		372,971															6,463	0.019%	
103 Sandalhaven	985	0.430%	0.432%		22,516															372,971	1.073%	
104 Baylake	244	0.107%	0.115%		5,994															22,516	0.065%	
105 Southgate	2,883	1.259%	1.376%		71,717															5,994	0.017%	
106 Labrador	1,187	0.509%	0.524%		27,311															71,717	0.207%	
																					55,581	0.161%
																					127,298	0.368%
																					22,486	0.065%

SE.52
Distribution of Insurance Expense
3/31/07

General Property Insurance

General Property Insurance is based on schedule of insured risks and the surmounty of property values

	Customer Equipment 0 12/31/06	Customer Equivalent Percentage CODE 1	Code 5	Etowah & Standpipe Tada	2335 Sanders Mercedes	Chrysler/ Banner Ek MC	Whispering Pines NC	North Tepah NC	Upper Marboro MQ	West Columbia SC	BoTech SC	Skidway GA	Alamonte Springs FL	Mississippi Covington LA	Spring Creek NV	Ut Nevada NV	Central Nevada NV	WSC of Kentucky KY	Bermuda AZ	Total	% of Total Code 7		
107	Pondroka	2,082	0.909%	0.884%		48,074																	
108	Mitchison Island	284	0.126%	0.126%		9,971															46,074	0.139%	
109	Sandy Creek	282	0.123%	0.123%		6,518															8,871	0.026%	
120	North Topaz	2,820	1.231%	1.258%		65,460							5,434								11,949	0.036%	
121	Carolina Pines	321	0.140%	0.158%		8,235		166,400													8,235	0.025%	
122	Bradford Farms	1,810	0.793%	0.687%		36,806															231,853	0.689%	
123	Nero	188	0.082%	0.084%		4,378															8,235	0.025%	
133	Sky Ranch	578	0.252%	0.267%		14,020															35,809	0.108%	
135	Bermuda	8,738	3.814%	3.939%		205,144															4,378	0.013%	
140	Central Nevada	9,292	4.050%	3.957%		206,229										1,782					15,782	0.048%	
150	WBC of Indiana	300	0.131%	0.138%		7,248															745,944	2.249%	
151	Indiana Water Services	928	0.402%	0.442%		23,007															221,839	0.659%	
160	WSC of Kentucky	4,682	1.781%	1.914%	648,242	59,758												15,600			7,248	0.022%	
165	WSC of Georgia	1,978	0.863%	0.872%		45,449															23,007	0.069%	
93	Bo Tech	178	0.078%	0.097%		5,060															1,212,800	3.557%	
											296,400										45,449	0.137%	
																					301,460	0.909%	
		229,078	100.000%	100.000%	23,216,875	5,212,000	238,200	135,200	166,400	691,601	572,000	296,400	192,400	1,222,001	78,440	8,840	11,440	15,600	566,600	540,600		33,188,997	100.000%
					23,216,875	5,212,000	238,200	135,200	166,400	691,600	572,000	296,400	192,400	1,222,000	78,440	8,840	11,440	15,600	566,600	540,600		33,185,995	
					0	0	0	0	0	1	0	0	0	1	0	0	0	0	0	0	0		2

Information per Axaer Insurance Report.
 Dated October 1, 2006/08 Section III.
 (From Policy Owners)

SE.52

**Distribution of Insurance Expense
3/31/07**

Excess Liability Insurance

Excess Liability Insurance is based on miles of sewer mains, gallons of water sold, and operations payroll.
Miles of Sewer Mains determined by multiplying the number of customers by 40 ft. divided by 5,280 ft.

	Customer Equivalent Percentage CODE 1	Sewer Customers @ 1231/56	Miles of Sewer Mains formula	Percentage of Miles of Sewer Mains to Total Miles	Water Customers @ 1231/56	Total Gallons Sold formula	Percentage of Gallons Sold to Total Gallons	Operations Payroll	Percentage of Company's Payroll to Total Payroll	Weighted Average of 3 Determinants CODE 2
05	Apple Canyon	0.585%		0.00%	892	85,116,000	0.61%	19,316	0.458%	0.356%
06	Casestot	0.141%	214	1.82	215	15,895,000	0.16%	8,846	0.162%	0.178%
07	Chamner	0.023%		0.00%	53	3,669,000	0.04%	1,321	0.031%	0.023%
08	Cherry Hill	0.112%		0.00%	258	18,804,800	0.16%	4,783	0.113%	0.097%
09	Clarendon Hills	0.188%		0.00%	383	28,491,700	0.25%	5,188	0.123%	0.124%
10	Hiddale Manor	0.000%		0.00%		0	0.00%		0.000%	0.000%
11	County Line	0.052%		0.00%	118	8,643,200	0.08%	1,982	0.047%	0.043%
12	DalMar	0.016%		0.00%	74	5,365,500	0.05%	1,014	0.024%	0.025%
13	Faron Creek	0.248%	373	2.83	381	27,813,000	0.28%	15,860	0.376%	0.342%
14	Galeata Territory	1.129%	817	8.19	2,178	158,877,200	1.49%	27,821	0.655%	0.999%
15	Kilbrey	0.154%		0.00%	352	25,696,000	0.24%	6,988	0.166%	0.135%
16	Lake Holiday	0.838%		0.00%	1,883	138,999,000	1.27%	24,177	0.573%	0.816%
17	Lake Wickwood	0.309%		0.00%	470	34,273,500	0.32%	8,671	0.206%	0.178%
18	Northain Hills	0.118%	185	1.40	172	12,556,000	0.12%	4,538	0.108%	0.140%
20	Lake Marion	0.127%		0.00%	292	21,316,000	0.20%	5,421	0.128%	0.109%
21	Wickwood	0.085%		0.00%	195	14,235,000	0.13%	2,262	0.054%	0.062%
22	Valentine	0.031%		0.00%	70	5,110,000	0.05%	836	0.020%	0.023%
23	Walk-up Woods	0.098%		0.00%	220	16,060,000	0.15%	4,294	0.102%	0.084%
24	Whisp Hills/Pist/Sun	1.021%		0.00%	2,340	170,783,500	1.80%	37,232	0.883%	0.828%
25	Holiday Hills	0.106%		0.00%	243	17,739,000	0.17%	4,353	0.103%	0.090%
26	Medina	0.207%	473	3.58	423	30,854,400	0.29%	7,840	0.181%	0.225%
27	Westlake	0.277%	422	3.20	322	23,506,000	0.22%	5,516	0.154%	0.236%
28	Cedar Bluff	0.058%	132	1.00	0	0	0.00%	1,714	0.041%	0.060%
29	Harbor Ridge	0.210%	318	2.41	322	23,506,000	0.22%	5,516	0.154%	0.236%
30	Great Northern	0.158%		0.00%	362	26,426,000	0.25%	8,758	0.208%	0.152%
32	Peach Orchard	0.000%		0.00%	0	0	0.00%	0	0.000%	0.000%
33	Harco	0.048%	110	0.83	0	0	0.00%	0	0.000%	0.000%
34	Ut of Nevada	1.386%		0.00%	3,175	231,738,500	2.17%	38,730	0.918%	1.038%
35	Spring Creek	1.759%	121	0.92	3,959	289,758,900	2.72%	68,879	1.833%	1.492%
36	Louisiana Water Service	3.284%	4,856	36.79	5,094	371,840,100	3.48%	76,424	1.812%	3.459%
39	Utilities Inc of Louisiana	3.238%	4,816	34.97	5,109	372,927,800	3.49%	75,356	1.786%	3.370%
40	Utilities, Inc. of Maryland	0.000%		0.00%	0	0	0.00%	0	0.000%	0.000%
41	Colchester	0.074%	169	1.28	0	0	0.00%	44,771	1.051%	0.413%
42	Greenridge Utilities, Inc.	0.408%		0.00%	928	67,817,000	0.64%	16,757	0.397%	0.344%
43	Provenco	0.858%		0.00%	1,507	110,011,000	1.03%	34,320	0.828%	0.820%
44	Maryland Water Service	0.477%	1,089	8.10	1,115	81,395,000	0.76%	22,670	0.537%	0.806%
47	Masonmont	1.587%	2,034	15.41	2,244	168,833,900	1.54%	91,180	2.181%	1.942%
50	Holiday Service	0.250%		0.00%	435	31,755,000	0.30%	4,214	0.100%	0.132%
51	Westgate	0.325%		0.00%	748	54,421,500	0.51%	10,638	0.252%	0.254%
52	Utilities, Inc. of Pennsylvania	0.942%	2,159	16.36	2,859	215,000,000	2.00%	34,573	0.820%	1.026%
53	Parr Estates	1.114%	1,876	12.70	1,878	122,348,000	1.15%	57,735	1.369%	1.423%
55	Sideway	3.249%	4,817	37.25	4,433	323,601,700	3.03%	73,293	1.737%	3.305%
56	Elk River	0.148%	100	0.83	290	20,440,000	0.19%	3,849	0.094%	0.133%
57	Montague	0.407%	272	2.06	798	58,108,000	0.54%	11,445	0.271%	0.367%
60	Twin Lakes Utilities	2.030%	3,077	23.31	3,111	227,103,000	2.13%	61,208	1.423%	2.424%
61	Tiere Vordo	0.222%	1,015	7.69	1,062	78,000,000	0.73%	4,638	0.110%	0.391%
62	Lake Place	0.105%	264	1.54	138	10,052,100	0.09%	1,105	0.026%	0.111%
64	Eastlake	0.387%	889	6.74	928	67,773,200	0.64%	16,899	0.397%	0.575%
65	Charleston Utilities	0.651%		0.00%	1,491	108,850,300	1.02%	22,349	0.530%	0.517%
66	Pebble Creek	0.965%	1,439	10.90	1,492	108,879,500	1.02%	27,022	0.641%	1.055%
67	Aialaya	3.195%	7,319	55.45	7,658	582,879,500	5.41%	78,911	1.870%	3.178%
68	Ut of Longwood	0.788%	1,806	13.68	1,889	141,000,000	1.37%	19,847	0.470%	0.787%
69	Wedgetield	1.010%	1,526	11.58	1,597	113,135,400	1.06%	40,338	0.956%	1.204%
70	CWS (South Carolina)	6.015%	10,289	77.95	10,766	552,427,500	5.18%	238,447	5.652%	7.198%
71	Utilities Services of SC	2.639%	370	2.80	6,592	481,223,300	4.51%	137,917	3.269%	2.722%
72	Cypress Lakes	0.774%	1,120	8.48	1,171	88,558,300	0.83%	24,257	0.575%	0.859%
73	Ut of Eagle Ridge	1.105%	2,532	19.18	2,649	198,000,000	1.84%	35,344	0.838%	1.162%
74	Southland Utilities	0.078%		0.00%	173	12,829,000	0.12%	5,471	0.130%	0.083%
75	Uniod Utility Co	0.511%	1,234	9.35	95	6,935,000	0.06%	34,407	0.816%	0.724%
79	Tega Cay Water Service	1.143%	1,678	12.70	1,780	129,903,500	1.22%	42,904	1.017%	1.329%
80	CWS of NC	13.155%	463	3.51	364	26,572,000	0.25%	627,608	14.877%	5.204%
83	CWS Systems, Inc.	3.915%	2,933	22.22	6,733	491,523,600	4.61%	122,198	2.897%	3.524%
86	Carolina Trace	0.922%	1,365	10.34	1,431	104,463,000	0.98%	22,512	0.534%	0.980%
87	Transybank	0.905%	952	7.22	1,270	93,177,200	0.87%	29,871	0.708%	0.859%
88	Mid-County Services, Inc.	0.906%	2,075	15.72	2,171	161,000,000	1.53%	52,600	1.247%	1.139%
89	Lake Utility	4.327%	2,820	21.37	8,502	620,853,300	5.82%	121,526	2.881%	3.663%
90	UIF	3.548%	2,700	20.46	7,012	511,805,200	4.80%	93,383	2.214%	3.276%
91	Miles Grant	0.717%	1,051	7.98	1,117	81,548,300	0.76%	47,185	1.118%	0.994%
92	Tennessee Water Service	0.122%		0.00%	569	40,807,000	0.38%	4,375	0.104%	0.182%
94	Hutchinson Irrigation	0.070%		0.00%	161	11,716,500	0.11%	1,082	0.045%	0.051%
101	Saraland	7.187%	9,147	69.30	11,889	867,911,800	8.19%	254,569	6.034%	9.713%
103	Sandalhaven	0.430%	985	7.48	1,400	106,543,500	1.00%	31,778	0.753%	1.018%
104	Rayco	0.107%	244	1.85	243	17,765,200	0.17%	10,083	0.239%	0.220%
105	Southgate	1.259%		0.00%	5,787	420,953,700	3.95%	35,827	0.849%	1.596%
106	Labrador	0.508%	767	5.81	784	57,195,500	0.54%	20,936	0.496%	0.612%
107	Pennbrook	0.909%	1,243	9.42	1,460	106,543,500	1.00%	31,778	0.753%	1.018%
108	Hutchinson Island	0.128%	176	1.33	206	15,016,100	0.14%	3,435	0.081%	0.135%
109	Sandy Creek	0.123%	166	1.26	199	14,512,400	0.14%	11,652	0.276%	0.195%
120	North Topsail	1.231%	2,820	21.36	2,950	220,000,000	2.09%	57,684	1.367%	1.430%
121	Carolina Pines	0.140%	321	2.43	0.336%	0	0.00%	985	0.023%	0.119%
122	Bradfield Farms	0.703%	1,310	9.92	1,370%	895	69,678,500	0.65%	10,161	0.251%
123	Nero	0.082%	125	0.95	125	9,125,000	0.09%	6,178	0.148%	0.121%
133	Sky Ranch	0.252%		0.00%	576	42,194,000	0.40%	7,052	0.167%	0.188%
135	Bermuda	3.614%		0.00%	8,738	837,881,300	7.96%	91,848	2.177%	2.718%
140	Central Nevada	4.056%	3,883	29.42	7,350	538,564,800	5.03%	142,952	3.379%	4.157%
150	WSC of Indiana	0.131%	201	1.52	200	14,563,500	0.14%	5,071	0.120%	0.156%
151	Indiana Water Service	0.402%		0.00%	1,844	134,826,600	1.26%	15,582	0.369%	0.544%
180	WSC of Kentucky	1.781%		0.00%	7,384	537,588,600	5.04%	107,955	2.559%	2.532%
185	WSC of Georgia	0.883%	287	2.17	1,834	133,882,000	1.25%	41,142	0.975%	0.843%
93	So Tech	0.078%		0.00%		0	0.00%	529,741	12.557%	4.188%
		100.000%	95,569	724.08	146,180	10,671,103,500	100.000%	4,218,712	100.000%	100.000%

SE.52
Distribution of Insurance Expense
3/31/07

Workmen's Compensation

Workmen's Compensation Insurance is based on operators payroll

	Operators Salary	Percentage of Company's Payroll to Total Payroll CODE #	
05	Apple Canyon	19,316	0.458%
06	Camelot	6,848	0.162%
07	Chamar	1,321	0.031%
08	Cherry Hill	4,783	0.113%
09	Clerendon Hills	5,186	0.125%
10	Hiddle Manor	-	0.000%
11	County Line	1,982	0.047%
12	DelMar	1,014	0.024%
13	Fanson Creek	15,860	0.376%
14	Galena Territory	27,621	0.655%
15	Keamey	6,988	0.166%
16	Lake Holiday	24,177	0.573%
17	Lake Wildwood	8,671	0.206%
18	Northem Hills	4,538	0.108%
20	Lake Marian	5,421	0.128%
21	Wildwood	2,262	0.054%
22	Valentino	636	0.020%
23	Wak-up Woods	4,284	0.102%
24	Whispering Hills	37,232	0.883%
25	Holiday Hills	4,353	0.103%
26	Modina	7,640	0.181%
27	Weatlake	7,925	0.188%
28	Cedar Bluff	1,714	0.041%
29	Harbor Ridge	6,518	0.154%
30	Great Northern	8,758	0.208%
32	Peach Orchard	-	0.000%
33	Harco	-	0.000%
34	Ut of Nevada	38,730	0.918%
35	Spring Creek	68,879	1.633%
36	Louisiana Water Service	76,424	1.812%
38	Utilities Inc. of Louisiana	75,358	1.788%
40	Utilities, Inc. of Maryland	-	0.000%
41	Colchester	44,771	1.061%
42	Greenridge Utilities, Inc	16,757	0.397%
43	Provinces	34,920	0.828%
44	Maryland Water Service	22,670	0.537%
47	Massachusetts	91,180	2.181%
50	Holiday Service	4,214	0.100%
51	Westgate	10,638	0.252%
52	Utilities, Inc. of Pennsylvania	34,673	0.820%
53	Penn Estates	57,735	1.369%
55	Skidaway	73,293	1.737%
56	EK River	3,949	0.094%
57	Montague	11,445	0.271%
60	Twin Lakes Utilities	81,208	1.925%
61	Tierra Verde	4,638	0.110%
62	Lake Placid	1,105	0.026%
64	Eastlake	6,599	0.159%
65	Charleston Utilities	22,349	0.530%
68	Pebble Creek	27,022	0.641%
67	Aislaya	78,911	1.870%
68	Ut of Longwood	19,847	0.470%
69	Wedgetield	40,338	0.956%
70	CWS (South Carolina)	238,447	5.652%
71	Utilities Services of SC	137,917	3.269%
72	Cypress Lakes	24,257	0.575%
73	Ut of Eagle Ridge	35,344	0.836%
74	Southland Utilities	5,471	0.130%
75	United Utility Co	34,407	0.816%
79	Togh Cay Water Service	42,804	1.017%
80	CWS of NC	627,608	14.877%
83	CWS Systems, Inc	122,196	2.897%
86	Carolina Traco	22,512	0.534%
87	Transylvania	29,871	0.708%
88	Mid-County Services, Inc.	52,602	1.247%
89	Lake Utility	121,526	2.881%
90	UIF	93,363	2.214%
91	Miles Grant	47,185	1.118%
92	Tennessee Water Service	4,375	0.104%
94	Hutchinson Irrigation	1,882	0.045%
101	Sanlendo	254,869	6.034%
103	Santhalaven	29,735	0.705%
104	Bayside	10,083	0.239%
106	Southgate	35,827	0.849%
106	Labrador	20,939	0.498%
107	Pembroke	31,776	0.753%
108	Hutchinson Island	3,435	0.081%
109	Sandy Creek	11,852	0.278%
120	North Topsail	67,664	1.597%
121	Carolina Pines	965	0.023%
122	Bradford Farms	10,161	0.241%
123	Nero	6,176	0.146%
133	Sky Ranch	7,052	0.167%
135	Boenuda	91,848	2.177%
140	Central Nevada	142,552	3.379%
150	WSC of Indiana	5,071	0.120%
151	Indiana Water Service	15,582	0.369%
180	WSC of Kentucky	107,955	2.559%
185	WSC of Georgia	41,142	0.975%
93	Bis Tech	529,741	12.557%
	4,218,712	100.000%	

SE.52
Distribution of Insurance Expense
3/31/07

Auto Insurance
 Auto Insurance is based on the number of vehicles insured

	Customer Equivalents @ 12/31/06	Illinois	Florida	KY	Louisiana	Indiana	Maryland	NJ	PA	NC	VA	AZ	NV	MS	SC	GA	Bio-Tech	Total	Percentage of Autos To Total CODE 10
05 Apple Canyon	1,341	2.53																	
06 Camelot	322	0.61																	
07 Charmar	53	0.10																2.53	0.510%
08 Cherry Hill	258	0.49																0.10	0.120%
09 Clarendon Hills	363	0.68																0.49	0.100%
10 Hildale Manor	0	0.00																0.68	0.140%
11 County Line	118	0.22																0.00	0.000%
12 DulMar	37	0.07																0.22	0.040%
13 Forson Creek	568	1.07																0.07	0.010%
14 Galena Territory	2,585	4.87																1.07	0.220%
15 Killarney	352	0.66																4.87	0.980%
16 Lake Holiday	1,920	3.62																0.66	0.130%
17 Lake Wildwood	708	1.33																3.62	0.730%
19 Northern Hills	265	0.50																1.33	0.270%
20 Lake Marian	292	0.55																0.50	0.100%
21 Wildwood	195	0.37																0.55	0.110%
22 Valentine	70	0.13																0.37	0.070%
23 Walk-up Woods	220	0.41																0.13	0.030%
24 Whip Hills/Plat/Sun	2,340	4.41																0.41	0.080%
25 Holiday Hills	243	0.46																4.41	0.890%
26 Medina	473	0.89																0.46	0.090%
27 Westlake	634	1.19																0.89	0.180%
28 Cedar Bluff	132	0.25																1.19	0.240%
29 Harbor Ridge	481	0.91																0.25	0.050%
30 Great Northern	362	0.68																0.91	0.180%
32 Peach Orchard	0																	0.68	0.140%
33 Herco	110									0.00								0.00	0.000%
34 Ut of Nevada	3,176									0.25								0.25	0.050%
35 Spring Creek	4,030												5.39					5.39	1.090%
36 Louisiana Water Service	7,523				8.06								6.85					6.85	1.380%
38 Utilities Inc of Louisiana	7,418				7.94													7.94	1.630%
40 Utilities, Inc of Maryland	0																	0.00	0.000%
41 Colchester	169						0.00											0.00	0.000%
42 Greenridge Utilities, Inc.	929										0.49							0.49	0.100%
43 Provincas	1,507						3.42											3.42	0.690%
44 Maryland Water service	1,092						5.55											5.55	1.120%
47 Massanelton	3,637						4.02											4.02	0.810%
50 Holiday Service	573											10.51						10.51	2.120%
51 Westgate	746																	0.00	0.000%
52 Utilities, Inc of Pennsylvania	2,159								0.82									0.82	0.170%
53 Penn Estates	2,551								2.37									2.37	0.480%
55 Skidaway	7,442								2.81									2.81	0.570%
58 Elk River	335																	0.79	0.160%
57 Montague	932							2.00		0.79						9.48		9.48	1.910%
60 Twin Lakes Utilities	4,650																	0.79	0.160%
61 Tierra Verde	508		0.85			12.67												2.00	0.400%
62 Lake Placid	240		0.40															12.67	2.550%
64 Eastlake	909		1.52															0.85	0.170%
65 Charleston Utilities	1,491																	0.40	0.080%
66 Pebble Creek	2,211		3.69															1.52	0.310%
67 Alafaya	7,319		12.21											3.00				3.00	0.600%
69 Ut of Longwood	1,806		3.01															3.69	0.740%
68 Wodgolfield	2,313		3.86															12.21	2.460%
70 CWS (South Carolina)	13,779																	3.01	0.610%
71 Utilities Services of SC	6,046																	3.86	0.780%
72 Cypress Lakes	1,773		2.86												27.81			27.81	5.610%
73 Ut of Eagle Ridge	2,532		4.23												12.20			12.20	2.460%
74 Southland Utilities	173														2.96			2.96	0.600%
75 United Utility Co.	1,171														4.23			4.23	0.850%
79 Toga Cay Water Service	2,610														0.35			0.35	0.070%
80 CWS of NC	30,135														2.36			2.36	0.480%
83 CWS Systems, Inc	8,989									71.41					5.28			5.28	1.060%
										21.25								71.41	14.400%
																		21.25	4.280%

SE.52
Distribution of Insurance Expense
3/31/07

Auto Insurance

Auto Insurance is based on the number of vehicles insured

	Customer Equivalents @ 12/31/06	State																Total	Percentage of Autos To Total CODE 10	
		Illinois	Florida	KY	Louisiana	Indiana	Maryland	NJ	PA	NC	VA	AZ	NV	MS	SC	GA	Bio Tech			
86	Carolina Traco	2,113																5.01	1.010%	
87	Transylvania	2,072								5.01								4.91	0.990%	
88	Mid-County Services, Inc	2,075		3.46						4.91								3.46	0.700%	
89	Lake Utility	9,812		16.54														16.54	3.330%	
90	UJF	8,123		13.56														13.56	2.730%	
91	Miles Grant	1,642		2.74														2.74	0.550%	
92	Tennessee Water Service	280																0.66	0.130%	
94	Hutchinson Irrigation	161		0.27						0.66								2.74	0.550%	
101	Sandanda	16,463		27.47														0.66	0.130%	
103	Sandehaven	985		1.64														0.27	0.050%	
104	Bayside	244		0.41														27.47	5.540%	
105	Southgate	2,863		4.81														1.64	0.330%	
106	Labrador	1,167		1.95														0.41	0.080%	
107	Pennbrooke	2,082		3.47														4.81	0.970%	
108	Hutchinson Island	294		0.49														1.95	0.390%	
109	Sandy Creek	282		0.47														3.47	0.700%	
120	North Topsail	2,820																0.49	0.100%	
121	Carolina Pines	321								6.68								0.47	0.090%	
122	Bradford Farms	1,610								0.76								6.68	1.350%	
123	Nero	188								3.81								0.76	0.150%	
133	Sky Ranch	578								0.45								3.81	0.770%	
135	Bermuda	6,738																0.45	0.090%	
140	Central Nevada	9,292										5.00	0.98					0.98	0.200%	
150	WSC of Indiana	300																5.00	1.010%	
151	Indiana Water Service	921					0.82						15.78					15.78	3.180%	
160	WSC of Kentucky	4,090				11.00	2.51											0.82	0.170%	
165	WSC of Georgia	1,978																2.51	0.510%	
93	Bio Tech	178													2.52			11.00	2.220%	
															2.52			71.00	14.330%	
		229,079	27.00	110.00	11.00	16.00	16.00	13.00	2.00	6.00	116.00	11.00	5.00	29.00	3.00	48.00	12.00	71.00	496.00	100.000%

SE.52

Distribution of Auto Costs

3/31/07

Auto Insurance

Auto Insurance is based on the number of vehicles insured.

Customer	Equivalents	Illinois	Florida	KY	Louisiana	Indiana	Maryland	NJ	PA	NC	VA	AZ	NV	MS	SC	GA	WSC	Big Tech	Total	Percentage of Autos To Total CODE 10	
57 Montague	932																				
60 Twin Lakes Utilities	4,850					79.20%															
61 Tierra Verde	508		0.77%																		
62 Lake Placid	240		0.36%																		
64 Enalika	909		1.38%																		
65 Charleston Utilities	1,491																				
66 Peetle Creek	2,211		3.35%											100.00%							
67 Alafaya	7,319		11.10%																		
68 UI of Longwood	1,806		2.74%																		
69 Wedgefield	2,313		3.51%																		
70 CWS (South Carolina)	13,779																				
71 Utilities Services of SC	6,046																				
72 Cypress Lakes	1,773		2.69%																		
73 UI of Eagle Ridge	2,532		3.84%																		
74 Southland Utilities	173																				
75 United Utility Co.	1,171																				
79 Tege Cay Water Service	2,618																				
80 CWS of NC	30,135																				
83 CWS Systems, Inc	8,969																				
86 Carolina Traco	2,113																				
87 Transylvania	2,072																				
88 Mid-County Services, Inc	2,075		3.15%																		
89 Lake Utility	3,312		15.04%																		
90 UIF	8,123		12.32%																		
91 Miles Grant	1,842		2.49%																		
92 Tennessee Water Service	280																				
94 Hutchinson Irrigation	161		0.24%																		
101 Sanlando	16,463		24.97%																		
103 Sandalhaven	985		1.49%																		
104 Bayside	244		0.37%																		
105 Southgate	2,883		4.37%																		
106 Labrador	1,167		1.77%																		
107 Penubrooke	2,082		3.16%																		
108 Hutchinson Island	294		0.45%																		
109 Sandy Creek	282		0.43%																		
120 North Topsail	2,820																				
121 Carolina Pines	321																				
122 Bradford Farms	1,610																				
123 Nero	188																				
133 Sky Ranch	578																				
135 Bermuda	8,738																				
140 Central Novada	9,292																				
150 WSC of Indiana	300																				
151 Indiana Water Service	922																				
160 WSC of Kentucky	4,080																				
165 WSC of Georgia	1,978																				
93 Bio Tech	178																				
	229,079	100.00%	100.00%	100.00%	100.00%	100.00%	100.00%	100.00%	100.00%	100.00%	100.00%	100.00%	100.00%	100.00%	100.00%	100.00%	100.00%	100.00%	100.00%	1700.00%	100.000%

WATER SERVICE CORPORATION

SE.60

Distribution of Common Expenses

Account Number	Account Name	Co. - 02 Balance	Actual	Adjust	Reclassifying Adjustments	Adjusted Co. - 02 Balance
001000	Salaries - Systems Project	70,687.56				70,687.56
001001	Salaries - Accounting/Finance	246,791.19				246,791.19
001002	Salaries - Admin	75,402.00				75,402.00
001003	Salaries - Executive	360,262.47	(182,656.75)			217,605.72
001004	Salaries - Payroll	90,648.82				90,648.82
001005	Salaries - IT	70,840.16				70,840.16
001006	Salaries - Ops Leadership	84,785.07				84,785.07
001007	Salaries - Regulatory	198,889.40				198,889.40
001008	Salaries - Customer Service	6,250.00				6,250.00
001009	Salaries - Cap Admin	(182,656.75)	182,656.75			0.00
070001	Agency Expense	6,138.25				6,138.25
833001	Legal Fees	7,297.00				7,297.00
832002	Audit Fees	41,000.00				41,000.00
8369003	Temp Empl.	20,412.17				20,412.17
8369005	Payroll Services	16,986.75				16,986.75
8369006	Employ Finder Fees	100,761.00				100,761.00
8320013	Accounting Studies	113,225.19				113,225.19
8320014	Tax Return Review	11,250.00				11,250.00
8303090	Other Outside Services	(93,130.82)				(8,136.82)
8369007	Computer Maint	157,780.80				157,780.80
8369008	Computer-Hardw & Prog. Cost	15,222.00				15,222.00
8369012	Internet Supplier	12,849.83				12,849.83
8750003	Computer Supplies	6,168.06				6,168.06
8750016	Microfilming	4,199.81				4,199.81
8750005	Website development	21,400.00				21,400.00
8040000	Employee Penalties & Benefits	0.00				0.00
8049010	Health Ins. Reimb	656,019.73				656,019.73
8049011	Employee Ins. Deductions	(191,870.43)				(191,870.43)
8049012	Health Costs & Other	22,332.49				22,332.49
8049016	Dental Ins. Reimbursements	65,868.00				65,868.00
8049020	Pension Contributions	123,200.00				123,200.00
8049050	Health Ins. Premiums	159,862.37				159,862.37
8049055	Dental Premiums	8,677.66				8,677.66
8049060	Term Life Ins.	26,108.37		776.65		26,885.02
8049065	Term Life Ins. - OPT	712.30		(712.30)		0.00
8049088	Depend Life Ins. - OPT & AFLAC	83.75		(83.75)		0.00
8049087	AFLAC	0.00				0.00
8049070	401(k) Contributions	103,478.00				103,478.00
8049080	Disability Insurance	14,099.75				14,099.75
8049090	Other Emp Pens & Benefits	9,311.58				9,311.58
8520090	Other Insurance	568,021.09				568,021.09
8750001	Publ Subscriptions & Tapes	1,073.00				1,073.00
8750004	Printing & Blueprints	4,802.35				4,802.35
8750006	UPS & Air Freight	5,444.83				5,444.83
8750008	Xerox	1,850.35				1,850.35
8750009	Off Supply Stores	14,349.37				14,349.37
8750010	Reim of Off Emp Exp.	374.26				374.26
8750013	Cleaning Supplies	1,016.14				1,016.14
8750014	Memberships	747.20				747.20
8750090	Other Office Expense	24,300.88				24,300.88
8750005	Postage	8,049.09				8,049.09
8750007	Printing Customer Service	2,134.96				2,134.96
8750011	Envelopes	30,851.86				30,851.86
8750012	Bill Stack	6,749.57				6,749.57
8750051	Computer Supplies - Billing	9,278.13				9,278.13
8759110	Office Telephone	1,976.80				1,976.80
8759120	Office Electric	7,379.64				7,379.64
8759125	Office Water	1,291.99				1,291.99
8759130	Office Gas	3,826.83				3,826.83
8759210	Office Cleaning Serv	7,576.00				7,576.00
8759220	Landscapeing, Mowing/Snow	5,030.00				5,030.00
8759230	Office Garbage Removal	736.45				736.45
8759260	Repair Off Mach & Heating	1,582.21				1,582.21
8759290	Other Office Maint	8,864.76				8,864.76
8759330	Operators - Memberships	99.00				99.00
7048065	Office Education/Trn Exp	34,685.44				34,685.44
7049050	Employees Ed Expenses	168.00				168.00
7758370	Monia & Related Exp	6,185.17				6,185.17
7758380	Bank Serv Charges	43,532.86				43,532.86
7758390	Other Misc General	79,723.21		28.59		79,751.80
8205003	Operators Expenses	12.00	(12.00)			0.00
8759017	Operators Cleaning Supplies	14.59	(14.59)			0.00
8501020	Gasoline	2,334.17	(2,334.17)			0.00
8501030	Auto Repair	151.59	(151.58)			0.01
8509090	Other Trans	1,119.06	2,485.70			3,604.76
4032060	Depreciation - Office Struct.	16,973.00				16,973.00
4032091	Depreciation - Office Furn.	9,488.00				9,488.00
4032092	Depreciation - Autos	22,041.40				22,041.40
4032093	Depreciation - Telephones	681.00				681.00
4032096	Depreciation - Computer	55,196.09				55,196.09
4081100	Property & Other Gen Tax	(15,114.40)				(15,114.40)
4081303	Franchise Tax	0.00				0.00
4081121	Real Estate Tax	32,951.40				32,951.40
4081201	PICA Expense	143,638.17				143,638.17
4091060	SUTA-IL	26,622.42				26,622.42
4091050	FUTA	3,867.44				3,867.44
4091000	Income Taxes - Federal	0.00				0.00
4101000	Deferred Inc Taxes - Federal	0.00				0.00
4191010	Interest Income	0.00				0.00
4131020	Rental Income	0.00				0.00
4141040	Sale of Trans Equipment	0.00				0.00
4192000	Interest - Intense	81,215.00				81,215.00
4201000	Interest During Const	0.00				0.00
4261000	Misc Income	0.00				0.00
4272090	S/T Int Exp Other	(9,957.36)				(9,957.36)
Total		3,823,240.88	0.00	0.00		3,823,240.88

Account Number	Account Name	Salaries, Benefits & SE 50	SE 50 A	Computer Costs SE 51	Insurance SE 52	Balance to be Distributed	Per SE 50	Proof
601000	Salaries - Systems Project		(79,684)			-	-	-
601001	Salaries - Accounting/Finance		(246,791)			-	-	-
601002	Salaries - Admin		(75,402)			-	-	-
601003	Salaries - Executive		(217,606)			-	-	-
601004	Salaries - Payroll		(90,649)			-	-	-
601005	Salaries - IT		-	(70,840)		-	-	-
601006	Salaries - Ops Leadership		(64,766)			-	-	-
601007	Salaries - Regulatory		(198,599)			-	-	-
601008	Salaries - Customer Service		(6,256)			-	-	-
6010030	Salaries - Cap Admin		-			-	-	-
6768001	Agency Expense					6,138.25	6,138	-
6368001	Legal Fees					7,297.00	7,297	-
6369002	Audit Fees					41,000.00	41,000	-
6369003	Temp Emp.					20,412.17	20,412	-
6369005	Payroll Services					16,986.75	16,987	-
6369006	Employer Funder Fees					100,701.00	100,761	-
6329013	Accounting Studies					113,225.19	113,225	-
6329014	Tax Return Review					11,250.00	11,250	-
6369090	Other - Outside Services					(93,130.62)	(93,137)	-
6369007	Computer Maint			(157,761)		-	-	-
6369009	Computer - Amort & Prog. Cost			(18,222)		-	-	-
6369012	Internet Supplier			(12,050)		-	-	-
6759003	Computer Supplies			(5,166)		-	-	-
6759016	Microfilmng			(4,200)		-	-	-
6759095	Website development			(21,400)		-	-	-
6049000	Employee Pensions & Benefits					-	-	-
6049010	Health Ins. Reimb.	(578,202)	(78,714)			-	-	-
6049011	Employee Ins. Deductions	166,879	22,931			-	-	-
6049012	Health Costs & Other	(18,832)	(2,700)			-	-	-
6049015	Dental Ins. Reimbursements	(57,993)	(7,896)			-	-	-
6049020	Pension Contributions	(91,655)	(31,525)			-	-	-
6049050	Health Ins. Premiums	(140,706)	(18,156)			-	-	-
6049065	Dental Premiums	(7,636)	(1,049)			-	-	-
6049060	Term Life Ins.	(23,494)	(8,399)			-	-	-
6049065	Term Life Ins. - OPT	-	-			-	-	-
6049066	Depend Life Ins. - OPT & AFLAC	-	-			-	-	-
6049097	AFLAC	-	-			-	-	-
6049070	401(k) Contributions	(121,377)	(42,101)			-	-	-
6049080	Disability Insurance	(12,302)	(1,778)			-	-	-
6049090	Other Emp Pensa & Benefits	(8,137)	(1,175)			-	-	-
6599090	Other Insurance				(586,021)	-	-	-
6769001	Publ Subscriptions & Tapes					1,073.00	1,073	-
6769004	Printing & Blueprints					4,602.35	4,602	-
6769006	LPS & Air Freight					5,444.63	5,445	-
6769008	Xerox					1,050.35	1,050	-
6769009	Oil Supply Stores					14,349.37	14,349	-
6769010	Rain of Oil Emp Exp.					374.26	374	-
6769013	Cleaning Supplies					1,016.14	1,016	-
6769014	Memberships					747.20	747	-
6769090	Other Office Expenses					24,300.98	24,301	-
6769005	Postage					8,049.09	8,049	-
6769007	Printing Customer Service					2,134.96	2,135	-
6769011	Envelopes					30,851.85	30,852	-
6769012	Ed Stock					6,749.57	6,750	-
6769051	Computer Supplies - Billing			(9,278)		-	-	-
6769110	Office Telephone					1,976.60	1,977	-
6769120	Office Electric					7,379.64	7,380	-
6769125	Office Water					1,291.99	1,292	-
6769130	Office Gas					3,626.63	3,627	-
6769210	Office Cleaning Serv					7,575.00	7,575	-
6769220	Landscapeing, Mowing, Snow					5,630.00	5,630	-
6769230	Office Garbage Removal					736.45	736	-
6769260	Repair Oil Mach & Heating					1,582.21	1,582	-
6769290	Other Office Maint					8,864.76	8,865	-
6769330	Operators - Memberships					99.00	99	-
7049055	Office Education/Train Exp					34,685.44	34,685	-
7049050	Employees Ed Expenses					165.00	165	-
7759370	Meals & Related Exp					8,185.17	8,185	-
7759380	Bank, Sew Charges					43,523.85	43,523	-
7759390	Other Misc General					79,748.80	79,750	-
6205003	Operators Expenses					-	-	-
6769017	Operators Cleaning Supplies					-	-	-
6501020	Gasoline					-	-	-
6501030	Auto Repair					-	-	-
6509090	Other Trans					3,605.42	3,605	-
4032090	Depreciation - Office Struct					16,973.00	16,973	-
4032091	Depreciation - Office Furn					9,488.00	9,488	-
4032092	Depreciation - Auto					22,041.46	22,041	-
4032093	Depreciation - Telephones					681.00	681	-
4032098	Depreciation - Computer			(66,196)		-	-	-
4081100	Property & Other Gen Tax					(15,114.40)	(15,114)	-
4081303	Franchise Tax					-	-	-
4081121	Real Estate Tax					32,951.40	32,951	-
4081001	FICA Expense	(143,638)				-	-	-
4091060	SUTA-IL	(28,022)				-	-	-
4091050	FUTA	(3,887)				-	-	-
4031000	Income Taxes - Federal					-	-	-
4101000	Deferred Inc. Taxes - Federal					-	-	-
4191010	Interest Income					-	-	-
4131020	Rental Income					-	-	-
4141040	Sale of Trans Equipment					-	-	-
4192000	Interest - Intercor.					81,215.00	81,215	-
4201000	Interest During Const.					-	-	-
4261000	Misc Income					-	-	-
4272090	S/T Int Exp Other					(9,957.96)	(9,957)	-
Total		(692,517)	(1,340,426)	(353,033)	(546,021)	671,243.77	671,244	-

SE 60
Distribution of General Expenses
3/31/07

Account Number	Account Name	Adjusted Balance	Distribution Code
02-0005			
6019000	Salaries - Systems Project		SE60A
6018001	Salaries - Accounting/Finance		SE60A
6019002	Salaries - Admin		SE60A
9019003	Salaries - Executive		SE60A
6019004	Salaries - Payroll		SE60A
6019005	Salaries - IT		SE60A
6018008	Salaries - Ops Leadership		SE60A
6019007	Salaries - Regulatory		SE60A
6019008	Salaries - Customer Service		SE60A
6019030	Salaries - Cap Admin		SE60A
6708001	Agency Expenses	8,138	1
6329001	Legal Fees	7,297	1
6329002	Audit Fees	41,000	1
6329003	Temp Empl	20,412	1
6369005	Payroll Services	16,987	1
6369006	Employer Funder Fees	100,761	1
6329013	Accounting Studies	113,225	1
6329014	Tax Return Review	11,250	1
6369090	Other Outside Services	(93,137)	1
8369007	Computer Maint		SE51
8369008	Computer-Amount & Prog. Cost		SE51
8369012	Internet Supplier		SE51
8759003	Computer Supplies		SE51
8759016	Microfilming		SE51
8759095	Website development		SE51
6049000	Employee Pensions & Benefits		SE60A
6049010	Health Ins. Reimb		SE60A
6049011	Employee Health Deductions		SE60A
6049012	Health Costs & Other		SE60A
6049015	Dental Ins. Reimbursements		SE60A
6049020	Pension Contributions		SE60A
6049050	Health Ins. Premiums		SE60A
6049053	Dental Premiums		SE60A
6049050	Term Life Ins.		SE60A
6049055	Term Life Ins. - OPT		SE60A
6049066	Depend Life Ins. - OPT & AFLAC		SE60A
6049067	AFLAC		SE60A
6049070	401(k) Contributions		SE60A
6049080	Disability Insurance		SE60A
6049090	Other Emp Pens & Benefits		SE60A
6599090	Other Insurance		SE 52
104-0694	Barbado		
105-0695	Southgate		
106-0693	Labrador		
107-0691	Pambrooko		
108-0692	Hutchinson Island		
109-0689	Crack		
120-0920	North Topsail		
121-0925	Carolina Pines		
122-0922	Broadfield Farms		
123-0923	Nero		
133-0123	Sky Ranch		
135-0935	Bermuda		

SE.60
Distribution of General Expenses
3/31/07

Account Number	Account Name	02-0005 Adjusted Balance	Distribution Code	140-0140 Central Nevada	160-0150 WSC of Indiana	151-0151 Indiana Water Service	160-0160 WSC of Kentucky	165-1260 WSC of Georgia	93-0005 Bio Tech
6019000	Salaries - Systems Project	-	SE60A						
6019001	Salaries - Accounting/Finance	-	SE60A						
6019002	Salaries - Admin	-	SE60A						
6019003	Salaries - Executive	-	SE60A						
6019004	Salaries - Payroll	-	SE60A						
6019005	Salaries - IT	-	SE60A						
6019006	Salaries - Ops Leadership	-	SE60A						
6019007	Salaries - Regulatory	-	SE60A						
6019008	Salaries - Customer Service	-	SE60A						
6019030	Salaries - Cap Admin	-	SE60A						
6708001	Agency Expense	6,138	1	249	8	25	109	53	3.25
6338001	Legal Fees	7,297	1	298	10	28	130	63	7.00
6329002	Audit Fees	41,000	1	1,663	54	165	730	354	31.00
6368003	Temp Empl.	20,412	1	828	27	82	384	176	19.17
6368005	Payroll Services	16,987	1	689	22	88	303	147	11.75
6368006	Employ Finder Fees	100,761	1	4,087	132	408	1,795	870	79.00
6328013	Accounting Studies	113,225	1	4,593	148	458	2,017	978	88.19
6328014	Tax Return Review	11,250	1	456	15	45	200	97	9.00
6368030	Other Outside Services	(93,137)	1	(3,778)	(122)	(375)	(1,659)	(804)	(67.62)
6369007	Computer Maint	-	SE51						
6369008	Computer-Amort & Prog. Cost	-	SE51						
6369012	Internet Supplier	-	SE51						
8759003	Computer Supplies	-	SE51						
8759016	Microfilming	-	SE51						
8759095	Website development	-	SE51						
6049000	Employee Pensions & Benefits	-	SE60A						
6049010	Health Ins. Reimb	-	SE60A						
6049011	Employee Ins. Deductions	-	SE60A						
6049012	Health Costs & Other	-	SE60A						
6049015	Dental Ins. Reimbursements	-	SE60A						
6049020	Pension Contributions	-	SE60A						
6049050	Health Ins. Premiums	-	SE60A						
6049055	Dental Premiums	-	SE60A						
6049060	Term Life Ins.	-	SE60A						
6049065	Term Life Ins. - OPT	-	SE60A						
6049066	Depend Life Ins. - OPT & AFLAC	-	SE60A						
6049067	AFLAC	-	SE60A						
6049070	401(k) Contributions	-	SE60A						
6049080	Disability Insurance	-	SE60A						
6049090	Other Emp Pens & Benefits	-	SE60A						
6598090	Other Insurance	-	SE 52						

SE.60
Distribution of General Expenses
3/31/07

Account Number	Account Name	02-0005 Adjusted Balance	Distribution Code	05-0010 Apple Canyon	06-0014 Camelet	07-0016 Charmar	08-0022 Cherry Hill	08-0026 Clarendon Hills	10-0026 Hillsdale Manor	11-0034 County Line	12-0036 Del Mar	13-0042 Ferson Creek	14-0046 Galena Territory	15-0050 Kilbrey	16-0054 Lake Holiday
8759001	Publ Subscriptions & Tapes	1,073	1	6	2	-	1	2	-	1	-	3	12	2	8
6759004	Printing & Blueprints	4,802	5	25	6	1	5	8	-	2	1	11	49	7	37
6759006	UPS & Air Freight	5,445	4	1	4	1	1	10	-	2	3	7	2	5	4
6759008	Xerox	1,050	5	6	1	-	1	2	-	1	-	2	11	2	8
6759009	Off Supply Stores	14,349	5	78	19	3	15	23	-	7	3	34	148	21	109
6759010	Reim of Off Emp Exp.	374	5	2	1	-	-	1	-	-	-	1	4	1	3
6759013	Cleaning Supplies	1,018	5	5	1	-	1	2	-	1	-	2	10	2	8
6759014	Memberships	747	5	4	1	-	1	1	-	-	-	2	6	1	6
6759050	Other Office Expense	24,301	5	128	33	6	25	39	-	12	5	57	248	36	185
6759005	Postage	8,049	4	1	6	2	1	14	-	3	5	10	2	8	6
6759007	Printing Customer Service	2,135	5	11	3	-	2	3	-	1	-	5	22	3	16
6759011	Envelopes	30,852	5	163	41	7	31	50	-	16	6	73	314	46	235
6759012	Bill Stock	6,750	5	36	9	2	7	11	-	3	1	16	69	10	51
6759051	Computer Supplies - Billing	-	SE 51	-	-	-	-	-	-	-	-	-	-	-	-
6759110	Office Telephone	1,977	5	10	3	-	2	3	-	1	-	5	20	3	15
6759120	Office Electric	7,380	5	39	10	2	8	12	-	4	2	17	75	11	58
6759125	Office Water	1,292	5	7	2	-	1	2	-	1	-	3	13	2	10
6759130	Office Gas	3,827	5	19	5	1	4	8	-	2	1	9	37	5	28
6759210	Office Cleaning Serv	7,575	5	40	10	2	8	12	-	4	2	18	77	11	58
6759220	Landscaping, Mowing, Snow	5,030	5	27	7	1	5	8	-	3	1	12	51	7	38
6759230	Office Garbage Removal	738	5	4	1	-	1	1	-	-	-	2	8	1	6
6759260	Repair Off Mach & Heating	1,582	5	6	2	-	2	3	-	1	-	4	16	2	12
6759290	Other Office Maint	8,665	5	47	12	2	8	14	-	5	2	21	90	13	68
6759330	Operators - Memberships	99	5	1	-	-	-	-	-	-	-	-	1	-	1
7048055	Office Education/Train Exp	34,685	5	183	46	6	35	56	-	18	7	82	353	51	264
7048050	Employees Ed Expenses	165	5	1	-	-	-	-	-	-	-	-	2	-	1
7758370	Meals & Related Exp	8,185	1	48	12	2	8	13	-	4	1	20	92	13	69
7758380	Bank Serv Charges	43,533	1	255	61	10	49	69	-	23	7	108	491	67	365
7758390	Other Misc General	78,750	1	467	112	18	90	126	-	41	13	198	900	123	668
6205003	Operators Expenses	-	5	-	-	-	-	-	-	-	-	-	-	-	-
6759017	Operators Cleaning Supplies	-	5	-	-	-	-	-	-	-	-	-	-	-	-
6501020	Gasoline	-	1	-	-	-	-	-	-	-	-	-	-	-	-
8501030	Auto Repair	-	1	-	-	-	-	-	-	-	-	-	-	-	-
6509090	Other Trans	3,605	1	21	5	1	4	6	-	2	1	9	41	6	30
4032090	Depreciation - Office Struct.	16,973	5	80	23	4	17	27	-	9	4	40	173	25	129
4032091	Depreciation - Office Furn.	9,488	5	50	13	2	10	15	-	5	2	22	97	14	72
4032092	Depreciation - Autos	22,041	1	129	31	5	25	35	-	11	4	55	248	34	185
4032093	Depreciation - Telephones	881	5	4	1	-	1	1	-	-	-	2	7	1	5
4032098	Depreciation - Computer	-	SE 51	-	-	-	-	-	-	-	-	-	-	-	-
4081100	Property & Other Gen Tax	(15,114)	5	(80)	(20)	(3)	(15)	(24)	-	(8)	(3)	(38)	(154)	(22)	(115)
4081303	Franchise Tax	-	5	-	-	-	-	-	-	-	-	-	-	-	-
4081121	Real Estate Tax	32,951	5	174	44	8	34	53	-	17	7	77	336	49	251
4081201	FICA Expense	-	SE60A	-	-	-	-	-	-	-	-	-	-	-	-
4091060	SUTA-IL	-	SE60A	-	-	-	-	-	-	-	-	-	-	-	-
4091050	FUTA	-	SE60A	-	-	-	-	-	-	-	-	-	-	-	-
4091000	Income Taxes - Federal	-	-	-	-	-	-	-	-	-	-	-	-	-	-
4101000	Deferred Inc. Taxes - Federal	-	-	-	-	-	-	-	-	-	-	-	-	-	-
4191010	Interest Income	-	1	-	-	-	-	-	-	-	-	-	-	-	-
4131020	Rental Income	-	1	-	-	-	-	-	-	-	-	-	-	-	-
4141040	Sale of Trans Equipment	-	1	-	-	-	-	-	-	-	-	-	-	-	-
4192000	Interest - Interco.	81,215	WSC RB	236	81	16	49	138	-	41	32	146	463	106	385
4201000	Interest During Const	-	5	-	-	-	-	-	-	-	-	-	-	-	-
4261000	Misc. Income	-	5	-	-	-	-	-	-	-	-	-	-	-	-
4272090	S/T Int Exp Other	(9,857)	5	(53)	(13)	(2)	(10)	(16)	-	(5)	(2)	(23)	(101)	(15)	(78)
STOP															
Total		671,243.77		3,502	891	150	680	1,081	-	345	141	1,570	6,781	994	5,058

SE.60
Distribution of General Expenses
3/31/07

Account Number	Account Name	02-0005 Adjusted Balance	Distribution Code	17-0058 Lake Waldwood	18-0066 Northern Hills	20-0070 Lake Marian	21-0078 Waldwood	22-0082 Valentine	23-0088 Walk Up Woods	24-0090 Whispering Hills	25-0025 Holiday Hills	26-0096 Medina	27-0027 Westlake	28-0098 Cedar Bluff	29-0048 Harbor Ridge
6759001	Publ Subscriptions & Tapes	1,073	1	3	1	1	1	-	1	11	1	2	3	1	2
6759004	Printing & Blueprints	4,802	5	18	6	7	4	1	7	44	5	10	13	3	10
6759006	UPS & Air Freight	5,445	4	30	8	12	8	1	30	3	10	10	17	1	8
6759008	Xerox	1,050	5	4	1	1	1	-	1	10	1	2	3	1	2
6759009	Off Supply Stores	14,349	5	48	17	20	13	4	20	133	18	29	40	8	29
6759010	Reim of Off Emp Exp.	374	5	1	-	1	-	-	1	3	-	1	1	-	1
6759013	Cleaning Supplies	1,016	5	3	1	1	1	-	1	9	1	2	3	1	2
6759014	Memberships	747	5	2	1	1	1	-	1	7	1	2	2	-	2
6755090	Other Office Expense	24,301	5	81	29	33	22	7	34	225	28	50	68	13	50
6759005	Postage	8,048	4	45	12	18	12	1	44	4	15	15	25	1	12
6759007	Printing Customer Service	2,135	5	7	3	3	2	1	3	20	2	4	6	1	4
6759011	Envelopes	30,852	5	103	37	42	28	9	44	285	35	63	89	16	83
6759012	Bill Stock	6,750	5	23	8	9	6	-	10	62	8	14	19	4	14
6759051	Computer Supplies - Billing	-	SE 51	-	-	-	-	-	-	-	-	-	-	-	-
6759110	Office Telephones	1,977	5	7	2	3	2	1	3	18	2	4	6	1	4
6759120	Office Electric	7,380	5	25	9	10	7	2	10	68	8	15	21	4	15
6759125	Office Water	1,292	5	4	2	2	1	-	2	12	1	3	4	1	3
6759130	Office Gas	3,627	5	12	4	5	3	1	5	34	4	7	10	2	7
6759210	Office Cleaning Serv	7,575	5	25	8	10	7	2	11	70	9	18	21	4	15
6759220	Landscaping, Mowing, Snow	5,030	5	17	6	7	5	1	7	48	8	10	14	3	10
6759230	Office Garbage Removal	738	5	2	1	1	1	-	1	7	1	2	2	-	2
6759280	Repair Off Mach & Heating	1,582	5	5	2	2	1	-	2	15	2	3	4	1	3
6759290	Other Office Maint	8,885	5	30	11	12	8	3	12	82	10	18	25	5	18
6759330	Operators - Memberships	99	5	-	-	-	-	-	-	1	-	-	-	-	-
7048055	Office Education/Train Exp	34,685	5	116	41	48	32	10	49	320	40	71	97	18	71
7048050	Employees Ed Expenses	165	5	1	-	-	-	-	-	2	-	-	-	-	-
7758370	Meats & Related Exp	8,185	1	25	9	10	7	3	8	84	9	17	23	5	17
7758380	Bank Serv Charges	43,533	1	134	50	55	37	13	42	445	46	90	120	25	91
7758390	Other Misc General	79,750	1	248	82	102	68	24	77	814	85	165	221	48	167
6205003	Operators Expenses	-	5	-	-	-	-	-	-	-	-	-	-	-	-
6759017	Operators Cleaning Supplies	-	5	-	-	-	-	-	-	-	-	-	-	-	-
6501020	Gasoline	-	1	-	-	-	-	-	-	-	-	-	-	-	-
6501030	Auto Repair	-	1	-	-	-	-	-	-	-	-	-	-	-	-
6509090	Other Trans	3,605	1	11	4	5	3	1	3	37	4	7	10	2	8
4032090	Depreciation - Office Struct.	15,973	5	57	20	23	16	5	24	157	19	35	48	8	35
4032091	Depreciation - Office Furn.	8,488	5	32	11	13	9	3	13	88	11	19	27	5	19
4032092	Depreciation - Autos	22,041	1	68	25	28	19	7	21	225	23	46	81	13	48
4032093	Depreciation - Telephones	891	5	2	1	1	1	-	1	6	1	1	2	-	1
4032098	Depreciation - Computers	-	SE 51	-	-	-	-	-	-	-	-	-	-	-	-
4081100	Property & Other Gen Tax	(15,114)	5	(50)	(18)	(21)	(14)	(4)	(21)	(140)	(17)	(31)	(42)	(8)	(31)
4081303	Franchise Tax	-	5	-	-	-	-	-	-	-	-	-	-	-	-
4081121	Real Estate Tax	32,951	5	110	39	45	30	10	48	304	38	68	92	17	67
4081201	FICA Expense	-	SE90A	-	-	-	-	-	-	-	-	-	-	-	-
4091060	SUTA-IL	-	SE90A	-	-	-	-	-	-	-	-	-	-	-	-
4091050	FUTA	-	SE90A	-	-	-	-	-	-	-	-	-	-	-	-
4091000	Income Taxes - Federal	-	-	-	-	-	-	-	-	-	-	-	-	-	-
4101000	Deferred Inc. Taxes - Federal	-	-	-	-	-	-	-	-	-	-	-	-	-	-
4191010	Interest Income	-	1	-	-	-	-	-	-	-	-	-	-	-	-
4131020	Rental Income	-	1	-	-	-	-	-	-	-	-	-	-	-	-
4141040	Sale of Trans Equipment	-	1	-	-	-	-	-	-	-	-	-	-	-	-
4192000	Interest - Interco.	81,215	WSC RB	357	106	146	97	16	268	422	122	162	236	24	146
4201000	Interest During Const	-	5	-	-	-	-	-	-	-	-	-	-	-	-
4261000	Misc. Income	-	5	-	-	-	-	-	-	-	-	-	-	-	-
4272090	S/T Int Exp Other	(9,957)	5	(33)	(12)	(14)	(9)	(3)	(14)	(82)	(11)	(20)	(28)	(5)	(20)
STOP															
Total		671,243.77		2,261	797	926	820	190	983	6,128	774	1,376	1,878	351	1,364

SE.60
Distribution of General Expenses
3/31/07

Account Number	Account Name	02-0005 Adjusted Balance	Distribution Code	30-0049 Great Northern	32-0832 Peach Orchard	33-0840 Harco	34-0120 Ut of Nevada	35-0110 Spring Creek	38-0750 Louisiana Water Service	38-0770 Utilities, Inc. of Louisiana	40-0200 Utilities, Inc. of Maryland	41-0212 Colchester	42-0205 Greenidge Utilities	43-0215 Provinces	44-0220 Maryland Wtr Serv
8759001	Publ Subscriptions & Tapes	1,073	1	2	-	1	15	19	35	38	-	1	4	7	5
8759004	Printing & Blueprints	4,802	5	8	-	2	67	88	157	151	-	4	19	30	23
8759006	LPS & Air Freight	5,445	4	15	-	3	78	118	166	128	3	6	13	20	27
8759008	Xerox	1,050	5	2	-	1	15	18	34	33	-	1	4	7	5
8759009	Off Supply Stores	14,349	5	24	-	7	200	258	488	451	1	11	56	80	69
8759010	Reim of Off Emp Exp.	374	5	1	-	-	5	7	12	12	-	-	1	2	2
8759013	Cleaning Supplies	1,016	5	2	-	-	14	18	33	32	-	1	4	8	5
8759014	Memberships	747	5	1	-	-	10	13	24	23	-	1	3	6	4
8759090	Other Office Expense	24,301	5	41	-	12	338	436	792	764	1	19	95	150	116
8759005	Postage	8,049	4	23	-	5	117	171	245	188	6	9	19	29	40
8759007	Printing Customer Service	2,135	5	4	-	1	30	38	70	67	-	2	8	13	10
8759011	Envelopes	30,852	5	52	-	15	429	554	1,006	970	2	24	120	194	146
8759012	Bill Stock	9,750	5	11	-	3	94	121	320	212	-	5	28	42	32
8759051	Computer Supplies - Billing	-	SE 51	-	-	-	-	-	-	-	-	-	-	-	-
8759110	Office Telephone	1,877	5	3	-	1	28	36	64	62	-	2	8	12	9
8759120	Office Electric	7,380	5	13	-	4	103	133	241	232	-	8	29	46	35
8759125	Office Water	1,292	5	2	-	1	18	23	42	41	-	1	5	8	6
8759130	Office Gas	3,627	5	6	-	2	50	65	118	114	-	3	14	23	17
8759210	Office Cleaning Serv	7,575	5	13	-	4	105	138	247	238	-	6	29	48	38
8759220	Landscaping, Mowing, Snow	5,030	5	9	-	2	70	90	164	158	-	4	20	32	24
8759230	Office Garbage Removal	738	5	1	-	-	10	13	24	23	-	1	3	5	4
8759260	Repair Off Mach & Heating	1,582	5	3	-	1	22	28	52	50	-	1	6	10	8
8759290	Other Office Maint	8,865	5	15	-	4	123	159	289	279	1	7	34	56	42
8759330	Operators - Memberships	89	5	-	-	-	1	2	3	3	-	-	-	1	-
7048055	Office Education/Train Exp	34,605	5	59	-	17	483	623	1,131	1,091	2	27	135	218	166
7048050	Employees Ed Expenses	185	5	-	-	-	2	3	5	5	-	-	1	1	1
7758370	Meals & Related Exp	8,185	1	13	-	4	113	144	289	265	-	6	33	54	39
7758380	Bank Serv Charges	43,533	1	69	-	21	603	786	1,420	1,410	-	32	177	288	208
7758390	Other Misc General	79,750	1	126	-	38	1,105	1,403	2,618	2,582	-	59	323	525	380
6205003	Operators Expenses	-	5	-	-	-	-	-	-	-	-	-	-	-	-
8759017	Operators Cleaning Supplies	-	5	-	-	-	-	-	-	-	-	-	-	-	-
6501020	Gasoline	-	1	-	-	-	-	-	-	-	-	-	-	-	-
6501030	Auto Repair	-	1	-	-	-	-	-	-	-	-	-	-	-	-
6509090	Other Trans	3,805	1	6	-	2	50	63	118	117	-	3	15	24	17
4032090	Depreciation - Office Struct.	16,973	5	29	-	8	236	305	553	534	1	15	66	107	81
4032091	Depreciation - Office Furn.	9,468	5	16	-	5	132	170	309	298	1	7	37	60	45
4032092	Depreciation - Autos	22,041	1	35	-	11	305	388	724	714	-	16	89	145	105
4032093	Depreciation - Telephones	681	5	1	-	-	9	12	22	21	-	1	3	4	3
4032098	Depreciation - Computer	-	SE 51	-	-	-	-	-	-	-	-	-	-	-	-
4081100	Property & Other Gen Tax	(15,114)	5	(26)	-	(7)	(210)	(271)	(493)	(475)	(1)	(12)	(59)	(95)	(72)
4081303	Franchise Tax	-	5	-	-	-	-	-	-	-	-	-	-	-	-
4081121	Real Estate Tax	32,951	5	56	-	16	459	592	1,075	1,036	2	25	120	207	158
4081201	FICA Expense	-	SE60A	-	-	-	-	-	-	-	-	-	-	-	-
4091090	SUTA-IL	-	SE60A	-	-	-	-	-	-	-	-	-	-	-	-
4091050	FUTA	-	SE60A	-	-	-	-	-	-	-	-	-	-	-	-
4091000	Income Taxes - Federal	-	-	-	-	-	-	-	-	-	-	-	-	-	-
4101000	Deferred Inc. Taxes - Federal	-	-	-	-	-	-	-	-	-	-	-	-	-	-
4181010	Interest Income	-	1	-	-	-	-	-	-	-	-	-	-	-	-
4131020	Rental Income	-	1	-	-	-	-	-	-	-	-	-	-	-	-
4141040	Sale of Trans Equipment	-	1	-	-	-	-	-	-	-	-	-	-	-	-
4182000	Interest - Interco.	81,215	WBC RB	179	-	41	1,153	1,584	2,586	2,242	24	73	260	406	358
4201000	Interest During Const	-	5	-	-	-	-	-	-	-	-	-	-	-	-
4261000	Misc. Income	-	5	-	-	-	-	-	-	-	-	-	-	-	-
4272098	S/T Int Exp Other	(9,957)	5	(17)	-	(5)	(139)	(179)	(385)	(313)	(1)	(8)	(39)	(83)	(48)
STDP															
Total		671,243.77		1,152	-	327	9,346	12,083	21,882	21,040	41	522	2,598	4,191	3,215

SE.60
Distribution of General Expenses
 3/31/07

Account Number	Account Name	02-0005 Adjusted Balance	Distribution Code	47-0225	50-0245	51-0251	52-0250	53-0255	55-0264	56-0830	57-0270	60-0280	81-0646	62-0841	64-0643
				Massachusetts	Holiday Service	Westgate	Utilities, Inc. of Penn	Penn Estates	Skidaway	Elk River	Montague	Twin Lakes	Tierre Verde	Lake Placid	East Lake
6759001	Publ Subscriptions & Tapes	1,073	1	17	3	3	10	12	35	2	4	22	2	1	4
6759004	Printing & Blueprints	4,802	5	74	13	15	42	52	147	7	19	93	10	5	19
6759006	UPS & Air Freight	5,445	4	60	21	10	18	46	75	12	21	63	6	1	25
6759008	Xerox	1,050	5	16	3	3	9	11	32	2	4	20	2	1	4
6759009	Oil Supply Stores	14,349	5	221	38	45	126	156	439	22	58	278	30	14	58
6759010	Retn of Off Emp Exp.	374	5	8	1	1	3	4	11	1	2	7	1	-	2
6759013	Cleaning Supplies	1,016	5	16	3	3	9	11	31	2	4	20	2	1	4
6759014	Memberships	747	5	11	2	2	7	8	23	1	3	15	2	1	3
6759050	Other Office Expense	24,301	5	374	64	78	214	264	744	37	96	472	51	23	98
6759005	Postage	8,049	4	89	31	15	27	68	110	18	31	93	8	1	38
6759007	Printing Customer Service	2,135	5	33	6	7	19	23	65	3	9	41	5	2	9
6759011	Envelopes	30,892	5	475	81	86	272	335	944	48	125	589	85	29	124
6759012	Bill Book	6,750	5	104	18	21	58	73	207	10	27	131	14	8	27
6759051	Computer Supplies - Billing	-	SE 51	-	-	-	-	-	-	-	-	-	-	-	-
6759110	Office Telephone	1,977	5	30	5	6	17	21	61	3	8	38	4	2	8
6759120	Office Electric	7,380	5	114	19	23	65	80	226	11	30	143	18	7	30
6759125	Office Water	1,292	5	20	3	4	11	14	40	2	5	25	3	1	5
6759130	Office Gas	3,627	5	56	10	11	32	39	111	6	15	70	8	3	15
6759210	Office Cleaning Serv	7,575	5	117	20	24	67	82	232	12	31	147	18	7	30
6759220	Landscaping, Mowing, Snow	5,030	5	77	13	16	44	55	154	8	20	98	11	5	20
6759230	Office Garbage Removal	738	5	11	2	2	7	8	23	1	3	14	2	1	3
6759250	Repair Off Mach & Heating	1,582	5	24	4	5	14	17	48	2	6	31	3	2	6
6759290	Other Office Maint	8,865	5	138	23	28	76	88	271	14	36	172	19	8	38
6759330	Operators - Memberships	99	5	2	-	-	1	1	3	-	-	2	-	-	-
7048055	Office Education/Train Exp	34,885	5	534	91	106	306	377	1,062	53	140	874	73	33	139
7048050	Employee Ed Expenses	165	5	3	-	1	1	2	5	-	1	3	-	-	1
7758370	Meals & Related Exp	8,185	1	130	20	27	77	91	266	12	33	166	18	9	32
7758380	Bank Serv Charges	43,533	1	691	109	142	410	485	1,414	84	177	884	97	46	173
7758390	Other Misc General	79,750	1	1,266	199	260	752	888	2,591	117	324	1,619	177	83	316
8205003	Operators Expenses	-	5	-	-	-	-	-	-	-	-	-	-	-	-
6759017	Operators Cleaning Supplies	-	5	-	-	-	-	-	-	-	-	-	-	-	-
6501020	Gasoline	-	1	-	-	-	-	-	-	-	-	-	-	-	-
6501030	Auto Repair	-	1	-	-	-	-	-	-	-	-	-	-	-	-
6508090	Other Trans	3,805	1	57	9	12	34	40	117	5	15	73	8	4	14
4032090	Depreciation - Office Struct.	18,973	5	261	45	53	150	184	520	26	89	330	36	16	68
4032091	Depreciation - Office Furn.	9,488	5	146	25	30	84	103	280	15	38	184	20	9	38
4032092	Depreciation - Autos	22,041	1	350	55	72	208	245	718	32	90	447	49	23	87
4032093	Depreciation - Telephones	681	5	10	2	2	6	7	21	1	3	13	1	1	3
4032098	Depreciation - Computer	-	SE 51	-	-	-	-	-	-	-	-	-	-	-	-
4081100	Property & Other Gen Tax	(15,114)	5	(233)	(40)	(47)	(133)	(184)	(463)	(23)	(61)	(294)	(32)	(14)	(61)
4081303	Franchise Tax	-	5	-	-	-	-	-	-	-	-	-	-	-	-
4081121	Real Estate Tax	32,951	5	507	87	103	290	358	1,009	51	133	640	70	31	132
4081201	FICA Expense	-	SE60A	-	-	-	-	-	-	-	-	-	-	-	-
4091060	SUTA-IL	-	SE60A	-	-	-	-	-	-	-	-	-	-	-	-
4091050	FUTA	-	SE60A	-	-	-	-	-	-	-	-	-	-	-	-
4091000	Income Taxes - Federal	-	-	-	-	-	-	-	-	-	-	-	-	-	-
4101008	Deferred Inc. Taxes - Federal	-	-	-	-	-	-	-	-	-	-	-	-	-	-
4191010	Interest Income	-	1	-	-	-	-	-	-	-	-	-	-	-	-
4131020	Rental Income	-	1	-	-	-	-	-	-	-	-	-	-	-	-
4141040	Sale of Trans Equipment	-	1	-	-	-	-	-	-	-	-	-	-	-	-
4182000	Interest - Interco.	81,215	WSC RB	1,088	260	211	512	796	1,852	146	325	1,275	130	49	341
4201000	Interest During Const	-	5	-	-	-	-	-	-	-	-	-	-	-	-
4261000	Misc. Income	-	5	-	-	-	-	-	-	-	-	-	-	-	-
4272090	ST Int Exp Other	(9,957)	5	(153)	(26)	(31)	(88)	(108)	(305)	(15)	(40)	(193)	(21)	(8)	(40)
STOP															
Total		671,243.77		10,285	1,778	2,087	5,870	7,273	20,400	1,036	2,718	12,960	1,403	638	2,697

SE.60
Distribution of General Expenses
3/31/07

Account Number	Account Name	02-0005 Adjusted Balance	Distribution Code	65-0290 Charleston Utilities	6C-0644 Pebble Creek	67-0647 Alalaya Utilities	68-0648 Ut of Longwood	69-0649 Wedge-Field	70-0298 Carolina Water Service	71-1300 UN Serv of SC	72-0672 Cypress Lakes	73-0673 Uj of Eagle Ridge	74-0464 Southland	75-0700 United Utility Co.	78-0485 Tegea Cay
6758001	Publ Subscriptions & Tapes	1,073	1	7	10	34	8	11	65	28	8	12	1	5	12
6758004	Printing & Blueprints	4,802	5	33	45	160	38	47	287	134	38	50	4	25	53
6759006	UPS & Air Freight	5,445	4	50	38	247	45	44	309	230	56	25	5	37	46
6759008	Xerox	1,050	5	7	10	35	8	10	63	29	8	11	1	6	12
6759009	Off Supply Stores	14,349	5	97	134	478	114	142	658	401	115	149	15	76	160
6759010	Reim of Off Emp Exp.	374	5	3	4	12	3	4	22	10	3	4		2	4
6759013	Cleaning Supplies	1,016	5	7	10	34	8	10	61	28	8	11	1	5	11
6759014	Memberships	747	5	5	7	25	6	7	45	21	6	8	1	4	6
6759090	Other Office Expense	24,301	5	165	228	809	193	240	1,453	680	194	253	19	128	270
6759005	Postage	9,049	4	74	56	385	67	64	457	340	83	36	7	55	68
6759007	Printing Customer Service	2,135	5	14	20	71	17	21	128	60	17	22	2	11	24
6759011	Envelopes	30,852	5	208	289	1,027	245	305	1,845	883	247	321	24	163	343
6759012	Bll Stock	6,750	5	46	63	225	54	67	404	189	54	70	5	36	75
6759051	Computer Supplies - Billing	-	SE 51	-	-	-	-	-	-	-	-	-	-	-	-
6759110	Office Telephone	1,977	5	10	19	88	16	20	118	55	18	21	2	10	22
6759120	Office Electric	7,380	5	50	89	246	58	73	441	206	59	77	8	39	82
6759125	Office Water	1,292	5	9	12	43	10	13	77	38	10	13	1	7	14
6759130	Office Gas	3,627	5	25	34	121	28	36	217	101	29	38	3	19	40
6759210	Office Cleaning Serv	7,575	5	51	71	252	60	75	453	212	81	79	6	40	84
6759220	Landscaping, Mowing, Snow	5,030	5	34	47	167	40	50	301	141	40	52	4	27	56
6759230	Office Garbage Removal	738	5	5	7	25	8	7	44	21	8	8	1	4	8
6759260	Repair Off Mach & Heating	1,582	5	11	15	53	13	18	95	44	13	16	1	8	18
6759290	Other Office Maint	8,885	5	60	83	295	70	88	530	248	71	92	7	47	99
6759330	Operators - Memberships	99	5	1	1	3	1	1	6	3	1	1		1	1
7048055	Office Education/Train Exp	34,685	5	235	325	1,155	275	343	2,075	970	277	361	27	183	388
7048050	Employee Ed Expenses	165	5	1	2	5	1	2	10	5	1	2		1	2
7758370	Meals & Related Exp	8,185	1	53	79	262	65	83	452	218	63	80	6	42	94
7758360	Bank Serv Charges	43,533	1	283	420	1,391	343	440	2,618	1,149	337	481	33	222	497
7758390	Other Misc General	79,750	1	519	770	2,548	629	805	4,787	2,105	617	882	80	408	911
6205003	Operators Expenses	-	5	-	-	-	-	-	-	-	-	-	-	-	-
6759017	Operators Cleaning Supplies	-	5	-	-	-	-	-	-	-	-	-	-	-	-
8501020	Gasoline	-	1	-	-	-	-	-	-	-	-	-	-	-	-
8501030	Auto Repair	-	1	-	-	-	-	-	-	-	-	-	-	-	-
8509080	Other Trans	3,606	1	23	35	115	28	38	217	95	28	40	3	18	41
4032080	Depreciation - Office Struct.	18,973	5	115	159	565	135	168	1,016	475	138	177	13	90	189
4032091	Depreciation - Office Furn.	9,488	5	84	89	318	75	84	567	265	78	99	7	50	106
4032092	Depreciation - Autos	22,041	1	143	213	704	174	223	1,326	582	171	244	17	113	252
4032093	Depreciation - Telephones	681	5	5	6	23	5	7	41	18	5	7	1	4	8
4032098	Depreciation - Computer	-	SE 51	-	-	-	-	-	-	-	-	-	-	-	-
4081100	Property & Other Gen Tax	(15,114)	5	(102)	(142)	(503)	(120)	(148)	(904)	(429)	(121)	(157)	(12)	(80)	(189)
4081203	Franchise Tax	-	5	-	-	-	-	-	-	-	-	-	-	-	-
4081121	Real Estate Tax	32,951	5	223	309	1,097	261	326	1,971	922	284	343	25	174	367
4081201	FICA Expense	-	SE60A	-	-	-	-	-	-	-	-	-	-	-	-
4091080	SUTA-L	-	SE60A	-	-	-	-	-	-	-	-	-	-	-	-
4091050	FUTA	-	SE60A	-	-	-	-	-	-	-	-	-	-	-	-
4091000	Income Taxes - Federal	-	-	-	-	-	-	-	-	-	-	-	-	-	-
4101000	Deferred Inc. Taxes - Federal	-	-	-	-	-	-	-	-	-	-	-	-	-	-
4191010	Interest Income	-	1	-	-	-	-	-	-	-	-	-	-	-	-
4131020	Rental Income	-	1	-	-	-	-	-	-	-	-	-	-	-	-
4141040	Sale of Trans Equipment	-	1	-	-	-	-	-	-	-	-	-	-	-	-
4192000	Interest - Interco.	81,215	WSC RB	642	688	3,159	658	731	4,743	2,810	739	625	65	487	804
4201000	Interest During Const	-	5	-	-	-	-	-	-	-	-	-	-	-	-
4261000	Misc. Income	-	5	-	-	-	-	-	-	-	-	-	-	-	-
4272090	S/T Int Exp Other	(9,957)	5	(68)	(93)	(331)	(79)	(98)	(596)	(278)	(80)	(104)	(8)	(53)	(111)
STOP															
Total		671,243.77		4,570	6,271	22,463	5,326	6,623	40,121	18,901	5,388	6,936	519	3,556	7,448

SE.60
Distribution of General Expenses
3/31/07

Account Number	Account Name	02-0005 Adjusted Balance	Distribution Code	80-0500 CWS Inc. of NC	83-0600 CWS Systems	86-0900 Carolina Trace	87-0905 Transylvania	88-0645 Mid-County	89-0660 Lake Utilities	90-0600 Utilities, Inc. of Florida	91-0640 Miles Grant	92-0651 Tennessee Water Service	94-0002 Hutchinson Irrigation	101-0680 Sanlando	103-0690 Sandalhaven
6759001	Publ Subscriptions & Tapes	1,073	1	141	42	10	10	10	46	38	8	1	1	77	5
6759004	Printing & Blueprints	4,802	5	651	190	43	44	39	203	172	33	6	3	344	21
6759006	UPS & Air Freight	5,445	4	931	225	40	60	2	182	210	19	8	1	375	25
6759008	Xerox	1,050	5	142	42	9	10	9	44	38	7	1	1	75	5
6759009	Off Supply Stores	14,349	5	1,844	568	130	133	118	607	513	96	18	9	1,027	62
6759010	Reim of Off Emp Exp.	374	5	51	15	3	3	3	16	13	3	-	-	27	2
6759013	Cleaning Supplies	1,018	5	138	40	8	9	8	43	36	7	1	1	73	4
6759014	Memberships	747	5	101	30	7	7	6	32	27	5	1	-	53	3
6759090	Other Office Expense	24,301	5	3,293	961	220	225	199	1,027	869	165	30	16	1,739	105
6759005	Postage	8,049	4	1,376	348	80	89	3	269	310	28	11	2	554	38
6759007	Printing Customer Service	2,135	5	289	84	19	20	17	90	78	15	3	1	153	9
6759011	Envelopes	30,852	5	4,180	1,220	279	285	253	1,304	1,104	210	38	20	2,208	133
6759012	Bill Stock	6,750	5	914	267	61	82	55	285	241	48	8	4	483	29
6759051	Computer Supplies - Billing	-	SE 51	-	-	-	-	-	-	-	-	-	-	-	-
6759110	Office Telephone	1,977	5	268	78	18	18	18	84	71	13	2	1	141	9
6759120	Office Electric	7,380	5	1,000	292	67	68	60	312	264	50	9	5	528	32
6759125	Office Water	1,292	5	175	51	12	12	11	55	46	9	2	1	82	6
6759130	Office Gas	3,627	5	491	143	33	34	30	153	130	25	4	2	260	16
6759210	Office Cleaning Serv	7,575	5	1,026	300	68	70	62	320	271	52	9	5	542	33
6759220	Landscaping, Mowing, Snow	5,030	5	682	189	45	46	41	213	180	34	6	3	360	22
6759230	Office Garbage Removal	738	5	100	29	7	7	6	31	26	5	1	-	53	3
6759260	Repar: Off Mach & Heating	1,582	5	214	63	14	15	13	67	57	11	2	1	113	7
6759290	Other Office Maint	8,885	5	1,201	351	80	82	73	375	317	80	11	6	634	38
6759330	Operators - Memberships	99	5	13	4	1	1	1	4	4	1	-	-	7	-
7048055	Office Education/Train Exp	34,685	5	4,700	1,372	314	320	284	1,467	1,241	236	43	23	2,482	150
7048050	Employee Ed Expenses	185	5	22	7	1	2	1	7	5	1	-	-	12	1
7758370	Meals & Related Exp	8,185	1	1,077	320	75	74	74	354	290	59	10	6	588	35
7758380	Bank Serv Charges	43,533	1	5,727	1,704	402	384	394	1,884	1,544	312	53	31	3,129	187
7758390	Other Misc General	79,780	1	10,491	3,122	738	721	782	3,451	2,826	572	97	56	5,731	343
6205003	Operators Expenses	-	5	-	-	-	-	-	-	-	-	-	-	-	-
6759017	Operators Cleaning Supplies	-	5	-	-	-	-	-	-	-	-	-	-	-	-
6501020	Gasoline	-	1	-	-	-	-	-	-	-	-	-	-	-	-
6501030	Auto Repair	-	1	-	-	-	-	-	-	-	-	-	-	-	-
6509090	Other Trans	3,606	1	474	141	33	33	33	156	128	26	4	3	259	15
4032080	Depreciation - Office Struct.	16,973	5	2,300	671	153	157	139	718	607	115	21	11	1,215	73
4032091	Depreciation - Office Furn.	9,488	5	1,286	375	88	89	78	401	339	85	12	8	679	41
4032082	Depreciation - Autos	22,041	1	2,899	883	203	199	200	954	782	158	27	15	1,584	95
4032093	Depreciation - Telephones	681	5	92	27	6	6	6	29	24	5	1	-	49	3
4032088	Depreciation - Computer	-	SE 51	-	-	-	-	-	-	-	-	-	-	-	-
4081100	Property & Other Gen Tax	(15,114)	5	(2,048)	(588)	(137)	(140)	(124)	(639)	(541)	(103)	(19)	(10)	(1,082)	(65)
4081303	Franchise Tax	-	5	-	-	-	-	-	-	-	-	-	-	-	-
4081121	Real Estate Tax	32,951	5	4,465	1,304	298	304	270	1,383	1,179	224	41	21	2,358	142
4081201	FICA Expense	-	SE60A	-	-	-	-	-	-	-	-	-	-	-	-
4091080	SUTA-IL	-	SE60A	-	-	-	-	-	-	-	-	-	-	-	-
4091050	FUTA	-	SE60A	-	-	-	-	-	-	-	-	-	-	-	-
4091000	Income Taxes - Federal	-	-	-	-	-	-	-	-	-	-	-	-	-	-
4101000	Deferred Inc. Taxes - Federal	-	-	-	-	-	-	-	-	-	-	-	-	-	-
4191010	Interest Income	-	1	-	-	-	-	-	-	-	-	-	-	-	-
4131020	Rental Income	-	1	-	-	-	-	-	-	-	-	-	-	-	-
4141040	Sale of Trans Equipment	-	1	-	-	-	-	-	-	-	-	-	-	-	-
4182000	Interest - Interco.	81,215	WSC RB	12,337	3,346	674	820	374	3,102	3,005	430	106	32	5,709	357
4201000	Interest During Const	-	5	-	-	-	-	-	-	-	-	-	-	-	-
4281000	Misc. Income	-	5	-	-	-	-	-	-	-	-	-	-	-	-
4272090	S/T Int Exp Other	(9,957)	5	(1,349)	(394)	(90)	(92)	(82)	(421)	(356)	(88)	(12)	(8)	(713)	(43)
STOP															
Total		871,243.77		91,251	26,578	6,054	6,223	5,433	28,308	24,030	4,541	830	428	48,012	2,901

SE.60
Distribution of General Expenses
3/31/07

Account Number	Account Name	02-0005 Adjusted Balance	Distribution Code	104-0694 Bayside	105-0695 Southgate	106-0693 Labrador	107-0691 Pennbrooke	108-0692 Hutchinson Island	109-0699 Sandy Creek	120-0920 North Topsail	121-0925 Carolina Pines	122-0922 Bradfield Farms	123-0923 Noro	133-0123 Sky Ranch	135-0935 Bermuda
6759001	Publ Subscriptions & Tapes	1,073	1	1	14	5	10	1	1	13	2	8	1	3	41
6759004	Printing & Blueprints	4,802	5	8	56	25	42	6	6	80	8	33	4	13	189
6759005	UPS & Air Freight	5,445	4	10	132	36	36	7	8	81	17	30	5	23	274
6759008	Xerox	1,050	5	1	14	6	9	1	1	13	2	7	1	3	41
6759008	Off Supply Stores	14,349	5	17	197	75	127	18	18	180	23	99	12	39	565
6759010	Rain of Off Emp Exp.	374	5	-	5	2	3	-	-	5	1	3	-	1	15
6759013	Cleaning Supplies	1,016	5	1	14	5	9	1	1	13	2	7	1	3	40
6759014	Memberships	747	5	1	10	4	7	1	1	9	1	5	1	2	29
6759090	Other Office Expense	24,301	5	28	334	127	215	31	30	305	38	167	20	85	858
6759005	Postage	8,049	4	15	166	53	53	10	11	119	26	44	8	34	405
6759007	Printing Customer Service	2,135	5	2	29	11	18	3	3	27	3	15	2	6	84
6759011	Envelopes	30,852	5	35	425	162	273	39	39	387	49	212	26	53	1,214
6759012	Bill Stock	6,750	5	8	93	35	60	9	8	85	11	46	6	18	266
6759051	Computer Supplies - Billing	-	SE 51	-	-	-	-	-	-	-	-	-	-	-	-
6759110	Office Telephone	1,977	5	2	27	10	17	3	2	25	3	14	2	5	78
6759120	Office Electric	7,380	5	8	102	39	65	9	9	83	12	51	6	20	290
6759125	Office Water	1,292	5	1	18	7	11	2	2	18	2	9	1	3	51
6759130	Office Gas	3,627	5	4	50	19	32	5	5	48	6	25	3	10	143
6759210	Office Cleaning Serv	7,575	5	9	104	40	67	10	9	95	12	52	6	20	288
6759220	Landscaping, Mowing, Snow	5,030	5	6	89	26	44	6	6	63	8	35	4	14	198
6759230	Office Garbage Removal	738	5	1	10	4	7	1	1	9	1	5	1	2	28
6759260	Repair Off Mach & Heating	1,582	5	2	22	8	14	2	2	20	2	11	1	4	82
6759280	Other Office Maint	8,865	5	10	122	46	78	11	11	111	14	61	7	24	349
6759330	Operators - Memberships	99	5	-	1	1	1	-	-	1	-	1	-	-	4
7048055	Office Education/Train Exp	34,685	5	40	477	182	307	44	43	436	55	238	29	93	1,365
7048050	Employees Ed Expenses	165	5	-	2	1	1	-	-	2	-	1	-	-	6
7758370	Meals & Related Exp	8,185	1	9	103	42	74	10	10	101	11	56	7	21	312
7758380	Bank Serv Charges	43,533	1	46	546	222	398	56	54	536	61	308	36	110	1,681
7758390	Other Misc General	79,750	1	85	1,004	406	725	102	98	982	112	580	85	201	3,042
6205003	Operators Expenses	-	5	-	-	-	-	-	-	-	-	-	-	-	-
6759017	Operators Cleaning Supplies	-	5	-	-	-	-	-	-	-	-	-	-	-	-
6501020	Gasoline	-	1	-	-	-	-	-	-	-	-	-	-	-	-
6501030	Auto Repair	-	1	-	-	-	-	-	-	-	-	-	-	-	-
6509090	Other Trans	3,605	1	4	45	16	33	5	4	44	5	25	3	9	136
4032090	Depreciation - Office Struct.	16,973	5	20	234	89	150	22	21	213	27	117	14	46	688
4032091	Depreciation - Office Furn.	9,488	5	11	131	50	84	12	12	119	15	85	8	28	373
4032092	Depreciation - Autos	22,041	1	23	277	112	200	28	27	271	31	155	18	58	841
4032093	Depreciation - Telephones	881	5	1	9	4	6	1	1	9	1	5	1	2	27
4032098	Depreciation - Computer	-	SE 51	-	-	-	-	-	-	-	-	-	-	-	-
4081100	Property & Other Gen Tax	(15,114)	5	(17)	(208)	(79)	(134)	(19)	(19)	(190)	(24)	(104)	(13)	(41)	(595)
4081303	Franchise Tax	-	5	-	-	-	-	-	-	-	-	-	-	-	-
4081121	Real Estate Tax	32,951	5	36	453	173	291	42	41	414	52	226	26	89	1,297
4081201	FICA Expense	-	SE60A	-	-	-	-	-	-	-	-	-	-	-	-
4091060	SUTA-IL	-	SE60A	-	-	-	-	-	-	-	-	-	-	-	-
4091050	FUTA	-	SE60A	-	-	-	-	-	-	-	-	-	-	-	-
4091000	Income Taxes - Federal	-	-	-	-	-	-	-	-	-	-	-	-	-	-
4101000	Deferred Inc. Taxes - Federal	-	-	-	-	-	-	-	-	-	-	-	-	-	-
4191010	Interest Income	-	1	-	-	-	-	-	-	-	-	-	-	-	-
4131020	Rental Income	-	1	-	-	-	-	-	-	-	-	-	-	-	-
4141040	Sale of Trans Equipment	-	1	-	-	-	-	-	-	-	-	-	-	-	-
4192000	Interest - Interco.	81,215	WSC RB	122	1,511	479	633	106	108	1,105	187	504	73	276	3,608
4201000	Interest Diring Const	-	5	-	-	-	-	-	-	-	-	-	-	-	-
4281000	Misc. Income	-	5	-	-	-	-	-	-	-	-	-	-	-	-
4272090	S/T Int Exp Other	(9,957)	5	(11)	(137)	(52)	(88)	(13)	(12)	(125)	(18)	(68)	(8)	(27)	(392)
STOP															
Total		671,243.77		779	9,322	3,533	5,912	859	835	8,450	1,074	4,601	564	1,820	26,511

SE.60
Distribution of General Expenses
3/31/07

Account Number	Account Name	02-0005 Adjusted Balance	Distribution Code	140-0140 Central Nevada	150-0150 WSC of Indiana	151-0151 Indiana Water Service	160-0180 WSC of Kentucky	165-1260 WSC of Georgia	93-0006 Bio Tech
6759001	Publ Subscriptions & Tapes	1,073	1	44	1	4	19	9	2.00
6759004	Printing & Blueprints	4,802	5	190	7	21	92	42	8.35
6759006	UPS & Air Freight	5,445	4	167	11	44	169	52	12.63
6759008	Xerox	1,050	5	42	1	5	20	9	2.35
6759009	Off Supply Stores	14,348	5	568	20	63	275	125	12.37
6759010	Reim of Off Emp Exp.	374	5	15	1	2	7	3	1.26
6759013	Cleaning Supplies	1,016	5	40	1	4	19	9	5.14
6759014	Memberships	747	5	30	1	3	14	7	0.20
6759090	Other Office Expense	24,301	5	962	34	107	465	212	27.98
6759005	Postage	8,049	4	246	17	84	250	76	25.09
6759007	Printing Customer Service	2,135	5	84	3	9	41	19	4.95
6759011	Envelopes	30,852	5	1,221	43	136	591	269	32.65
6759012	Bill Stock	8,750	5	267	9	30	129	59	10.57
6759051	Computer Supplies - Billing	-	SE 51	-	-	-	-	-	-
6759110	Office Telephone	1,977	5	78	3	9	38	17	3.80
6759120	Office Electric	7,380	5	292	10	33	141	64	5.64
6759125	Office Water	1,292	5	51	2	6	25	11	0.99
6759130	Office Gas	3,827	5	144	5	18	69	32	0.63
6759210	Office Cleaning Serv	7,575	5	300	11	33	145	66	8.00
6759220	Landscaping, Mowing, Snow	5,030	5	199	7	22	96	44	7.00
6759230	Office Garbage Removal	738	5	29	1	3	14	6	(0.55)
6759260	Repair Off Mach & Heating	1,382	5	63	2	7	30	14	3.21
6759290	Other Office Maint	8,865	5	351	12	39	170	77	10.76
6759330	Operators - Memberships	89	5	4	-	-	2	1	4.00
7048055	Office Education/Train Exp	34,685	5	1,373	48	153	664	302	34.44
7048050	Employees Ed Expenses	165	5	7	-	1	3	1	6.00
7758370	Meals & Related Exp	8,185	1	332	11	33	148	71	6.17
7758380	Bank Serv Charges	43,533	1	1,768	57	175	775	376	29.96
7758390	Other Misc General	79,750	1	3,235	104	321	1,420	689	62.80
6205003	Operators Expenses	-	5	-	-	-	-	-	-
6759017	Operators Cleaning Supplies	-	5	-	-	-	-	-	-
6501020	Gasoline	-	1	-	-	-	-	-	-
6501030	Auto Repair	-	1	-	-	-	-	-	-
6509090	Other Trans	3,605	1	146	5	15	64	31	3.42
4032090	Depreciation - Office Struct.	16,973	5	672	24	75	325	148	11.00
4032091	Depreciation - Office Furn.	9,488	5	375	13	42	182	83	9.00
4032092	Depreciation - Autos	22,041	1	894	29	89	393	190	15.46
4032093	Depreciation - Telephones	681	5	27	1	3	13	6	-
4032098	Depreciation - Computer	-	SE 51	-	-	-	-	-	-
4081100	Property & Other Gen Tax	(15,114)	5	(598)	(21)	(67)	(289)	(132)	(14.40)
4081303	Franchise Tax	-	5	-	-	-	-	-	-
4081121	Real Estate Tax	32,951	5	1,304	46	148	631	287	31.40
4081201	FICA Expense	-	SE60A	-	-	-	-	-	-
4091060	SUTA-IL	-	SE60A	-	-	-	-	-	-
4091050	FUTA	-	SE60A	-	-	-	-	-	-
4091000	Income Taxes - Federal	-	-	-	-	-	-	-	-
4101000	Deferred Inc. Taxes - Federal	-	-	-	-	-	-	-	-
4191010	Interest Income	-	1	-	-	-	-	-	-
4131020	Rental Income	-	1	-	-	-	-	-	-
4141040	Sale of Trans Equipment	-	1	-	-	-	-	-	-
4192000	Interest - Interco.	81,215	WSC RB	2,875	138	485	2,006	739	147.00
4201000	Interest During Const	-	5	-	-	-	-	-	-
4251000	Misc. Income	-	5	-	-	-	-	-	-
4272090	S/T Int Exp Other	(9,957)	5	(354)	(14)	(44)	(191)	(67)	(9.36)
STOP									
Total		671,243.77		26,484	937	2,998	12,952	5,661	700.77

SE.60A

Distribution of Salaries & Benefits

3/31/07

Account Number	Account Name	Co. - 02 Balance	Dist Code	05-0010 Apple Canyon	06-0014 Camelot	07-0018 Charmar	08-0022 Cherry Hill	09-0026 Clarendon Hills	10-0028 Hilldale Manor	11-0034 County Line
6019000	Salaries - Systems Project	79,687.56	1	466	112	18	90	126	-	41
6019001	Salaries - Accounting/Finance	246,791.19	1	1,445	347	57	278	391	-	128
6019002	Salaries - Admin	75,402.00	1	441	106	17	85	119	-	39
9019003	Salaries - Executive	217,695.72	1	1,274	306	50	245	345	-	113
6019004	Salaries - Payroll	90,648.82	1	531	127	21	102	144	-	47
6019005	Salaries - IT	-	1	-	-	-	-	-	-	-
6019006	Salaries - Ops Leadership	84,765.97	1	496	119	20	95	134	-	44
6019007	Salaries - Regulatory	198,589.49	1	1,163	279	46	223	315	-	103
6019008	Salaries - Customer Service	6,250.00	1	37	9	1	7	10	-	3
6019030	Salaries - Cap Admin	-								
6049000	Employee Pensions & Benefits	-	6	-	-	-	-	-	-	-
6049010	Health Ins. Reimb	78,717.73	6	431	107	18	83	126	-	40
6049011	Employee Ins. Deductions	(22,991.43)	6	(126)	(31)	(5)	(24)	(37)	-	(12)
6049012	Health Costs & Other	2,700.49	6	15	4	1	3	4	-	1
6049015	Dental Ins. Reimbursements	7,895.60	6	43	11	2	8	13	-	4
6049020	Pension Contributions	31,505.00	6	172	43	7	33	50	-	16
6049050	Health Ins. Premiums	19,156.37	6	105	26	4	20	31	-	10
6049055	Dental Premiums	1,039.65	6	6	1	-	1	2	-	1
6049060	Term Life Ins.	3,390.42	6	19	5	1	4	5	-	2
6049065	Term Life Ins. - OPT	-	6	-	-	-	-	-	-	-
6049066	Depend Life Ins.- OPT & AFLAC	-	6	-	-	-	-	-	-	-
6049067	AFLAC	-	6	-	-	-	-	-	-	-
6049070	401(k) Contributions	42,101.00	6	230	57	10	45	67	-	21
6049080	Disability Insurance	1,777.75	6	10	2	-	2	3	-	1
6049090	Other Emp Pens & Benefits	1,174.58	6	6	2	-	1	2	-	1
4081201	FICA Expense	143,638.17	6	786	195	33	152	230	-	73
4091060	SUTA-IL	26,622.42	6	146	36	6	28	43	-	14
4091050	FUTA	3,867.44	6	21	5	1	4	6	-	2
Total		1,340,425.94		7,717	1,868	308	1,485	2,129	-	692

SE.60A**Distribution of Salaries & Benefits****3/31/07**

Account Number	Account Name	Co. - 02 Balance	Dist Code	12-0038 Del Mar	13-0042 Ferson Creek	14-0046 Galena Territory	15-0050 Killarney	16-0054 Lake Holiday	17-0058 Lake Wildwood	18-0066 Northern Hills
6019000	Salaries - Systems Project	79,687.56	1	13	198	899	122	668	246	92
6019001	Salaries - Accounting/Finance	246,791.19	1	40	612	2,785	379	2,068	762	285
6019002	Salaries - Admin	75,402.00	1	12	187	851	116	632	233	87
9019003	Salaries - Executive	217,695.72	1	35	540	2,457	335	1,825	672	252
6019004	Salaries - Payroll	90,648.82	1	15	225	1,023	139	760	280	105
6019005	Salaries - IT	-	1	-	-	-	-	-	-	-
6019006	Salaries - Ops Leadership	84,765.97	1	14	210	957	130	710	262	98
6019007	Salaries - Regulatory	198,589.49	1	32	492	2,241	305	1,664	613	230
6019008	Salaries - Customer Service	6,250.00	1	1	15	71	10	52	19	7
6019030	Salaries - Cap Admin	-								
6049000	Employee Pensions & Benefits	-	6	-	-	-	-	-	-	-
6049010	Health Ins. Reimb	78,717.73	6	15	188	831	118	620	256	93
6049011	Employee Ins. Deductions	(22,991.43)	6	(4)	(55)	(243)	(34)	(181)	(75)	(27)
6049012	Health Costs & Other	2,700.49	6	1	6	29	4	21	9	3
6049015	Dental Ins. Reimbursements	7,895.60	6	2	19	83	12	62	26	9
6049020	Pension Contributions	31,505.00	6	6	75	333	47	248	102	37
6049050	Health Ins. Premiums	19,156.37	6	4	46	202	29	151	62	23
6049055	Dental Premiums	1,039.65	6	-	2	11	2	8	3	1
6049060	Term Life Ins.	3,390.42	6	1	8	36	5	27	11	4
6049065	Term Life Ins. - OPT	-	6	-	-	-	-	-	-	-
6049066	Depend Life Ins.- OPT & AFLAC	-	6	-	-	-	-	-	-	-
6049067	AFLAC	-	6	-	-	-	-	-	-	-
6049070	401(k) Contributions	42,101.00	6	8	101	445	63	332	137	50
6049080	Disability Insurance	1,777.75	6	-	4	19	3	14	6	2
6049090	Other Emp Pens & Benefits	1,174.58	6	-	3	12	2	9	4	1
4081201	FICA Expense	143,638.17	6	27	343	1,517	215	1,132	467	169
4091060	SUTA-IL	26,622.42	6	5	64	281	40	210	87	31
4091050	FUTA	3,867.44	6	1	9	41	6	30	13	5
Total		<u>1,340,425.94</u>		<u>228</u>	<u>3,292</u>	<u>14,881</u>	<u>2,048</u>	<u>11,062</u>	<u>4,195</u>	<u>1,557</u>

SE.60A**Distribution of Salaries & Benefits****3/31/07**

Account Number	Account Name	Co. - 02 Balance	Dist Code	20-0070 Lake Marian	21-0078 Wildwood	22-0082 Valentine	23-0086 Walk Up Woods	24-0090 Whispering Hills	25-0025 Holiday Hills
6019000	Salaries - Systems Project	79,687.56	1	102	68	24	77	814	85
6019001	Salaries - Accounting/Finance	246,791.19	1	315	210	75	237	2,520	262
6019002	Salaries - Admin	75,402.00	1	96	64	23	72	770	80
9019003	Salaries - Executive	217,695.72	1	277	185	67	209	2,223	231
6019004	Salaries - Payroll	90,648.82	1	116	77	28	87	926	96
6019005	Salaries - IT	-	1	-	-	-	-	-	-
6019006	Salaries - Ops Leadership	84,765.97	1	108	72	26	81	866	90
6019007	Salaries - Regulatory	198,589.49	1	253	169	61	191	2,028	211
6019008	Salaries - Customer Service	6,250.00	1	8	5	2	6	64	7
6019030	Salaries - Cap Admin	-							
6049000	Employee Pensions & Benefits	-	6	-	-	-	-	-	-
6049010	Health Ins. Reimb	78,717.73	6	105	70	23	99	753	88
6049011	Employee Ins. Deductions	(22,991.43)	6	(31)	(20)	(7)	(29)	(220)	(26)
6049012	Health Costs & Other	2,700.49	6	4	2	1	3	26	3
6049015	Dental Ins. Reimbursements	7,895.60	6	11	7	2	10	76	9
6049020	Pension Contributions	31,505.00	6	42	28	9	40	302	35
6049050	Health Ins. Premiums	19,156.37	6	26	17	6	24	183	21
6049055	Dental Premiums	1,039.65	6	1	1	-	1	10	1
6049060	Term Life Ins.	3,390.42	6	5	3	1	4	32	4
6049065	Term Life Ins. - OPT	-	6	-	-	-	-	-	-
6049066	Depend Life Ins.- OPT & AFLAC	-	6	-	-	-	-	-	-
6049067	AFLAC	-	6	-	-	-	-	-	-
6049070	401(k) Contributions	42,101.00	6	56	37	12	53	403	47
6049080	Disability Insurance	1,777.75	6	2	2	1	2	17	2
6049090	Other Emp Pens & Benefits	1,174.58	6	2	1	-	1	11	1
4081201	FICA Expense	143,638.17	6	192	128	42	181	1,375	161
4091060	SUTA-IL	26,622.42	6	36	24	8	34	255	30
4091050	FUTA	3,867.44	6	5	3	1	5	37	4
Total		1,340,425.94		1,731	1,153	405	1,388	13,471	1,442

SE.60A

Distribution of Salaries & Benefits

3/31/07

Account Number	Account Name	Co. - 02 Balance	Dist Code	26-0096	27-0027	28-0098	29-0048	30-0049	32-0832	33-0840
				Medina	Westlake	Cedar Bluff	Harbor Ridge	Great Northern	Peach Orchard	Harrco
6019000	Salaries - Systems Project	79,687.56	1	165	220	46	167	126	-	38
6019001	Salaries - Accounting/Finance	246,791.19	1	510	683	142	518	390	-	119
6019002	Salaries - Admin	75,402.00	1	156	209	43	158	119	-	36
9019003	Salaries - Executive	217,695.72	1	450	602	125	457	344	-	105
6019004	Salaries - Payroll	90,648.82	1	187	251	52	190	143	-	44
6019005	Salaries - IT	-	1	-	-	-	-	-	-	-
6019006	Salaries - Ops Leadership	84,765.97	1	175	235	49	178	134	-	41
6019007	Salaries - Regulatory	198,589.49	1	410	549	114	417	314	-	95
6019008	Salaries - Customer Service	6,250.00	1	13	17	4	13	10	-	3
6019030	Salaries - Cap Admin	-								
6049000	Employee Pensions & Benefits	-	6	-	-	-	-	-	-	-
6049010	Health Ins. Reimb	78,717.73	6	162	220	43	162	131	-	39
6049011	Employee Ins. Deductions	(22,991.43)	6	(47)	(64)	(12)	(47)	(38)	-	(11)
6049012	Health Costs & Other	2,700.49	6	6	8	1	6	4	-	1
6049015	Dental Ins. Reimbursements	7,895.60	6	16	22	4	16	13	-	4
6049020	Pension Contributions	31,505.00	6	65	88	17	65	52	-	15
6049050	Health Ins. Premiums	19,156.37	6	39	53	10	39	32	-	9
6049055	Dental Premiums	1,039.65	6	2	3	1	2	2	-	1
6049060	Term Life Ins.	3,390.42	6	7	9	2	7	6	-	2
6049065	Term Life Ins. - OPT	-	6	-	-	-	-	-	-	-
6049066	Depend Life Ins.- OPT & AFLAC	-	6	-	-	-	-	-	-	-
6049067	AFLAC	-	6	-	-	-	-	-	-	-
6049070	401(k) Contributions	42,101.00	6	87	117	23	87	70	-	21
6049080	Disability Insurance	1,777.75	6	4	5	1	4	3	-	1
6049090	Other Emp Pens & Benefits	1,174.58	6	2	3	1	2	2	-	1
4081201	FICA Expense	143,638.17	6	296	401	78	296	238	-	70
4091060	SUTA-IL	26,622.42	6	55	74	14	55	44	-	13
4091050	FUTA	3,867.44	6	8	11	2	8	6	-	2
Total		1,340,425.94		2,768	3,716	760	2,800	2,145	-	649

SE.60A**Distribution of Salaries & Benefits****3/31/07**

Account Number	Account Name	Co. - 02 Balance	Dist Code	34-0120 UI of Nevada	35-0110 Spring Creek	36-0750 Louisiana Water Service	38-0770 Utilities, Inc. of Louisiana	40-0200 Utilities, Inc. of Maryland
6019000	Salaries - Systems Project	79,687.56	1	1,104	1,402	2,617	2,580	-
6019001	Salaries - Accounting/Finance	246,791.19	1	3,420	4,342	8,104	7,991	-
6019002	Salaries - Admin	75,402.00	1	1,045	1,327	2,476	2,442	-
9019003	Salaries - Executive	217,695.72	1	3,017	3,830	7,149	7,049	-
6019004	Salaries - Payroll	90,648.82	1	1,256	1,595	2,977	2,935	-
6019005	Salaries - IT	-	1	-	-	-	-	-
6019006	Salaries - Ops Leadership	84,765.97	1	1,175	1,491	2,784	2,745	-
6019007	Salaries - Regulatory	198,589.49	1	2,752	3,494	6,521	6,430	-
6019008	Salaries - Customer Service	6,250.00	1	87	110	205	202	-
6019030	Salaries - Cap Admin	-	-	-	-	-	-	-
6049000	Employee Pensions & Benefits	-	6	-	-	-	-	-
6049010	Health Ins. Reimb	78,717.73	6	1,094	1,404	2,572	2,501	3
6049011	Employee Ins. Deductions	(22,991.43)	6	(320)	(410)	(751)	(730)	(1)
6049012	Health Costs & Other	2,700.49	6	38	48	88	86	-
6049015	Dental Ins. Reimbursements	7,895.60	6	110	141	258	251	-
6049020	Pension Contributions	31,505.00	6	438	562	1,030	1,001	1
6049050	Health Ins. Premiums	19,156.37	6	266	342	626	609	1
6049055	Dental Premiums	1,039.65	6	14	19	34	33	-
6049060	Term Life Ins.	3,390.42	6	47	60	111	108	-
6049065	Term Life Ins. - OPT	-	6	-	-	-	-	-
6049066	Depend Life Ins.- OPT & AFLAC	-	6	-	-	-	-	-
6049067	AFLAC	-	6	-	-	-	-	-
6049070	401(k) Contributions	42,101.00	6	585	751	1,376	1,338	2
6049080	Disability Insurance	1,777.75	6	25	32	58	56	-
6049090	Other Emp Pens & Benefits	1,174.58	6	16	21	38	37	-
4081201	FICA Expense	143,638.17	6	1,997	2,563	4,694	4,563	6
4091060	SUTA-IL	26,622.42	6	370	475	870	846	1
4091050	FUTA	3,867.44	6	54	69	126	123	-
Total		1,340,425.94		18,590	23,668	43,963	43,196	13

SE.60A**Distribution of Salaries & Benefits****3/31/07**

Account Number	Account Name	Co. - 02 Balance	Dist Code	41-0212 Colchester	42-0205 Greenridge Utilities	43-0215 Provinces	44-0220 Maryland Wtr Serv	47-0225 Massanutten	50-0245 Holiday Service
6019000	Salaries - Systems Project	79,687.56	1	59	323	524	380	1,265	199
6019001	Salaries - Accounting/Finance	246,791.19	1	182	1,001	1,624	1,176	3,918	617
6019002	Salaries - Admin	75,402.00	1	56	306	496	359	1,197	189
9019003	Salaries - Executive	217,695.72	1	161	883	1,432	1,038	3,456	545
6019004	Salaries - Payroll	90,648.82	1	67	368	596	432	1,439	227
6019005	Salaries - IT	-	1	-	-	-	-	-	-
6019006	Salaries - Ops Leadership	84,765.97	1	63	344	558	404	1,346	212
6019007	Salaries - Regulatory	198,589.49	1	147	805	1,306	947	3,153	497
6019008	Salaries - Customer Service	6,250.00	1	5	25	41	30	99	16
6019030	Salaries - Cap Admin	-							
6049000	Employee Pensions & Benefits	-	6	-	-	-	-	-	-
6049010	Health Ins. Reimb	78,717.73	6	60	311	502	376	1,224	204
6049011	Employee Ins. Deductions	(22,991.43)	6	(17)	(91)	(147)	(110)	(358)	(60)
6049012	Health Costs & Other	2,700.49	6	2	11	17	13	42	7
6049015	Dental Ins. Reimbursements	7,895.60	6	6	31	50	38	123	20
6049020	Pension Contributions	31,505.00	6	24	124	201	151	490	82
6049050	Health Ins. Premiums	19,156.37	6	15	76	122	92	298	50
6049055	Dental Premiums	1,039.65	6	1	4	7	5	16	3
6049060	Term Life Ins.	3,390.42	6	3	13	22	16	53	9
6049065	Term Life Ins. - OPT	-	6	-	-	-	-	-	-
6049066	Depend Life Ins. - OPT & AFLAC	-	6	-	-	-	-	-	-
6049067	AFLAC	-	6	-	-	-	-	-	-
6049070	401(k) Contributions	42,101.00	6	32	166	269	201	655	109
6049080	Disability Insurance	1,777.75	6	1	7	11	8	28	5
6049090	Other Emp Pens & Benefits	1,174.58	6	1	5	7	6	18	3
4081201	FICA Expense	143,638.17	6	109	567	916	687	2,234	372
4091060	SUTA-IL	26,622.42	6	20	105	170	127	414	69
4091050	FUTA	3,867.44	6	3	15	25	18	60	10
Total		1,340,425.94		1,000	5,399	8,749	6,394	21,170	3,385

SE.60A**Distribution of Salaries & Benefits****3/31/07**

Account Number	Account Name	Co. - 02 Balance	Dist Code	51-0251 Westgate	52-0250 Utilities, Inc. of Penn	53-0255 Penn Estates	55-0264 Skidaway	56-0830 Elk River	57-0270 Montague
6019000	Salaries - Systems Project	79,687.56	1	259	751	887	2,589	117	324
6019001	Salaries - Accounting/Finance	246,791.19	1	803	2,326	2,748	8,017	361	1,004
6019002	Salaries - Admin	75,402.00	1	245	711	840	2,450	110	307
9019003	Salaries - Executive	217,695.72	1	708	2,052	2,424	7,072	318	886
6019004	Salaries - Payroll	90,648.82	1	295	854	1,009	2,945	133	369
6019005	Salaries - IT	-	1	-	-	-	-	-	-
6019006	Salaries - Ops Leadership	84,765.97	1	276	799	944	2,754	124	345
6019007	Salaries - Regulatory	198,589.49	1	646	1,872	2,211	6,451	290	808
6019008	Salaries - Customer Service	6,250.00	1	20	59	70	203	9	25
6019030	Salaries - Cap Admin	-	-	-	-	-	-	-	-
6049000	Employee Pensions & Benefits	-	6	-	-	-	-	-	-
6049010	Health Ins. Reimb	78,717.73	6	249	710	863	2,459	119	320
6049011	Employee Ins. Deductions	(22,991.43)	6	(73)	(207)	(252)	(718)	(35)	(93)
6049012	Health Costs & Other	2,700.49	6	9	24	30	84	4	11
6049015	Dental Ins. Reimbursements	7,895.60	6	25	71	87	247	12	32
6049020	Pension Contributions	31,505.00	6	100	284	345	984	48	128
6049050	Health Ins. Premiums	19,156.37	6	61	173	210	598	29	78
6049055	Dental Premiums	1,039.65	6	3	9	11	32	2	4
6049060	Term Life Ins.	3,390.42	6	11	31	37	106	5	14
6049065	Term Life Ins. - OPT	-	6	-	-	-	-	-	-
6049066	Depend Life Ins.- OPT & AFLAC	-	6	-	-	-	-	-	-
6049067	AFLAC	-	6	-	-	-	-	-	-
6049070	401(k) Contributions	42,101.00	6	133	380	461	1,315	64	171
6049080	Disability Insurance	1,777.75	6	6	16	19	56	3	7
6049090	Other Emp Pens & Benefits	1,174.58	6	4	11	13	37	2	5
4081201	FICA Expense	143,638.17	6	454	1,296	1,574	4,487	217	583
4091060	SUTA-IL	26,622.42	6	84	240	292	832	40	108
4091050	FUTA	3,867.44	6	12	35	42	121	6	16
Total		1,340,425.94		4,330	12,497	14,865	43,121	1,978	5,452

SE.60A

Distribution of Salaries & Benefits

3/31/07

Account Number	Account Name	Co. - 02 Balance	Dist Code	60-0280 Twin Lakes	61-0646 Terre Verde	62-0641 Lake Placid	64-0643 Eastlake Utilities	65-0290 Charleston Utilities	66-0644 Pebble Creek	67-0647 Alafaya Utilities
6019000	Salaries - Systems Project	79,687.56	1	1,618	177	83	316	519	769	2,546
6019001	Salaries - Accounting/Finance	246,791.19	1	5,010	547	258	979	1,606	2,381	7,885
6019002	Salaries - Admin	75,402.00	1	1,531	167	79	299	491	728	2,409
9019003	Salaries - Executive	217,695.72	1	4,419	483	228	864	1,417	2,101	6,955
6019004	Salaries - Payroll	90,648.82	1	1,840	201	95	360	590	875	2,896
6019005	Salaries - IT	-	1	-	-	-	-	-	-	-
6019006	Salaries - Ops Leadership	84,765.97	1	1,721	188	89	336	552	818	2,708
6019007	Salaries - Regulatory	198,589.49	1	4,031	440	208	788	1,293	1,916	6,345
6019008	Salaries - Customer Service	6,250.00	1	127	14	7	25	41	60	200
6019030	Salaries - Cap Admin	-	-	-	-	-	-	-	-	-
6049000	Employee Pensions & Benefits	-	6	-	-	-	-	-	-	-
6049010	Health Ins. Reimb	78,717.73	6	1,552	168	77	315	527	745	2,585
6049011	Employee Ins. Deductions	(22,991.43)	6	(453)	(49)	(23)	(92)	(154)	(218)	(755)
6049012	Health Costs & Other	2,700.49	6	53	6	3	11	18	26	89
6049015	Dental Ins. Reimbursements	7,895.60	6	156	17	8	32	53	75	259
6049020	Pension Contributions	31,505.00	6	621	67	31	126	211	298	1,035
6049050	Health Ins. Premiums	19,156.37	6	378	41	19	77	128	181	629
6049055	Dental Premiums	1,039.65	6	21	2	1	4	7	10	34
6049060	Term Life Ins.	3,390.42	6	67	7	3	14	23	32	111
6049065	Term Life Ins. - OPT	-	6	-	-	-	-	-	-	-
6049066	Depend Life Ins. - OPT & AFLAC	-	6	-	-	-	-	-	-	-
6049067	AFLAC	-	6	-	-	-	-	-	-	-
6049070	401(k) Contributions	42,101.00	6	830	90	41	168	282	399	1,383
6049080	Disability Insurance	1,777.75	6	35	4	2	7	12	17	58
6049090	Other Emp Pens & Benefits	1,174.58	6	23	3	1	5	8	11	39
4081201	FICA Expense	143,638.17	6	2,833	307	141	575	961	1,360	4,717
4091060	SUTA-IL	26,622.42	6	525	57	26	106	178	252	874
4091050	FUTA	3,867.44	6	76	8	4	15	26	37	127
Total		1,340,425.94		27,014	2,945	1,381	5,330	8,789	12,873	43,129

SE.60A**Distribution of Salaries & Benefits****3/31/07**

Account Number	Account Name	Co. - 02 Balance	Dist Code	68-0648 UI of Longwood	69-0649 Wedge-field	70-0298 Carolina Water Service	71-1300 Util Serv of SC	72-0672 Cypress Lakes	73-0673 UI of Eagle Ridge
6019000	Salaries - Systems Project	79,687.56	1	628	805	4,793	2,103	617	881
6019001	Salaries - Accounting/Finance	246,791.19	1	1,946	2,492	14,844	6,513	1,910	2,728
6019002	Salaries - Admin	75,402.00	1	594	761	4,535	1,990	584	833
9019003	Salaries - Executive	217,695.72	1	1,716	2,198	13,094	5,746	1,685	2,406
6019004	Salaries - Payroll	90,648.82	1	715	915	5,452	2,392	702	1,002
6019005	Salaries - IT	-	1	-	-	-	-	-	-
6019006	Salaries - Ops Leadership	84,765.97	1	668	856	5,099	2,237	656	937
6019007	Salaries - Regulatory	198,589.49	1	1,566	2,005	11,945	5,241	1,537	2,195
6019008	Salaries - Customer Service	6,250.00	1	49	63	376	165	48	69
6019030	Salaries - Cap Admin	-							
6049000	Employee Pensions & Benefits	-	6	-	-	-	-	-	-
6049010	Health Ins. Reimb	78,717.73	6	623	784	4,718	2,160	623	836
6049011	Employee Ins. Deductions	(22,991.43)	6	(182)	(229)	(1,378)	(631)	(182)	(244)
6049012	Health Costs & Other	2,700.49	6	21	27	162	74	21	29
6049015	Dental Ins. Reimbursements	7,895.60	6	62	79	473	217	62	84
6049020	Pension Contributions	31,505.00	6	249	314	1,888	864	249	335
6049050	Health Ins. Premiums	19,156.37	6	152	191	1,148	526	152	203
6049055	Dental Premiums	1,039.65	6	8	10	62	29	8	11
6049060	Term Life Ins.	3,390.42	6	27	34	203	93	27	36
6049065	Term Life Ins. - OPT	-	6	-	-	-	-	-	-
6049066	Depend Life Ins.- OPT & AFLAC	-	6	-	-	-	-	-	-
6049067	AFLAC	-	6	-	-	-	-	-	-
6049070	401(k) Contributions	42,101.00	6	333	419	2,523	1,155	333	447
6049080	Disability Insurance	1,777.75	6	14	18	107	49	14	19
6049090	Other Emp Pens & Benefits	1,174.58	6	9	12	70	32	9	12
4081201	FICA Expense	143,638.17	6	1,136	1,431	8,608	3,941	1,136	1,525
4091060	SUTA-IL	26,622.42	6	211	265	1,595	731	211	283
4091050	FUTA	3,867.44	6	31	39	232	106	31	41
Total		1,340,425.94		10,576	13,489	80,549	35,733	10,433	14,668

SE.60A**Distribution of Salaries & Benefits**

3/31/07

Account Number	Account Name	Co. - 02 Balance	Dist Code	74-0464 Southland	75-0700 United Utility Co.	79-0485 Tega Cay	80-0500 CWS Inc. of NC	83-0800 CWS Systems	86-0900 Carolina Trace
6019000	Salaries - Systems Project	79,687.56	1	60	407	911	10,483	3,120	735
6019001	Salaries - Accounting/Finance	246,791.19	1	186	1,261	2,820	32,465	9,663	2,276
6019002	Salaries - Admin	75,402.00	1	57	385	862	9,919	2,952	696
9019003	Salaries - Executive	217,695.72	1	164	1,112	2,487	28,637	8,524	2,008
6019004	Salaries - Payroll	90,648.82	1	68	463	1,036	11,925	3,549	836
6019005	Salaries - IT	-	1	-	-	-	-	-	-
6019006	Salaries - Ops Leadership	84,765.97	1	64	433	969	11,151	3,319	782
6019007	Salaries - Regulatory	198,589.49	1	150	1,015	2,269	26,124	7,775	1,832
6019008	Salaries - Customer Service	6,250.00	1	5	32	71	822	245	58
6019030	Salaries - Cap Admin	-	-	-	-	-	-	-	-
6049000	Employee Pensions & Benefits	-	6	-	-	-	-	-	-
6049010	Health Ins. Reimb	78,717.73	6	60	411	884	10,561	3,103	716
6049011	Employee Ins. Deductions	(22,991.43)	6	(17)	(120)	(258)	(3,085)	(906)	(209)
6049012	Health Costs & Other	2,700.49	6	2	14	30	362	106	25
6049015	Dental Ins. Reimbursements	7,895.60	6	6	41	89	1,059	311	72
6049020	Pension Contributions	31,505.00	6	24	164	354	4,227	1,242	287
6049050	Health Ins. Premiums	19,156.37	6	15	100	215	2,570	755	174
6049055	Dental Premiums	1,039.65	6	1	5	12	139	41	9
6049060	Term Life Ins.	3,390.42	6	3	18	38	455	134	31
6049065	Term Life Ins. - OPT	-	6	-	-	-	-	-	-
6049066	Depend Life Ins.- OPT & AFLAC	-	6	-	-	-	-	-	-
6049067	AFLAC	-	6	-	-	-	-	-	-
6049070	401(k) Contributions	42,101.00	6	32	220	473	5,648	1,660	383
6049080	Disability Insurance	1,777.75	6	1	9	20	239	70	16
6049090	Other Emp Pens & Benefits	1,174.58	6	1	6	13	158	46	11
4081201	FICA Expense	143,638.17	6	109	750	1,613	19,270	5,662	1,307
4091060	SUTA-IL	26,622.42	6	20	139	299	3,572	1,049	242
4091050	FUTA	3,867.44	6	3	20	43	519	152	35
Total		1,340,425.94		1,014	6,885	15,250	177,220	52,572	12,322

SE.60A**Distribution of Salaries & Benefits****3/31/07**

Account Number	Account Name	Co. - 02 Balance	Dist Code	87-0905 Transylvania	88-0645 Mid- County	89-0660 Lake Utilities	90-0600 Utilities, Inc. of Florida	91-0640 Miles Grant	92-0651 Tennessee Water Service
6019000	Salaries - Systems Project	79,687.56	1	721	722	3,448	2,826	571	97
6019001	Salaries - Accounting/Finance	246,791.19	1	2,233	2,235	10,679	8,752	1,769	302
6019002	Salaries - Admin	75,402.00	1	682	683	3,263	2,674	541	92
9019003	Salaries - Executive	217,695.72	1	1,969	1,972	9,420	7,720	1,561	266
6019004	Salaries - Payroll	90,648.82	1	820	821	3,922	3,215	650	111
6019005	Salaries - IT	-	1	-	-	-	-	-	-
6019006	Salaries - Ops Leadership	84,765.97	1	767	768	3,668	3,006	608	104
6019007	Salaries - Regulatory	198,589.49	1	1,797	1,799	8,593	7,042	1,424	243
6019008	Salaries - Customer Service	6,250.00	1	57	57	270	222	45	8
6019030	Salaries - Cap Admin	-	-	-	-	-	-	-	-
6049000	Employee Pensions & Benefits	-	6	-	-	-	-	-	-
6049010	Health Ins. Reimb	78,717.73	6	723	668	3,355	2,807	546	97
6049011	Employee Ins. Deductions	(22,991.43)	6	(211)	(195)	(980)	(820)	(159)	(28)
6049012	Health Costs & Other	2,700.49	6	25	23	115	96	19	3
6049015	Dental Ins. Reimbursements	7,895.60	6	72	67	337	282	55	10
6049020	Pension Contributions	31,505.00	6	289	267	1,343	1,123	218	39
6049050	Health Ins. Premiums	19,156.37	6	176	163	816	683	133	24
6049055	Dental Premiums	1,039.65	6	10	9	44	37	7	1
6049060	Term Life Ins.	3,390.42	6	31	29	144	121	23	4
6049065	Term Life Ins. - OPT	-	6	-	-	-	-	-	-
6049066	Depend Life Ins.- OPT & AFLAC	-	6	-	-	-	-	-	-
6049067	AFLAC	-	6	-	-	-	-	-	-
6049070	401(k) Contributions	42,101.00	6	386	357	1,794	1,501	292	52
6049080	Disability Insurance	1,777.75	6	16	15	76	63	12	2
6049090	Other Emp Pens & Benefits	1,174.58	6	11	10	50	42	8	1
4081201	FICA Expense	143,638.17	6	1,319	1,219	6,122	5,122	995	177
4091060	SUTA-IL	26,622.42	6	244	226	1,135	949	184	33
4091050	FUTA	3,867.44	6	36	33	165	138	27	5
Total		1,340,425.94		12,173	11,948	57,779	47,601	9,529	1,643

SE.60A**Distribution of Salaries & Benefits**

3/31/07

Account Number	Account Name	Co. - 02 Balance	Dist Code	94-002 Hutchinson Irrigation	101-0680 Sanlando	103-0690 Sandalhaven	104-0694 Bayside	105-0695 Southgate	106-0693 Labrador
6019000	Salaries - Systems Project	79,687.56	1	56	5,727	342	85	1,003	406
6019001	Salaries - Accounting/Finance	246,791.19	1	173	17,736	1,061	263	3,106	1,257
6019002	Salaries - Admin	75,402.00	1	53	5,419	324	80	949	384
9019003	Salaries - Executive	217,695.72	1	153	15,645	936	232	2,740	1,109
6019004	Salaries - Payroll	90,648.82	1	64	6,515	390	97	1,141	462
6019005	Salaries - IT	-	1	-	-	-	-	-	-
6019006	Salaries - Ops Leadership	84,765.97	1	59	6,092	364	90	1,067	432
6019007	Salaries - Regulatory	198,589.49	1	139	14,272	853	212	2,499	1,011
6019008	Salaries - Customer Service	6,250.00	1	4	449	27	7	79	32
6019030	Salaries - Cap Admin	-							
6049000	Employee Pensions & Benefits	-	6	-	-	-	-	-	-
6049010	Health Ins. Reimb	78,717.73	6	53	5,641	339	88	1,052	409
6049011	Employee Ins. Deductions	(22,991.43)	6	(15)	(1,648)	(99)	(26)	(307)	(119)
6049012	Health Costs & Other	2,700.49	6	2	194	12	3	36	14
6049015	Dental Ins. Reimbursements	7,895.60	6	5	566	34	9	105	41
6049020	Pension Contributions	31,505.00	6	21	2,258	136	35	421	164
6049050	Health Ins. Premiums	19,156.37	6	13	1,373	83	21	256	99
6049055	Dental Premiums	1,039.65	6	1	75	4	1	14	5
6049060	Term Life Ins.	3,390.42	6	2	243	15	4	45	18
6049065	Term Life Ins. - OPT	-	6	-	-	-	-	-	-
6049066	Depend Life Ins.- OPT & AFLAC	-	6	-	-	-	-	-	-
6049067	AFLAC	-	6	-	-	-	-	-	-
6049070	401(k) Contributions	42,101.00	6	28	3,017	181	47	562	219
6049080	Disability Insurance	1,777.75	6	1	127	8	2	24	9
6049090	Other Emp Pens & Benefits	1,174.58	6	1	84	5	1	16	6
4081201	FICA Expense	143,638.17	6	96	10,293	619	161	1,919	745
4091060	SUTA-IL	26,622.42	6	18	1,908	115	30	356	138
4091050	FUTA	3,867.44	6	3	277	17	4	52	20
Total		1,340,425.94		930	96,263	5,766	1,446	17,135	6,861

SE.60A**Distribution of Salaries & Benefits****3/31/07**

Account Number	Account Name	Co. - 02 Balance	Dist Code	107-0691 Pennbrooke	108-0692 Hutchinson Island	109-0699 Sandy Creek	120-0920 North Topsail	121-0925 Carolina Pines	122-0922 Bradfield Farms
6019000	Salaries - Systems Project	79,687.56	1	724	102	98	981	112	560
6019001	Salaries - Accounting/Finance	246,791.19	1	2,242	316	304	3,038	346	1,734
6019002	Salaries - Admin	75,402.00	1	685	97	93	928	106	530
6019003	Salaries - Executive	217,695.72	1	1,978	279	268	2,679	305	1,530
6019004	Salaries - Payroll	90,648.82	1	824	116	112	1,116	127	637
6019005	Salaries - IT	-	1	-	-	-	-	-	-
6019006	Salaries - Ops Leadership	84,765.97	1	770	109	104	1,043	119	596
6019007	Salaries - Regulatory	198,589.49	1	1,804	255	244	2,444	278	1,395
6019008	Salaries - Customer Service	6,250.00	1	57	8	8	77	9	44
6019030	Salaries - Cap Admin	-	-	-	-	-	-	-	-
6049000	Employee Pensions & Benefits	-	6	-	-	-	-	-	-
6049010	Health Ins. Reimb	78,717.73	6	702	101	98	982	120	546
6049011	Employee Ins. Deductions	(22,991.43)	6	(205)	(29)	(29)	(287)	(35)	(159)
6049012	Health Costs & Other	2,700.49	6	24	3	3	34	4	19
6049015	Dental Ins. Reimbursements	7,895.60	6	70	10	10	98	12	55
6049020	Pension Contributions	31,505.00	6	281	40	39	393	48	218
6049050	Health Ins. Premiums	19,156.37	6	171	25	24	239	29	133
6049055	Dental Premiums	1,039.65	6	9	1	1	13	2	7
6049060	Term Life Ins.	3,390.42	6	30	4	4	42	5	23
6049065	Term Life Ins. - OPT	-	6	-	-	-	-	-	-
6049066	Depend Life Ins.- OPT & AFLAC	-	6	-	-	-	-	-	-
6049067	AFLAC	-	6	-	-	-	-	-	-
6049070	401(k) Contributions	42,101.00	6	376	54	52	525	64	292
6049080	Disability Insurance	1,777.75	6	16	2	2	22	3	12
6049090	Other Emp Pens & Benefits	1,174.58	6	10	2	1	15	2	8
4081201	FICA Expense	143,638.17	6	1,281	184	178	1,791	218	995
4091060	SUTA-IL	26,622.42	6	237	34	33	332	40	184
4091050	FUTA	3,867.44	6	34	5	5	48	6	27
Total		1,340,425.94		12,120	1,718	1,652	16,553	1,920	9,386

SE.60A

Distribution of Salaries & Benefits

3/31/07

Account Number	Account Name	Co. - 02 Balance	Dist Code	123-0923	133-0123	135-0935	140-0140	150-0150	151-0151
				Nero	Sky Ranch	Bermuda	Central Nevada	WSC of Indiana	Indiana Water Service
6019000	Salaries - Systems Project	79,687.56	1	65	201	3,040	3,232	104	321
6019001	Salaries - Accounting/Finance	246,791.19	1	203	623	9,414	10,011	323	993
6019002	Salaries - Admin	75,402.00	1	62	190	2,876	3,059	99	303
9019003	Salaries - Executive	217,695.72	1	179	549	8,304	8,830	285	876
6019004	Salaries - Payroll	90,648.82	1	74	229	3,458	3,677	119	365
6019005	Salaries - IT	-	1	-	-	-	-	-	-
6019006	Salaries - Ops Leadership	84,765.97	1	70	214	3,233	3,438	111	341
6019007	Salaries - Regulatory	198,589.49	1	163	501	7,575	8,055	260	799
6019008	Salaries - Customer Service	6,250.00	1	5	16	238	254	8	25
6019030	Salaries - Cap Admin	-	-	-	-	-	-	-	-
6049000	Employee Pensions & Benefits	-	6	-	-	-	-	-	-
6049010	Health Ins. Reimb	78,717.73	6	65	207	3,066	3,141	107	338
6049011	Employee Ins. Deductions	(22,991.43)	6	(19)	(60)	(896)	(917)	(31)	(99)
6049012	Health Costs & Other	2,700.49	6	2	7	105	108	4	12
6049015	Dental Ins. Reimbursements	7,895.60	6	7	21	308	315	11	34
6049020	Pension Contributions	31,505.00	6	26	83	1,227	1,257	43	135
6049050	Health Ins. Premiums	19,156.37	6	16	50	746	764	26	82
6049055	Dental Premiums	1,039.65	6	1	3	40	41	1	4
6049060	Term Life Ins.	3,390.42	6	3	9	132	135	5	15
6049065	Term Life Ins. - OPT	-	6	-	-	-	-	-	-
6049066	Depend Life Ins.- OPT & AFLAC	-	6	-	-	-	-	-	-
6049067	AFLAC	-	6	-	-	-	-	-	-
6049070	401(k) Contributions	42,101.00	6	35	111	1,640	1,680	57	181
6049080	Disability Insurance	1,777.75	6	1	5	69	71	2	8
6049090	Other Emp Pens & Benefits	1,174.58	6	1	3	46	47	2	5
4081201	FICA Expense	143,638.17	6	119	378	5,595	5,731	195	616
4091060	SUTA-IL	26,622.42	6	22	70	1,037	1,062	36	114
4091050	FUTA	3,867.44	6	3	10	151	154	5	17
Total		<u>1,340,425.94</u>		<u>1,103</u>	<u>3,420</u>	<u>51,404</u>	<u>54,145</u>	<u>1,772</u>	<u>5,485</u>

SE.60A**Distribution of Salaries & Benefits****3/31/07**

Account Number	Account Name	Co. - 02 Balance	Dist Code	
6019000	Salaries - Systems Project	79,687.56	1	-
6019001	Salaries - Accounting/Finance	246,791.19	1	-
6019002	Salaries - Admin	75,402.00	1	-
9019003	Salaries - Executive	217,695.72	1	-
6019004	Salaries - Payroll	90,648.82	1	-
6019005	Salaries - IT	-	1	-
6019006	Salaries - Ops Leadership	84,765.97	1	-
6019007	Salaries - Regulatory	198,589.49	1	-
6019008	Salaries - Customer Service	6,250.00	1	-
6019030	Salaries - Cap Admin	-		
6049000	Employee Pensions & Benefits	-	6	-
6049010	Health Ins. Reimb	78,717.73	6	-
6049011	Employee Ins. Deductions	(22,991.43)	6	-
6049012	Health Costs & Other	2,700.49	6	-
6049015	Dental Ins. Reimbursements	7,895.60	6	-
6049020	Pension Contributions	31,505.00	6	-
6049050	Health Ins. Premiums	19,156.37	6	-
6049055	Dental Premiums	1,039.65	6	-
6049060	Term Life Ins.	3,390.42	6	-
6049065	Term Life Ins. - OPT	-	6	-
6049066	Depend Life Ins.- OPT & AFLAC	-	6	-
6049067	AFLAC	-	6	-
6049070	401(k) Contributions	42,101.00	6	-
6049080	Disability Insurance	1,777.75	6	-
6049090	Other Emp Pens & Benefits	1,174.58	6	-
4081201	FICA Expense	143,638.17	6	-
4091060	SUTA-IL	26,622.42	6	-
4091050	FUTA	3,867.44	6	-
Total		<u>1,340,425.94</u>		<u>0.00</u>

WATER SERVICE CORPORATION

SE.90

Distribution of Expenses Between Company's

DISTRIBUTION OF EXPENSES BETWEEN OPERATING COMPANIES
 Calculation of Customer Equivalent Percentages
 3/31/07

3/7/2008
 10:25 AM

	Allocation of NC Offices		Allocation of SC Offices		Allocation of Florida Office		Allocation of Maryland Office		Allocation of Nevada Office		Allocation of Louisiana Office and Auto		Allocation of SC Auto		Allocation of Florida Auto		Allocation of Maryland Auto	
	C.E.	%	C.E.	%	C.E.	%	C.E.	%	C.E.	%	C.E.	%	C.E.	%	C.E.	%	C.E.	%
NORTH CAROLINA																		
CNC	29,718	61.38%																
Carolina Trace	2,113	4.36%																
Transylvania	2,072	4.28%																
CWS Systems	8,969	18.53%																
Elk River	335	0.69%																
North Topsail	2,820	5.82%																
Caroline Pines	321	0.66%																
Bradfield Farms	1,610	3.33%																
Nero	188	0.39%																
SOUTH CAROLINA																		
CWS			13,779	57.93%														
Southland			173	0.73%														
United Utilities			1,171	4.92%														
Toga Coy			2,618	0.1101														
Utilities Services of SC			6,046	25.42%														
VIRGINIA																		
Colchester								169	1.32%									
Hausamutten								3,637	28.44%									
FLORIDA																		
Tierre Verda					1,206	1.78%												
Mid-County					3,353	4.94%												
Lake Placid					240	0.35%												
Lake Utilities					9,912	14.60%												
Utilities, Inc. of Florida					8,123	11.96%												
Miles Grant					1,642	2.42%												
Eastlake					909	1.34%												
Pebble Creek					2,211	3.26%												
Alafaya					7,319	10.78%												
Utilities, Inc. of Longwood					1,806	2.66%												
Hedgefield Utilities, Inc.					2,313	3.41%												
Cypress Lakes					1,773	2.61%												
Eagle Ridge					2,532	3.73%												
Santando					16,463	24.25%												
Sandalhaven					985	1.45%												
Wayside					244	0.36%												
Southgate					2,883	4.25%												
Sandy Creek					282	0.42%												
Labrador					1,167	1.72%												
Pennbrooke					2,082	3.07%												
Hutchinson Island					294	0.43%												
Hutchinson Island Irrigation					161	0.24%												
TENNESSEE																		
Tennessee Water Service	269	0.56%																
MARYLAND																		
Utilities, Inc. of Maryland								0	0.00%									
Green Ridge Utilities								929	7.26%									
Maryland Water Service								1,092	8.54%									
Provinces								1,507	11.78%									
PENNSYLVANIA																		
Utilities, Inc. of Pennsylvania								2,159	16.88%									
Penn Estates								2,551	19.95%									
Westgate								746	5.83%									
NEVADA																		
Utilities, Inc. of Nevada										3,175	18.59%							
Spring Creek										4,030	23.60%							
Sky Ranch										578	3.39%							
Utilities, Inc. of Central Nevada										9,292	54.42%							
LOUISIANA																		
Louisiana Water Service												7,523	50.35%					
UI of Louisiana												7,418	49.65%					
	<u>48,415</u>	<u>100.0%</u>	<u>23,787</u>	<u>100.0%</u>	<u>67,900</u>	<u>100.0%</u>	<u>12,790</u>	<u>100.0%</u>	<u>17,075</u>	<u>100.0%</u>	<u>14,941</u>	<u>100.0%</u>	<u>0</u>	<u>0.0%</u>	<u>0</u>	<u>0.0%</u>	<u>0</u>	<u>0.0%</u>

DISTRIBUTION OF EXPENSES BETWEEN OPERATING COMPANIES
 Calculation of Customer Equivalent Percentages
 3/31/07

3/7/2008
 10:25 AM

(Eddie Baldwin)

	Western Regional Office			Whispering Pines Office			Sumner Mountain Office		
	Sub	C.E.	%	Sub	C.E.	%	Sub	C.E.	%
NOT UPDATED	501	2,024		509	1,033		501	2,024	
	505	245		510	730		505	245	
	506	78		513	98		506	78	
	514	545		515	235		514	545	
	519	708		517	45		519	708	
	527	455		523	228		527	455	
	528	185		524	386		528	185	
	530	33		525	115		530	33	
	532	139		529	713		532	139	
	533	45		531	101		533	45	
	535	238		534	0		535	238	
	536	253		541	393		536	253	
	537	345		542	417		537	345	
	572	217		547	163		572	217	
	579	92		573	690		579	92	
	856	33		595	1,205		856	33	
	873	228		851	184		873	228	
				857	226				
				862	449				
				863	0				
				867	721				
				869	470				
				870	31				
				872	27				
				874	77				
Total CNC		<u>5,863</u>	47.74%		<u>8,737</u>	65.33%		<u>5,863</u>	47.74%
	801	1,390		810	102		801	1,390	
	802	2,201		812	54		802	2,201	
	808	139		813	24		808	139	
				814	44				
				815	115				
				816	46				
				817	87				
				818	47				
				819	1,184				
				820	97				
				821	33				
				823	0				
				824	295				
				825	45				
				826	30				
Total CYS Systems		<u>3,730</u>	30.37%		<u>2,203</u>	16.47%		<u>3,730</u>	30.37%
Other:									
Transylvania	905	2,072	16.87%				905	2,072	16.87%
Tennessee	651	280	2.28%				651	280	2.28%
Carolina Traco				900	2,113	15.80%			
Carolina Pinos				925	321	2.40%			
Elk River	830	335	2.73%				830	335	2.73%
Total C.E.		<u>12,280</u>	100.0%		<u>13,374</u>	100.0%		<u>12,280</u>	100.0%

Distribution of North Carolina Office Expenses
 SE 90-CNC
 3/31/07

3/7/2008
 10:28 AM

	CNC-T/B		CWS SYSTEMS			TENNESSEE					
	Sub	Amount	%	Account	Amount	%	Account	Amount			
INDIRECT EXPENSES:											
CHARLOTTE OFFICE:											
TEMP. EMPLOY. - CLERICAL	0526	6369003	9,292.31	18.53%	0800	6369003	1,722.00	0.56%	0651	6369003	52.00
COMPUTER MAINT	0526	6369007	140.00	18.53%	0800	6369007	26.00	0.56%	0651	6369007	1.00
COMPUTER SUPPLIES	0526	6759003	477.36	18.53%	0800	6759003	88.00	0.56%	0651	6759003	3.00
RENT - TYVOLA	0526	7418013	20,857.50	18.53%	0800	7418013	3,865.00	0.56%	0651	7418013	117.00
PUBL SUBSCRIPTIONS & TAPES	0526	6759001	171.60	18.53%	0800	6759001	32.00	0.56%	0651	6759001	1.00
ANSWERING SERV	0526	6759002	1,256.45	18.53%	0800	6759002	233.00	0.56%	0651	6759002	7.00
PRINTING & BLUEPRINTS	0526	6759004	354.79	18.53%	0800	6759004	66.00	0.56%	0651	6759004	2.00
UPS & AIR FREIGHT	0526	6759006	1,661.95	18.53%	0800	6759006	308.00	0.56%	0651	6759006	9.00
XEROX	0526	6759008	3,463.38	18.53%	0800	6759008	642.00	0.56%	0651	6759008	19.00
OFF SUPPLY STORES	0526	6759009	721.41	18.53%	0800	6759009	134.00	0.56%	0651	6759009	4.00
REIM OF OFFICE EMP. EXP.	0526	6759010	256.33	18.53%	0800	6759010	47.00	0.56%	0651	6759010	1.00
MEMBERSHIPS	0526	6759014	310.00	18.53%	0800	6759014	57.00	0.56%	0651	6759014	2.00
OTHER OFFICE EXPENSES	0526	6759090	1,935.11	18.53%	0800	6759090	359.00	0.56%	0651	6759090	11.00
POSTAGE	0526	6759005	0.00	18.53%	0800	6759005	0.00	0.56%	0651	6759005	0.00
OFFICE TELEPHONE	0526	6759110	4,682.73	18.53%	0800	6759110	868.00	0.56%	0651	6759110	26.00
OPERATIONS TELEPHONES	0526	6759135	0.00	18.53%	0800	6759135	0.00	0.56%	0651	6759135	0.00
OFFICE FAX MACHINE PHONE LINE	0526	6759160	98.67	18.53%	0800	6759160	18.00	0.56%	0651	6759160	1.00
OFFICE CLEANING SERVICE	0526	6759210	130.36	18.53%	0800	6759210	24.00	0.56%	0651	6759210	1.00
OTHER OFFICE MAINT.	0526	6759290	819.19	18.53%	0800	6759290	152.00	0.56%	0651	6759290	5.00
OFFICE EDUCATION/TRAINING EXP.	0526	7048055	364.22	18.53%	0800	7048055	67.00	0.56%	0651	7048055	2.00
MEALS & RELATED EXPENSES	0526	7758370	181.12	18.53%	0800	7758370	34.00	0.56%	0651	7758370	1.00
BANK SERVICE CHARGES	0526	7758380	7,883.40	18.53%	0800	7758380	1,461.00	0.56%	0651	7758380	44.00
MISCELLANEOUS	0526	7758390	3,001.22	18.53%	0800	7758390	556.00	0.56%	0651	7758390	17.00
DEPRECIATION - WATER PLANT	0526	4032010	3,418.70	18.53%	0800	4032010	633.00	0.56%	0651	4032010	19.00
DEPRECIATION - COMPUTER	0526	4032098	5,915.68	18.53%	0800	4032098	1,096.00	0.56%	0651	4032098	33.00
TOTAL INDIRECT EXPENSES		2334002	67,393.48		0800	2334002	(12,488.00)		0651	2334002	(378.00)
CNC - PARENT:											
RENT - OTHERS	0500	6419090	4,512.00	18.53%	0800	6419090	836.00	0.56%	0651	6419090	25.00
BANK SERVICE CHARGES	0500	7758380		18.53%	0800	7758380	0.00	0.56%	0651	7758380	0.00
COMMUNICATION EXPENSES	0500	6759405	24,001.86	18.53%	0800	6759405	4,448.00	0.56%	0651	6759405	134.00
TOTAL INDIRECT EXPENSES		2334002	28,513.86		0800	2334002	(5,284.00)		0651	2334002	(159.00)
WESTERN REGIONAL OFFICE:											
RENT - SIGMAN	0886	6419030		30.37%	0800	6419030	0.00	2.28%	0651	6419030	0.00
OPERATIONS TELEPHONE	0886	6759135		30.37%	0800	6759135	0.00	2.28%	0651	6759135	0.00
OPERATIONS TELEPHONE - LD	0886	6419036		30.37%	0800	6419036	0.00	2.28%	0651	6419036	0.00
OFFICE FAX MACH. PHONE LINE	0886	6759160		30.37%	0800	6759160	0.00	2.28%	0651	6759160	0.00
OPERATORS - POSTAGE	0886	6759413		30.37%	0800	6759413	0.00	2.28%	0651	6759413	0.00
DEPRECIATION - WATER PLANT	0886	4032010	28.71	30.37%	0800	4032010	9.00	2.28%	0651	4032010	1.00
TOTAL INDIRECT EXPENSES		2334002	28.71		0800	2334002	(9.00)		0651	2334002	(1.00)

Distribution of North Carolina Office Expenses
 SE 90-CNC
 3/31/07

3/7/2008
 10:28 AM

INDIRECT EXPENSES:	CNC-T/B		CWS SYSTEMS				TENNESSEE				
	Sub	Amount	%	Account	Amount	%	Account	Amount			
WHISPERING PINES OFFICE:											
UNCOLLECTIBLE ACCOUNTS	0888	6708000	16.47%	0800	6708000	0.00	0.00%	0651	6708000	0.00	
TEMP. EMPLOYMENT - CLERICAL	0888	6369003	9,585.00	16.47%	0800	6369003	1,579.00	0.00%	0651	6369003	0.00
PUBL SUBSCRIPTIONS & TAPES	0888	6759001		16.47%	0800	6759001	0.00	0.00%	0651	6759001	0.00
ANSWERING SERV	0888	6759002	950.33	16.47%	0800	6759002	157.00	0.00%	0651	6759002	0.00
PRINTING & BLUEPRINTS	0888	6759004		16.47%	0800	6759004	0.00	0.00%	0651	6759004	0.00
POSTAGE	0888	6759005	782.33	16.47%	0800	6759005	129.00	0.00%	0651	6759005	0.00
UPS & AIR FREIGHT	0888	6759006	402.42	16.47%	0800	6759006	66.00	0.00%	0651	6759006	0.00
PRINTING CUSTOMER SERVICE	0888	6759007		16.47%	0800	6759007	0.00	0.00%	0651	6759007	0.00
XEROX	0888	6759008	1,828.47	16.47%	0800	6759008	301.00	0.00%	0651	6759008	0.00
OFF SUPPLY STORES	0888	6759009	241.46	16.47%	0800	6759009	40.00	0.00%	0651	6759009	0.00
REIM OF OFFICE EMP. EXP.	0888	6759010	691.13	16.47%	0800	6759010	114.00	0.00%	0651	6759010	0.00
CLEANING SUPPLIES	0888	6759013	108.40	16.47%	0800	6759013	18.00	0.00%	0651	6759013	0.00
PETTY CASH - OFFICE	0888	6759015		16.47%	0800	6759015	356.00	0.00%	0651	6759015	0.00
OTHER OFFICE EXPENSES	0888	6759090	2,163.39	16.47%	0800	6759090	251.00	0.00%	0651	6759090	0.00
OFFICE TELEPHONE	0888	6759110	1,523.11	16.47%	0800	6759110	251.00	0.00%	0651	6759110	0.00
OFFICE COMP PHONE LINE	0888	6759115		16.47%	0800	6759115	0.00	0.00%	0651	6759115	0.00
OFFICE ELECTRIC	0888	6759120	654.83	16.47%	0800	6759120	108.00	0.00%	0651	6759120	0.00
OFFICE FAX PHONE LINE	0888	6759160	142.09	16.47%	0800	6759160	23.00	0.00%	0651	6759160	0.00
OFFICE CLEANING SERVICE	0888	6759210	845.00	16.47%	0800	6759210	139.00	0.00%	0651	6759210	0.00
LANDSCAPING, MOWING, SNOWPLOWIN	0888	6759220		16.47%	0800	6759220	0.00	0.00%	0651	6759220	0.00
OTHER OFFICE MAINT.	0888	6759290		16.47%	0800	6759290	0.00	0.00%	0651	6759290	0.00
COMMUNICATION EXP	0888	6509110	(509.10)	16.47%	0800	6509110	(84.00)	0.00%	0651	6509110	0.00
OFFICE EDUCATION/TRAIN. EXP.	0888	7048055		16.47%	0800	7048055	0.00	0.00%	0651	7048055	0.00
MISCELLANEOUS	0888	7758390		16.47%	0800	7758390	0.00	0.00%	0651	7758390	0.00
DEPRECIATION - WATER PLANT	0888	4032010	358.17	16.47%	0800	4032010	59.00	0.00%	0651	4032010	0.00
TOTAL INDIRECT EXPENSES		2334002	19,767.03		0800	2334002	(3,507.00)		0651	2334002	0.00
SUGAR MOUNTAIN OFFICE:											
ANSWERING SERV	0887	6759002	930.96	30.37%	0800	6759002	283.00	2.28%	0651	6759002	21.00
PRINTING & BLUEPRINTS	0887	6759004		30.37%	0800	6759004	0.00	2.28%	0651	6759004	0.00
POSTAGE	0887	6759005	466.61	30.37%	0800	6759005	142.00	2.28%	0651	6759005	11.00
UPS & AIR FREIGHT	0887	6759006		30.37%	0800	6759006	0.00	2.28%	0651	6759006	0.00
XEROX	0887	6759008	109.79	30.37%	0800	6759008	33.00	2.28%	0651	6759008	3.00
OFF SUPPLY STORE	0887	6759009		30.37%	0800	6759009	0.00	2.28%	0651	6759009	0.00
REIM OF OFF EMP EXP	0887	6759010	427.15	30.37%	0800	6759010	130.00	2.28%	0651	6759010	10.00
CLEANING SUPPLIES	0887	6759013		30.37%	0800	6759013	0.00	2.28%	0651	6759013	0.00
OTHER OFFICE EXPENSES	0887	6759090	191.74	30.37%	0800	6759090	58.00	2.28%	0651	6759090	4.00
OFFICE TELEPHONE	0887	6759110	2,070.36	30.37%	0800	6759110	629.00	2.28%	0651	6759110	47.00
OFFICE FAX PHONE LINE	0887	6759160	142.60	30.37%	0800	6759160	43.00	2.28%	0651	6759160	3.00
OFFICE CLEANING SERVICE	0887	6759210	845.00	30.37%	0800	6759210	257.00	2.28%	0651	6759210	19.00
OTHER OFFICE MAINT	0887	6759290	406.79	30.37%	0800	6759290	124.00	2.28%	0651	6759290	9.00
DEPRECIATION - WATER PLANT	0887	4032010	107.97	30.37%	0800	4032010	33.00	2.28%	0651	4032010	2.00
REAL ESTATE TAX	0887	4081121		30.37%	0800	4081121	0.00	2.28%	0651	4081121	0.00
TOTAL INDIRECT EXPENSES		2334002	5,698.97		0800	2334002	(1,732.00)		0651	2334002	(129.00)
TOTAL COST CENTERS			121,402.05				(23,020.00)				(667.00)

(3,464.00)

A Less Advance expenses already allocated.
 B Less Cable & Wireless expenses already allocated.

Distribution of North Carolina Office Expenses
 SE 90-CNC
 3/31/07

3/7/2008
 10:28 AM

	CNC-T/B		CAROLINA TRACE			TRANSLYVANIA			TEGA CAY						
	Sub	Amount	%	Account	Amount	%	Account	Amount	%	Account	Amount				
INDIRECT EXPENSES:															
CHARLOTTE OFFICE:															
TEMP. EMPLOY. - CLERICAL	0526	6368003	9,292.31	4.36%	0900	6369003	405.00	4.28%	0905	6369003	398.00	0.00%	0485	6369003	0.00
COMPUTER MAINT	0526	6369007	140.00	4.36%	0900	6369007	6.00	4.28%	0905	6369007	6.00	0.00%	0485	6369007	0.00
COMPUTER SUPPLIES	0526	6759003	477.36	4.36%	0900	6759003	21.00	4.28%	0905	6759003	20.00	0.00%	0485	6759003	0.00
RENT - TYVOLA	0526	7418013	20,857.50	4.36%	0900	7418013	909.00	4.28%	0905	7418013	893.00	0.00%	0485	7418013	0.00
PUBL SUBSCRIPTIONS & TAPES	0526	6759001	171.60	4.36%	0900	6759001	7.00	4.28%	0905	6759001	7.00	0.00%	0485	6759001	0.00
ANSWERING SERV	0526	6759002	1,256.45	4.36%	0900	6759002	55.00	4.28%	0905	6759002	54.00	0.00%	0485	6759002	0.00
PRINTING & BLUEPRINTS	0526	6759004	354.79	4.36%	0900	6759004	15.00	4.28%	0905	6759004	15.00	0.00%	0485	6759004	0.00
UPS & AIR FREIGHT	0526	6759006	1,661.95	4.36%	0900	6759006	72.00	4.28%	0905	6759006	71.00	0.00%	0485	6759006	0.00
XEROX	0526	6759008	3,463.38	4.36%	0900	6759008	151.00	4.28%	0905	6759008	148.00	0.00%	0485	6759008	0.00
OFF SUPPLY STORES	0526	6759009	721.41	4.36%	0900	6759009	31.00	4.28%	0905	6759009	31.00	0.00%	0485	6759009	0.00
REIM OF OFFICE EMP. EXP.	0526	6759010	256.33	4.36%	0900	6759010	11.00	4.28%	0905	6759010	11.00	0.00%	0485	6759010	0.00
MEMBERSHIPS	0526	6759014	310.00	4.36%	0900	6759014	14.00	4.28%	0905	6759014	13.00	0.00%	0485	6759014	0.00
OTHER OFFICE EXPENSES	0526	6759090	1,935.11	4.36%	0900	6759090	84.00	4.28%	0905	6759090	83.00	0.00%	0485	6759090	0.00
POSTAGE	0526	6759005	0.00	4.36%	0900	6759005	0.00	4.28%	0905	6759005	0.00	0.00%	0485	6759005	0.00
OFFICE TELEPHONE	0526	6759110	4,682.73	4.36%	0900	6759110	204.00	4.28%	0905	6759110	200.00	0.00%	0485	6759110	0.00
OPERATIONS TELEPHONES	0526	6759135	0.00	4.36%	0900	6759135	0.00	4.28%	0905	6759135	0.00	0.00%	0485	6759135	0.00
OFFICE FAX MACHINE PHONE LINE	0526	6759160	98.67	4.36%	0900	6759160	4.00	4.28%	0905	6759160	4.00	0.00%	0485	6759160	0.00
OFFICE CLEANING SERVICE	0526	6759210	130.36	4.36%	0900	6759210	6.00	4.28%	0905	6759210	6.00	0.00%	0485	6759210	0.00
OTHER OFFICE MAINT.	0526	6759290	819.19	4.36%	0900	6759290	36.00	4.28%	0905	6759290	35.00	0.00%	0485	6759290	0.00
OFFICE EDUCATION/TRAINING EXP.	0526	7048055	354.22	4.36%	0900	7048055	16.00	4.28%	0905	7048055	16.00	0.00%	0485	7048055	0.00
MEALS & RELATED EXPENSES	0526	7758370	181.12	4.36%	0900	7758370	8.00	4.28%	0905	7758370	8.00	0.00%	0485	7758370	0.00
BANK SERVICE CHARGES	0526	7758380	7,883.40	4.36%	0900	7758380	344.00	4.28%	0905	7758380	337.00	0.00%	0485	7758380	0.00
MISCELLANEOUS	0526	7758390	3,001.22	4.36%	0900	7758390	131.00	4.28%	0905	7758390	128.00	0.00%	0485	7758390	0.00
DEPRECIATION - WATER PLANT	0526	4032010	3,418.70	4.36%	0900	4032010	149.00	4.28%	0905	4032010	146.00	0.00%	0485	4032010	0.00
DEPRECIATION - COMPUTER	0526	4032098	5,915.68	4.36%	0900	4032098	258.00	4.28%	0905	4032098	253.00	0.00%	0485	4032098	0.00
TOTAL INDIRECT EXPENSES		2334002	<u>67,393.48</u>		0900	2334002	<u>(2,937.00)</u>		0905	2334002	<u>(2,883.00)</u>		0485	2334002	<u>0.00</u>
CNC - PARENT:															
RENT - OTHERS	0500	6419090	4,512.00	4.36%	0900	6419090	197.00	4.28%	0905	6419090	193.00	0.00%	0485	6419090	0.00
BANK SERVICE CHARGES	0500	7758380		4.36%	0900	7758380	0.00	4.28%	0905	7758380	0.00	0.00%	0485	7758380	0.00
COMMUNICATION EXPENSES	0500	6759405	24,001.86	4.36%	0900	6759405	1,046.00	4.28%	0905	6759405	1,027.00	0.00%	0485	6759405	0.00
TOTAL INDIRECT EXPENSES		2334002	<u>28,513.86</u>		0900	2334002	<u>(1,243.00)</u>		0905	2334002	<u>(1,220.00)</u>		0485	2334002	<u>0.00</u>
WESTERN REGIONAL OFFICE:															
RENT - SIGMAN	0886	6419030		0.00%	0900	6419030	0.00	16.87%	0905	6419030	0.00	0.00%	0485	6419030	0.00
OPERATIONS TELEPHONE	0886	6759135		0.00%	0900	6759135	0.00	16.87%	0905	6759135	0.00	0.00%	0485	6759135	0.00
OPERATIONS TELEPHONE - LD	0886	6419036		0.00%	0900	6419036	0.00	16.87%	0905	6419036	0.00	0.00%	0485	6419036	0.00
OFFICE FAX MACH. PHONE LINE	0886	6759160		0.00%	0900	6759160	0.00	16.87%	0905	6759160	0.00	0.00%	0485	6759160	0.00
OPERATORS - POSTAGE	0886	6759413		0.00%	0900	6759413	0.00	16.87%	0905	6759413	0.00	0.00%	0485	6759413	0.00
DEPRECIATION - WATER PLANT	0886	4032010	28.71	0.00%	0900	4032010	0.00	16.87%	0905	4032010	5.00	0.00%	0485	4032010	0.00
TOTAL INDIRECT EXPENSES		2334002	<u>28.71</u>		0900	2334002	<u>0.00</u>		0905	2334002	<u>(5.00)</u>		0485	2334002	<u>0.00</u>

Distribution of North Carolina Office Expenses
 SE 90-CNC
 3/31/07

3/7/2008
 10:28 AM

INDIRECT EXPENSES:	CNC-T/B		CAROLINA TRACE			TRANSLYVANIA			TEGA CAY						
	Sub	Amount	%	Account	Amount	%	Account	Amount	%	Account	Amount				
WHISPERING PINES OFFICE:															
UNCOLLECTIBLE ACCOUNTS	0888	6708000	15.80%	0900	6708000	0.00	0.00%	0905	6708000	0.00	0.00%	0485	6708000	0.00	
TEMP. EMPLOYMENT - CLERICAL	0888	6369003	9,585.00	15.80%	0900	6369003	1,514.00	0.00%	0905	6369003	0.00	0.00%	0485	6369003	0.00
PUBL SUBSCRIPTIONS & TAPES	0888	6759001		15.80%	0900	6759001	0.00	0.00%	0905	6759001	0.00	0.00%	0485	6759001	0.00
ANSWERING SERV	0888	6759002	950.33	15.80%	0900	6759002	150.00	0.00%	0905	6759002	0.00	0.00%	0485	6759002	0.00
PRINTING & BLUEPRINTS	0888	6759004		15.80%	0900	6759004	0.00	0.00%	0905	6759004	0.00	0.00%	0485	6759004	0.00
POSTAGE	0888	6759005	782.33	15.80%	0900	6759005	124.00	0.00%	0905	6759005	0.00	0.00%	0485	6759005	0.00
UPS & AIR FREIGHT	0888	6759006	402.62	15.80%	0900	6759006	64.00	0.00%	0905	6759006	0.00	0.00%	0485	6759006	0.00
PRINTING CUSTOMER SERVICE	0888	6759007		15.80%	0900	6759007	0.00	0.00%	0905	6759007	0.00	0.00%	0485	6759007	0.00
XEROX	0888	6759008	1,828.47	15.80%	0900	6759008	289.00	0.00%	0905	6759008	0.00	0.00%	0485	6759008	0.00
OFF SUPPLY STORES	0888	6759009	241.46	15.80%	0900	6759009	38.00	0.00%	0905	6759009	0.00	0.00%	0485	6759009	0.00
REIM OF OFFICE EMP. EXP.	0888	6759010	691.13	15.80%	0900	6759010	109.00	0.00%	0905	6759010	0.00	0.00%	0485	6759010	0.00
CLEANING SUPPLIES	0888	6759013	108.40	15.80%	0900	6759013	17.00	0.00%	0905	6759013	0.00	0.00%	0485	6759013	0.00
PETTY CASH - OFFICE	0888	6759015		15.80%	0900	6759015	342.00	0.00%	0905	6759015	0.00	0.00%	0485	6759015	0.00
OTHER OFFICE EXPENSES	0888	6759090	2,163.39	15.80%	0900	6759090	241.00	0.00%	0905	6759090	0.00	0.00%	0485	6759090	0.00
OFFICE TELEPHONE	0888	6759110	1,523.11	15.80%	0900	6759110	241.00	0.00%	0905	6759110	0.00	0.00%	0485	6759110	0.00
OFFICE COMP PHONE LINE	0888	6759115		15.80%	0900	6759115	0.00	0.00%	0905	6759115	0.00	0.00%	0485	6759115	0.00
OFFICE ELECTRIC	0888	6759120	654.83	15.80%	0900	6759120	103.00	0.00%	0905	6759120	0.00	0.00%	0485	6759120	0.00
OFFICE FAX PHONE LINE	0888	6759160	142.09	15.80%	0900	6759160	22.00	0.00%	0905	6759160	0.00	0.00%	0485	6759160	0.00
OFFICE CLEANING SERVICE	0888	6759210	845.00	15.80%	0900	6759210	134.00	0.00%	0905	6759210	0.00	0.00%	0485	6759210	0.00
LANDSCAPING, MOWING, SNOWBLOWIN	0888	6759220		15.80%	0900	6759220	0.00	0.00%	0905	6759220	0.00	0.00%	0485	6759220	0.00
OTHER OFFICE MAINT.	0888	6759290		15.80%	0900	6759290	0.00	0.00%	0905	6759290	0.00	0.00%	0485	6759290	0.00
COMMUNICATION EXP	0888	6509110	(509.10)	15.80%	0900	6509110	(80.00)	0.00%	0905	6509110	0.00	0.00%	0485	6509110	0.00
OFFICE EDUCATION/TRAIN. EXP.	0888	7048055		15.80%	0900	7048055	0.00	0.00%	0905	7048055	0.00	0.00%	0485	7048055	0.00
MISCELLANEOUS	0888	7758390		15.80%	0900	7758390	0.00	0.00%	0905	7758390	0.00	0.00%	0485	7758390	0.00
DEPRECIATION - WATER PLANT	0888	4032010	358.17	15.80%	0900	4032010	57.00	0.00%	0905	4032010	0.00	0.00%	0485	4032010	0.00
TOTAL INDIRECT EXPENSES		2334002	19,767.03		0900	2334002	(3,365.00)		0905	2334002	0.00		0485	2334002	0.00
SUGAR MOUNTAIN OFFICE:															
ANSWERING SERV	0887	6759002	930.96	0.00%	0900	6759002	0.00	16.87%	0905	6759002	157.00	0.00%	0485	6759002	0.00
PRINTING & BLUEPRINTS	0887	6759004		0.00%	0900	6759004	0.00	16.87%	0905	6759004	0.00	0.00%	0485	6759004	0.00
POSTAGE	0887	6759005	466.61	0.00%	0900	6759005	0.00	16.87%	0905	6759005	79.00	0.00%	0485	6759005	0.00
UPS & AIR FREIGHT	0887	6759006		0.00%	0900	6759006	0.00	16.87%	0905	6759006	0.00	0.00%	0485	6759006	0.00
XEROX	0887	6759008	109.79	0.00%	0900	6759008	0.00	16.87%	0905	6759008	19.00	0.00%	0485	6759008	0.00
OFF SUPPLY STORE	0887	6759009		0.00%	0900	6759009	0.00	16.87%	0905	6759009	0.00	0.00%	0485	6759009	0.00
REIM OF OFF EMP EXP	0887	6759010	427.15	0.00%	0900	6759010	0.00	16.87%	0905	6759010	72.00	0.00%	0485	6759010	0.00
CLEANING SUPPLIES	0887	6759013		0.00%	0900	6759013	0.00	16.87%	0905	6759013	0.00	0.00%	0485	6759013	0.00
OTHER OFFICE EXPENSES	0887	6759090	191.74	0.00%	0900	6759090	0.00	16.87%	0905	6759090	32.00	0.00%	0485	6759090	0.00
OFFICE TELEPHONE	0887	6759110	2,070.36	0.00%	0900	6759110	0.00	16.87%	0905	6759110	349.00	0.00%	0485	6759110	0.00
OFFICE FAX PHONE LINE	0887	6759160	142.60	0.00%	0900	6759160	0.00	16.87%	0905	6759160	24.00	0.00%	0485	6759160	0.00
OFFICE CLEANING SERVICE	0887	6759210	845.00	0.00%	0900	6759210	0.00	16.87%	0905	6759210	143.00	0.00%	0485	6759210	0.00
OTHER OFFICE MAINT	0887	6759290	406.79	0.00%	0900	6759290	0.00	16.87%	0905	6759290	69.00	0.00%	0485	6759290	0.00
DEPRECIATION - WATER PLANT	0887	4032010	107.97	0.00%	0900	4032010	0.00	16.87%	0905	4032010	18.00	0.00%	0485	4032010	0.00
REAL ESTATE TAX	0887	4081121		0.00%	0900	4081121	0.00	16.87%	0905	4081121	0.00	0.00%	0485	4081121	0.00
TOTAL INDIRECT EXPENSES		2334002	5,698.97		0900	2334002	0.00		0905	2334002	(962.00)		0485	2334002	0.00
TOTAL COST CENTERS			121,402.05				(7,545.00)				(5,070.00)				0.00

A Less Advance expenses already allocated.
 B Less Cable & Wireless expenses already allocated.

Distribution of North Carolina Office Expenses
SE 90-CNC
3/31/07

3/7/2008
10:28 AM

	CNC-T/B			MONTAGUE			NORTH TOPSAIL			CAROLINA PINES						
	Sub	Amount	%	Account	Amount	%	Account	Amount	%	Account	Amount					
INDIRECT EXPENSES:																
CHARLOTTE OFFICE:																
TEMP. EMPLOY. - CLERICAL	0526	6369003	9,292.31	0.00%	0270	6369003	0.00	5.82%	0920	6369003	541.00	0.66%	0925	6369003	61.00	
COMPUTER MAINT	0526	6369007	140.00	0.00%	0270	6369007	0.00	5.82%	0920	6369007	8.00	0.66%	0925	6369007	1.00	
COMPUTER SUPPLIES	0526	6759003	477.36	0.00%	0270	6759003	0.00	5.82%	0920	6759003	28.00	0.66%	0925	6759003	3.00	
RENT - TYVOLA	0526	7418013	20,857.50	0.00%	0270	7418013	0.00	5.82%	0920	7418013	1,214.00	0.66%	0925	7418013	138.00	
PUBL SUBSCRIPTIONS & TAPES	0526	6759001	171.60	0.00%	0270	6759001	0.00	5.82%	0920	6759001	10.00	0.66%	0925	6759001	1.00	
ANSWERING SERV	0526	6759002	1,256.45	0.00%	0270	6759002	0.00	5.82%	0920	6759002	73.00	0.66%	0925	6759002	8.00	
PRINTING & BLUEPRINTS	0526	6759004	354.79	0.00%	0270	6759004	0.00	5.82%	0920	6759004	21.00	0.66%	0925	6759004	2.00	
UPS & AIR FREIGHT	0526	6759006	1,661.95	0.00%	0270	6759006	0.00	5.82%	0920	6759006	97.00	0.66%	0925	6759006	11.00	
XEROX	0526	6759008	3,463.38	0.00%	0270	6759008	0.00	5.82%	0920	6759008	202.00	0.66%	0925	6759008	23.00	
OFF SUPPLY STORES	0526	6759009	721.41	0.00%	0270	6759009	0.00	5.82%	0920	6759009	42.00	0.66%	0925	6759009	5.00	
REIM OF OFFICE EMP. EXP.	0526	6759010	256.33	0.00%	0270	6759010	0.00	5.82%	0920	6759010	15.00	0.66%	0925	6759010	2.00	
MEMBERSHIPS	0526	6759014	310.00	0.00%	0270	6759014	0.00	5.82%	0920	6759014	18.00	0.66%	0925	6759014	2.00	
OTHER OFFICE EXPENSES	0526	6759090	1,935.11	0.00%	0270	6759090	0.00	5.82%	0920	6759090	113.00	0.66%	0925	6759090	13.00	
POSTAGE	0526	6759005	0.00	A	0.00%	0270	6759005	0.00	5.82%	0920	6759005	0.00	0.66%	0925	6759005	0.00
OFFICE TELEPHONE	0526	6759110	4,682.73	0.00%	0270	6759110	0.00	5.82%	0920	6759110	273.00	0.66%	0925	6759110	31.00	
OPERATIONS TELEPHONES	0526	6759135	0.00	B	0.00%	0270	6759135	0.00	5.82%	0920	6759135	0.00	0.66%	0925	6759135	0.00
OFFICE FAX MACHINE PHONE LINE	0526	6759160	98.67	0.00%	0270	6759160	0.00	5.82%	0920	6759160	6.00	0.66%	0925	6759160	1.00	
OFFICE CLEANING SERVICE	0526	6759210	130.36	0.00%	0270	6759210	0.00	5.82%	0920	6759210	8.00	0.66%	0925	6759210	1.00	
OTHER OFFICE MAINT.	0526	6759290	819.19	0.00%	0270	6759290	0.00	5.82%	0920	6759290	48.00	0.66%	0925	6759290	5.00	
OFFICE EDUCATION/TRAINING EXP.	0526	7048055	364.22	0.00%	0270	7048055	0.00	5.82%	0920	7048055	21.00	0.66%	0925	7048055	2.00	
MEALS & RELATED EXPENSES	0526	7758370	181.12	0.00%	0270	7758370	0.00	5.82%	0920	7758370	11.00	0.66%	0925	7758370	1.00	
BANK SERVICE CHARGES	0526	7758380	7,883.40	0.00%	0270	7758380	0.00	5.82%	0920	7758380	459.00	0.66%	0925	7758380	52.00	
MISCELLANEOUS	0526	7758390	3,001.22	0.00%	0270	7758390	0.00	5.82%	0920	7758390	175.00	0.66%	0925	7758390	20.00	
DEPRECIATION - WATER PLANT	0526	4032010	3,418.70	0.00%	0270	4032010	0.00	5.82%	0920	4032010	199.00	0.66%	0925	4032010	23.00	
DEPRECIATION - COMPUTER	0526	4032098	5,915.68	0.00%	0270	4032098	0.00	5.82%	0920	4032098	344.00	0.66%	0925	4032098	39.00	
TOTAL INDIRECT EXPENSES		2334002	<u>67,393.48</u>		0270	2334002	<u>0.00</u>		0920	2334002	<u>(3,926.00)</u>		0925	2334002	<u>(445.00)</u>	
CNC - PARENT:																
RENT - OTHERS	0500	6419090	4,512.00	0.00%	0270	6419090	0.00	5.82%	0920	6419090	263.00	0.66%	0925	6419090	30.00	
BANK SERVICE CHARGES	0500	7758380		0.00%	0270	7758380	0.00	5.82%	0920	7758380	0.00	0.66%	0925	7758380	0.00	
COMMUNICATION EXPENSES	0500	6759405	24,001.86	0.00%	0270	6759405	0.00	5.82%	0920	6759405	1,397.00	0.66%	0925	6759405	158.00	
TOTAL INDIRECT EXPENSES		2334002	<u>28,513.86</u>		0270	2334002	<u>0.00</u>		0920	2334002	<u>(1,560.00)</u>		0925	2334002	<u>(188.00)</u>	
WESTERN REGIONAL OFFICE:																
RENT - SIGMAN	0886	6419030		0.00%	0270	6419030	0.00	0.00%	0920	6419030	0.00	0.00%	0925	6419030	0.00	
OPERATIONS TELEPHONE	0886	6759135		0.00%	0270	6759135	0.00	0.00%	0920	6759135	0.00	0.00%	0925	6759135	0.00	
OPERATIONS TELEPHONE - LD	0886	6419036		0.00%	0270	6419036	0.00	0.00%	0920	6419036	0.00	0.00%	0925	6419036	0.00	
OFFICE FAX MACH. PHONE LINE	0886	6759160		0.00%	0270	6759160	0.00	0.00%	0920	6759160	0.00	0.00%	0925	6759160	0.00	
OPERATORS - POSTAGE	0886	6759413		0.00%	0270	6759413	0.00	0.00%	0920	6759413	0.00	0.00%	0925	6759413	0.00	
DEPRECIATION - WATER PLANT	0886	4032010	<u>28.71</u>	0.00%	0270	4032010	<u>0.00</u>	0.00%	0920	4032010	<u>0.00</u>	0.00%	0925	4032010	<u>0.00</u>	
TOTAL INDIRECT EXPENSES		2334002	<u>28.71</u>		0270	2334002	<u>0.00</u>		0920	2334002	<u>0.00</u>		0925	2334002	<u>0.00</u>	

Distribution of North Carolina Office Expenses
 SE 90-CNC
 3/31/07

3/7/2008
 10:28 AM

	CNC-T/B		MONTAGUE		NORTH TOPSAIL		CAROLINA PINES				
	Sub	Amount	%	Account	Amount	%	Account	Amount			
INDIRECT EXPENSES:											
WHISPERING PINES OFFICE:											
UNCOLLECTIBLE ACCOUNTS	0888	6708000	0.00%	0270	6708000	0.00	0.00%	0920	6708000	0.00	
TEMP. EMPLOYMENT - CLERICAL	0888	6369003	9,585.00	0.00%	0270	6369003	0.00	0.00%	0920	6369003	230.00
PUBL SUBSCRIPTIONS & TAPES	0888	6759001		0.00%	0270	6759001	0.00	0.00%	0920	6759001	0.00
ANSWERING SERV	0888	6759002	950.33	0.00%	0270	6759002	0.00	0.00%	0920	6759002	23.00
PRINTING & BLUEPRINTS	0888	6759004		0.00%	0270	6759004	0.00	0.00%	0920	6759004	0.00
POSTAGE	0888	6759005	782.33	0.00%	0270	6759005	0.00	0.00%	0920	6759005	19.00
UPS & AIR FREIGHT	0888	6759006	402.42	0.00%	0270	6759006	0.00	0.00%	0920	6759006	10.00
PRINTING CUSTOMER SERVICE	0888	6759007		0.00%	0270	6759007	0.00	0.00%	0920	6759007	0.00
XEROX	0888	6759008	1,828.47	0.00%	0270	6759008	0.00	0.00%	0920	6759008	44.00
OFF SUPPLY STORES	0888	6759009	241.46	0.00%	0270	6759009	0.00	0.00%	0920	6759009	6.00
REIM OF OFFICE EMP. EXP.	0888	6759010	691.13	0.00%	0270	6759010	0.00	0.00%	0920	6759010	17.00
CLEANING SUPPLIES	0888	6759013	108.40	0.00%	0270	6759013	0.00	0.00%	0920	6759013	3.00
PETTY CASH - OFFICE	0888	6759015		0.00%	0270	6759015	0.00	0.00%	0920	6759015	0.00
OTHER OFFICE EXPENSES	0888	6759090	2,163.39	0.00%	0270	6759090	0.00	0.00%	0920	6759090	52.00
OFFICE TELEPHONE	0888	6759110	1,523.11	0.00%	0270	6759110	0.00	0.00%	0920	6759110	37.00
OFFICE COMP PHONE LINE	0888	6759115		0.00%	0270	6759115	0.00	0.00%	0920	6759115	0.00
OFFICE ELECTRIC	0888	6759120	654.83	0.00%	0270	6759120	0.00	0.00%	0920	6759120	16.00
OFFICE FAX PHONE LINE	0888	6759160	142.09	0.00%	0270	6759160	0.00	0.00%	0920	6759160	3.00
OFFICE CLEANING SERVICE	0888	6759210	845.00	0.00%	0270	6759210	0.00	0.00%	0920	6759210	20.00
LANDSCAPING, MOWING, SNOWPLOWING	0888	6759220		0.00%	0270	6759220	0.00	0.00%	0920	6759220	0.00
OTHER OFFICE MAINT.	0888	6759290		0.00%	0270	6759290	0.00	0.00%	0920	6759290	0.00
COMMUNICATION EXP	0888	6509110	(509.10)	0.00%	0270	6509110	0.00	0.00%	0920	6509110	(12.00)
OFFICE EDUCATION/TRAIN. EXP.	0888	7048055		0.00%	0270	7048055	0.00	0.00%	0920	7048055	0.00
MISCELLANEOUS	0888	7758390		0.00%	0270	7758390	0.00	0.00%	0920	7758390	0.00
DEPRECIATION - WATER PLANT	0888	4032010	358.17	0.00%	0270	4032010	0.00	0.00%	0920	4032010	9.00
TOTAL INDIRECT EXPENSES		2334002	19,767.03		0270	2334002	0.00		0920	2334002	(477.00)
SUGAR MOUNTAIN OFFICE:											
ANSWERING SERV	0887	6759002	930.96	0.00%	0270	6759002	0.00	0.00%	0920	6759002	0.00
PRINTING & BLUEPRINTS	0887	6759004		0.00%	0270	6759004	0.00	0.00%	0920	6759004	0.00
POSTAGE	0887	6759005	466.61	0.00%	0270	6759005	0.00	0.00%	0920	6759005	0.00
UPS & AIR FREIGHT	0887	6759006		0.00%	0270	6759006	0.00	0.00%	0920	6759006	0.00
XEROX	0887	6759008	109.79	0.00%	0270	6759008	0.00	0.00%	0920	6759008	0.00
OFF SUPPLY STORE	0887	6759009		0.00%	0270	6759009	0.00	0.00%	0920	6759009	0.00
REIM OF OFF EMP EXP	0887	6759010	427.15	0.00%	0270	6759010	0.00	0.00%	0920	6759010	0.00
CLEANING SUPPLIES	0887	6759013		0.00%	0270	6759013	0.00	0.00%	0920	6759013	0.00
OTHER OFFICE EXPENSES	0887	6759090	191.74	0.00%	0270	6759090	0.00	0.00%	0920	6759090	0.00
OFFICE TELEPHONE	0887	6759110	2,070.36	0.00%	0270	6759110	0.00	0.00%	0920	6759110	0.00
OFFICE FAX PHONE LINE	0887	6759160	142.60	0.00%	0270	6759160	0.00	0.00%	0920	6759160	0.00
OFFICE CLEANING SERVICE	0887	6759210	845.00	0.00%	0270	6759210	0.00	0.00%	0920	6759210	0.00
OTHER OFFICE MAINT	0887	6759290	406.79	0.00%	0270	6759290	0.00	0.00%	0920	6759290	0.00
DEPRECIATION - WATER PLANT	0887	4032010	107.97	0.00%	0270	4032010	0.00	0.00%	0920	4032010	0.00
REAL ESTATE TAX	0887	4081121		0.00%	0270	4081121	0.00	0.00%	0920	4081121	0.00
TOTAL INDIRECT EXPENSES		2334002	5,698.97		0270	2334002	0.00		0920	2334002	0.00
TOTAL COST CENTERS			121,402.05				0.00			(5,586.00)	(1,110.00)

A Less Advance expenses already allocated.
 B Less Cable & Wireless expenses already allocated.

Distribution of North Carolina Office Expenses
SE 90-CNC
3/31/07

3/7/2008
10:28 AM

	CNC-T/B		BRADFIELD FARMS				ELK RIVER				NERO				
	Sub	Amount	%	Account	Amount	%	Account	Amount	%	Account	Amount				
INDIRECT EXPENSES:															
CHARLOTTE OFFICE:															
TEMP. EMPLOY. - CLERICAL	0526	6369003	9,292.31	3.33%	0922	6369003	309.00	0.69%	0830	6369003	64.00	0.39%	0923	6369003	36.00
COMPUTER MAINT	0526	6369007	140.00	3.33%	0922	6369007	5.00	0.69%	0830	6369007	1.00	0.39%	0923	6369007	1.00
COMPUTER SUPPLIES	0526	6759003	477.36	3.33%	0922	6759003	16.00	0.69%	0830	6759003	3.00	0.39%	0923	6759003	2.00
RENT - TYVOLA	0526	7418013	20,857.50	3.33%	0922	7418013	695.00	0.69%	0830	7418013	144.00	0.39%	0923	7418013	81.00
PUBL SUBSCRIPTIONS & TAPES	0526	6759001	171.60	3.33%	0922	6759001	6.00	0.69%	0830	6759001	1.00	0.39%	0923	6759001	1.00
ANSWERING SERV	0526	6759002	1,256.45	3.33%	0922	6759002	42.00	0.69%	0830	6759002	9.00	0.39%	0923	6759002	5.00
PRINTING & BLUEPRINTS	0526	6759004	354.79	3.33%	0922	6759004	12.00	0.69%	0830	6759004	2.00	0.39%	0923	6759004	1.00
UPS & AIR FREIGHT	0526	6759006	1,661.95	3.33%	0922	6759006	55.00	0.69%	0830	6759006	11.00	0.39%	0923	6759006	6.00
XEROX	0526	6759008	3,463.38	3.33%	0922	6759008	115.00	0.69%	0830	6759008	24.00	0.39%	0923	6759008	14.00
OFF SUPPLY STORES	0526	6759009	721.41	3.33%	0922	6759009	24.00	0.69%	0830	6759009	5.00	0.39%	0923	6759009	3.00
REIM OF OFFICE EMP. EXP.	0526	6759010	256.33	3.33%	0922	6759010	9.00	0.69%	0830	6759010	2.00	0.39%	0923	6759010	1.00
MEMBERSHIPS	0526	6759014	310.00	3.33%	0922	6759014	10.00	0.69%	0830	6759014	2.00	0.39%	0923	6759014	1.00
OTHER OFFICE EXPENSES	0526	6759090	1,935.11	3.33%	0922	6759090	64.00	0.69%	0830	6759090	13.00	0.39%	0923	6759090	8.00
POSTAGE	0526	6759005	0.00	A 3.33%	0922	6759005	0.00	0.69%	0830	6759005	0.00	0.39%	0923	6759005	0.00
OFFICE TELEPHONE	0526	6759110	4,682.73	3.33%	0922	6759110	156.00	0.69%	0830	6759110	32.00	0.39%	0923	6759110	18.00
OPERATIONS TELEPHONES	0526	6759135	0.00	B 3.33%	0922	6759135	0.00	0.69%	0830	6759135	0.00	0.39%	0923	6759135	0.00
OFFICE FAX MACHINE PHONE LINE	0526	6759160	98.67	3.33%	0922	6759160	3.00	0.69%	0830	6759160	1.00	0.39%	0923	6759160	0.00
OFFICE CLEANING SERVICE	0526	6759210	130.36	3.33%	0922	6759210	4.00	0.69%	0830	6759210	1.00	0.39%	0923	6759210	1.00
OTHER OFFICE MAINT.	0526	6759290	819.19	3.33%	0922	6759290	27.00	0.69%	0830	6759290	6.00	0.39%	0923	6759290	3.00
OFFICE EDUCATION/TRAINING EXP.	0526	7048055	364.22	3.33%	0922	7048055	12.00	0.69%	0830	7048055	3.00	0.39%	0923	7048055	1.00
MEALS & RELATED EXPENSES	0526	7758370	181.12	3.33%	0922	7758370	6.00	0.69%	0830	7758370	1.00	0.39%	0923	7758370	1.00
BANK SERVICE CHARGES	0526	7758380	7,883.40	3.33%	0922	7758380	263.00	0.69%	0830	7758380	54.00	0.39%	0923	7758380	31.00
MISCELLANEOUS	0526	7758390	3,001.22	3.33%	0922	7758390	100.00	0.69%	0830	7758390	21.00	0.39%	0923	7758390	12.00
DEPRECIATION - WATER PLANT	0526	4032010	3,418.70	3.33%	0922	4032010	114.00	0.69%	0830	4032010	24.00	0.39%	0923	4032010	13.00
DEPRECIATION - COMPUTER	0526	4032098	5,915.68	3.33%	0922	4032098	197.00	0.69%	0830	4032098	41.00	0.39%	0923	4032098	23.00
TOTAL INDIRECT EXPENSES		2334002	<u>67,393.48</u>		0922	2334002	<u>(2,244.00)</u>		0830	2334002	<u>(465.00)</u>		0923	2334002	<u>(263.00)</u>
CNC - PARENT:															
RENT - OTHERS	0500	6419090	4,512.00	3.33%	0922	6419090	150.00	0.69%	0830	6419090	31.00	0.39%	0923	6419090	18.00
BANK SERVICE CHARGES	0500	7758380		3.33%	0922	7758380	0.00	0.69%	0830	7758380	0.00	0.39%	0923	7758380	0.00
COMMUNICATION EXPENSES	0500	6759405	24,001.86	3.33%	0922	6759405	799.00	0.69%	0830	6759405	166.00	0.39%	0923	6759405	94.00
TOTAL INDIRECT EXPENSES		2334002	<u>28,513.86</u>		0922	2334002	<u>(949.00)</u>		0830	2334002	<u>(197.00)</u>		0923	2334002	<u>(112.00)</u>
WESTERN REGIONAL OFFICE:															
RENT - SIGMAN	0886	6419030		0.00%	0922	6419030	0.00	2.73%	0830	6419030	0.00	0.00%	0923	6419030	0.00
OPERATIONS TELEPHONE	0886	6759135		0.00%	0922	6759135	0.00	2.73%	0830	6759135	0.00	0.00%	0923	6759135	0.00
OPERATIONS TELEPHONE - LD	0886	6419036		0.00%	0922	6419036	0.00	2.73%	0830	6419036	0.00	0.00%	0923	6419036	0.00
OFFICE FAX MACH. PHONE LINE	0886	6759160		0.00%	0922	6759160	0.00	2.73%	0830	6759160	0.00	0.00%	0923	6759160	0.00
OPERATORS - POSTAGE	0886	6759413		0.00%	0922	6759413	0.00	2.73%	0830	6759413	0.00	0.00%	0923	6759413	0.00
DEPRECIATION - WATER PLANT	0886	4032010	28.71	0.00%	0922	4032010	0.00	2.73%	0830	4032010	1.00	0.00%	0923	4032010	0.00
TOTAL INDIRECT EXPENSES		2334002	<u>28.71</u>		0922	2334002	<u>0.00</u>		0830	2334002	<u>(1.00)</u>		0923	2334002	<u>0.00</u>

Distribution of North Carolina Office Expenses
 SE 90-CNC
 3/31/07

3/7/2008
 10:28 AM

	CNC-T/B		BRADFIELD FARMS			ELK RIVER			NERO						
	Sub	Amount	%	Account	Amount	%	Account	Amount	%	Account	Amount				
INDIRECT EXPENSES:															
WHISPERING PINER OFFICE:															
UNCOLLECTIBLE ACCOUNTS	0888	6708000	0.00%	0922	6708000	0.00	0.00%	0830	6708000	0.00	0.00%	0923	6708000	0.00	
TEMP. EMPLOYMENT - CLERICAL	0888	5369003	9,585.00	0.00%	0922	5369003	0.00	0.00%	0830	5369003	0.00	0.00%	0923	5369003	0.00
PUBL SUBSCRIPTIONS & TAPES	0888	6759001		0.00%	0922	6759001	0.00	0.00%	0830	6759001	0.00	0.00%	0923	6759001	0.00
ANSWERING SERV	0888	6759002	950.33	0.00%	0922	6759002	0.00	0.00%	0830	6759002	0.00	0.00%	0923	6759002	0.00
PRINTING & BLUEPRINTS	0888	6759004		0.00%	0922	6759004	0.00	0.00%	0830	6759004	0.00	0.00%	0923	6759004	0.00
POSTAGE	0888	6759005	782.33	0.00%	0922	6759005	0.00	0.00%	0830	6759005	0.00	0.00%	0923	6759005	0.00
UPS & AIR FREIGHT	0888	6759006	402.42	0.00%	0922	6759006	0.00	0.00%	0830	6759006	0.00	0.00%	0923	6759006	0.00
PRINTING CUSTOMER SERVICE	0888	6759007		0.00%	0922	6759007	0.00	0.00%	0830	6759007	0.00	0.00%	0923	6759007	0.00
XEROX	0888	6759008	1,928.47	0.00%	0922	6759008	0.00	0.00%	0830	6759008	0.00	0.00%	0923	6759008	0.00
OFF SUPPLY STORES	0888	6759009	241.46	0.00%	0922	6759009	0.00	0.00%	0830	6759009	0.00	0.00%	0923	6759009	0.00
REIM OF OFFICE EMP. EXP.	0888	6759010	691.13	0.00%	0922	6759010	0.00	0.00%	0830	6759010	0.00	0.00%	0923	6759010	0.00
CLEANING SUPPLIES	0888	6759013	108.40	0.00%	0922	6759013	0.00	0.00%	0830	6759013	0.00	0.00%	0923	6759013	0.00
PEPTY CASH - OFFICE	0888	6759015		0.00%	0922	6759015	0.00	0.00%	0830	6759015	0.00	0.00%	0923	6759015	0.00
OTHER OFFICE EXPENSES	0888	6759090	2,163.39	0.00%	0922	6759090	0.00	0.00%	0830	6759090	0.00	0.00%	0923	6759090	0.00
OFFICE TELEPHONE	0888	6759110	1,523.11	0.00%	0922	6759110	0.00	0.00%	0830	6759110	0.00	0.00%	0923	6759110	0.00
OFFICE COMP PHONE LINE	0888	6759115		0.00%	0922	6759115	0.00	0.00%	0830	6759115	0.00	0.00%	0923	6759115	0.00
OFFICE ELECTRIC	0888	6759120	654.83	0.00%	0922	6759120	0.00	0.00%	0830	6759120	0.00	0.00%	0923	6759120	0.00
OFFICE FAX PHONE LINE	0888	6759160	142.09	0.00%	0922	6759160	0.00	0.00%	0830	6759160	0.00	0.00%	0923	6759160	0.00
OFFICE CLEANING SERVICE	0888	6759210	845.00	0.00%	0922	6759210	0.00	0.00%	0830	6759210	0.00	0.00%	0923	6759210	0.00
LANDSCAPING, MOWING, SNOWPLOWIN	0888	6759220		0.00%	0922	6759220	0.00	0.00%	0830	6759220	0.00	0.00%	0923	6759220	0.00
OTHER OFFICE MAINT.	0888	6759290		0.00%	0922	6759290	0.00	0.00%	0830	6759290	0.00	0.00%	0923	6759290	0.00
COMMUNICATION EXP	0888	6509110	(509.10)	0.00%	0922	6509110	0.00	0.00%	0830	6509110	0.00	0.00%	0923	6509110	0.00
OFFICE EDUCATION/TRAIN. EXP.	0888	7048055		0.00%	0922	7048055	0.00	0.00%	0830	7048055	0.00	0.00%	0923	7048055	0.00
MISCELLANEOUS	0888	7758390		0.00%	0922	7758390	0.00	0.00%	0830	7758390	0.00	0.00%	0923	7758390	0.00
DEPRECIATION - WATER PLANT	0888	4032010	358.17	0.00%	0922	4032010	0.00	0.00%	0830	4032010	0.00	0.00%	0923	4032010	0.00
TOTAL INDIRECT EXPENSES		2334002	<u>19,767.03</u>		0922	2334002	<u>0.00</u>		0830	2334002	<u>0.00</u>	0923	2334002	<u>0.00</u>	
SUGAR MOUNTAIN OFFICE:															
ANSWERING SERV	0887	6759002	930.96	0.00%	0922	6759002	0.00	2.73%	0830	6759002	25.00	0.00%	0923	6759002	0.00
PRINTING & BLUEPRINTS	0887	6759004		0.00%	0922	6759004	0.00	2.73%	0830	6759004	0.00	0.00%	0923	6759004	0.00
POSTAGE	0887	6759005	466.61	0.00%	0922	6759005	0.00	2.73%	0830	6759005	13.00	0.00%	0923	6759005	0.00
UPS & AIR FREIGHT	0887	6759006		0.00%	0922	6759006	0.00	2.73%	0830	6759006	0.00	0.00%	0923	6759006	0.00
XEROX	0887	6759008	109.79	0.00%	0922	6759008	0.00	2.73%	0830	6759008	3.00	0.00%	0923	6759008	0.00
OFF SUPPLY STORE	0887	6759009		0.00%	0922	6759009	0.00	2.73%	0830	6759009	0.00	0.00%	0923	6759009	0.00
REIM OF OFF EMP EXP	0887	6759010	427.15	0.00%	0922	6759010	0.00	2.73%	0830	6759010	12.00	0.00%	0923	6759010	0.00
CLEANING SUPPLIES	0887	6759013		0.00%	0922	6759013	0.00	2.73%	0830	6759013	0.00	0.00%	0923	6759013	0.00
OTHER OFFICE EXPENSES	0887	6759090	191.74	0.00%	0922	6759090	0.00	2.73%	0830	6759090	5.00	0.00%	0923	6759090	0.00
OFFICE TELEPHONE	0887	6759110	2,070.36	0.00%	0922	6759110	0.00	2.73%	0830	6759110	57.00	0.00%	0923	6759110	0.00
OFFICE FAX PHONE LINE	0887	6759160	142.60	0.00%	0922	6759160	0.00	2.73%	0830	6759160	4.00	0.00%	0923	6759160	0.00
OFFICE CLEANING SERVICE	0887	6759210	845.00	0.00%	0922	6759210	0.00	2.73%	0830	6759210	23.00	0.00%	0923	6759210	0.00
OTHER OFFICE MAINT	0887	6759290	406.79	0.00%	0922	6759290	0.00	2.73%	0830	6759290	11.00	0.00%	0923	6759290	0.00
DEPRECIATION - WATER PLANT	0887	4032010	107.97	0.00%	0922	4032010	0.00	2.73%	0830	4032010	3.00	0.00%	0923	4032010	0.00
REAL ESTATE TAX	0887	4081121		0.00%	0922	4081121	0.00	2.73%	0830	4081121	0.00	0.00%	0923	4081121	0.00
TOTAL INDIRECT EXPENSES		2334002	<u>5,698.97</u>		0922	2334002	<u>0.00</u>		0830	2334002	<u>(156.00)</u>	0923	2334002	<u>0.00</u>	
TOTAL COST CENTERS			<u>121,402.05</u>				<u>(3,193.00)</u>				<u>(819.00)</u>			<u>(375.00)</u>	

A Less Advance expenses already allocated.
 B Less Cable & Wireless expenses already allocated.

Distribution of North Carolina Office Expenses
 SE 90-CNC
 3/31/07

3/7/2008
 10:28 AM

	CNC-T/B		CNC		WSC		
	Sub	Amount	Account	Amount	Account	Amount	
INDIRECT EXPENSES:							
CHARLOTTE OFFICE:							
TEMP. EMPLOY. - CLERICAL	0526	6369003	9,292.31	0526	6369003	(3,588.00)	
COMPUTER MAINT	0526	6369007	140.00	0526	6369007	(55.00)	
COMPUTER SUPPLIES	0526	6759003	477.36	0526	6759003	(184.00)	
RENT - TYVOLA	0526	7418013	20,857.50	0526	7418013	(8,056.00)	
PUBL SUBSCRIPTIONS & TAPES	0526	6759001	171.60	0526	6759001	(66.00)	
ANSWERING SERV	0526	6759002	1,256.45	0526	6759002	(486.00)	
PRINTING & BLUEPRINTS	0526	6759004	354.79	0526	6759004	(136.00)	
UPS & AIR FREIGHT	0526	6759006	1,661.95	0526	6759006	(640.00)	
XEROX	0526	6759008	3,463.38	0526	6759008	(1,338.00)	
OFF SUPPLY STORES	0526	6759009	721.41	0526	6759009	(279.00)	
REIM OF OFFICE EMP. EXP.	0526	6759010	256.33	0526	6759010	(99.00)	
MEMBERSHIPS	0526	6759014	310.00	0526	6759014	(119.00)	
OTHER OFFICE EXPENSES	0526	6759090	1,935.11	0526	6759090	(748.00)	
POSTAGE	0526	6759005	0.00	0526	6759005	0.00	0005 1451083 12,488.00 cws systems
OFFICE TELEPHONE	0526	6759110	4,682.73	0526	6759110	(1,808.00)	0005 1451092 378.00 tennessee
OPERATIONS TELEPHONES	0526	6759135	0.00	0526	6759135	0.00	0005 1451086 2,937.00 carolina trace
OFFICE FAX MACHINE PHONE LINE	0526	6759160	98.67	0526	6759160	(38.00)	0005 1451087 2,883.00 translyvania
OFFICE CLEANING SERVICE	0526	6759210	130.36	0526	6759210	(52.00)	0005 1451079 0.00 tega cay
OTHER OFFICE MAINT.	0526	6759290	819.19	0526	6759290	(317.00)	0005 1451120 3,926.00 n topsail
OFFICE EDUCATION/TRAINING EXP.	0526	7048055	364.22	0526	7048055	(140.00)	0005 1451121 445.00 carolina pines
MEALS & RELATED EXPENSES	0526	7758370	181.12	0526	7758370	(71.00)	0005 1451122 2,244.00 brdfield farms
BANK SERVICE CHARGES	0526	7758380	7,883.40	0526	7758380	(3,045.00)	0005 1451056 465.00 elk river
MISCELLANEOUS	0526	7758390	3,001.22	0526	7758390	(1,160.00)	0005 1451123 263.00 Nero
DEPRECIATION - WATER PLANT	0526	4032010	3,418.70	0526	4032010	(1,320.00)	0005 1451080 (26,029.00) CNC
DEPRECIATION - COMPUTER	0526	4032098	5,915.68	0526	4032098	(2,284.00)	0.00 (26,029.00)
TOTAL INDIRECT EXPENSES		2334002	<u>67,393.48</u>	0500		<u>26,029.00</u>	
CNC - PARENT:							
RENT - OTHERS	0500	6419090	4,512.00	0500	6419090	(1,743.00)	0005 1451083 5,284.00 cws systems
BANK SERVICE CHARGES	0500	7758380		0500	7758380	0.00	0005 1451092 159.00 tennessee
COMMUNICATION EXPENSES	0500	6759405	24,001.86	0500	6759405	(9,269.00)	0005 1451086 1,243.00 carolina trace
TOTAL INDIRECT EXPENSES		2334002	<u>28,513.86</u>	0500	2334002	<u>11,012.00</u>	0005 1451087 2,220.00 translyvania
WESTERN REGIONAL OFFICE:							
RENT - SIGMAN	0886	6419030		0886	6419030	0.00	0005 1451079 0.00 tega cay
OPERATIONS TELEPHONE	0886	6759135		0886	6759135	0.00	0005 1451120 1,660.00 n topsail
OPERATIONS TELEPHONE - LD	0886	6419036		0886	6419036	0.00	0005 1451121 188.00 carolina pines
OFFICE FAX MACH. PHONE LINE	0886	6759160		0886	6759160	0.00	0005 1451122 949.00 brdfield farms
OPERATORS - POSTAGE	0886	6759413		0886	6759413	0.00	0005 1451056 197.00 elk river
DEPRECIATION - WATER PLANT	0886	4032010	<u>28.71</u>	0886	4032010	(16.00)	0005 1451123 112.00 Nero
TOTAL INDIRECT EXPENSES		2334002	<u>28.71</u>	0500	2334002	<u>16.00</u>	0005 1451060 (11,012.00) CNC
							0.00
							0.00
							9.00 cws systems
							1.00 tennessee
							0.00 carolina trace
							5.00 translyvania
							0.00 tega cay
							0.00 n topsail
							0.00 carolina pines

Distribution of North Carolina Office Expenses
SE 90-CNC
3/31/07

3/7/2008
10:28 AM

	CNC-T/B		CNC		WSC		
	Sub	Amount	Account	Amount	Account	Amount	
INDIRECT EXPENSES:							
WHISPERING PINES OFFICE:							
UNCOLLECTIBLE ACCOUNTS	0888	6708000	0888	6708000	0.00		
TEMP. EMPLOYMENT - CLERICAL	0888	6369003	9,585.00	0888	6369003	(3,323.00)	0005 1451122 0.00 brdfield farms
PUBL SUBSCRIPTIONS & TAPES	0888	6759001		0888	6759001	0.00	0005 1451056 1.00 elk river
ANSWERING SERV	0888	6759002	950.33	0888	6759002	(330.00)	0005 1451123 0.00 Nero
PRINTING & BLUEPRINTS	0888	6759004		0888	6759004	0.00	0005 1451080 (16.00) CNC
POSTAGE	0888	6759005	782.33	0888	6759005	(272.00)	
UPS & AIR FREIGHT	0888	6759006	402.42	0888	6759006	(140.00)	
PRINTING CUSTOMER SERVICE	0888	6759007		0888	6759007	0.00	
XEROX	0888	6759008	1,828.47	0888	6759008	(634.00)	
OFF SUPPLY STORES	0888	6759009	241.46	0888	6759009	(84.00)	
REIM OF OFFICE EMP. EXP.	0888	6759010	691.13	0888	6759010	(240.00)	
CLEANING SUPPLIES	0888	6759013	108.40	0888	6759013	(38.00)	
PETTY CASH - OFFICE	0888	6759015		0888	6759015	(698.00)	
OTHER OFFICE EXPENSES	0888	6759090	2,163.39	0888	6759090	(544.00)	
OFFICE TELEPHONE	0888	6759110	1,523.11	0888	6759110	(529.00)	
OFFICE COMP PHONE LINE	0888	6759115		0888	6759115	0.00	
OFFICE ELECTRIC	0888	6759120	654.83	0888	6759120	(227.00)	0005 1451083 3,507.00 cws systems
OFFICE FAX PHONE LINE	0888	6759160	142.09	0888	6759160	(48.00)	0005 1451092 0.00 tennessee
OFFICE CLEANING SERVICE	0888	6759210	845.00	0888	6759210	(293.00)	0005 1451086 3,365.00 carolina trace
LANDSCAPING, MOWING, SNOWPLOWIN	0888	6759220		0888	6759220	0.00	0005 1451087 0.00 translyvania
OTHER OFFICE MAINT.	0888	6759290		0888	6759290	0.00	0005 1451079 0.00 tega cay
COMMUNICATION EXP	0888	6509110	(509.10)	0888	6509110	176.00	0005 1451120 0.00 n topsail
OFFICE EDUCATION/TRAIN. EXP.	0888	7048055		0888	7048055	0.00	0005 1451121 477.00 carolina pines
MISCELLANEOUS	0888	7758390		0888	7758390	0.00	0005 1451122 0.00 brdfield farms
DEPRECIATION - WATER PLANT	0888	4032010	358.17	0888	4032010	(125.00)	0005 1451056 0.00 elk river
TOTAL INDIRECT EXPENSES	2334002	<u>19,767.03</u>	0500	2334002	<u>7,349.00</u>	0005 1451123 0.00 Nero	0005 1451080 (7,349.00) CNC
							0.00
SUGAR MOUNTAIN OFFICE:							
ANSWERING SERV	0887	6759002	930.96	0887	6759002	(486.00)	
PRINTING & BLUEPRINTS	0887	6759004		0887	6759004	0.00	
POSTAGE	0887	6759005	466.61	0887	6759005	(245.00)	
UPS & AIR FREIGHT	0887	6759006		0887	6759006	0.00	
XEROX	0887	6759008	109.79	0887	6759008	(58.00)	
OFF SUPPLY STORE	0887	6759009		0887	6759009	0.00	
REIM OF OFF EMP EXP	0887	6759010	427.15	0887	6759010	(224.00)	
CLEANING SUPPLIES	0887	6759013		0887	6759013	0.00	
OTHER OFFICE EXPENSES	0887	6759090	191.74	0887	6759090	(99.00)	0005 1451083 1,732.00 cws systems
OFFICE TELEPHONE	0887	6759110	2,070.36	0887	6759110	(1,082.00)	0005 1451092 129.00 tennessee
OFFICE FAX PHONE LINE	0887	6759160	142.60	0887	6759160	(74.00)	0005 1451086 0.00 carolina trace
OFFICE CLEANING SERVICE	0887	6759210	845.00	0887	6759210	(442.00)	0005 1451087 962.00 translyvania
OTHER OFFICE MAINT	0887	6759290	406.79	0887	6759290	(213.00)	0005 1451079 0.00 tega cay
DEPRECIATION - WATER PLANT	0887	4032010	107.97	0887	4032010	(56.00)	0005 1451120 0.00 n topsail
REAL ESTATE TAX	0887	4081121		0887	4081121	0.00	0005 1451121 0.00 carolina pines
TOTAL INDIRECT EXPENSES	2334002	<u>5,698.97</u>	0500	2334002	<u>2,979.00</u>	0005 1451122 0.00 brdfield farms	0005 1451056 156.00 elk river
						0005 1451123 0.00 Nero	0005 1451080 (2,979.00) CNC
							0.00
TOTAL COST CENTERS		<u>121,402.05</u>		<u>47,385.00</u>			

A Less Advance expenses already allocated.
B Less Cable & Wireless expenses already allocated.

Distribution of South Carolina Office Expenses
 SE 90-CWS
 3/31/07

3/7/2008
 10:33 AM

	CWS-T/B			SOUTHLAND			UNITED			
	Sub	Account	Amount	%	Account	Amount	%	Account	Amount	
INDIRECT EXPENSES:										
COLUMBIA OFFICE:										
TEMP. EMPLOYMENT - CLERICAL	0300	6369003	2,303.92	0.73%	0464	6369003	17.00	4.92%	0700 6369003	113.00
COMPUTER MAINT.	0300	6369007		0.73%	0464	6369007	0.00	4.92%	0700 6369007	0.00
RENT - COLUMBIA	0300	6419035		0.73%	0464	6419035	0.00	4.92%	0700 6419035	0.00
PUBL SUBSCRIPTIONS & TAPES	0300	6759001		0.73%	0464	6759001	0.00	4.92%	0700 6759001	0.00
ANSWERING SERV	0300	6759002	2,213.51	0.73%	0464	6759002	16.00	4.92%	0700 6759002	109.00
COMPUTER SUPPLIES	0300	6759003	116.10	0.73%	0464	6759003	1.00	4.92%	0700 6759003	6.00
PRINTING & BLUEPRINTS	0300	6759004	908.10	0.73%	0464	6759004	7.00	4.92%	0700 6759004	45.00
POSTAGE	0300	6759005	0.00	0.73%	0464	6759005	0.00	4.92%	0700 6759005	0.00
UPS & AIR FREIGHT	0300	6759006	1,979.80	0.73%	0464	6759006	14.00	4.92%	0700 6759006	97.00
PRINTING CUSTOMER SERVICE	0300	6759007		0.73%	0464	6759007	0.00	4.92%	0700 6759007	0.00
XEROX	0300	6759008	814.93	0.73%	0464	6759008	6.00	4.92%	0700 6759008	40.00
OFF SUPPLY STORES	0300	6759009	4,377.27	0.73%	0464	6759009	32.00	4.92%	0700 6759009	215.00
REIM OF OFFICE EMP. EXP.	0300	6759010	241.55	0.73%	0464	6759010	2.00	4.92%	0700 6759010	12.00
CLEANING SUPPLIES	0300	6759013	321.99	0.73%	0464	6759013	2.00	4.92%	0700 6759013	16.00
MEMBERSHIPS	0300	6759014		0.73%	0464	6759014	0.00	4.92%	0700 6759014	0.00
PETTY CASH OFFICE	0300	6759015		0.73%	0464	6759015	0.00	4.92%	0700 6759015	0.00
OTHER OFFICE EXPENSES	0300	6759090	816.11	0.73%	0464	6759090	6.00	4.92%	0700 6759090	40.00
OFFICE TELEPHONE	0300	6759110	4,975.67	0.73%	0464	6759110	36.00	4.92%	0700 6759110	245.00
OFFICE ELECTRIC	0300	6759120	1,726.53	0.73%	0464	6759120	13.00	4.92%	0700 6759120	85.00
OFFICE WATER	0300	6759125	217.85	0.73%	0464	6759125	2.00	4.92%	0700 6759125	11.00
OPERATIONS TELEPHONE	0300	6759135	3,918.00	0.73%	0464	6759135	29.00	4.92%	0700 6759135	193.00
ALARM SYS PHONE EXPENSE	0300	6759140		0.73%	0464	6759140	0.00	4.92%	0700 6759140	0.00
OFFICE CLEANING SERVICE	0300	6759210	1,800.00	0.73%	0464	6759210	13.00	4.92%	0700 6759210	89.00
MOWING & SNOWPLOWING	0300	6759220		0.73%	0464	6759220	0.00	4.92%	0700 6759220	0.00
OFFICE GARBAGE REMOVAL	0300	6759230	507.54	0.73%	0464	6759230	4.00	4.92%	0700 6759230	25.00
REPAIR OFFICE MACHINES	0300	6759260	1,969.00							
OTHER OFFICE MAINT.	0300	6759290	978.92	0.73%	0464	6759290	7.00	4.92%	0700 6759290	48.00
OFFICE EDUCATION/TRAINING EXP.	0300	7048055	190.00	0.73%	0464	7048055	1.00	4.92%	0700 7048055	9.00
MEALS & RELATED EXP	0300	7758370		0.73%	0464	7758370	0.00	4.92%	0700 7758370	0.00
BANK SERVICE CHARGES	0300	7758380		0.73%	0464	7758380	0.00	4.92%	0700 7758380	0.00
MISCELLANEOUS	0300	7758390		0.73%	0464	7758390	0.00	4.92%	0700 7758390	0.00
COMMUNICATION EXPENSES	0300	6759405	526.03	0.73%	0464	6759405	4.00	4.92%	0700 6759405	26.00
GARBAGE REMOVAL	0300	6759490		0.73%	0464	6759490	0.00	4.92%	0700 6759490	0.00
DEPRECIATION EXP - COMPUTER	0300	4032098	3,997.92	0.73%	0464	4032098	29.00	4.92%	0700 4032098	197.00
TOTAL INDIRECT EXPENSES		2334002	34,900.74		0464	2334002	(241.00)		0700 2334002	(1,621.00)

Distribution of South Carolina Office Expenses
 SE 90-CWS
 3/31/07

3/7/2008
 10:33 AM

	CWS-T/B			UTILITIES SERVICES OF SC		CWS		WSC		
	Sub	Account		Amount	%	Account	Amount	Account	Amount	Account
INDIRECT EXPENSES:										
COLUMBIA OFFICE:										
TEMP. EMPLOYMENT - CLERICAL	0300	6369003	2,303.92	25.42%	1300	6369003	586.00	0300	6369003	(716.00)
COMPUTER MAINT.	0300	6369007		25.42%	1300	6369007	0.00	0300	6369007	0.00
RENT - COLUMBIA	0300	6419035		25.42%	1300	6419035	0.00	0300	6419035	0.00
PUBL SUBSCRIPTIONS & TAPES	0300	6759001		25.42%	1300	6759001	0.00	0300	6759001	0.00
ANSWERING SERV	0300	6759002	2,213.51	25.42%	1300	6759002	563.00	0300	6759002	(688.00)
COMPUTER SUPPLIES	0300	6759003	116.10	25.42%	1300	6759003	30.00	0300	6759003	(37.00)
PRINTING & BLUEPRINTS	0300	6759004	908.10	25.42%	1300	6759004	231.00	0300	6759004	(283.00)
POSTAGE	0300	6759005	0.00	25.42%	1300	6759005	0.00	0300	6759005	0.00
UPS & AIR FREIGHT	0300	6759006	1,979.80	25.42%	1300	6759006	503.00	0300	6759006	(614.00)
PRINTING CUSTOMER SERVICE	0300	6759007		25.42%	1300	6759007	0.00	0300	6759007	0.00
XEROX	0300	6759008	814.93	25.42%	1300	6759008	207.00	0300	6759008	(253.00)
OFF SUPPLY STORES	0300	6759009	4,377.27	25.42%	1300	6759009	1,113.00	0300	6759009	(1,360.00)
REIM OF OFFICE EMP. EXP.	0300	6759010	241.55	25.42%	1300	6759010	61.00	0300	6759010	(75.00)
CLEANING SUPPLIES	0300	6759013	321.99	25.42%	1300	6759013	82.00	0300	6759013	(100.00)
MEMBERSHIPS	0300	6759014		25.42%	1300	6759014	0.00	0300	6759014	0.00
PETTY CASH OFFICE	0300	6759015		25.42%	1300	6759015	0.00	0300	6759015	0.00
OTHER OFFICE EXPENSES	0300	6759090	816.11	25.42%	1300	6759090	207.00	0300	6759090	(253.00)
OFFICE TELEPHONE	0300	6759110	4,975.67	25.42%	1300	6759110	1,265.00	0300	6759110	(1,546.00)
OFFICE ELECTRIC	0300	6759120	1,726.53	25.42%	1300	6759120	439.00	0300	6759120	(537.00)
OFFICE WATER	0300	6759125	217.85	25.42%	1300	6759125	55.00	0300	6759125	(68.00)
OPERATIONS TELEPHONE	0300	6759135	3,918.00	25.42%	1300	6759135	996.00	0300	6759135	(1,218.00)
ALARM SYS PHONE EXPENSE	0300	6759140		25.42%	1300	6759140	0.00	0300	6759140	0.00
OFFICE CLEANING SERVICE	0300	6759210	1,800.00	25.42%	1300	6759210	458.00	0300	6759210	(560.00)
MOWING & SNOWPLOWING	0300	6759220		25.42%	1300	6759220	0.00	0300	6759220	0.00
OFFICE GARBAGE REMOVAL	0300	6759230	507.54	25.42%	1300	6759230	129.00	0300	6759230	(158.00)
REPAIR OFFICE MACHINES	0300	6759260	1,969.00							
OTHER OFFICE MAINT.	0300	6759290	978.92	25.42%	1300	6759290	249.00	0300	6759290	(304.00)
OFFICE EDUCATION/TRAINING EXP.	0300	7048055	190.00	25.42%	1300	7048055	48.00	0300	7048055	(58.00)
MEALS & RELATED EXP	0300	7758370		25.42%	1300	7758370	0.00	0300	7758370	0.00
BANK SERVICE CHARGES	0300	7758380		25.42%	1300	7758380	0.00	0300	7758380	0.00
MISCELLANEOUS	0300	7758390		25.42%	1300	7758390	0.00	0300	7758390	0.00
COMMUNICATION EXPENSES	0300	6759405	526.03	25.42%	1300	6759405	134.00	0300	6759405	(164.00)
GARBAGE REMOVAL	0300	6759490		25.42%	1300	6759490	0.00	0300	6759490	0.00
DEPRECIATION EXP - COMPUTER	0300	4032098	3,997.92	25.42%	1300	4032098	1,016.00	0300	4032098	(1,242.00)
TOTAL INDIRECT EXPENSES		2334002	34,900.74		1300	2334002	(8,372.00)	0298	2334002	10,234.00
										0005 1451074 0005 1451075 0005 1451071 0005 1451070

Distribution of South Carolina Office Expenses
 SE 90-CWS
 3/31/07

3/7/2008
 10:33 AM

3/7/2008
 10:33 AM

	CWS-T/B		Amount	Amount
	Sub	Account		
INDIRECT EXPENSES:				
COLUMBIA OFFICE:				
TEMP. EMPLOYMENT - CLERICAL	0300	6369003	2,303.92	
COMPUTER MAINT.	0300	6369007		
RENT - COLUMBIA	0300	6419035		
PUBL SUBSCRIPTIONS & TAPES	0300	6759001		
ANSWERING SERV	0300	6759002	2,213.51	
COMPUTER SUPPLIES	0300	6759003	116.10	
PRINTING & BLUEPRINTS	0300	6759004	908.10	
POSTAGE	0300	6759005	0.00	A
UPS & AIR FREIGHT	0300	6759006	1,979.80	
PRINTING CUSTOMER SERVICE	0300	6759007		
XEROX	0300	6759008	814.93	
OFF SUPPLY STORES	0300	6759009	4,377.27	
REIM OF OFFICE EMP. EXP.	0300	6759010	241.55	
CLEANING SUPPLIES	0300	6759013	321.99	
MEMBERSHIPS	0300	6759014		
PETTY CASH OFFICE	0300	6759015		
OTHER OFFICE EXPENSES	0300	6759090	816.11	
OFFICE TELEPHONE	0300	6759110	4,975.67	
OFFICE ELECTRIC	0300	6759120	1,726.53	
OFFICE WATER	0300	6759125	217.85	
OPERATIONS TELEPHONE	0300	6759135	3,918.00	
ALARM SYS PHONE EXPENSE	0300	6759140		
OFFICE CLEANING SERVICE	0300	6759210	1,800.00	
MOWING & SNOWPLOWING	0300	6759220		
OFFICE GARBAGE REMOVAL	0300	6759230	507.54	
REPAIR OFFICE MACHINES	0300	6759260	1,969.00	
OTHER OFFICE MAINT.	0300	6759290	978.92	
OFFICE EDUCATION/TRAINING EXP.	0300	7048055	190.00	
MEALS & RELATED EXP	0300	7758370		
BANK SERVICE CHARGES	0300	7758380		
MISCELLANEOUS	0300	7758390		
COMMUNICATION EXPENSES	0300	6759405	526.03	
GARBAGE REMOVAL	0300	6759490		241.00
DEPRECIATION EXP - COMPUTER	0300	4032098	3,997.92	1,621.00
				8,372.00
TOTAL INDIRECT EXPENSES	2334002	34,900.74	(10,234.00)	10,234.00

Distribution of South Carolina Office Expenses

SE 90-CWS

3/31/07

3/7/2008

10:33 AM

	CWS-T/B		SOUTHLAND			UNITED					
	Sub	Account	Amount	%	Account	Amount	%	Account	Amount		
<u>INDIRECT EXPENSES:</u>											
<u>CWS - PARENT:</u>											
BANK SERVICE CHARGES	0298	7758380	0.00	0.73%	0464	7758380	0.00	4.92%	0700	7758380	0.00
COMMUNICATION EXPENSES	0298	6759405	13,246.39	0.73%	0464	6759405	97.00	4.92%	0700	6759405	652.00
TOTAL INDIRECT EXPENSES		2334002	<u>13,246.39</u>		0464	2334002	<u>(97.00)</u>		0700	2334002	<u>(652.00)</u>
TOTAL COST CENTERS			<u>48,147.13</u>				<u>(338.00)</u>				<u>(2,273.00)</u>

A Less Mailsort/Advance expenses already allocated.

B Less Cable & Wireless expenses already allocated.

CMS-T/B		UTILITIES SERVICES OF SC		CMS		WSC	
Sub Account	Amount	Account	Amount	Account	Amount	Account	Amount
INDIRECT EXPENSES:							
CMS - PARENT:							
BANK SERVICE CHARGES	0298 7758380	0.00	25.42%	1300	0.00	0298 7758380	0.00
COMMUNICATION EXPENSES	0298 6759405	13,246.39	25.42%	1300	3,367.00	0298 6759405	(4,116.00)
TOTAL INDIRECT EXPENSES	2334002	13,246.39		1300	(3,367.00)	0298 2334002	4,116.00
TOTAL COST CENTERS							
		48,147.13			(11,739.00)		14,350.00

A Less Mail/sort/Advance expenses already allocated.
 B Less Cable & Wireless expenses already allocated.

Distribution of South Carolina Office Expenses

SE 90-CWS 3/7/2008 3/7/2008
 3/31/07 10:33 AM 10:33 AM

	CWS-T/B		Amount	Amount
	Sub	Account		
<u>INDIRECT EXPENSES:</u>				
<u>CWS - PARENT:</u>				
BANK SERVICE CHARGES	0298	7758380	0.00	
COMMUNICATION EXPENSES	0298	6759405	13,246.39	97.00
				652.00
TOTAL INDIRECT EXPENSES		2334002	<u>13,246.39</u>	3,367.00
				(4,116.00) 4,116.00
TOTAL COST CENTERS			<u>48,147.13</u>	

A Less Mailsort/Advance expenses already allocated.
 B Less Cable & Wireless expenses already allocated.

Distribution of Florida Office Expenses
SE 90-FLORIDA
3/31/07

3/7/2008
10:40 AM

	UIF-T/B		TIERRE VERDE			MID-COUNTY			LAKE PLACID						
	Sub	Amount	%	Account	Amount	%	Account	Amount	%	Account	Amount				
INDIRECT EXPENSES:															
FLORIDA OFFICE:															
TEMP. EMPLOYMENT - CLER	601	6369003	10,626.97	1.78%	0646	6369003	189.00	4.94%	0645	6369003	525.00	0.35%	0641	6369003	37.00
COMPUTER MAINT.	601	6369007		1.78%	0646	6369007	0.00	4.94%	0645	6369007	0.00	0.35%	0641	6369007	0.00
PUBL SUBSCRIPTIONS & TA	601	6759001		1.78%	0646	6759001	0.00	4.94%	0645	6759001	0.00	0.35%	0641	6759001	0.00
ANSWERING SERV	601	6759002	3,579.70	1.78%	0646	6759002	64.00	4.94%	0645	6759002	177.00	0.35%	0641	6759002	13.00
COMPUTER SUPPLIES	601	6759003		1.78%	0646	6759003	0.00	4.94%	0645	6759003	0.00	0.35%	0641	6759003	0.00
PRINTING & BLUEPRINTS	601	6759004		1.78%	0646	6759004	0.00	4.94%	0645	6759004	0.00	0.35%	0641	6759004	0.00
POSTAGE	601	6759005	0.00	1.78%	0646	6759005	0.00	4.94%	0645	6759005	0.00	0.35%	0641	6759005	0.00
UPS & AIR FREIGHT	601	6759006	978.83	1.78%	0646	6759006	17.00	4.94%	0645	6759006	48.00	0.35%	0641	6759006	3.00
PRINTING CUSTOMER SERVI	601	6759007	2,697.01	1.78%	0646	6759007	48.00	4.94%	0645	6759007	133.00	0.35%	0641	6759007	9.00
XEROX	601	6759008	164.76	1.78%	0646	6759008	3.00	4.94%	0645	6759008	8.00	0.35%	0641	6759008	1.00
OFF SUPPLY STORES	601	6759009	9,611.03	1.78%	0646	6759009	171.00	4.94%	0645	6759009	475.00	0.35%	0641	6759009	34.00
REIM OF OFF EMP EXP	601	6759010	394.67	1.78%	0646	6759010	7.00	4.94%	0645	6759010	19.00	0.35%	0641	6759010	1.00
OFFICE EXPENSES	601	6759011		1.78%	0646	6759011	0.00	4.94%	0645	6759011	0.00	0.35%	0641	6759011	0.00
CLEANING SUPPLIES	601	6759013	216.57	1.78%	0646	6759013	4.00	4.94%	0645	6759013	11.00	0.35%	0641	6759013	1.00
MEMBERSHIPS	601	6759014		1.78%	0646	6759014	0.00	4.94%	0645	6759014	0.00	0.35%	0641	6759014	0.00
PETTY CASH OFFICE	601	6759015		1.78%	0646	6759015	0.00	4.94%	0645	6759015	0.00	0.35%	0641	6759015	0.00
OTHER OFFICE EXPENSES	601	6759090	4,379.17	1.78%	0646	6759090	78.00	4.94%	0645	6759090	216.00	0.35%	0641	6759090	15.00
OFFICE TELEPHONE	601	6759110	3,074.12	1.78%	0646	6759110	55.00	4.94%	0645	6759110	152.00	0.35%	0641	6759110	11.00
OFFICE ELECTRIC	601	6759120	3,110.55	1.78%	0646	6759120	55.00	4.94%	0645	6759120	154.00	0.35%	0641	6759120	11.00
OPERATIONS TELEPHONES	601	6759135	2,335.00	1.78%	0646	6759135	42.00	4.94%	0645	6759135	115.00	0.35%	0641	6759135	8.00
OFFICE CLEANING	601	6759210	3,750.00	1.78%	0646	6759210	67.00	4.94%	0645	6759210	185.00	0.35%	0641	6759210	13.00
LANDSCAPING MOWING & SNOW	601	6759220	180.00	1.78%	0646	6759220	3.00	4.94%	0645	6759220	9.00	0.35%	0641	6759220	1.00
OFFICE GARBAGE REMOVAL	601	6759230	2,583.50	1.78%	0646	6759230	46.00	4.94%	0645	6759230	128.00	0.35%	0641	6759230	9.00
OTHER OFFICE MAINT.	601	6759290		1.78%	0646	6759290	0.00	4.94%	0645	6759290	0.00	0.35%	0641	6759290	0.00
OFFICE EDUCATION/TRAINING	601	7048055		1.78%	0646	7048055	0.00	4.94%	0645	7048055	0.00	0.35%	0641	7048055	0.00
OTHER MISC. GENERAL	601	7758390		1.78%	0646	7758390	0.00	4.94%	0645	7758390	0.00	0.35%	0641	7758390	0.00
DEPRECIATION - OFFICE S	601	4032090	3,567.09	1.78%	0646	4032090	63.00	4.94%	0645	4032090	176.00	0.35%	0641	4032090	12.00
DEPRECIATION - OFFICE F	601	4032091	2,111.55	1.78%	0646	4032091	38.00	4.94%	0645	4032091	104.00	0.35%	0641	4032091	7.00
DEPRECIATION - TOOLS	601	4032094	1,128.15	1.78%	0646	4032094	20.00	4.94%	0645	4032094	56.00	0.35%	0641	4032094	4.00
TOTAL INDIRECT EXPENSES		2334002	54,488.67		0646	2334002	(970.00)		0645	2334002	(2,691.00)		0641	2334002	(190.00)
UIF - PARENT:															
BANK SERVICE CHARGES	0600	7758380		1.78%	0646	7758380	0.00	4.94%	0645	7758380	0.00	0.35%	0641	7758380	0.00
COMMUNICATION EXPENSES	0600	6759405	30,533.26	1.78%	0646	6759405	543.00	4.94%	0645	6759405	1,508.00	0.35%	0641	6759405	107.00
TOTAL INDIRECT EXPENSES		2334002	30,533.26		0646	2334002	(543.00)		0645	2334002	(1,508.00)		0641	2334002	(107.00)
TOTAL COST CENTERS			85,021.93				(1,513.00)				(4,199.00)				(297.00)

A Less Mailsort/Advance expenses already allocated.
B Less Cable & Wireless expenses already allocated.

Distribution of Florida Office Expenses
 SE 90-FLORIDA
 3/31/07

3/7/2008
 10:40 AM

	UIF-T/B		LAKE UTILITIES, INC.				MILES GRANT				EASTLAKE			
	Sub	Amount	%	Account	Amount	%	Account	Amount	%	Account	Amount			
INDIRECT EXPENSES:														
FLORIDA OFFICE:														
TEMP. EMPLOYMENT - CLER	601	6369003	14.60%	0660	6369003	2.42%	0640	6369003	1.34%	0643	6369003	142.00		
COMPUTER MAINT.	601	6369007	14.60%	0660	6369007	2.42%	0640	6369007	1.34%	0643	6369007	0.00		
PUBL SUBSCRIPTIONS & TA	601	6759001	14.60%	0660	6759001	2.42%	0640	6759001	1.34%	0643	6759001	0.00		
ANSWERING SERV	601	6759002	14.60%	0660	6759002	2.42%	0640	6759002	1.34%	0643	6759002	48.00		
COMPUTER SUPPLIES	601	6759003	14.60%	0660	6759003	2.42%	0640	6759003	1.34%	0643	6759003	0.00		
PRINTING & BLUEPRINTS	601	6759004	14.60%	0660	6759004	2.42%	0640	6759004	1.34%	0643	6759004	0.00		
POSTAGE	601	6759005	14.60%	0660	6759005	2.42%	0640	6759005	1.34%	0643	6759005	0.00		
UPS & AIR FREIGHT	601	6759006	14.60%	0660	6759006	2.42%	0640	6759006	1.34%	0643	6759006	13.00		
PRINTING CUSTOMER SERVI	601	6759007	14.60%	0660	6759007	2.42%	0640	6759007	1.34%	0643	6759007	36.00		
XEROX	601	6759008	14.60%	0660	6759008	2.42%	0640	6759008	1.34%	0643	6759008	2.00		
OFF SUPPLY STORES	601	6759009	14.60%	0660	6759009	2.42%	0640	6759009	1.34%	0643	6759009	129.00		
REIM OF OFF EMP EXP	601	6759010	14.60%	0660	6759010	2.42%	0640	6759010	1.34%	0643	6759010	5.00		
OFFICE EXPENSES	601	6759011	14.60%	0660	6759011	2.42%	0640	6759011	1.34%	0643	6759011	0.00		
CLEANING SUPPLIES	601	6759013	14.60%	0660	6759013	2.42%	0640	6759013	1.34%	0643	6759013	3.00		
MEMBERSHIPS	601	6759014	14.60%	0660	6759014	2.42%	0640	6759014	1.34%	0643	6759014	0.00		
PETTY CASH OFFICE	601	6759015	14.60%	0660	6759015	2.42%	0640	6759015	1.34%	0643	6759015	0.00		
OTHER OFFICE EXPENSES	601	6759090	14.60%	0660	6759090	2.42%	0640	6759090	1.34%	0643	6759090	59.00		
OFFICE TELEPHONE	601	6759110	14.60%	0660	6759110	2.42%	0640	6759110	1.34%	0643	6759110	41.00		
OFFICE ELECTRIC	601	6759120	14.60%	0660	6759120	2.42%	0640	6759120	1.34%	0643	6759120	42.00		
OPERATIONS TELEPHONES	601	6759135	14.60%	0660	6759135	2.42%	0640	6759135	1.34%	0643	6759135	31.00		
OFFICE CLEANING	601	6759210	14.60%	0660	6759210	2.42%	0640	6759210	1.34%	0643	6759210	50.00		
LANDSCAPING MOWING & SNOW	601	6759220	14.60%	0660	6759220	2.42%	0640	6759220	1.34%	0643	6759220	2.00		
OFFICE GARBAGE REMOVAL	601	6759230	14.60%	0660	6759230	2.42%	0640	6759230	1.34%	0643	6759230	35.00		
OTHER OFFICE MAINT.	601	6759290	14.60%	0660	6759290	2.42%	0640	6759290	1.34%	0643	6759290	0.00		
OFFICE EDUCATION/TRAINING	601	7048055	14.60%	0660	7048055	2.42%	0640	7048055	1.34%	0643	7048055	0.00		
OTHER MISC. GENERAL	601	7758390	14.60%	0660	7758390	2.42%	0640	7758390	1.34%	0643	7758390	0.00		
DEPRECIATION - OFFICE S	601	4032090	14.60%	0660	4032090	2.42%	0640	4032090	1.34%	0643	4032090	48.00		
DEPRECIATION - OFFICE F	601	4032091	14.60%	0660	4032091	2.42%	0640	4032091	1.34%	0643	4032091	28.00		
DEPRECIATION - TOOLS	601	4032094	14.60%	0660	4032094	2.42%	0640	4032094	1.34%	0643	4032094	15.00		
TOTAL INDIRECT EXPENSES		2334002		0660	2334002		0640	2334002		0643	2334002	(729.00)		
UIF - PARENT:														
BANK SERVICE CHARGES	0600	7758380	14.60%	0660	7758380	2.42%	0640	7758380	1.34%	0643	7758380	0.00		
COMMUNICATION EXPENSES	0600	6759405	14.60%	0660	6759405	2.42%	0640	6759405	1.34%	0643	6759405	409.00		
TOTAL INDIRECT EXPENSES		2334002		0660	2334002		0640	2334002		0643	2334002	(409.00)		
TOTAL COST CENTERS		85,021.93			(12,415.00)			(2,058.00)			(1,138.00)			

A Less Mailsort/Advance expenses already allocated.
 B Less Cable & Wireless expenses already allocated.

Distribution of Florida Office Expenses
SE 90-FLORIDA
3/31/07

3/7/2008
10:40 AM

UIF-T/B			PEBBLE CREEK			WEDGEFIELD UTILITIES, INC.			UTILITIES, INC. OF LONGWOOD		
Sub	Account	Amount	%	Account	Amount	%	Account	Amount	%	Account	Amount
INDIRECT EXPENSES:											
FLORIDA OFFICE:											
TEMP. EMPLOYMENT - CLER	601 6369003	10,626.97	3.26%	0644 6369003	346.00	3.41%	0649 6369003	362.00	2.66%	0648 6369003	283.00
COMPUTER MAINT.	601 6369007		3.26%	0644 6369007	0.00	3.41%	0649 6369007	0.00	2.66%	0648 6369007	0.00
PUBL SUBSCRIPTIONS & TA	601 6759001		3.26%	0644 6759001	0.00	3.41%	0649 6759001	0.00	2.66%	0648 6759001	0.00
ANSWERING SERV	601 6759002	3,579.70	3.26%	0644 6759002	117.00	3.41%	0649 6759002	122.00	2.66%	0648 6759002	95.00
COMPUTER SUPPLIES	601 6759003		3.26%	0644 6759003	0.00	3.41%	0649 6759003	0.00	2.66%	0648 6759003	0.00
PRINTING & BLUEPRINTS	601 6759004		3.26%	0644 6759004	0.00	3.41%	0649 6759004	0.00	2.66%	0648 6759004	0.00
POSTAGE	601 6759005	0.00 A	3.26%	0644 6759005	0.00	3.41%	0649 6759005	0.00	2.66%	0648 6759005	0.00
UPS & AIR FREIGHT	601 6759006	978.83	3.26%	0644 6759006	32.00	3.41%	0649 6759006	33.00	2.66%	0648 6759006	26.00
PRINTING CUSTOMER SERV	601 6759007	2,697.01	3.26%	0644 6759007	86.00	3.41%	0649 6759007	92.00	2.66%	0648 6759007	72.00
XEROX	601 6759008	164.76	3.26%	0644 6759008	5.00	3.41%	0649 6759008	6.00	2.66%	0648 6759008	4.00
OFF SUPPLY STORES	601 6759009	9,611.03	3.26%	0644 6759009	313.00	3.41%	0649 6759009	328.00	2.66%	0648 6759009	256.00
REIM OF OFF EMP EXP	601 6759010	394.67	3.26%	0644 6759010	13.00	3.41%	0649 6759010	13.00	2.66%	0648 6759010	10.00
OFFICE EXPENSES	601 6759011		3.26%	0644 6759011	0.00	3.41%	0649 6759011	0.00	2.66%	0648 6759011	0.00
CLEANING SUPPLIES	601 6759013	216.57	3.26%	0644 6759013	7.00	3.41%	0649 6759013	7.00	2.66%	0648 6759013	6.00
MEMBERSHIPS	601 6759014		3.26%	0644 6759014	0.00	3.41%	0649 6759014	0.00	2.66%	0648 6759014	0.00
PETTY CASH OFFICE	601 6759015		3.26%	0644 6759015	0.00	3.41%	0649 6759015	0.00	2.66%	0648 6759015	0.00
OTHER OFFICE EXPENSES	601 6759090	4,379.17	3.26%	0644 6759090	143.00	3.41%	0649 6759090	149.00	2.66%	0648 6759090	116.00
OFFICE TELEPHONE	601 6759110	3,074.12	3.26%	0644 6759110	100.00	3.41%	0649 6759110	105.00	2.66%	0648 6759110	82.00
OFFICE ELECTRIC	601 6759120	3,110.55	3.26%	0644 6759120	101.00	3.41%	0649 6759120	106.00	2.66%	0648 6759120	83.00
OPERATIONS TELEPHONES	601 6759135	2,335.00	3.26%	0644 6759135	76.00	3.41%	0649 6759135	80.00	2.66%	0648 6759135	62.00
OFFICE CLEANING	601 6759210	3,750.00	3.26%	0644 6759210	122.00	3.41%	0649 6759210	128.00	2.66%	0648 6759210	100.00
LANDSCAPING MOWING & SNOW	601 6759220	180.00	3.26%	0644 6759220	6.00	3.41%	0649 6759220	6.00	2.66%	0648 6759220	5.00
OFFICE GARBAGE REMOVAL	601 6759230	2,583.50	3.26%	0644 6759230	84.00	3.41%	0649 6759230	88.00	2.66%	0648 6759230	69.00
OTHER OFFICE MAINT.	601 6759290		3.26%	0644 6759290	0.00	3.41%	0649 6759290	0.00	2.66%	0648 6759290	0.00
OFFICE EDUCATION/TRAINING	601 7048055		3.26%	0644 7048055	0.00	3.41%	0649 7048055	0.00	2.66%	0648 7048055	0.00
OTHER MISC. GENERAL	601 7758390		3.26%	0644 7758390	0.00	3.41%	0649 7758390	0.00	2.66%	0648 7758390	0.00
DEPRECIATION - OFFICE S	601 4032090	3,567.09	3.26%	0644 4032090	116.00	3.41%	0649 4032090	122.00	2.66%	0648 4032090	95.00
DEPRECIATION - OFFICE F	601 4032091	2,111.55	3.26%	0644 4032091	69.00	3.41%	0649 4032091	72.00	2.66%	0648 4032091	56.00
DEPRECIATION - TOOLS	601 4032094	1,128.15	3.26%	0644 4032094	37.00	3.41%	0649 4032094	38.00	2.66%	0648 4032094	30.00
TOTAL INDIRECT EXPENSES	2334002	<u>54,488.67</u>		0644 2334002	<u>(1,775.00)</u>		0649 2334002	<u>(1,857.00)</u>		0648 2334002	<u>(1,450.00)</u>
UIF - PARENT:											
BANK SERVICE CHARGES	0600 7758380		3.26%	0644 7758380	0.00	3.41%	0649 7758380	0.00	2.66%	0648 7758380	0.00
COMMUNICATION EXPENSES	0600 6759405	30,533.26	3.26%	0644 6759405	995.00	3.41%	0649 6759405	1,041.00	2.66%	0648 6759405	812.00
TOTAL INDIRECT EXPENSES	2334002	<u>30,533.26</u>		0644 2334002	<u>(995.00)</u>		0649 2334002	<u>(1,041.00)</u>		0648 2334002	<u>(812.00)</u>
TOTAL COST CENTERS		<u>85,021.93</u>			<u>(2,770.00)</u>			<u>(2,898.00)</u>			<u>(2,262.00)</u>

A Less Mailsort/Advance expenses already allocated.
B Less Cable & Wireless expenses already allocated.

Distribution of Florida Office Expenses
 SE 90-FLORIDA
 3/31/07

3/7/2008
 10:40 AM

	UIF-T/B		ALAFAYA			EAGLE RIDGE			CYPRESS LAKES					
	Sub	Amount	%	Account	Amount	%	Account	Amount	%	Account	Amount			
INDIRECT EXPENSES:														
FLORIDA OFFICE:														
TEMP. EMPLOYMENT - CLER	601	6369003	10.78%	0647	6369003	1,146.00	3.73%	0673	6369003	396.00	2.61%	0672	6369003	277.00
COMPUTER MAINT.	601	6369007	10.78%	0647	6369007	0.00	3.73%	0673	6369007	0.00	2.61%	0672	6369007	0.00
PUBL SUBSCRIPTIONS & TA	601	6759001	10.78%	0647	6759001	0.00	3.73%	0673	6759001	0.00	2.61%	0672	6759001	0.00
ANSWERING SERV	601	6759002	10.78%	0647	6759002	386.00	3.73%	0673	6759002	134.00	2.61%	0672	6759002	93.00
COMPUTER SUPPLIES	601	6759003	10.78%	0647	6759003	0.00	3.73%	0673	6759003	0.00	2.61%	0672	6759003	0.00
PRINTING & BLUEPRINTS	601	6759004	10.78%	0647	6759004	0.00	3.73%	0673	6759004	0.00	2.61%	0672	6759004	0.00
POSTAGE	601	6759005	10.78%	0647	6759005	0.00	3.73%	0673	6759005	0.00	2.61%	0672	6759005	0.00
UPS & AIR FREIGHT	601	6759006	10.78%	0647	6759006	106.00	3.73%	0673	6759006	37.00	2.61%	0672	6759006	26.00
PRINTING CUSTOMER SERVI:	601	6759007	10.78%	0647	6759007	291.00	3.73%	0673	6759007	101.00	2.61%	0672	6759007	70.00
XEROX	601	6759008	10.78%	0647	6759008	18.00	3.73%	0673	6759008	6.00	2.61%	0672	6759008	4.00
OFF SUPPLY STORES	601	6759009	10.78%	0647	6759009	1,036.00	3.73%	0673	6759009	358.00	2.61%	0672	6759009	251.00
REIM OF OFF EMP EXP	601	6759010	10.78%	0647	6759010	43.00	3.73%	0673	6759010	15.00	2.61%	0672	6759010	10.00
OFFICE EXPENSES	601	6759011	10.78%	0647	6759011	0.00	3.73%	0673	6759011	0.00	2.61%	0672	6759011	0.00
CLEANING SUPPLIES	601	6759013	10.78%	0647	6759013	23.00	3.73%	0673	6759013	8.00	2.61%	0672	6759013	6.00
MEMBERSHIPS	601	6759014	10.78%	0647	6759014	0.00	3.73%	0673	6759014	0.00	2.61%	0672	6759014	0.00
PETTY CASH OFFICE	601	6759015	10.78%	0647	6759015	0.00	3.73%	0673	6759015	0.00	2.61%	0672	6759015	0.00
OTHER OFFICE EXPENSES	601	6759090	10.78%	0647	6759090	472.00	3.73%	0673	6759090	163.00	2.61%	0672	6759090	114.00
OFFICE TELEPHONE	601	6759110	10.78%	0647	6759110	331.00	3.73%	0673	6759110	115.00	2.61%	0672	6759110	80.00
OFFICE ELECTRIC	601	6759120	10.78%	0647	6759120	335.00	3.73%	0673	6759120	116.00	2.61%	0672	6759120	81.00
OPERATIONS TELEPHONES	601	6759135	10.78%	0647	6759135	252.00	3.73%	0673	6759135	87.00	2.61%	0672	6759135	61.00
OFFICE CLEANING	601	6759210	10.78%	0647	6759210	404.00	3.73%	0673	6759210	140.00	2.61%	0672	6759210	98.00
LANDSCAPING MOWING & SNOW	601	6759220	10.78%	0647	6759220	19.00	3.73%	0673	6759220	7.00	2.61%	0672	6759220	5.00
OFFICE GARBAGE REMOVAL	601	6759230	10.78%	0647	6759230	279.00	3.73%	0673	6759230	96.00	2.61%	0672	6759230	67.00
OTHER OFFICE MAINT.	601	6759290	10.78%	0647	6759290	0.00	3.73%	0673	6759290	0.00	2.61%	0672	6759290	0.00
OFFICE EDUCATION/TRAININ	601	7048055	10.78%	0647	7048055	0.00	3.73%	0673	7048055	0.00	2.61%	0672	7048055	0.00
OTHER MISC. GENERAL	601	7758390	10.78%	0647	7758390	0.00	3.73%	0673	7758390	0.00	2.61%	0672	7758390	0.00
DEPRECIATION - OFFICE S	601	4032090	10.78%	0647	4032090	385.00	3.73%	0673	4032090	133.00	2.61%	0672	4032090	93.00
DEPRECIATION - OFFICE F	601	4032091	10.78%	0647	4032091	228.00	3.73%	0673	4032091	79.00	2.61%	0672	4032091	55.00
DEPRECIATION - TOOLS	601	4032094	10.78%	0647	4032094	122.00	3.73%	0673	4032094	42.00	2.61%	0672	4032094	29.00
TOTAL INDIRECT EXPENSES	2334002	<u>54,488.67</u>		0647	2334002	<u>(5,876.00)</u>		0673	2334002	<u>(2,033.00)</u>		0672	2334002	<u>(1,420.00)</u>
UIF - PARENT:														
BANK SERVICE CHARGES	0600	7758380	10.78%	0647	7758380	0.00	3.73%	0673	7758380	0.00	2.61%	0672	7758380	0.00
COMMUNICATION EXPENSES	0600	6759405	10.78%	0647	6759405	3,291.00	3.73%	0673	6759405	1,139.00	2.61%	0672	6759405	797.00
TOTAL INDIRECT EXPENSES	2334002	<u>30,533.26</u>		0647	2334002	<u>(3,291.00)</u>		0673	2334002	<u>(1,139.00)</u>		0672	2334002	<u>(797.00)</u>
TOTAL COST CENTERS		<u>85,021.93</u>				<u>(9,167.00)</u>				<u>(3,172.00)</u>			<u>(2,217.00)</u>	

A Less Mailsort/Advance expenses already allocated.
 B Less Cable & Wireless expenses already allocated.

Distribution of Florida Office Expenses
 SE 90-FLORIDA
 3/31/07

3/7/2008
 10:40 AM

	UIF-T/B		SANLANDO		SANDLHAVEN		SOUTHGATE								
	Sub	Amount	%	Account	Amount	%	Account	Amount							
INDIRECT EXPENSES:															
FLORIDA OFFICE:															
TEMP. EMPLOYMENT - CLER	601	6369003	10,626.97	24.25%	0680	6369003	2,577.00	1.45%	0690	6369003	154.00	4.25%	0695	6369003	452.00
COMPUTER MAINT.	601	6369007		24.25%	0680	6369007	0.00	1.45%	0690	6369007	0.00	4.25%	0695	6369007	0.00
PUBL SUBSCRIPTIONS & TA	601	6759001		24.25%	0680	6759001	0.00	1.45%	0690	6759001	0.00	4.25%	0695	6759001	0.00
ANSWERING SERV	601	6759002	1,579.70	24.25%	0680	6759002	868.00	1.45%	0690	6759002	52.00	4.25%	0695	6759002	152.00
COMPUTER SUPPLIES	601	6759003		24.25%	0680	6759003	0.00	1.45%	0690	6759003	0.00	4.25%	0695	6759003	0.00
PRINTING & BLUEPRINTS	601	6759004		24.25%	0680	6759004	0.00	1.45%	0690	6759004	0.00	4.25%	0695	6759004	0.00
POSTAGE	601	6759005	0.00	24.25%	0680	6759005	0.00	1.45%	0690	6759005	0.00	4.25%	0695	6759005	0.00
UPS & AIR FREIGHT	601	6759006	978.83	24.25%	0680	6759006	237.00	1.45%	0690	6759006	14.00	4.25%	0695	6759006	42.00
PRINTING CUSTOMER SERV	601	6759007	2,697.01	24.25%	0680	6759007	654.00	1.45%	0690	6759007	39.00	4.25%	0695	6759007	115.00
XEROX	601	6759008	164.76	24.25%	0680	6759008	40.00	1.45%	0690	6759008	2.00	4.25%	0695	6759008	7.00
OFF SUPPLY STORES	601	6759009	9,611.03	24.25%	0680	6759009	2,331.00	1.45%	0690	6759009	139.00	4.25%	0695	6759009	408.00
REIM OF OFF EMP EXP	601	6759010	394.67	24.25%	0680	6759010	96.00	1.45%	0690	6759010	6.00	4.25%	0695	6759010	17.00
OFFICE EXPENSES	601	6759011		24.25%	0680	6759011	0.00	1.45%	0690	6759011	0.00	4.25%	0695	6759011	0.00
CLEANING SUPPLIES	601	6759013	216.57	24.25%	0680	6759013	53.00	1.45%	0690	6759013	3.00	4.25%	0695	6759013	9.00
MEMBERSHIPS	601	6759014		24.25%	0680	6759014	0.00	1.45%	0690	6759014	0.00	4.25%	0695	6759014	0.00
PETTY CASH OFFICE	601	6759015		24.25%	0680	6759015	0.00	1.45%	0690	6759015	0.00	4.25%	0695	6759015	0.00
OTHER OFFICE EXPENSES	601	6759090	4,379.17	24.25%	0680	6759090	1,062.00	1.45%	0690	6759090	63.00	4.25%	0695	6759090	186.00
OFFICE TELEPHONE	601	6759110	3,074.12	24.25%	0680	6759110	745.00	1.45%	0690	6759110	45.00	4.25%	0695	6759110	131.00
OFFICE ELECTRIC	601	6759120	3,110.55	24.25%	0680	6759120	754.00	1.45%	0690	6759120	45.00	4.25%	0695	6759120	132.00
OPERATIONS TELEPHONES	601	6759135	2,335.00	24.25%	0680	6759135	566.00	1.45%	0690	6759135	34.00	4.25%	0695	6759135	99.00
OFFICE CLEANING	601	6759210	3,750.00	24.25%	0680	6759210	909.00	1.45%	0690	6759210	54.00	4.25%	0695	6759210	159.00
LANDSCAPING MOWING & SNOW	601	6759220	180.00	24.25%	0680	6759220	44.00	1.45%	0690	6759220	3.00	4.25%	0695	6759220	8.00
OFFICE GARBAGE REMOVAL	601	6759230	2,583.50	24.25%	0680	6759230	626.00	1.45%	0690	6759230	37.00	4.25%	0695	6759230	110.00
OTHER OFFICE MAINT.	601	6759290		24.25%	0680	6759290	0.00	1.45%	0690	6759290	0.00	4.25%	0695	6759290	0.00
OFFICE EDUCATION/TRAINING	601	7048055		24.25%	0680	7048055	0.00	1.45%	0690	7048055	0.00	4.25%	0695	7048055	0.00
OTHER MISC. GENERAL	601	7758390		24.25%	0680	7758390	0.00	1.45%	0690	7758390	0.00	4.25%	0695	7758390	0.00
DEPRECIATION - OFFICE S	601	4032090	3,567.09	24.25%	0680	4032090	865.00	1.45%	0690	4032090	52.00	4.25%	0695	4032090	152.00
DEPRECIATION - OFFICE F	601	4032091	2,111.55	24.25%	0680	4032091	512.00	1.45%	0690	4032091	31.00	4.25%	0695	4032091	90.00
DEPRECIATION - TOOLS	601	4032094	1,128.15	24.25%	0680	4032094	274.00	1.45%	0690	4032094	16.00	4.25%	0695	4032094	48.00
TOTAL INDIRECT EXPENSES		2334002	54,488.67		0680	2334002	(13,213.00)		0690	2334002	(789.00)		0695	2334002	(2,317.00)
UIF - PARENT:															
BANK SERVICE CHARGES	0600	7758380		24.25%	0680	7758380	0.00	1.45%	0690	7758380	0.00	4.25%	0695	7758380	0.00
COMMUNICATION EXPENSES	0600	6759405	30,533.26	24.25%	0680	6759405	7,404.00	1.45%	0690	6759405	443.00	4.25%	0695	6759405	1,298.00
TOTAL INDIRECT EXPENSES		2334002	30,533.26		0680	2334002	(7,404.00)		0690	2334002	(443.00)		0695	2334002	(1,298.00)
TOTAL COST CENTERS			85,021.93				(20,617.00)				(1,232.00)				(3,615.00)

A Less Mailsort/Advance expenses already allocated.
 B Less Cable & Wireless expenses already allocated.

Distribution of Florida Office Expenses
 SE 90-FLORIDA
 3/31/07

3/7/2008
 10:40 AM

	UIF-T/B		BAYSIDE		SAIDY CREEK		LABRADOR								
	Sub	Amount	%	Account	Amount	%	Account	Amount							
INDIRECT EXPENSES:															
FLORIDA OFFICE:															
TEMP. EMPLOYMENT - CLER	601	6369003	10,626.97	0.36%	0694	6369003	38.00	0.42%	0699	6369003	45.00	1.72%	0693	6369003	183.00
COMPUTER MAINT.	601	6369007		0.36%	0694	6369007	0.00	0.42%	0699	6369007	0.00	1.72%	0693	6369007	0.00
PUBL SUBSCRIPTIONS & TA	601	6759001		0.36%	0694	6759001	0.00	0.42%	0699	6759001	0.00	1.72%	0693	6759001	0.00
ANSWERING SERV	601	6759002	3,579.70	0.36%	0694	6759002	13.00	0.42%	0699	6759002	15.00	1.72%	0693	6759002	62.00
COMPUTER SUPPLIES	601	6759003		0.36%	0694	6759003	0.00	0.42%	0699	6759003	0.00	1.72%	0693	6759003	0.00
PRINTING & BLUEPRINTS	601	6759004		0.36%	0694	6759004	0.00	0.42%	0699	6759004	0.00	1.72%	0693	6759004	0.00
POSTAGE	601	6759005	0.00 A	0.36%	0694	6759005	0.00	0.42%	0699	6759005	0.00	1.72%	0693	6759005	0.00
UPS & AIR FREIGHT	601	6759006	978.83	0.36%	0694	6759006	4.00	0.42%	0699	6759006	4.00	1.72%	0693	6759006	17.00
PRINTING CUSTOMER SERVI	601	6759007	2,697.01	0.36%	0694	6759007	10.00	0.42%	0699	6759007	11.00	1.72%	0693	6759007	46.00
XEROX	601	6759008	164.76	0.36%	0694	6759008	1.00	0.42%	0699	6759008	1.00	1.72%	0693	6759008	3.00
OFF SUPPLY STORES	601	6759009	9,611.03	0.36%	0694	6759009	35.00	0.42%	0699	6759009	40.00	1.72%	0693	6759009	165.00
REIM OF OFF EMP EXP	601	6759010	394.67	0.36%	0694	6759010	1.00	0.42%	0699	6759010	2.00	1.72%	0693	6759010	7.00
OFFICE EXPENSES	601	6759011		0.36%	0694	6759011	0.00	0.42%	0699	6759011	0.00	1.72%	0693	6759011	0.00
CLEANING SUPPLIES	601	6759013	216.57	0.36%	0694	6759013	1.00	0.42%	0699	6759013	1.00	1.72%	0693	6759013	4.00
MEMBERSHIPS	601	6759014		0.36%	0694	6759014	0.00	0.42%	0699	6759014	0.00	1.72%	0693	6759014	0.00
PETTY CASH OFFICE	601	6759015		0.36%	0694	6759015	0.00	0.42%	0699	6759015	0.00	1.72%	0693	6759015	0.00
OTHER OFFICE EXPENSES	601	6759090	4,379.17	0.36%	0694	6759090	16.00	0.42%	0699	6759090	18.00	1.72%	0693	6759090	75.00
OFFICE TELEPHONE	601	6759110	3,074.12	0.36%	0694	6759110	11.00	0.42%	0699	6759110	13.00	1.72%	0693	6759110	53.00
OFFICE ELECTRIC	601	6759120	3,110.55	0.36%	0694	6759120	11.00	0.42%	0699	6759120	13.00	1.72%	0693	6759120	54.00
OPERATIONS TELEPHONES	601	6759135	2,335.00	0.36%	0694	6759135	8.00	0.42%	0699	6759135	10.00	1.72%	0693	6759135	40.00
OFFICE CLEANING	601	6759210	3,750.00	0.36%	0694	6759210	14.00	0.42%	0699	6759210	16.00	1.72%	0693	6759210	65.00
LANDSCAPING MOWING & SNOW	601	6759220	180.00	0.36%	0694	6759220	1.00	0.42%	0699	6759220	1.00	1.72%	0693	6759220	3.00
OFFICE GARBAGE REMOVAL	601	6759230	2,583.50	0.36%	0694	6759230	9.00	0.42%	0699	6759230	11.00	1.72%	0693	6759230	44.00
OTHER OFFICE MAINT.	601	6759290		0.36%	0694	6759290	0.00	0.42%	0699	6759290	0.00	1.72%	0693	6759290	0.00
OFFICE EDUCATION/TRAINING	601	7048055		0.36%	0694	7048055	0.00	0.42%	0699	7048055	0.00	1.72%	0693	7048055	0.00
OTHER MISC. GENERAL	601	7758390		0.36%	0694	7758390	0.00	0.42%	0699	7758390	0.00	1.72%	0693	7758390	0.00
DEPRECIATION - OFFICE S	601	4032090	3,567.09	0.36%	0694	4032090	13.00	0.42%	0699	4032090	15.00	1.72%	0693	4032090	61.00
DEPRECIATION - OFFICE FI	601	4032091	2,111.55	0.36%	0694	4032091	8.00	0.42%	0699	4032091	9.00	1.72%	0693	4032091	36.00
DEPRECIATION - TOOLS	601	4032094	1,128.15	0.36%	0694	4032094	4.00	0.42%	0699	4032094	5.00	1.72%	0693	4032094	19.00
TOTAL INDIRECT EXPENSES		2334002	54,488.67		0694	2334002	(198.00)		0699	2334002	(230.00)		0693	2334002	(937.00)
UIF - PARENT:															
BANK SERVICE CHARGES	0600	7758380		0.36%	0694	7758380	0.00	0.42%	0699	7758380	0.00	1.72%	0693	7758380	0.00
COMMUNICATION EXPENSES	0600	6759405	30,533.26	0.36%	0694	6759405	110.00	0.42%	0699	6759405	128.00	1.72%	0693	6759405	525.00
TOTAL INDIRECT EXPENSES		2334002	30,533.26		0694	2334002	(110.00)		0699	2334002	(128.00)		0693	2334002	(525.00)
TOTAL COST CENTERS			85,021.93				(308.00)				(358.00)				(1,462.00)

A Less Mailsort/Advance expenses already allocated.
 B Less Cable & Wireless expenses already allocated.

Distribution of Florida Office Expenses
 SE 90-FLORIDA
 3/31/07

3/7/2008
 10:40 AM

3/7/2008
 10:40 AM

	UIF-T/B		UIF		WSC	
	Sub	Amount	Account	Amount	Account	Amount
INDIRECT EXPENSES:						
FLORIDA OFFICE:						
TEMP. EMPLOYMENT - CLER	601 6369003	10,626.97	0601 6369003	(8,961.00)		
COMPUTER MAINT.	601 6369007		0601 6369007	0.00		
FUEL SUBSCRIPTIONS & TA	601 6759001		0601 6759001	0.00		
ANSWERING SERV	601 6759002	3,579.70	0601 6759002	(3,021.00)		
COMPUTER SUPPLIES	601 6759003		0601 6759003	0.00		
PRINTING & BLUEPRINTS	601 6759004		0601 6759004	0.00		
POSTAGE	601 6759005	0.00 A	0601 6759005	0.00		
UPS & AIR FREIGHT	601 6759006	978.83	0601 6759006	(826.00)		
PRINTING CUSTOMER SERVI	601 6759007	2,697.01	0601 6759007	(2,274.00)		
XEROX	601 6759008	164.76	0601 6759008	(139.00)		
OFF SUPPLY STORES	601 6759009	9,611.03	0601 6759009	(8,105.00)	0005 1451104	308.00
REIM OF OFF EMP EXP	601 6759010	394.67	0601 6759010	(333.00)	0005 1451103	1,232.00
OFFICE EXPENSES	601 6759011		0601 6759011	0.00	0005 1451101	20,617.00
CLEANING SUPPLIES	601 6759013	216.57	0601 6759013	(184.00)	0005 1451072	2,217.00
MEMBERSHIPS	601 6759014		0601 6759014	0.00	0005 1451073	3,172.00
PETTY CASH OFFICE	601 6759015		0601 6759015	0.00	0005 1451061	1,513.00
OTHER OFFICE EXPENSES	601 6759090	4,379.17	0601 6759090	(3,690.00)	0005 1451088	4,199.00
OFFICE TELEPHONE	601 6759110	3,074.12	0601 6759110	(2,593.00)	0005 1451062	297.00
OFFICE ELECTRIC	601 6759120	3,110.55	0601 6759120	(2,622.00)	0005 1451089	12,415.00
OPERATIONS TELEPHONES	601 6759135	2,335.00	0601 6759135	(1,969.00)	0005 1451091	2,058.00
OFFICE CLEANING	601 6759210	3,750.00	0601 6759210	(3,163.00)		
LANDSCAPING MOWING & SNOW	601 6759220	180.00	0601 6759220	(153.00)	0005 1451064	1,138.00
OFFICE GARBAGE REMOVAL	601 6759230	2,583.50	0601 6759230	(2,178.00)	0005 1451066	2,770.00
OTHER OFFICE MAINT.	601 6759290		0601 6759290	0.00	0005 1451069	2,898.00
OFFICE EDUCATION/TRAINING	601 7048055		0601 7048055	0.00	0005 1451068	2,262.00
OTHER MISC. GENERAL	601 7758390		0601 7758390	0.00	0005 1451067	9,167.00
DEPRECIATION - OFFICE S	601 4032090	3,567.09	0601 4032090	(3,008.00)	0005 1451105	3,615.00
DEPRECIATION - OFFICE F	601 4032091	2,111.55	0601 4032091	(1,781.00)	0005 1451109	358.00
DEPRECIATION - TOOLS	601 4032094	1,128.15	0601 4032094	(951.00)	0005 1451106	1,462.00
					0005 1451090	(71,698.00)
TOTAL INDIRECT EXPENSES	2334002	54,488.67	0600 2334002	45,951.00		
						0.00
UIF - PARENT:						
BANK SERVICE CHARGES	0600 7758380		0600 7758380	0.00		
COMMUNICATION EXPENSES	0600 6759405	30,533.26	0600 6759405	(25,747.00)		
TOTAL INDIRECT EXPENSES	2334002	30,533.26	0600 2334002	25,747.00		
TOTAL COST CENTERS		85,021.93		71,698.00		

A Less Mailsort/Advance expenses already allocated.
 B Less Cable & Wireless expenses already allocated.

Distribution of Illinois Cost Center
 SE 90-IL.OFFICE
 3/31/07

3/7/2008
 10:43 AM

Acct Name	Sub	Acct #	Amount to be Alloc	Alloc Method	Apple Canyon			Camelot			Charmar		
					Sub #	Acct #	Amount	Sub #	Acct #	Amount	Sub #	Acct #	Amount
Legal Fees	99	6338001	4,182.00	[c]	0010	6338001	278.00	0014	6338001	94.00	0018	6338001	15.00
Computer Maint.	99	6369007		[b]	0010	6369007	0.00	0014	6369007	0.00	0018	6369007	0.00
Computer Amort & Prog cost	99	6369009	309.32	[b]	0010	6369009	21.00	0014	6369009	5.00	0018	6369009	1.00
Rate Case Exp.	99	7668010		[d]	0010	7668010	0.00	0014	7668010	0.00	0018	7668010	0.00
Rent - Burla Enterprises	99	6419090	6,507.00	[b]	0010	6419027	432.00	0014	6419027	103.00	0018	6419027	17.00
Answering Serv	99	6759002	2,720.44	[b]	0010	6759002	181.00	0014	6759002	43.00	0018	6759002	7.00
Printing & Blueprints	99	6759004		[b]	0010	6759004	0.00	0014	6759004	0.00	0018	6759004	0.00
Computer Supplies	99	6759003		[b]	0010	6759003	0.00	0014	6759003	0.00	0018	6759003	0.00
Postage & postage Meter - Office	99	6759005	(432.98)	[b]	0010	6759005	(29.00)	0014	6759005	(7.00)	0018	6759005	(1.00)
UPS & Air Freight	99	6759006	258.40	[b]	0010	6759006	17.00	0014	6759006	4.00	0018	6759006	1.00
Office Supply Stores	99	6759009	180.74	[b]	0010	6759009	12.00	0014	6759009	3.00	0018	6759009	0.00
Other Office Expenses	99	6759090		[b]	0010	6759090	0.00	0014	6759090	0.00	0018	6759090	0.00
Operations Telephones	99	6759135	1,364.95	[b]	0010	6759135	91.00	0014	6759135	22.00	0018	6759135	4.00
Operations Telephones - LD	99	6759136	127.90	[b]	0010	6759136	8.00	0014	6759136	2.00	0018	6759136	0.00
Meals and Related Exp.	99	7758370	62.40	[b]	0010	7758370	4.00	0014	7758370	1.00	0018	7758370	0.00
Other Misc. General	99	7758390	669.20	[b]	0010	7758390	44.00	0014	7758390	11.00	0018	7758390	2.00
Operators Expense	99	6205003		[b]	0010	6205003	0.00	0014	6205003	0.00	0018	6205003	0.00
Communication Expense	99	6759405	5,638.13	[b]	0010	6759405	374.00	0014	6759405	90.00	0018	6759405	15.00
Operators Ed Exp.	99	6759410	192.95	[b]	0010	6759410	13.00	0014	6759410	3.00	0018	6759410	1.00
Operators Postage	99	6759413		[b]	0010	6759413	0.00	0014	6759413	0.00	0018	6759413	0.00
Oper. Office Supply Stores	99	6759414		[b]	0010	6759414	0.00	0014	6759414	0.00	0018	6759414	0.00
Operators Memberships	99	6759416	(130.00)	[b]	0010	6759416	(9.00)	0014	6759416	(2.00)	0018	6759416	0.00
Operators Cleaning Supplies	99	6759017		[b]	0010	6759017	0.00	0014	6759017	0.00	0018	6759017	0.00
Operators Other Office	99	6759018		[b]	0010	6759018	0.00	0014	6759018	0.00	0018	6759018	0.00
Operators Publications	99	6759019		[b]	0010	6759019	0.00	0014	6759019	0.00	0018	6759019	0.00
Sales/Use Tax Expense	99	6759430		[b]	0010	6759430	0.00	0014	6759430	0.00	0018	6759430	0.00
Gasoline	99	6501020	16,629.97	[c]	0010	6501020	1,557.00	0014	6501020	374.00	0018	6501020	62.00
Auto Repairs & Tires	99	6501030	13,298.84	[c]	0010	6501030	1,245.00	0014	6501030	299.00	0018	6501030	49.00
Auto Licenses	99	6501040	185.00	[c]	0010	6501040	17.00	0014	6501040	4.00	0018	6501040	1.00
Other Transportation	99	6509090		[c]	0010	6509090	0.00	0014	6509090	0.00	0018	6509090	0.00
Depreciation - Water Plant	99	4032010	196.98	[c]	0010	4032010	18.00	0014	4032010	4.00	0018	4032010	1.00
Depreciation Transportation	99	4032092	16,739.03	[c]	0010	4032092	1,567.00	0014	4032092	377.00	0018	4032092	62.00
Depreciation Computer	99	4032098	2,204.63	[b]	0010	4032098	146.00	0014	4032098	35.00	0018	4032098	6.00
Deferred Income Taxes -fed	99	4101000		[c]	0010	4101000	0.00	0014	4101000	0.00	0018	4101000	0.00
Deferred Income Taxes -st	99	4101100		[c]	0010	4101100	0.00	0014	4101100	0.00	0018	4101100	0.00
Sale of Transportation	99	4141040		[c]	0010	4141040	0.00	0014	4141040	0.00	0018	4141040	0.00
Interest Exp. - Interco.	99	4192000		[b]	0010	4192000	0.00	0014	4192000	0.00	0018	4192000	0.00
Interest During Construction	99	4201000		[b]	0010	4201000	0.00	0014	4201000	0.00	0018	4201000	0.00
Total	99	2334002	<u>70,904.90</u>		0010	2334002	<u>(5,987.00)</u>	0014	2334002	<u>(1,465.00)</u>	0018	2334002	<u>(243.00)</u>

Distribution of Illinois Cost Center
 SE 90-IL.OFFICE
 3/31/07

3/7/2008
 10:43 AM

Acct Name	Sub	Acct #	Amount to be Alloc	Alloc Method	Cherry Hill			Holiday Hills			Clarendon		
					Sub #	Acct #	Amount	Sub #	Acct #	Amount	Sub #	Acct #	Amount
Legal Fees	99	6338001	4,182.00	{c}	0022	6338001	75.00	0025	6338001	71.00	0026	6338001	106.00
Computer Maint.	99	6369007		{b}	0022	6369007	0.00	0025	6369007	0.00	0026	6369007	0.00
Computer Amort & Prog cost	99	6369009	309.32	{b}	0022	6369009	4.00	0025	6369009	4.00	0026	6369009	6.00
Rate Case Exp.	99	7668010		{d}	0022	7668010	0.00	0025	7668010	0.00	0026	7668010	0.00
Rent - Burla Enterprises	99	6419027	6,507.00	{b}	0022	6419027	83.00	0025	6419027	78.00	0026	6419027	117.00
Answering Serv	99	6759002	2,720.44	{b}	0022	6759002	35.00	0025	6759002	33.00	0026	6759002	49.00
Printing & Blueprints	99	6759004		{b}	0022	6759004	0.00	0025	6759004	0.00	0026	6759004	0.00
Computer Supplies	99	6759003		{b}	0022	6759003	0.00	0025	6759003	0.00	0026	6759003	0.00
Postage & postage Meter - Office	99	6759005	(432.98)	{b}	0022	6759005	(6.00)	0025	6759005	(5.00)	0026	6759005	(8.00)
UPS & Air Freight	99	6759006	258.40	{b}	0022	6759006	3.00	0025	6759006	3.00	0026	6759006	5.00
Office Supply Stores	99	6759009	180.74	{b}	0022	6759009	2.00	0025	6759009	2.00	0026	6759009	3.00
Other Office Expenses	99	6759090		{b}	0022	6759090	0.00	0025	6759090	0.00	0026	6759090	0.00
Operations Telephones	99	6759135	1,364.95	{b}	0022	6759135	17.00	0025	6759135	16.00	0026	6759135	25.00
Operations Telephones - LD	99	6759136	127.90	{b}	0022	6759136	2.00	0025	6759136	2.00	0026	6759136	2.00
Meals and Related Exp.	99	7758370	62.40	{b}	0022	7758370	1.00	0025	7758370	1.00	0026	7758370	1.00
Other Misc. General	99	7758390	669.20	{b}	0022	7758390	9.00	0025	7758390	8.00	0026	7758390	12.00
Operators Expense	99	6205003		{b}	0022	6205003	0.00	0025	6205003	0.00	0026	6205003	0.00
Communication Expense	99	6759405	5,638.13	{b}	0022	6759405	72.00	0025	6759405	68.00	0026	6759405	101.00
Operators Ed Exp.	99	6759410	192.95	{b}	0022	6759410	2.00	0025	6759410	2.00	0026	6759410	3.00
Operators Postage	99	6759413		{b}	0022	6759413	0.00	0025	6759413	0.00	0026	6759413	0.00
Oper. Office Supply Stores	99	6759414		{b}	0022	6759414	0.00	0025	6759414	0.00	0026	6759414	0.00
Operators Memberships	99	6759416	(130.00)	{b}	0022	6759416	(2.00)	0025	6759416	(2.00)	0026	6759416	(2.00)
Operators Cleaning Supplies	99	6759017		{b}	0022	6759017	0.00	0025	6759017	0.00	0026	6759017	0.00
Operators Other Office	99	6759018		{b}	0022	6759018	0.00	0025	6759018	0.00	0026	6759018	0.00
Operators Publications	99	6759019		{b}	0022	6759019	0.00	0025	6759019	0.00	0026	6759019	0.00
Sales/Use Tax Expense	99	6759430		{b}	0022	6759430	0.00	0025	6759430	0.00	0026	6759430	0.00
Gasoline	99	6501020	16,629.97	{c}	0022	6501020	299.00	0025	6501020	283.00	0026	6501020	421.00
Auto Repairs & Tires	99	6501030	13,298.84	{c}	0022	6501030	239.00	0025	6501030	226.00	0026	6501030	336.00
Auto Licenses	99	6501040	185.00	{c}	0022	6501040	3.00	0025	6501040	3.00	0026	6501040	5.00
Other Transportation	99	6509090		{c}	0022	6509090	0.00	0025	6509090	0.00	0026	6509090	0.00
Depreciation - Water Plant	99	4032010	196.98	{c}	0022	4032010	4.00	0025	4032010	3.00	0026	4032010	5.00
Depreciation Transportation	99	4032092	16,739.03	{c}	0022	4032092	301.00	0025	4032092	285.00	0026	4032092	423.00
Depreciation Computer	99	4032098	2,204.63	{b}	0022	4032098	28.00	0025	4032098	26.00	0026	4032098	40.00
Deferred Income Taxes -fed	99	4101000		{c}	0022	4101000	0.00	0025	4101000	0.00	0026	4101000	0.00
Deferred Income Taxes -st	99	4101100		{c}	0022	4101100	0.00	0025	4101100	0.00	0026	4101100	0.00
Sale of Transportation	99	4141040		{c}	0022	4141040	0.00	0025	4141040	0.00	0026	4141040	0.00
Interest Exp. - Interco.	99	4192000		{b}	0022	4192000	0.00	0025	4192000	0.00	0026	4192000	0.00
Interest During Construction	99	4201000		{b}	0022	4201000	0.00	0025	4201000	0.00	0026	4201000	0.00
Total	99	2334002	<u>70,904.90</u>		0022	2334002	<u>(1,171.00)</u>	0025	2334002	<u>(1,107.00)</u>	0026	2334002	<u>(1,650.00)</u>

Distribution of Illinois Cost Center
 SE 90-IL.OFFICE
 3/31/07

3/7/2008
 10:43 AM

Acct Name	Sub	Acct #	Amount to be Alloc	Alloc Method	Westlake			County Line			Del Mar		
					Sub #	Acct #	Amount	Sub #	Acct #	Amount	Sub #	Acct #	Amount
Legal Fees	99	6338001	4,182.00	[c]	0027	6338001	185.00	0034	6338001	34.00	0038	6338001	11.00
Computer Maint.	99	6369007		[b]	0027	6369007	0.00	0034	6369007	0.00	0038	6369007	0.00
Computer Amort & Prog cost	99	6369009	309.32	[b]	0027	6369009	10.00	0034	6369009	2.00	0038	6369009	1.00
Rate Case Exp.	99	7668010		[d]	0027	7668010	0.00	0034	7668010	0.00	0038	7668010	0.00
Rent - Burla Enterprises	99	6419090	6,507.00	[b]	0027	6419027	204.00	0034	6419027	38.00	0038	6419027	12.00
Answering Serv	99	6759002	2,720.44	[b]	0027	6759002	85.00	0034	6759002	16.00	0038	6759002	5.00
Printing & Blueprints	99	6759004		[b]	0027	6759004	0.00	0034	6759004	0.00	0038	6759004	0.00
Computer Supplies	99	6759003		[b]	0027	6759003	0.00	0034	6759003	0.00	0038	6759003	0.00
Postage & postage Meter - Office	99	6759005	(432.98)	[b]	0027	6759005	(14.00)	0034	6759005	(3.00)	0038	6759005	(1.00)
UPS & Air Freight	99	6759006	258.40	[b]	0027	6759006	8.00	0034	6759006	1.00	0038	6759006	0.00
Office Supply Stores	99	6759009	180.74	[b]	0027	6759009	6.00	0034	6759009	1.00	0038	6759009	0.00
Other Office Expenses	99	6759090		[b]	0027	6759090	0.00	0034	6759090	0.00	0038	6759090	0.00
Operations Telephones	99	6759135	1,364.95	[b]	0027	6759135	43.00	0034	6759135	8.00	0038	6759135	2.00
Operations Telephones - LD	99	6759136	127.90	[b]	0027	6759136	4.00	0034	6759136	1.00	0038	6759136	0.00
Meals and Related Exp.	99	7758370	62.40	[b]	0027	7758370	2.00	0034	7758370	0.00	0038	7758370	0.00
Other Misc. General	99	7758390	669.20	[b]	0027	7758390	21.00	0034	7758390	4.00	0038	7758390	1.00
Operators Expense	99	6205003		[b]	0027	6205003	0.00	0034	6205003	0.00	0038	6205003	0.00
Communication Expense	99	6759405	5,638.13	[b]	0027	6759405	177.00	0034	6759405	33.00	0038	6759405	10.00
Operators Ed Exp.	99	6759410	192.95	[b]	0027	6759410	6.00	0034	6759410	1.00	0038	6759410	0.00
Operators Postage	99	6759413		[b]	0027	6759413	0.00	0034	6759413	0.00	0038	6759413	0.00
Oper. Office Supply Stores	99	6759414		[b]	0027	6759414	0.00	0034	6759414	0.00	0038	6759414	0.00
Operators Memberships	99	6759416	(130.00)	[b]	0027	6759416	(4.00)	0034	6759416	(1.00)	0038	6759416	0.00
Operators Cleaning Supplies	99	6759017		[b]	0027	6759017	0.00	0034	6759017	0.00	0038	6759017	0.00
Operators Other Office	99	6759018		[b]	0027	6759018	0.00	0034	6759018	0.00	0038	6759018	0.00
Operators Publications	99	6759019		[b]	0027	6759019	0.00	0034	6759019	0.00	0038	6759019	0.00
Sales/Use Tax Expense	99	6759430		[b]	0027	6759430	0.00	0034	6759430	0.00	0038	6759430	0.00
Gasoline	99	6501020	16,629.97	[c]	0027	6501020	735.00	0034	6501020	136.00	0038	6501020	43.00
Auto Repairs & Tires	99	6501030	13,298.84	[c]	0027	6501030	588.00	0034	6501030	109.00	0038	6501030	35.00
Auto Licenses	99	6501040	185.00	[c]	0027	6501040	8.00	0034	6501040	2.00	0038	6501040	0.00
Other Transportation	99	6509090		[c]	0027	6509090	0.00	0034	6509090	0.00	0038	6509090	0.00
Depreciation - Water Plant	99	4032010	196.98	[c]	0027	4032010	9.00	0034	4032010	2.00	0038	4032010	1.00
Depreciation Transportation	99	4032092	16,739.03	[c]	0027	4032092	740.00	0034	4032092	137.00	0038	4032092	44.00
Depreciation Computer	99	4032098	2,204.63	[b]	0027	4032098	69.00	0034	4032098	13.00	0038	4032098	4.00
Deferred Income Taxes -fed	99	4101000		[c]	0027	4101000	0.00	0034	4101000	0.00	0038	4101000	0.00
Deferred Income Taxes -st	99	4101100		[c]	0027	4101100	0.00	0034	4101100	0.00	0038	4101100	0.00
Sale of Transportation	99	4141040		[c]	0027	4141040	0.00	0034	4141040	0.00	0038	4141040	0.00
Interest Exp. - Interco.	99	4192000		[b]	0027	4192000	0.00	0034	4192000	0.00	0038	4192000	0.00
Interest During Construction	99	4201000		[b]	0027	4201000	0.00	0034	4201000	0.00	0038	4201000	0.00
Total	99	2334002	<u>70,904.90</u>		0027	2334002	<u>(2,882.00)</u>	0034	2334002	<u>(534.00)</u>	0038	2334002	<u>(168.00)</u>

Distribution of Illinois Cost Center
 SE 90-IL.OFFICE
 3/31/07

3/7/2008
 10:43 AM

Acct Name	Sub	Acct #	Amount to be Alloc	Alloc Method	Person Creek			Galena			Killarney		
					Sub #	Acct #	Amount	Sub #	Acct #	Amount	Sub #	Acct #	Amount
Legal Fees	99	6338001	4,182.00	[c]	0042	6338001	166.00	0046	6338001	868.00	0050	6338001	103.00
Computer Maint.	99	6369007		[b]	0042	6369007	0.00	0046	6369007	-	0050	6369007	0.00
Computer Amort & Prog cost	99	6369009	309.32	[b]	0042	6369009	9.00	0046	6369009	38.32	0050	6369009	5.00
Rate Case Exp.	99	7668010		[d]	0042	7668010	0.00	0046	7668010	-	0050	7668010	0.00
Rent - Burla Enterprises	99	6419090	6,507.00	[b]	0042	6419027	183.00	0046	6419027	835.00	0050	6419027	113.00
Answering Serv	99	6759002	2,720.44	[b]	0042	6759002	76.00	0046	6759002	348.44	0050	6759002	47.00
Printing & Blueprints	99	6759004		[b]	0042	6759004	0.00	0046	6759004	-	0050	6759004	0.00
Computer Supplies	99	6759003		[b]	0042	6759003	0.00	0046	6759003	-	0050	6759003	0.00
Postage & postage Meter - Office	99	6759005	(432.98)	[b]	0042	6759005	(12.00)	0046	6759005	(52.98)	0050	6759005	(8.00)
UPS & Air Freight	99	6759006	258.40	[b]	0042	6759006	7.00	0046	6759006	33.40	0050	6759006	4.00
Office Supply Stores	99	6759009	180.74	[b]	0042	6759009	5.00	0046	6759009	24.74	0050	6759009	3.00
Other Office Expenses	99	6759090		[b]	0042	6759090	0.00	0046	6759090	-	0050	6759090	0.00
Operations Telephones	99	6759135	1,364.95	[b]	0042	6759135	38.00	0046	6759135	174.95	0050	6759135	24.00
Operations Telephones - LD	99	6759136	127.90	[b]	0042	6759136	4.00	0046	6759136	17.90	0050	6759136	2.00
Meals and Related Exp.	99	7758370	62.40	[b]	0042	7758370	2.00	0046	7758370	9.40	0050	7758370	1.00
Other Misc. General	99	7758390	669.20	[b]	0042	7758390	19.00	0046	7758390	85.20	0050	7758390	12.00
Operators Expense	99	6205003		[b]	0042	6205003	0.00	0046	6205003	-	0050	6205003	0.00
Communication Expense	99	6759405	5,638.13	[b]	0042	6759405	158.00	0046	6759405	722.13	0050	6759405	98.00
Operators Ed Exp.	99	6759410	192.95	[b]	0042	6759410	5.00	0046	6759410	25.95	0050	6759410	3.00
Operators Postage	99	6759413		[b]	0042	6759413	0.00	0046	6759413	-	0050	6759413	0.00
Oper. Office Supply Stores	99	6759414		[b]	0042	6759414	0.00	0046	6759414	-	0050	6759414	0.00
Operators Memberships	99	6759416	(130.00)	[b]	0042	6759416	(4.00)	0046	6759416	(17.00)	0050	6759416	(2.00)
Operators Cleaning Supplies	99	6759017		[b]	0042	6759017	0.00	0046	6759017	-	0050	6759017	0.00
Operators Other Office	99	6759018		[b]	0042	6759018	0.00	0046	6759018	-	0050	6759018	0.00
Operators Publications	99	6759019		[b]	0042	6759019	0.00	0046	6759019	-	0050	6759019	0.00
Sales/Use Tax Expense	99	6759430		[b]	0042	6759430	0.00	0046	6759430	-	0050	6759430	0.00
Gasoline	99	6501020	16,629.97	[c]	0042	6501020	659.00	0046	6501020	2,993.97	0050	6501020	409.00
Auto Repairs & Tires	99	6501030	13,298.84	[c]	0042	6501030	527.00	0046	6501030	2,395.84	0050	6501030	327.00
Auto Licenses	99	6501040	185.00	[c]	0042	6501040	7.00	0046	6501040	33.00	0050	6501040	5.00
Other Transportation	99	6509090		[c]	0042	6509090	0.00	0046	6509090	-	0050	6509090	0.00
Depreciation - Water Plant	99	4032010	196.98	[c]	0042	4032010	8.00	0046	4032010	32.98	0050	4032010	5.00
Depreciation Transportation	99	4032092	16,739.03	[c]	0042	4032092	663.00	0046	4032092	3,015.03	0050	4032092	412.00
Depreciation Computer	99	4032098	2,204.63	[b]	0042	4032098	62.00	0046	4032098	283.63	0050	4032098	38.00
Deferred Income Taxes -fed	99	4101000		[c]	0042	4101000	0.00	0046	4101000	-	0050	4101000	0.00
Deferred Income Taxes -st	99	4101100		[c]	0042	4101100	0.00	0046	4101100	-	0050	4101100	0.00
Sale of Transportation	99	4141040		[c]	0042	4141040	0.00	0046	4141040	-	0050	4141040	0.00
Interest Exp. - Interco.	99	4192000		[b]	0042	4192000	0.00	0046	4192000	-	0050	4192000	0.00
Interest During Construction	99	4201000		[b]	0042	4201000	0.00	0046	4201000	-	0050	4201000	0.00
Total	99	2334002	<u>70,804.90</u>		0042	2334002	<u>(2,582.00)</u>	0046	2334002	<u>(11,867.90)</u>	0050	2334002	<u>(1,601.00)</u>

Distribution of Illinois Cost Center
 SE 90-IL.OFFICE
 3/31/07

3/7/2008
 10:43 AM

Acct Name	Sub	Acct #	Amount to be Alloc	Alloc Method	Lake Holiday			Lake Wildwood			Northern Hills		
					Sub #	Acct #	Amount	Sub #	Acct #	Amount	Sub #	Acct #	Amount
Legal Fees	99	6338001	4,182.00	[c]	0054	6338001	560.00	0058	6338001	207.00	0066	6338001	77.00
Computer Maint.	99	6369007		[b]	0054	6369007	0.00	0058	6369007	0.00	0066	6369007	0.00
Computer Amort & Prog cost	99	6369009	309.32	[b]	0054	6369009	29.00	0058	6369009	11.00	0066	6369009	4.00
Rate Case Exp.	99	7668010		[d]	0054	7668010	0.00	0058	7668010	0.00	0066	7668010	0.00
Rent - Burla Enterprises	99	6419090	6,507.00	[b]	0054	6419027	618.00	0058	6419027	228.00	0066	6419027	85.00
Answering Serv	99	6759002	2,720.44	[b]	0054	6759002	258.00	0058	6759002	95.00	0066	6759002	36.00
Printing & Blueprints	99	6759004		[b]	0054	6759004	0.00	0058	6759004	0.00	0066	6759004	0.00
Computer Supplies	99	6759003		[b]	0054	6759003	0.00	0058	6759003	0.00	0066	6759003	0.00
Postage & postage Meter - Office	99	6759005	(432.98)	[b]	0054	6759005	(41.00)	0058	6759005	(15.00)	0066	6759005	(6.00)
UPS & Air Freight	99	6759006	258.40	[b]	0054	6759006	25.00	0058	6759006	9.00	0066	6759006	3.00
Office Supply Stores	99	6759009	180.74	[b]	0054	6759009	17.00	0058	6759009	6.00	0066	6759009	2.00
Other Office Expenses	99	6759090		[b]	0054	6759090	0.00	0058	6759090	0.00	0066	6759090	0.00
Operations Telephones	99	6759135	1,364.95	[b]	0054	6759135	130.00	0058	6759135	48.00	0066	6759135	18.00
Operations Telephones - LD	99	6759136	127.90	[b]	0054	6759136	12.00	0058	6759136	4.00	0066	6759136	2.00
Meals and Related Exp.	99	7758370	62.40	[b]	0054	7758370	6.00	0058	7758370	2.00	0066	7758370	1.00
Other Misc. General	99	7758390	669.20	[b]	0054	7758390	64.00	0058	7758390	23.00	0066	7758390	9.00
Operators Expense	99	6205003		[b]	0054	6205003	0.00	0058	6205003	0.00	0066	6205003	0.00
Communication Expense	99	6759405	5,538.13	[b]	0054	6759405	536.00	0058	6759405	197.00	0066	6759405	74.00
Operators Ed Exp.	99	6759410	192.95	[b]	0054	6759410	18.00	0058	6759410	7.00	0066	6759410	3.00
Operators Postage	99	6759413		[b]	0054	6759413	0.00	0058	6759413	0.00	0066	6759413	0.00
Oper. Office Supply Stores	99	6759414		[b]	0054	6759414	0.00	0058	6759414	0.00	0066	6759414	0.00
Operators Memberships	99	6759416	(130.00)	[b]	0054	6759416	(12.00)	0058	6759416	(5.00)	0066	6759416	(2.00)
Operators Cleaning Supplies	99	6759017		[b]	0054	6759017	0.00	0058	6759017	0.00	0066	6759017	0.00
Operators Other Office	99	6759018		[b]	0054	6759018	0.00	0058	6759018	0.00	0066	6759018	0.00
Operators Publications	99	6759019		[b]	0054	6759019	0.00	0058	6759019	0.00	0066	6759019	0.00
Sales/Use Tax Expense	99	6759430		[b]	0054	6759430	0.00	0058	6759430	0.00	0066	6759430	0.00
Gasoline	99	6501020	16,529.97	[c]	0054	6501020	2,228.00	0058	6501020	822.00	0066	6501020	308.00
Auto Repairs & Tires	99	6501030	13,298.84	[c]	0054	6501030	1,782.00	0058	6501030	557.00	0066	6501030	246.00
Auto Licenses	99	6501040	185.00	[c]	0054	6501040	25.00	0058	6501040	9.00	0066	6501040	3.00
Other Transportation	99	6509090		[c]	0054	6509090	0.00	0058	6509090	0.00	0066	6509090	0.00
Depreciation - Water Plant	99	4032010	196.98	[c]	0054	4032010	26.00	0058	4032010	10.00	0066	4032010	4.00
Depreciation Transportation	99	4032092	16,739.03	[c]	0054	4032092	2,243.00	0058	4032092	827.00	0066	4032092	310.00
Depreciation Computer	99	4032098	2,204.63	[b]	0054	4032098	209.00	0058	4032098	77.00	0066	4032098	29.00
Deferred Income Taxes -fed	99	4101000		[c]	0054	4101000	0.00	0058	4101000	0.00	0066	4101000	0.00
Deferred Income Taxes -st	99	4101100		[c]	0054	4101100	0.00	0058	4101100	0.00	0066	4101100	0.00
Sale of Transportation	99	4141040		[c]	0054	4141040	0.00	0058	4141040	0.00	0066	4141040	0.00
Interest Exp. - Interco.	99	4192000		[b]	0054	4192000	0.00	0058	4192000	0.00	0066	4192000	0.00
Interest During Construction	99	4201000		[b]	0054	4201000	0.00	0058	4201000	0.00	0066	4201000	0.00
Total	99	2334002	70,904.90		0054	2334002	(8,733.00)	0058	2334002	(3,219.00)	0066	2334002	(1,206.00)

Distribution of Illinois Cost Center
 SE 90-IL.OFFICE
 3/31/07

3/7/2008
 10:43 AM

Acct Name	Sub	Acct #	Amount to be Alloc	Alloc Method	Wildwood			Valentine			Walk Up Woods		
					Sub #	Acct #	Amount	Sub #	Acct #	Amount	Sub #	Acct #	Amount
Legal Fees	99	6338001	4,182.00	[c]	0078	6338001	57.00	0082	6338001	20.00	0086	6338001	64.00
Computer Maint.	99	6369007		[b]	0078	6369007	0.00	0082	6369007	0.00	0086	6369007	0.00
Computer Amort & Prog cost	99	6369009	309.32	[b]	0078	6369009	3.00	0082	6369009	1.00	0086	6369009	3.00
Rate Case Exp.	99	7668010		[d]	0078	7668010	0.00	0082	7668010	0.00	0086	7668010	0.00
Rent - Burla Enterprises	99	6419090	6,507.00	[b]	0078	6419027	63.00	0082	6419027	23.00	0086	6419027	71.00
Answering Serv	99	6759002	2,720.44	[b]	0078	6759002	26.00	0082	6759002	10.00	0086	6759002	30.00
Printing & Blueprints	99	6759004		[b]	0078	6759004	0.00	0082	6759004	0.00	0086	6759004	0.00
Computer Supplies	99	6759003		[b]	0078	6759003	0.00	0082	6759003	0.00	0086	6759003	0.00
Postage & postage Meter - Office	99	6759005	(432.98)	[b]	0078	6759005	(4.00)	0082	6759005	(2.00)	0086	6759005	(5.00)
UPS & Air Freight	99	6759006	258.40	[b]	0078	6759006	3.00	0082	6759006	1.00	0086	6759006	3.00
Office Supply Stores	99	6759009	180.74	[b]	0078	6759009	2.00	0082	6759009	1.00	0086	6759009	2.00
Other Office Expenses	99	6759090		[b]	0078	6759090	0.00	0082	6759090	0.00	0086	6759090	0.00
Operations Telephones	99	6759135	1,364.95	[b]	0078	6759135	13.00	0082	6759135	5.00	0086	6759135	15.00
Operations Telephones - LD	99	6759136	127.90	[b]	0078	6759136	1.00	0082	6759136	0.00	0086	6759136	1.00
Meals and Related Exp.	99	7758370	62.40	[b]	0078	7758370	1.00	0082	7758370	0.00	0086	7758370	1.00
Other Misc. General	99	7758390	669.20	[b]	0078	7758390	6.00	0082	7758390	2.00	0086	7758390	7.00
Operators Expense	99	6205003		[b]	0078	6205003	0.00	0082	6205003	0.00	0086	6205003	0.00
Communication Expense	99	6759405	5,638.13	[b]	0078	6759405	55.00	0082	6759405	20.00	0086	6759405	61.00
Operators Ed Exp.	99	6759410	192.95	[b]	0078	6759410	2.00	0082	6759410	1.00	0086	6759410	2.00
Operators Postage	99	6759413		[b]	0078	6759413	0.00	0082	6759413	0.00	0086	6759413	0.00
Oper. Office Supply Stores	99	6759414		[b]	0078	6759414	0.00	0082	6759414	0.00	0086	6759414	0.00
Operators Memberships	99	6759416	(130.00)	[b]	0078	6759416	(1.00)	0082	6759416	0.00	0086	6759416	(1.00)
Operators Cleaning Supplies	99	6759017		[b]	0078	6759017	0.00	0082	6759017	0.00	0086	6759017	0.00
Operators Other Office	99	6759018		[b]	0078	6759018	0.00	0082	6759018	0.00	0086	6759018	0.00
Operators Publications	99	6759019		[b]	0078	6759019	0.00	0082	6759019	0.00	0086	6759019	0.00
Sales/Use Tax Expense	99	6759430		[b]	0078	6759430	0.00	0082	6759430	0.00	0086	6759430	0.00
Gasoline	99	6501020	16,629.97	[c]	0078	6501020	226.00	0082	6501020	81.00	0086	6501020	256.00
Auto Repairs & Tires	99	6501030	13,298.84	[c]	0078	6501030	181.00	0082	6501030	65.00	0086	6501030	205.00
Auto Licenses	99	6501040	185.00	[c]	0078	6501040	3.00	0082	6501040	1.00	0086	6501040	3.00
Other Transportation	99	6509090		[c]	0078	6509090	0.00	0082	6509090	0.00	0086	6509090	0.00
Depreciation - Water Plant	99	4032010	196.98	[c]	0078	4032010	3.00	0082	4032010	1.00	0086	4032010	3.00
Depreciation Transportation	99	4032092	16,739.03	[c]	0078	4032092	228.00	0082	4032092	82.00	0086	4032092	258.00
Depreciation Computer	99	4032098	2,204.63	[b]	0078	4032098	21.00	0082	4032098	8.00	0086	4032098	24.00
Deferred Income Taxes -fed	99	4101000		[c]	0078	4101000	0.00	0082	4101000	0.00	0086	4101000	0.00
Deferred Income Taxes -st	99	4101100		[c]	0078	4101100	0.00	0082	4101100	0.00	0086	4101100	0.00
Sale of Transportation	99	4141040		[c]	0078	4141040	0.00	0082	4141040	0.00	0086	4141040	0.00
Interest Exp. - Interco.	99	4192000		[b]	0078	4192000	0.00	0082	4192000	0.00	0086	4192000	0.00
Interest During Construction	99	4201000		[b]	0078	4201000	0.00	0082	4201000	0.00	0086	4201000	0.00
Total	99	2334002	70,904.90		0078	2334002	(889.00)	0082	2334002	(320.00)	0086	2334002	(1,003.00)

Distribution of Illinois Cost Center
 SE 90-IL.OFFICE
 3/31/07

3/7/2008
 10:43 AM

Acct Name	Sub	Acct #	Amount to be Alloc	Alloc Method	Whispering Hills			Medina			Cedar Bluff		
					Sub #	Acct #	Amount	Sub #	Acct #	Amount	Sub #	Acct #	Amount
Legal Fees	99	6338001	4,182.00	[c]	0090	6338001	683.00	0096	6338001	138.00	0098	6338001	38.00
Computer Maint.	99	6369007		[b]	0090	6369007	0.00	0096	6369007	0.00	0098	6369007	0.00
Computer Amort & Prog cost	99	6369009	309.32	[b]	0090	6369009	36.00	0096	6369009	7.00	0098	6369009	2.00
Rate Case Exp.	99	7668010		[d]	0090	7668010	0.00	0096	7668010	0.00	0098	7668010	0.00
Rent - Burla Enterprises	99	6419090	6,507.00	[b]	0090	6419027	754.00	0096	6419027	152.00	0098	6419027	42.00
Answering Serv	99	6759002	2,720.44	[b]	0090	6759002	315.00	0096	6759002	64.00	0098	6759002	18.00
Printing & Blueprints	99	6759004		[b]	0090	6759004	0.00	0096	6759004	0.00	0098	6759004	0.00
Computer Supplies	99	6759003		[b]	0090	6759003	0.00	0096	6759003	0.00	0098	6759003	0.00
Postage & postage Meter - Office	99	6759005	(432.98)	[b]	0090	6759005	(50.00)	0096	6759005	(10.00)	0098	6759005	(3.00)
UPS & Air Freight	99	6759006	258.40	[b]	0090	6759006	30.00	0096	6759006	6.00	0098	6759006	2.00
Office Supply Stores	99	6759009	180.74	[b]	0090	6759009	21.00	0096	6759009	4.00	0098	6759009	1.00
Other Office Expenses	99	6759090		[b]	0090	6759090	0.00	0096	6759090	0.00	0098	6759090	0.00
Operations Telephones	99	6759135	1,364.95	[b]	0090	6759135	158.00	0096	6759135	32.00	0098	6759135	9.00
Operations Telephones - LD	99	6759136	127.90	[b]	0090	6759136	15.00	0096	6759136	3.00	0098	6759136	1.00
Meals and Related Exp.	99	7758370	62.40	[b]	0090	7758370	7.00	0096	7758370	1.00	0098	7758370	0.00
Other Misc. General	99	7758390	669.20	[b]	0090	7758390	77.00	0096	7758390	16.00	0098	7758390	4.00
Operators Expense	99	6205003		[b]	0090	6205003	0.00	0096	6205003	0.00	0098	6205003	0.00
Communication Expense	99	6759405	5,638.13	[b]	0090	6759405	653.00	0096	6759405	132.00	0098	6759405	37.00
Operators Ed Exp.	99	6759410	192.95	[b]	0090	6759410	22.00	0096	6759410	5.00	0098	6759410	1.00
Operators Postage	99	6759413		[b]	0090	6759413	0.00	0096	6759413	0.00	0098	6759413	0.00
Oper. Office Supply Stores	99	6759414		[b]	0090	6759414	0.00	0096	6759414	0.00	0098	6759414	0.00
Operators Memberships	99	6759416	(130.00)	[b]	0090	6759416	(15.00)	0096	6759416	(3.00)	0098	6759416	(1.00)
Operators Cleaning Supplies	99	6759017		[b]	0090	6759017	0.00	0096	6759017	0.00	0098	6759017	0.00
Operators Other Office	99	6759018		[b]	0090	6759018	0.00	0096	6759018	0.00	0098	6759018	0.00
Operators Publications	99	6759019		[b]	0090	6759019	0.00	0096	6759019	0.00	0098	6759019	0.00
Sales/Use Tax Expense	99	6759430		[b]	0090	6759430	0.00	0096	6759430	0.00	0098	6759430	0.00
Gasoline	99	6501020	16,629.97	[c]	0090	6501020	2,716.00	0096	6501020	549.00	0098	6501020	153.00
Auto Repairs & Tires	99	6501030	13,298.84	[c]	0090	6501030	2,172.00	0096	6501030	439.00	0098	6501030	122.00
Auto Licenses	99	6501040	185.00	[c]	0090	6501040	30.00	0096	6501040	6.00	0098	6501040	2.00
Other Transportation	99	6509090		[c]	0090	6509090	0.00	0096	6509090	0.00	0098	6509090	0.00
Depreciation - Water Plant	99	4032010	196.98	[c]	0090	4032010	32.00	0096	4032010	7.00	0098	4032010	2.00
Depreciation Transportation	99	4032092	16,739.03	[c]	0090	4032092	2,733.00	0096	4032092	552.00	0098	4032092	154.00
Depreciation Computer	99	4032098	2,204.63	[b]	0090	4032098	255.00	0096	4032098	52.00	0098	4032098	14.00
Deferred Income Taxes -fed	99	4101000		[c]	0090	4101000	0.00	0096	4101000	0.00	0098	4101000	0.00
Deferred Income Taxes -st	99	4101100		[c]	0090	4101100	0.00	0096	4101100	0.00	0098	4101100	0.00
Sale of Transportation	99	4141040		[c]	0090	4141040	0.00	0096	4141040	0.00	0098	4141040	0.00
Interest Exp. - Interco.	99	4192000		[b]	0090	4192000	0.00	0096	4192000	0.00	0098	4192000	0.00
Interest During Construction	99	4201000		[b]	0090	4201000	0.00	0096	4201000	0.00	0098	4201000	0.00
Total	99	2334002	70,904.90		0090	2334002	(10,644.00)	0096	2334002	(2,152.00)	0098	2334002	(598.00)

Distribution of Illinois Cost Center
 SE 90-IL.OFFICE
 3/31/07

3/7/2008
 10:43 AM

Acct Name	Sub	Acct #	Amount to be Alloc	Alloc Method	Harbor Ridge			Great Northern			Lake Marian		
					Sub #	Acct #	Amount	Sub #	Acct #	Amount	Sub #	Acct #	Amount
Legal Fees	99	6338001	4,182.00	[c]	0048	6338001	141.00	0049	6338001	106.00	0070	6338001	85.00
Computer Maint.	99	6369007		[b]	0048	6369007	0.00	0049	6369007	0.00	0070	6369007	0.00
Computer Amort & Prog cost	99	6369009	309.32	[b]	0048	6369009	7.00	0049	6369009	6.00	0070	6369009	4.00
Rate Case Exp.	99	7668010		[d]	0048	7668010	0.00	0049	7668010	0.00	0070	7668010	0.00
Rent - Burla Enterprises	99	6419090	6,507.00	[b]	0048	6419027	155.00	0049	6419027	116.00	0070	6419027	94.00
Answering Serv	99	6759002	2,720.44	[b]	0048	6759002	65.00	0049	6759002	49.00	0070	6759002	39.00
Printing & Blueprints	99	6759004		[b]	0048	6759004	0.00	0049	6759004	0.00	0070	6759004	0.00
Computer Supplies	99	6759003		[b]	0048	6759003	0.00	0049	6759003	0.00	0070	6759003	0.00
Postage & postage Meter - Office	99	6759005	(412.98)	[b]	0048	6759005	(10.00)	0049	6759005	(8.00)	0070	6759005	(6.00)
UPS & Air Freight	99	6759006	258.40	[b]	0048	6759006	6.00	0049	6759006	5.00	0070	6759006	4.00
Office Supply Stores	99	6759009	180.74	[b]	0048	6759009	4.00	0049	6759009	3.00	0070	6759009	3.00
Other Office Expenses	99	6759090		[b]	0048	6759090	0.00	0049	6759090	0.00	0070	6759090	0.00
Operations Telephones	99	6759135	1,364.95	[b]	0048	6759135	32.00	0049	6759135	24.00	0070	6759135	20.00
Operations Telephones - LD	99	6759136	127.90	[b]	0048	6759136	3.00	0049	6759136	2.00	0070	6759136	2.00
Meals and Related Exp.	99	7758370	62.40	[b]	0048	7758370	1.00	0049	7758370	1.00	0070	7758370	1.00
Other Misc. General	99	7758390	669.20	[b]	0048	7758390	16.00	0049	7758390	12.00	0070	7758390	10.00
Operators Expense	99	6205003		[b]	0048	6205003	0.00	0049	6205003	0.00	0070	6205003	0.00
Communication Expense	99	6759405	5,638.13	[b]	0048	6759405	134.00	0049	6759405	101.00	0070	6759405	82.00
Operators Ed Exp.	99	6759410	192.95	[b]	0048	6759410	5.00	0049	6759410	3.00	0070	6759410	3.00
Operators Postage	99	6759413		[b]	0048	6759413	0.00	0049	6759413	0.00	0070	6759413	0.00
Oper. Office Supply Stores	99	6759414		[b]	0048	6759414	0.00	0049	6759414	0.00	0070	6759414	0.00
Operators Memberships	99	6759416	(130.00)	[b]	0048	6759416	(3.00)	0049	6759416	(2.00)	0070	6759416	(2.00)
Operators Cleaning Supplies	99	6759017		[b]	0048	6759017	0.00	0049	6759017	0.00	0070	6759017	0.00
Operators Other Office	99	6759018		[b]	0048	6759018	0.00	0049	6759018	0.00	0070	6759018	0.00
Operators Publications	99	6759019		[b]	0048	6759019	0.00	0049	6759019	0.00	0070	6759019	0.00
Sales/Use Tax Expense	99	6759430		[b]	0048	6759430	0.00	0049	6759430	0.00	0070	6759430	0.00
Gasoline	99	6501020	16,629.97	[c]	0048	6501020	559.00	0049	6501020	421.00	0070	6501020	339.00
Auto Repairs & Tires	99	6501030	13,298.84	[c]	0048	6501030	447.00	0049	6501030	336.00	0070	6501030	271.00
Auto Licenses	99	6501040	185.00	[c]	0048	6501040	6.00	0049	6501040	5.00	0070	6501040	4.00
Other Transportation	99	6509090		[c]	0048	6509090	0.00	0049	6509090	0.00	0070	6509090	0.00
Depreciation - Water Plant	99	4032010	196.98	[c]	0048	4032010	7.00	0049	4032010	5.00	0070	4032010	4.00
Depreciation Transportation	99	4032092	16,739.03	[c]	0048	4032092	562.00	0049	4032092	423.00	0070	4032092	341.00
Depreciation Computer	99	4032098	2,204.63	[b]	0048	4032098	52.00	0049	4032098	39.00	0070	4032098	32.00
Deferred Income Taxes -fed	99	4101000		[c]	0048	4101000	0.00	0049	4101000	0.00	0070	4101000	0.00
Deferred Income Taxes -st	99	4101100		[c]	0048	4101100	0.00	0049	4101100	0.00	0070	4101100	0.00
Sale of Transportation	99	4141040		[c]	0048	4141040	0.00	0049	4141040	0.00	0070	4141040	0.00
Interest Exp. - Interco.	99	4192000		[b]	0048	4192000	0.00	0049	4192000	0.00	0070	4192000	0.00
Interest During Construction	99	4201000		[b]	0048	4201000	0.00	0049	4201000	0.00	0070	4201000	0.00
Total	99	2334002	70,904.90		0048	2334002	(2,189.00)	0049	2334002	(1,647.00)	0070	2334002	(1,330.00)

Distribution of Illinois Cost Center
SE 90-IL.OFFICE
3/31/07

3/7/2008
10:43 AM

Acct Name	Sub	Acct #	Amount to be Alloc	Alloc Method	Twin Lakes			WSC of Indiana			Indiana Water Service		
					Sub #	Acct #	Amount	Sub #	Acct #	Amount	Sub #	Acct #	Amount
Legal Fees	99	6338001	4,182.00	[c]	0280	6338001	0.00	0150	6338001	0.00	0151	6338001	0.00
Computer Maint.	99	6369007		[b]	0280	6369007	0.00	0150	6369007	0.00	0151	6369007	0.00
Computer Amort & Prog cost	99	6369009	309.32	[b]	0280	6369009	71.00	0150	6369009	5.00	0151	6369009	14.00
Rate Case Exp.	99	7668010		[d]	0280	7668010	0.00	0150	7668010	0.00	0151	7668010	0.00
Rent - Burla Enterprises	99	6419090	6,507.00	[b]	0280	6419027	1,498.00	0150	6419027	96.00	0151	6419027	297.00
Answering Serv	99	6759002	2,720.44	[b]	0280	6759002	626.00	0150	6759002	40.00	0151	6759002	124.00
Printing & Blueprints	99	6759004		[b]	0280	6759004	0.00	0150	6759004	0.00	0151	6759004	0.00
Computer Supplies	99	6759003		[b]	0280	6759003	0.00	0150	6759003	0.00	0151	6759003	0.00
Postage & postage Meter - Office	99	6759005	(432.98)	[b]	0280	6759005	(100.00)	0150	6759005	(6.00)	0151	6759005	(20.00)
UPS & Air Freight	99	6759006	258.40	[b]	0280	6759006	59.00	0150	6759006	4.00	0151	6759006	12.00
Office Supply Stores	99	6759009	180.74	[b]	0280	6759009	42.00	0150	6759009	3.00	0151	6759009	8.00
Other Office Expenses	99	6759090		[b]	0280	6759090	0.00	0150	6759090	0.00	0151	6759090	0.00
Operations Telephones	99	6759135	1,364.95	[b]	0280	6759135	314.00	0150	6759135	20.00	0151	6759135	62.00
Operations Telephones - LD	99	6759136	127.90	[b]	0280	6759136	29.00	0150	6759136	2.00	0151	6759136	6.00
Meals and Related Exp.	99	7758370	62.40	[b]	0280	7758370	14.00	0150	7758370	1.00	0151	7758370	3.00
Other Misc. General	99	7758390	669.20	[b]	0280	7758390	154.00	0150	7758390	10.00	0151	7758390	31.00
Operators Expense	99	6205003		[b]	0280	6205003	0.00	0150	6205003	0.00	0151	6205003	0.00
Communication Expense	99	6759405	5,638.13	[b]	0280	6759405	1,298.00	0150	6759405	83.00	0151	6759405	257.00
Operators Ed Exp.	99	6759410	192.95	[b]	0280	6759410	44.00	0150	6759410	3.00	0151	6759410	9.00
Operators Postage	99	6759413		[b]	0280	6759413	0.00	0150	6759413	0.00	0151	6759413	0.00
Oper. Office Supply Stores	99	6759414		[b]	0280	6759414	0.00	0150	6759414	0.00	0151	6759414	0.00
Operators Memberships	99	6759416	(130.00)	[b]	0280	6759416	(30.00)	0150	6759416	(2.00)	0151	6759416	(6.00)
Operators Cleaning Supplies	99	6759017		[b]	0280	6759017	0.00	0150	6759017	0.00	0151	6759017	0.00
Operators Other Office	99	6759018		[b]	0280	6759018	0.00	0150	6759018	0.00	0151	6759018	0.00
Operators Publications	99	6759019		[b]	0280	6759019	0.00	0150	6759019	0.00	0151	6759019	0.00
Sales/Use Tax Expense	99	6759430		[b]	0280	6759430	0.00	0150	6759430	0.00	0151	6759430	0.00
Gasoline	99	6501020	16,629.97	[c]	0280	6501020	0.00	0150	6501020	0.00	0151	6501020	0.00
Auto Repairs & Tires	99	6501030	13,298.84	[c]	0280	6501030	0.00	0150	6501030	0.00	0151	6501030	0.00
Auto Licenses	99	6501040	185.00	[c]	0280	6501040	0.00	0150	6501040	0.00	0151	6501040	0.00
Other Transportation	99	6509090		[c]	0280	6509090	0.00	0150	6509090	0.00	0151	6509090	0.00
Depreciation - Water Plant	99	4032010	196.98	[c]	0280	4032010	0.00	0150	4032010	0.00	0151	4032010	0.00
Depreciation Transportation	99	4032092	16,739.03	[c]	0280	4032092	0.00	0150	4032092	0.00	0151	4032092	0.00
Depreciation Computer	99	4032098	2,204.63	[b]	0280	4032098	508.00	0150	4032098	33.00	0151	4032098	101.00
Deferred Income Taxes -fed	99	4101000		[c]	0280	4101000	0.00	0150	4101000	0.00	0151	4101000	0.00
Deferred Income Taxes -st	99	4101100		[c]	0280	4101100	0.00	0150	4101100	0.00	0151	4101100	0.00
Sale of Transportation	99	4141040		[c]	0280	4141040	0.00	0150	4141040	0.00	0151	4141040	0.00
Interest Exp. - Interco.	99	4192000		[b]	0280	4192000	0.00	0150	4192000	0.00	0151	4192000	0.00
Interest During Construction	99	4201000		[b]	0280	4201000	0.00	0150	4201000	0.00	0151	4201000	0.00
Total	99	2334002	70,904.90		0280	2334002	(4,527.00)	0150	2334002	(292.00)	0151	2334002	(998.00)

Distribution of Illinois Cost Center
 SE 90-IL.OFFICE
 3/31/07

3/7/2008
 10:43 AM

Acct Name	Sub	Acct #	Amount to be Alloc	Alloc Method	Illinois Cost Center			Water Service Corp.		
					Sub #	Acct #	Amount	Sub #	Acct #	Amount
Legal Fees	99	6338001	4,182.00	[c]	0099	6338001	(4,182.00)	0005	1451005	5,987.00
Computer Maint.	99	6369007		[b]	0099	6369007	0.00	0005	1451006	1,465.00
Computer Amort & Prog cost	99	6369009	309.32	[b]	0099	6369009	(309.32)	0005	1451007	243.00
Race Case Exp.	99	7658010		[d]	0099	7658010	0.00	0005	1451008	1,171.00
Rent - Burla Enterprises	99	6419090	6,507.00	[b]	0099	6419027	(6,507.00)	0005	1451009	1,650.00
Answering Serv	99	6759002	2,720.44	[b]	0099	6759002	(2,720.44)	0005	1451011	534.00
Printing & Blueprints	99	6759004		[b]	0099	6759004	0.00	0005	1451012	168.00
Computer Supplies	99	6759003		[b]	0099	6759003	0.00	0005	1451013	2,582.00
Postage & postage Meter - Office	99	6759005	(432.98)	[b]	0099	6759005	432.98	0005	1451014	11,867.90
UPS & Air Freight	99	6759006	258.40	[b]	0099	6759006	(258.40)	0005	1451015	1,601.00
Office Supply Stores	99	6759009	180.74	[b]	0099	6759009	(180.74)	0005	1451016	8,733.00
Other Office Expenses	99	6759090		[b]	0099	6759090	0.00	0005	1451017	3,219.00
Operations Telephones	99	6759135	1,364.95	[b]	0099	6759135	(1,364.95)	0005	1451018	1,206.00
Operations Telephones - LD	99	6759136	127.90	[b]	0099	6759136	(127.90)	0005	1451021	889.00
Meals and Related Exp.	99	7758370	62.40	[b]	0099	7758370	(62.40)	0005	1451022	320.00
Other Misc. General	99	7758390	669.20	[b]	0099	7758390	(669.20)	0005	1451023	1,003.00
Operators Expense	99	6205003		[b]	0099	6205003	0.00	0005	1451024	10,644.00
Communication Expense	99	6759405	5,638.13	[b]	0099	6759405	(5,638.13)	0005	1451025	1,107.00
Operators Ed Exp.	99	6759410	192.95	[b]	0099	6759410	(192.95)	0005	1451026	2,152.00
Operators Postage	99	6759413		[b]	0099	6759413	0.00	0005	1451027	2,882.00
Oper. Office Supply Stores	99	6759414		[b]	0099	6759414	0.00	0005	1451028	598.00
Operators Memberships	99	6759416	(130.00)	[b]	0099	6759416	130.00	0005	1451029	2,189.00
Operators Cleaning Supplies	99	6759017		[b]	0099	6759017	0.00	0005	1451030	1,647.00
Operators Other Office	99	6759018		[b]	0099	6759018	0.00	0005	1451020	1,330.00
Operators Publications	99	6759019		[b]	0099	6759019	0.00	0005	1451060	4,527.00
Sales/Use Tax Expense	99	6759430		[b]	0099	6759430	0.00	0005	1451150	292.00
Gasoline	99	6501020	16,629.97	[c]	0099	6501020	(16,629.97)	0005	1451151	898.00
Auto Repairs & Tires	99	6501030	13,298.84	[c]	0099	6501030	(13,298.84)	0005	1451031	(70,904.90)
Auto Licenses	99	6501040	185.00	[c]	0099	6501040	(185.00)			0.00
Other Transportation	99	6509090		[c]	0099	6509090	0.00			
Depreciation - Water Plant	99	4032010	196.98	[c]	0099	4032010	(196.98)			
Depreciation Transportation	99	4032092	16,739.03	[c]	0099	4032092	(16,739.03)			
Depreciation Computer	99	4032098	2,204.63	[b]	0099	4032098	(2,204.63)			
Deferred Income Taxes -fed	99	4101000		[c]	0099	4101000	0.00			
Deferred Income Taxes -st	99	4101100		[c]	0099	4101100	0.00			
Sale of Transportation	99	4141040		[c]	0099	4141040	0.00			
Interest Exp. - Interco.	99	4192000		[b]	0099	4192000	0.00			
Interest During Construction	99	4201000		[b]	0099	4201000	0.00			
Total	99	2334002	70,904.90		0099	2334002	70,904.90			0.00

Distribution of Louisiana Office Expenses

SE 90-LOUISIANA 3/7/2008
3/31/07 10:45 AM

LWS-T/B			UI OF LOUISIANA			LWS		WSC	
Sub	Account	Amount	%	Account	Amount	Account	Amount	Account	Amount
INDIRECT EXPENSES:									
SLIDELL OFFICE:									
TEMP. EMPLOYMENT - CLER	762 6369003	1,337.71	49.65%	0770 6369003	664.00	0762 6369003	(664.00)		
COMPUTER MAINT.	762 6369007		49.65%	0770 6369007	0.00	0762 6369007	0.00		
RENT - STIRLING PROP. II	762 6419043	5,610.45	49.65%	0770 6419043	2,786.00	0762 6419043	(2,786.00)		
PUBL SUBSCRIPTIONS & TA	762 6759001		49.65%	0770 6759001	0.00	0762 6759001	0.00		
ANSWERING SERVICE	762 6759002	2,058.00	49.65%	0770 6759002	1,022.00	0763 6759002	(1,022.00)		
COMPUTER SUPPLIES	762 6759003		49.65%	0770 6759003	0.00	0762 6759003	0.00		
PRINTING & BLUEPRINTS	762 6759004	132.68	49.65%	0770 6759004	66.00	0762 6759004	(66.00)		
POSTAGE	762 6759005	0.00 A	49.65%	0770 6759005	0.00	0762 6759005	0.00		
UPS & AIR FREIGHT	762 6759006	337.95	49.65%	0770 6759006	168.00	0762 6759006	(168.00)		
PRINTING CUSTOMER SERVI	762 6759007	215.97	49.65%	0770 6759007	107.00	0762 6759007	(107.00)		
XEROX	762 6759008		49.65%	0770 6759008	0.00	0762 6759008	0.00		
OFF SUPPLY STORES	762 6759009	2,676.64	49.65%	0770 6759009	1,329.00	0762 6759009	(1,329.00)		
REIM OF OFFICE EMP. EXP	762 6759010	55.00	49.65%	0770 6759010	27.00	0762 6759010	(27.00)		
OFFICE EXPENSES	762 6759011		49.65%	0770 6759011	0.00	0762 6759011	0.00		
CLEANING SUPPLIES	762 6759013		49.65%	0770 6759013	0.00	0762 6759013	0.00		
PETTY CASH OFFICE	762 6759015		49.65%	0770 6759015	0.00	0762 6759015	0.00		
OTHER OFFICE EXPENSES	762 6759090	597.88	49.65%	0770 6759090	297.00	0762 6759090	(297.00)		
OFFICE TELEPHONE	762 6759110	1,620.20	49.65%	0770 6759110	804.00	0762 6759110	(804.00)		
OPERATIONS TELEPHONE	762 6759135	0.00 B	49.65%	0770 6759111	0.00	0762 6759111	0.00		
OFFICE ELECTRIC	762 6759120	1,424.15	49.65%	0770 6759120	707.00	0762 6759120	(707.00)		
OFFICE CLEANING SERVICE	762 6759210	2,528.44	49.65%	0770 6759210	1,255.00	0762 6759210	(1,255.00)		
OTHER OFFICE MAINT.	762 6759290	177.70	49.65%	0770 6759290	88.00	0762 6759290	(88.00)		
MEALS AND RELATED	762 7758370	106.92	49.65%	0770 7048055	53.00	0762 7048055	(53.00)		
OTHER MISC GENERAL	762 7758390	559.80	49.65%	0770 7758390	278.00	0762 7758390	(278.00)		
DEPRECIATION - OFF FUR	762 4032010	321.09							
DEPRECIATION - COMPUTER	762 4032098	1,282.92	49.65%	0770 4032098	637.00	0762 4032098	(637.00)		
TOTAL INDIRECT EXPENSES	2334002	<u>21,043.50</u>		0770 2334002	<u>(10,288.00)</u>	0750 2334002	<u>10,288.00</u>	0005 1451038	10,288.00
								0005 1451036	(10,288.00)
ULL - PARENT:									
BANK SERVICE CHARGES	0750 7758380	439.61	49.65%	0770 7758380	218.00	0750 7758380	(218.00)		
COMMUNICATION EXPENSES	0750 6759405	4,901.35	49.65%	0770 6759405	2,434.00	0750 6759405	(2,434.00)		
TOTAL INDIRECT EXPENSES	2334002	<u>5,340.96</u>		0770 2334002	<u>(2,652.00)</u>	0750 2334002	<u>2,652.00</u>	0005 1451038	2,652.00
								0005 1451036	(2,652.00)
TOTAL COST CENTERS		<u>26,384.46</u>			<u>(12,940.00)</u>		<u>12,940.00</u>		

A Less Mailsort expenses already allocated.

B Less Cable & Wireless expenses already allocated.

Distribution of Nevada Office Expenses

SE 90-NEVADA
3/31/07

3/7/2008
10:45 AM

	UICN TB		UI of Nevada			SKY RANCH		
	Sub Account	Amount	%	Account	Amount	%	Account	Amount
INDIRECT EXPENSES:								
PAHRUMP OFFICE:								
TEMP. EMPLOYMENT - CLER	140 6369003		18.59%	0120 6369003	0.00	3.39%	0123 6369003	0.00
COMPUTER MAINT.	140 6369007	1,147.39	18.59%	0120 6369007	213.00	3.39%	0123 6369007	39.00
RENT	140 6419090	10,200.00	18.59%	0120 6419090	1,896.00	3.39%	0123 6419090	346.00
PUBL SUBSCRIPTIONS & TA	140 6759001		18.59%	0120 6759001	0.00	3.39%	0123 6759001	0.00
ANSWERING SERVICE	140 6759002	499.15	18.59%	0120 6759002	93.00	3.39%	0123 6759002	17.00
COMPUTER SUPPLIES	140 6759003		18.59%	0120 6759003	0.00	3.39%	0123 6759003	0.00
PRINTING & BLUEPRINTS	140 6759004	541.33	18.59%	0120 6759004	101.00	3.39%	0123 6759004	18.00
POSTAGE	140 6759005		18.59%	0120 6759005	0.00	3.39%	0123 6759005	0.00
UPS & AIR FREIGHT	140 6759006	2,234.32	18.59%	0120 6759006	415.00	3.39%	0123 6759006	76.00
PRINTING CUSTOMER SERVI	140 6759007		18.59%	0120 6759007	0.00	3.39%	0123 6759007	0.00
XEROX	140 6759008	245.69	18.59%	0120 6759008	46.00	3.39%	0123 6759008	8.00
OFF SUPPLY STORES	140 6759009	3,487.24	18.59%	0120 6759009	648.00	3.39%	0123 6759009	118.00
REIM OF OFFICE EMP. EXP	140 6759010		18.59%	0120 6759010	0.00	3.39%	0123 6759010	0.00
OFFICE EXPENSES	140 6759011		18.59%	0120 6759011	0.00	3.39%	0123 6759011	0.00
CLEANING SUPPLIES	140 6759013		18.59%	0120 6759013	0.00	3.39%	0123 6759013	0.00
PETTY CASH OFFICE	140 6759015	30.67	18.59%	0120 6759015	6.00	3.39%	0123 6759015	1.00
OTHER OFFICE EXPENSES	140 6759090	220.66	18.59%	0120 6759090	41.00	3.39%	0123 6759090	7.00
OFFICE TELEPHONE	140 6759110	5,386.33	18.59%	0120 6759110	1,001.00	3.39%	0123 6759110	183.00
OPERATIONS TELEPHONES	140 6759135	5,152.31	18.59%	0120 6759135	958.00	3.39%	0123 6759135	175.00
OFFICE ELECTRIC	140 6759120	858.22	18.59%	0120 6759120	160.00	3.39%	0123 6759120	29.00
OFFICE WATER	140 6759125	290.07	18.59%	0120 6759125	54.00	3.39%	0123 6759125	10.00
OFFICE CLEANING SERVICE	140 6759210	1,560.00	18.59%	0120 6759210	290.00	3.39%	0123 6759210	53.00
BANK SERV CHARGES	140 7758380		18.59%	0120 7758380	0.00	3.39%	0123 7758380	0.00
OFFICE EDUCATION/TRAIN.	140 6759405	4,406.53	18.59%	0120 6759405	819.00	3.39%	0123 6759405	149.00
OTHER MISC GENERAL	140 7758390		18.59%	0120 7758390	0.00	3.39%	0123 7758390	0.00
DEPRECIATION - COMPUTER	140 4032098	5,046.86	18.59%	0120 4032098	938.00	3.39%	0123 4032098	171.00
TOTAL INDIRECT EXPENSES	2334002	<u>41,306.77</u>		0120 2334002	<u>(7,679.00)</u>		0123 2334002	<u>(1,400.00)</u>
TOTAL COST CENTERS		<u>41,306.77</u>			<u>(7,679.00)</u>			<u>(1,400.00)</u>

Distribution of Nevada Office Expenses

SE 90-NEVADA
3/31/07

3/7/2008
10:45 AM

	UICN TB			SPRING CREEK		CENTRAL NEVADA		WSC	
	Sub Account	Amount		%	Account	Amount	Account	Amount	Account
INDIRECT EXPENSES:									
PAHRUMP OFFICE:									
TEMP. EMPLOYMENT - CLER	140 6369003		23.60%	0110 6369003	0.00	0140 6369003	0.00		
COMPUTER MAINT.	140 6369007	1,147.39	23.60%	0110 6369007	271.00	0140 6369007	(523.00)		
RENT	140 6419090	10,200.00	23.60%	0110 6419090	2,407.00	0140 6419090	(4,649.00)		
PUBL SUBSCRIPTIONS & TA	140 6759001		23.60%	0110 6759001	0.00	0140 6759001	0.00		
ANSWERING SERVICE	140 6759002	499.15	23.60%	0110 6759002	118.00	0140 6759002	(228.00)		
COMPUTER SUPPLIES	140 6759003		23.60%	0110 6759003	0.00	0140 6759003	0.00		
PRINTING & BLUEPRINTS	140 6759004	541.33	23.60%	0110 6759004	128.00	0140 6759004	(247.00)		
POSTAGE	140 6759005		23.60%	0110 6759005	0.00	0140 6759005	0.00		
UPS & AIR FREIGHT	140 6759006	2,234.32	23.60%	0110 6759006	527.00	0140 6759006	(1,018.00)		
PRINTING CUSTOMER SERVI	140 6759007		23.60%	0110 6759007	0.00	0140 6759007	0.00		
XEROX	140 6759008	245.69	23.60%	0110 6759008	58.00	0140 6759008	(112.00)		
OFF SUPPLY STORES	140 6759009	3,487.24	23.60%	0110 6759009	823.00	0140 6759009	(1,589.00)		
REIM OF OFFICE EMP. EXP	140 6759010		23.60%	0110 6759010	0.00	0140 6759010	0.00		
OFFICE EXPENSES	140 6759011		23.60%	0110 6759011	0.00	0140 6759011	0.00		
CLEANING SUPPLIES	140 6759013		23.60%	0110 6759013	0.00	0140 6759013	0.00		
PETTY CASH OFFICE	140 6759015	30.67	23.60%	0110 6759015	7.00	0140 6759015	(14.00)		
OTHER OFFICE EXPENSES	140 6759090	220.66	23.60%	0110 6759090	52.00	0140 6759090	(100.00)		
OFFICE TELEPHONE	140 6759110	5,386.33	23.60%	0110 6759110	1,271.00	0140 6759110	(2,455.00)		
OPERATIONS TELEPHONES	140 6759135	5,152.31	23.60%	0110 6759135	1,216.00	0140 6759135	(2,349.00)		
OFFICE ELECTRIC	140 6759120	858.22	23.60%	0110 6759120	203.00	0140 6759120	(392.00)		
OFFICE WATER	140 6759125	290.07	23.60%	0110 6759125	68.00	0140 6759125	(132.00)		
OFFICE CLEANING SERVICE	140 6759210	1,560.00	23.60%	0110 6759210	368.00	0140 6759210	(711.00)		
BANK SERV CHARGES	140 7758380		23.60%	0110 7758380	0.00	0140 7758380	0.00		
OFFICE EDUCATION/TRAIN.	140 6759405	4,406.53	23.60%	0110 6759405	1,040.00	0140 6759405	(2,008.00)		
OTHER MISC GENERAL	140 7758390		23.60%	0110 7758390	0.00	0140 7758390	0.00		
DEPRECIATION - COMPUTER	140 4032098	5,046.86	23.60%	0110 4032098	1,191.00	0140 4032098	(2,300.00)	0005 1451034	7,679.00
TOTAL INDIRECT EXPENSES	2334002	<u>41,306.77</u>		0110 2334002	<u>(9,748.00)</u>	0140 2334002	<u>18,827.00</u>	0005 1451133	1,400.00
								0005 1451135	9,748.00
								0005 1451140	(18,827.00)
									0.00
TOTAL COST CENTERS		<u>41,306.77</u>			<u>(9,748.00)</u>		<u>18,827.00</u>		

Distribution of CHARLOTTE Warehouse Expense
 SE 90-CHARLOTTE WAREHOUSE
 3/31/07

3/7/2008
 10:56 AM

Acct Name	Acct #	Amount to be Alloc	Cost Center 891		Cost Center 893		Cost Center 598		
			Account	Amount	Account	Amount	Account	Amount	
Rent - Warehouse (CC 875)	6419032	0.00	891 6419032	0.00	893 6419032	0.00	598 6419032	0.00	
Chlorine	6181010	25,686.62	891 6181010	10,705.62	893 6181010	9,733.00	598 6181010	442.00	
Odor Control Chemicals	6181050	392.39	891 6181050	163.39	893 6181050	149.00	598 6181050	7.00	
Other Chemicals	6181090	28,077.43	891 6181090	11,502.43	893 6181090	10,639.00	598 6181090	483.00	
Water Maintenance Supplies	6759503	1,055.09	891 6759503	268.09	893 6759503	400.00	598 6759503	18.00	
Water Other Maintenance	6755090	2,358.76	891 6755090	598.76	893 6755090	894.00	598 6755090	41.00	
Sewer Maintenance Supplies	7754003	0.00	891 7754003	0.00	893 7754003	0.00	598 7754003	0.00	
Sewer Other Maintenance	7758490	3,230.34	891 7758490	820.34	893 7758490	1,224.00	598 7758490	56.00	
Hurricane/Storms Cost	6759081	0.00	891 6759081	0.00	893 6759081	0.00	598 6759081	0.00	
Communication Expenses	6759405	0.00	891 6759405	0.00	893 6759405	0.00	598 6759405	0.00	
Oper. - Cleaning Supplies	6759017	907.53	891 6759017	229.53	893 6759017	344.00	598 6759017	16.00	
Oper. - Other Office Exp.	6759018	4,052.45	891 6759018	1,029.45	893 6759018	1,535.00	598 6759018	70.00	
Oper. - Ed Expenses	6759410	0.00	891 6759410	0.00	893 6759410	0.00	598 6759410	0.00	
Testing Equipment/Chemicals	6355030	1,889.84	891 6355030	478.84	893 6355030	716.00	598 6355030	33.00	
Depreciation Water Plant	4032010	4,195.58	891 4032010	1,622.58	893 4032010	1,033.00	598 4032010	72.00	
Depreciation Sewer Plant	4033000	179.28	891 4033000	69.28	893 4033000	44.00	598 4033000	3.00	
Total	2334002	72,025.31	na	(27,488.31)	na	(26,711.00)	na	2334002	(1,241.00)

[a] Chemical Expense for Tega Cay - \$200 per Rate Case.

Sub	C.E.	Sub	C.E.	Sub	C.E.
		0502	131	598	276
0546	141	0508	121		
0553	2,227	0539	131		
0556	66	0544	256		
0566	137	0552	32		
0568	0	0554	103		
0575	697	0558	59		
0583	133	0559	59		
0587	270	0562	46		
0588	1,893	0565	25		
0593	114	0567	0		
0855	90	0582	60		
0861	449	0584	117		
		0585	215		
		0586	117		
		0592	244		
		0596	197		
		0854	150		
		0858	219		
		0859	332		
		0860	1,019		
		0865	34		
		0866	73		
		0871	64		
		0876	157		
Total	6,217		3,961		276
Alloc %	38.66%		24.63%		1.72%
	59.47%		37.89%		2.64%

Distribution of CHARLOTTE Warehouse Expense
 SE 90-CHARLOTTE WAREHOUSE
 3/31/07

3/7/2008
 10:56 AM

Acct Name	Acct #	Amount to be Alloc	Tega Cay		Riverhills		Total Warehouse		WSC	
			Account	Amount	Account	Amount	Account	Amount	Account	Amount
Rent - Warehouse (CC 875)	6419032	0.00	485 6419032	0.00	460 6419032	0.00	875 6419032	0.00		
Chlorine	6181010	25,686.62	485 6181010 a	0.00	460 6181010	4,806.00	875 6181010	(25,686.62)		
Odor Control Chemicals	6181050	392.39	485 6181050 a	0.00	460 6181050	73.00	875 6181050	(392.39)		
Other Chemicals	6181090	28,077.43	485 6181090 a	200.00	460 6181090	5,253.00	875 6181090	(28,077.43)		
Water Maintenance Supplies	6759503	1,055.09	485 6759503	172.00	460 6759503	197.00	875 6759503	(1,055.09)		
Water Other Maintenance	6755090	2,358.76	485 6755090	384.00	460 6755090	441.00	875 6755090	(2,358.76)		
Sewer Maintenance Supplies	7754003	0.00	485 7754003	0.00	460 7754003	0.00	875 7754003	0.00		
Sewer Other Maintenance	7758490	3,230.34	485 7758490	526.00	460 7758490	604.00	875 7758490	(3,230.34)		
Hurricane/Storms Cost	6759081	0.00	485 6759081	0.00	460 6759081	0.00	875 6759081	0.00		
Communication Expenses	6759405	0.00	485 6759405	0.00	460 6759405	0.00	875 6759405	0.00		
Oper. - Cleaning Supplies	6759017	907.53	485 6759017	148.00	460 6759017	170.00	875 6759017	(907.53)		
Oper. - Other Office Exp.	6759018	4,052.45	485 6759018	660.00	460 6759018	758.00	875 6759018	(4,052.45)		
Oper. - Ed Expenses	6759410	0.00	485 6759410	0.00	460 6759410	0.00	875 6759410	0.00		
Testing Equipment/Chemicals	6355030	1,889.84	485 6355030	308.00	460 6355030	354.00	875 6355030	(1,889.84)		
Depreciation Water Plant	4032010	4,195.58	485 4032010	683.00	460 4032010	785.00	875 4032010	(4,195.58)		
Depreciation Sewer Plant	4033000	179.28	485 4033000	29.00	460 4033000	34.00	875 4033000	(179.28)	5	1451079 3,110.00
Total	2334002	72,025.31	485 2334002	(3,110.00)	298 2334002	(13,475.00)	500 2334002	72,025.31	5	1451070 13,475.00
								0.00	5	1451080 (16,585.00)

[a] Chemical Expense for Tega Cay - \$200 per Rate Case.

Sub	C.E.	Sub	C.E.	Sub	C.E.
485	2,618	460	3,008		

2,618	3,008	16,080
<u>16,286</u>	<u>18,716</u>	<u>100,008</u>
		10,454

Customer

Equivalents

**CUSTOMER EQUIVALENTS
3/31/2007**

		Mar <u>2007</u>	<u>CUSTOMER EQUIVALENTS</u>	<u>% BY STATE</u>	<u>% WITHIN STATE</u>
ILLINOIS					
A. USAGE					
014	Camelot				
014	Camelot	W	215.0		
018	Charmar	W S	214.0	322	2.2%
022	Cherry Hill	W	53.0	53	0.4%
025	Holiday Hills	W	257.6	258	1.8%
026	Clarendon	W	243.0	243	1.7%
027	Westlake	W	362.9	363	2.5%
027	Westlake	W	422.8		
034	County Line	W S	421.8	634	4.4%
038	Del Mar	W	118.4	118	0.8%
042	Ferson Creek	W D	73.5	37	0.3%
042	Ferson Creek	W	381.0		
046	Galena Territory	W S	373.0	568	4.0%
046	Galena Territory	W	2,176.4		
048	Harbor Ridge	W S	817.2	2,585	18.0%
048	Harbor Ridge	W	322.0		
049	Great Northern	W S C	318.0	481	3.4%
050	Killarney	W	362.0	362	2.5%
066	Northern Hills	W	352.0	352	2.5%
066	Northern Hills	W	172.0		
070	Lake Marlan	W S	185.0	265	1.8%
078	Wildwood	W	292.0	292	2.0%
082	Valentine	W	195.0	195	1.4%
086	Walk-up Woods	W	70.0	70	0.5%
090&062	Whisp.Hills/Pist./Sun	W	220.0	220	1.5%
096	Medina	W	2,339.5	2,340	16.3%
098	Cedar Bluff	W S	473.2	473	3.3%
		S	132.0	132	0.9%
B. AVAILABILITY SYSTEMS					
011	Apple Canyon Usage	W	892.0		
010	Apple Canyon Avail (Split)		1,797.0	1,341	9.4%
055	Lake Holiday Usage	W	1,863.0		
054	Lake Holiday Avail (Split)		228.0	1,920	13.4%
059	Lake Wildwood Usage	W	469.5		
058	Lake Wildwood Avail (Split)		953.0	708	4.9%
	TOTAL ILLINOIS		<u>17,764.8</u>	<u>14,331</u>	<u>6.3%</u> <u>99.9%</u>
VIRGINIA					
212	COLCHESTER	W S	169.0	169	4.4%
224	MASSANUTTEN usage	W	176.0		
224	MASSANUTTEN usage	W S	176.0		
225	MASSANUTTEN usage	W	2,244.3		
225	MASSANUTTEN usage	W S	2,033.6		
226	MASSANUTTEN availability	W S	223.0	3,637	95.6%
	TOTAL VIRGINIA		<u>5,244.9</u>	<u>3,806</u>	<u>1.7%</u> <u>100.0%</u>
LOUISIANA					
771	North Park/River Oaks	W	1,164.8		
771	North Park/River Oaks	W S	1,110.3	1,720	
773	Arrowwood	W	2,555.5		
773	Arrowwood	W S	2,242.2	3,677	
774	Greenbrier	W	841.3		
774	Greenbrier	W S	723.3	1,203	
775	Ingram Estates	W	256.0		
775	Ingram Estates	W S	255.0	384	
776	Windstone	W	291.0		
776	Windstone	W S	285.0	434	
	Total U.I.OF LOUISIANA		<u>9,724.4</u>	<u>7,418</u>	<u>49.6%</u>
750	LOUISIANA WATER SERVICE, INC.				
751	Woodridge	W	512.0		
751	Woodridge	W S	496.0	760	
752	Kingspoint	W	1,945.8		
752	Kingspoint	W S	1,936.1	2,914	
753	Lake Village	W	672.3		
753	Lake Village	W S	664.8	1,004	
754	Huntwyk	W	669.5		
754	Huntwyk	W S	669.5	1,005	
755	Quail Ridge	W	378.0		
755	Quail Ridge	W S	359.0	558	
756	Magnolia Forest/Rocket Ranch	W	547.4		

CUSTOMER EQUIVALENTS			Mar	CUSTOMER	% BY	% WITHIN
3/31/2007			2007	EQUIVALENTS	STATE	STATE
756	Magnolia Forest/Rocket Ranch	S	528.6	811		
757	Frenchman's Estates	W	54.5	55		
758	Village Acadian	W	49.4			
758	Village Acadian	S	43.4	71		
759	Oakmont	W	162.0			
759	Oakmont	S	159.0	242		
764	Pirates Harbor	W	103.0	103		
Total LOUISIANA WATER SERVICE, INC.			9,950.1	7,523		50.4%
TOTAL LOUISIANA			19,674.5	14,940	6.5%	100.0%
INDIANA						
TWIN LAKES						
280&282	Twin Lakes Utilities, Inc.	W	3,111.0			
280&282	Twin Lakes Utilities, Inc.	S	3,077.0	4,650		79.2%
INDIANA WATER SERVICE						
151	Indiana Water Service	W . D	1,844.2	922		15.7%
WSC of INDIANA						
150&149	WSC of Indiana	W	199.5			
150&149	WSC of Indiana	S	200.5	300		5.1%
TOTAL INDIANA			8,432.2	5,872	2.6%	100.0%
OHIO						
246	Holiday Service	W	435.0			
245	Holiday Service Availability		551.0	573		
TOTAL OHIO			986.0	573	0.3%	100.0%
SOUTH CAROLINA						
CAROLINA WATER SERVICE, INC.						
295	Salem Church	S	156.0	156		
351	Falcon Flanches	W	98.8	99		
352	Sycamore Acres	W D	79.5	40		
353	Westside Terrace	W D	65.0	33		
356	Oakwood	W D	59.0			
356	Oakwood	S	9.0	64		
357	Woodsen	S	89.0	89		
360	Blue Ridge	W	54.0	54		
361	Calvin Acres	W	40.0	40		
362	Pocalla	W	100.0			
362	Pocalla	S	161.0	181		
363	Rock Bluff	W	20.0	20		
364	Laurel Meadows	W D	282.0			
364	Laurel Meadows	S	275.0	420		
366	Oakland Plantation	S	314.6	315		
368	Indian Forks	W	73.0			
368	Indian Forks	S C	81.0	114		
369	Brighton Forest	W D	135.0			
369	Brighton Forest	S	144.0	207		
370	Indian Pines	W	17.0	17		
371	Rollingwood/Silver Creek	W D	185.0			
371	Rollingwood/Silver Creek	S	100.0	235		
372	Hidden Valley Trailer Pk.	W D	55.2			
372	Hidden Valley Trailer Pk.	S	486.6	298		
373	Smallwood Estates	W	115.0			
373	Smallwood Estates	S	113.0	172		
375	The Landings	W D	160.0			
375	The Landings	S	161.0	241		
376	Harborside	W D	78.8			
376	Harborside	S	77.8	118		
378	Spring Lake	W D	117.0			
378	Spring Lake	S	117.0	176		
379	Palmetto Apts./Ests.	S C	50.2	25		
380	Roosevelt Gardens	S	165.5	166		
382	Hidden Valley Country Club	W	186.8	187		
385	Peachtree Acres	W	48.0	48		
391	Hunters Glen	W	96.5	97		
401	Heatherwood	W	101.0	101		
402	Idlewood	W D	66.5	33		
403	Springhill/Oakcrest	W D	424.5			
403	Springhill/Oakcrest	S	432.0	641		
404	Lincolnshire-Whites Creek	S	251.0	251		

CUSTOMER EQUIVALENTS 3/31/2007			Mar 2007	CUSTOMER EQUIVALENTS	% BY STATE	% WITHIN STATE
405	40 Love Point	W	121.0			
405	40 Love Point	S C	120.0	181		
406	Planter's Station	W D	162.0			
406	Planter's Station	S	160.0	242		
422	Greyland Forest	W D	308.0			
422	Greyland Forest	S	304.0	460		
424	Glen Village	W	210.0			
424	Glen Village	S	200.0	310		
440	North Lake Shore Pt.	S C	24.0	12		
441	Ballentine Cove	S	90.0	90		
442	Shadowood Cove	S C	114.0	57		
443	Golden Pond	W D	350.0			
443	Golden Pond	S	341.0	521		
444	Oak Grove Est	W D	153.8			
444	Oak Grove Est	S	155.8	232		
445	Secret Cove	S	86.0	86		
458	Governor's Grant	S	318.0	318		
460	Riverhills Plantation	W D	3,147.6			
460	Riverhills Plantation	S C	2,867.6	3,008		
461	Lake Murray	W D	328.5			
461	Lake Murray	S	337.0	498		
462	Stonegate	W	129.0			
462	Stonegate	S C	127.0	193		
374	Friarsgate	S	1,075.0	1,075		
394	Friarsgate	S	1,860.8	1,861		
	Total CWS		<u>18,931.4</u>	<u>13,779</u>		57.9%

**UTILITIES SERVICES OF SOUTH CAROLINA INC
COLUMBIA**

1310	Parkwood	W D	117.5	59		
1311	Tanya Terrance	W	22.0	22		
1312	Emma Terrance	W	23.0	23		
1313	Lexington Estates	W	165.0	165		
1314	Windy Hill	W	141.0	141		
1315	Hermitage	W	15.0	15		
1316	Vanarsdale	W D	192.6	96		
1317	Murray Park	W	47.0	47		
1318	Lake Village	W	76.0	76		
1319	Tanglewood	W	8.0	8		
1320	Foxtrail	W	37.0	37		
1321	Dutch Village (Aka Dutch Creek)	W	176.0	176		
1322	Raintree Acres	W D	146.0	73		
1323	Murray Lodge	W	57.0	57		
1324	Dutchman Shores	W D	150.0	75		
1325	Indian Cove	W	32.0	32		
1326	Milmont Shores	W D	21.0	11		
1327	Arrowhead Estates	W	33.0	33		
1328	Lakewood Estates	W	78.0	78		
1329	Hilton Place	W	34.0	34		
1330	Estates Of Hilton	W	27.0	27		
1331	Plantation	W	396.0	396		
1332	Springfield Acres	W	49.0	49		
1333	Farrowood	W	145.0	145		
1334	Harmon Estates	W	44.0	44		
1335	Washington Height	W	72.0	72		
1336	Oakridge Hunt Club	W	79.0	79		
1337	Glenn Village	W	89.0	89		
1338	Belmead	W	154.0	154		
1339	Sangaree	W	53.0	53		
1340	Cambridge Hills	W	87.6	88		
1341	South Congaree	W	0.0	0		
1342	Dutchman Acres	W	23.0	23		
1343	Lexington Farms	W	114.6	115		
1344	Charwood	W	271.0	271		
1345	Charleswood	W	189.0	189		
ROCK HILL/BLUE RIBBON						
1346	Shandon	W	70.0			
1346	Shandon	S	37.0	89		
1347	Foxwood	W	232.0			
1347	Foxwood	S	233.0	349		
1348	Pleasant Hil					

CUSTOMER EQUIVALENTS
3/31/2007

Mar
2007

CUSTOMER
EQUIVALENTS

% BY
STATE

% WITHIN
STATE

1349	Leslie Woods	W		16.0	16	
1350	Leslie Dale	W		28.0	28	
1351	Middlestream	W		34.0	34	
1352	Riverben	W		35.0	35	
1353	Carrolton Place	W		40.0	40	
1354	Carrowoods	W		78.0		
1354	Carrowoods	S		54.0	105	
1355	Country Oaks	W		134.0		
1355	Country Oaks	S		46.0	157	
1356	Barney Rhett	W		42.0	42	
1357	Wesleywoods	W		23.0	23	
1358	Valleymere	W		22.0	22	
1359	Hickory Mills	W	D	36.0	18	
1360	Plantation	W		88.0	88	
1361	Woodbridge	W		66.0	66	
1362	Wintercrest	W		72.0	72	
1363	Olewoods	W		29.0	29	
1364	Ridgewood	W		65.0	65	
1365	Olympic Acres	W		75.0	75	
1366	Shiloh Quarters	W		56.0	56	
1367	Southbend	W		40.0	40	
1368	Windy Run	W		32.8	33	
1369	Brownsboro	W		77.0	77	
1370	Cameron Estates	W		28.0	28	
1371	Old Farms	W		20.0	20	
1372	Silver Lakes	W		27.0	27	
1373	Woodwind	W		45.0	45	
1374	Farm Pond	W		26.0	26	
1375	Kim Acres	W		56.0	56	
1376	Brown Neal	W		19.0	19	
1377	Pepperidge	W		47.0	47	
1378	Polly Circle	W		38.0	38	
1379	Mallard Lakes	W		46.0	46	
1380	Hidden Lakes	W		47.0	47	
1381	Spring Lakes	W		14.0	14	
ANDERSON						
1383	Calhoun Acres	W	D	75.0	38	
1384	Nevitt Forest	W	D	212.0	106	
1385	Naynie Builders	W		91.0	91	
1386	Leon Bolt	W	D	99.0	50	
1387	Normandy Park	W		37.0	37	
1388	Dobbins Estates	W	D	71.0	36	
1389	Hill And Dale	W	D	62.0	31	
1390	Lakewood	W		71.0	71	
1391	Edgebrook	W	D	18.0	9	
1392	Oakwood Estates	W	D	52.0	26	
1393	Sherwood Forest	W		36.0	36	
1394	Towncreek Acres	W		106.0	106	
1395	Bellmead	W	D	68.0	34	
1396	Bridgewater	W		94.0	94	
1397	Clearview	W	D	60.0	30	
1398	Fieldcrest	W		27.0	27	
1399	Greenforest	W	D	66.0	33	
1400	Hidden Lake	W		68.0	68	
1401	Surfside	W	D	22.0	11	
1402	Purdy Shores Summer Homes	W		89.0	89	
	Total Utilities Services of SC			6,962.1	6,046	25.4%
OTHER SOUTH CAROLINA UTILITIES						
SOUTHLAND UTILITIES, INC.						
464	Creekwood (w)	W		54.0	54	
465	Cedarwood (w)	W		119.0	119	0.7%
TEGA CAY WATER SERVICE, INC.						
485	Tega Cay	W	D	1,779.5		
485	Tega Cay	S		1,676.0	2,618	11.0%
UNITED UTILITY COMPANIES, INC.						
705	Kingswood	W		24.0	24	
712	Woodmont Estates	W		21.0	21	
714	Trollingwood	W		50.0		
714	Trollingwood	S		52.0	76	
715	Briarcreek	S		85.8	86	

**CUSTOMER EQUIVALENTS
3/31/2007**

			Mar <u>2007</u>	CUSTOMER <u>EQUIVALENTS</u>	% BY <u>STATE</u>	% WITHIN <u>STATE</u>
716	Canterbury	S	143.0	143		
717	Chambert Forest	S	97.0	97		
718	Fairwood	S	88.0	88		
720	River Forest	S C	79.0	40		
721	Stonecreek	S C	187.6	94		
722	Valley Brook	S	170.0	170		
723	Village	S	207.2	207		
724	N Greenville College	S	40.0	40		
725	Highland Forest	S	84.6	85		
726	Keowee Townhomes	S	0.0	0		
	Total United		<u>1,329.2</u>	<u>1,171</u>		
	TOTAL SOUTH CAROLINA		<u><u>30,851.2</u></u>	<u><u>23,786</u></u>	10.4%	<u><u>4.9%</u></u> <u><u>99.9%</u></u>

NORTH CAROLINA

C.W.S. OF NORTH CAROLINA:

501	Sugar Mountain	W	1,421.7			
501	Sugar Mountain	S	1,204.6	2,024		
502	Saddlewood	W	123.0			
502	Saddlewood	S	15.0	131		
505	Sherwood Forest	W	245.2	245		
506	Woodhaven	W	78.0	78		
508	Zemosa Acres DISTRIBUTION ONLY	W D	241.1	121		
509	Ashley Hills	S	1,033.0	1,033		
510	Corolla Light	W	492.8			
510	Corolla Light	S	474.5	730		
512	Kynwood Subdiv.	S	65.0	65		
513	Hestron Park	W	61.5			
513	Hestron Park	S	72.5	98		
514	Hound Ears	W	446.0			
514	Hound Ears	S	198.5	545		
515	Willowbrook	W	157.9			
515	Willowbrook	S	154.6	235		
516	Grandview at T-Square	W	81.0	81		
517	Spooners Creek	S	45.0	45		
519	Wolf Laurel	W	675.0			
519	Blue Mountain	S	65.0	708		
523	Vander	W	227.8	228		
524	White Oak	W	288.0			
524	White Oak	S	196.0	386		
525	Kings Grant (Ral.)	S	115.0	115		
527	Bent Creek	W	303.0			
527	Bent Creek	S	303.0	455		
528	Mt. Carmel	S C	369.0	185		
529	Whispering Pines	W D	1,425.8	713		
530	Crestview Estates	W	33.0	33		
531	Sherwood Park	W	101.0	101		
532	Misty Mountain	W	139.0	139		
533	Crystal Mountain	W	45.0	45		
534	Pine Knoll Shores	W	0.0	0		
535	Ski Mountain	W	238.0	238		
536	Mt. Mitchell	W	253.0	253		
537	Bear Paw	W	309.5			
537	Bear Paw	S	69.0	345		
539	Forest Brook	W	130.5	131		
541	Carolina Forest usage	W	187.1			
540	Carolina Forest availability	W	824.0	393		
543	Woodrun usage	W D	414.5			
542	Woodrun availability	W	838.0	417		
544	Kings Grant	W	171.0			
544	Kings Grant	S	170.0	256		
545	Watauga Vista	W	141.0	141		
546	Steeplechase	S	152.0	152		
547	Quail Ridge	W	163.0	163		
552	Beechbrook	W	32.0	32		
553	Cabarrus Woods	W	1,494.0			
553	Cabarrus Woods	S	1,466.0	2,227		
554	College Park	W	80.0			
554	College Park	S	45.8	103		
555	Country Club Annex	W	29.0	29		
556	Country Hills	W	66.0	66		
558	Harbor House Estates	W	59.0	59		
559	Holly Acres	W	59.4	59		

CUSTOMER EQUIVALENTS
3/31/2007

			Mar 2007	CUSTOMER EQUIVALENTS	% BY STATE	% WITHIN STATE
562	Oakdale Terrace	W	46.0	46		
565	Suburban Heights	W	25.0	25		
566	Windsor Chase	W	136.5	137		
569	Yorktown DISTRIBUTION ONLY	W D	105.0	53		
572	Powder Horn Mtn.	W	216.5	217		
573	Monteray Shores	W	464.2			
573	Monteray Shores	S	451.7	690		
574	Olde Point	W	191.0			
574	Olde Point	S	114.0	248		
575	Independent	S	697.0	697		
576	High Meadows usage	W	12.5			
577	High Meadows flat chge.	W	250.0	263		
579	Chapel Hills	W	92.0	92		
582	Huntington Forest	W	60.0	60		
583	Eastwood Forest	W	132.8	133		
584	Westwood Forest	W	117.0	117		
585	Wildwood Green	W	215.0	215		
586	Bahia Bay	W	117.0	117		
587	Lampighter East	W	180.0			
587	Lampighter East	S	180.0	270		
588	Lampighter South	W	1,260.5			
588	Lampighter South	S	1,263.0	1,893		
592	Emerald Point	W	163.4			
592	Emerald Point	S	161.4	244		
593	Huntwick	S	114.0	114		
594	Abington/Interlaken	W	584.0			
594	Abington/Interlaken	S	586.0	877		
595	Brandywine Bay	W	837.7			
595	Brandywine Bay	S	733.2	1,205		
596	Queens Harbor	W	133.0			
596	Queens Harbor	S	128.0	197		
597	Belvedere	W	954.5			
597	Belvedere	S	597.0	1,254		
598	River Pointe	W	185.0			
598	River Pointe	S	181.0	276		
851	Riverwoods	W	184.0	184		
853	Forest Ridge/Wood Hollow	S	541.0	541		
854	Pinnacle Shores	W	150.0	150		
855	Britley	W D	60.0			
855	Britley	S	59.0	90		
856	Waterglen	W	33.0	33		
857	Buffalo Creek	W	226.0	226		
858	Stone Hollow	W	219.0	219		
859	The Harbour	W	331.5	332		
860	The Pointe	W	1,018.5	1,019		
861	Avensong	W	300.5			
861	Avensong	S	296.0	449		
862	Wood Trace	W	45.0	45		
864	Middlepointe	W	68.5	69		
865	Lemmod Acres	W	34.0	34		
866	Wildlife Bay	W	73.0	73		
867	Nags Head	S	721.0	721		
868	Bristol Farm/Brawley/Turtle	W	670.0			
868	Bristol Farm/Brawley/Turtle	S	657.5	999		
869	Currituck Club	W	470.0	470		
870	Meadow Glen	W	31.0	31		
871	Heathfield	W	63.5	64		
872	Monterray	W	27.0	27		
873	High Vista	W	228.0	228		
874	Eagle Crossing	W	77.0	77		
876	Larkhaven	W	157.0	157		
881	Regalwood	S	373.0	373		
882	White Oak Estates	S	487.0	487		
Total CWS of NC			<u>37,574.2</u>	<u>30,135</u>		61.9%

OTHER NORTH CAROLINA UTILITIES
CWS SYSTEMS, INC.

801	Fairfield - Mountain	W	1,132.5			
801	Fairfield - Mountain	S C	513.5	1,390		
802	Fairfield - Sapphire Valley	W	1,561.8			
802	Fairfield - Sapphire Valley	S	783.8			

CUSTOMER EQUIVALENTS 3/31/2007			Mar 2007	CUSTOMER EQUIVALENTS	% BY STATE	% WITHIN STATE
803	Fairfield - Sapphire Avail	W	875.0			
803	Fairfield - Sapphire Avail	S	111.0	2,201		
804	Fairfield - Harbour	W	1,697.8			
804	Fairfield - Harbour	S	1,635.8			
805	Fairfield - Harbour Avail	W S	1,044.0	3,038		
808	Forest Hills	W	138.5	139		
810	Heather Glen	W	102.0	102		
812	Country Crossing	W	54.0	54		
813	Oakes Plantation	W	24.0	24		
814	Ransdell Forest	W	44.0	44		
815	Sandy Trail	W	115.0	115		
816	Stewart's Ridge	W	46.0	46		
817	Tuckahoe	W	87.0	87		
818	Wilder's Village	W	46.8	47		
819	Ashley Hills/Amber Acres	W	1,184.0	1,184		
820	Neuse Woods	W	96.8	97		
821	Jordan Woods	W	33.0	33		
824	Treasure Cove	W	295.0	295		
825	Hidden Hollow	W	45.0	45		
826	Linsey Pointe	W	30.0	30		
	Total CWS Systems, Inc.		<u>12,740.3</u>	<u>8,969</u>		18.4%
ELK RIVER UTILITIES, INC.						
830	Elk River	W	280.0			
830	Elk River	S	109.0	335		0.7%
CAROLINA TRACE UTILITIES, INC.						
900	Carolina Trace	W	1,431.0			
900	Carolina Trace	S	1,364.5	2,113		4.3%
TRANSYLVANIA UTILITIES, INC.						
905	Transylvania	W	1,276.4			
905	Transylvania	S	952.4			
906	Transylvania Avail.	W	867.0			
906	Transylvania Avail.	S	414.0	2,072		4.3%
NORTH TOPSAIL UTILITIES, INC.						
920&921	North Topsail	S	2,819.5	2,820		5.8%
CAROLINA PINES						
925	Carolina Pines	S	321.0	321		0.7%
BRADFIELD FARMS						
922	Bradfield Farms	W	954.5			
922	Bradfield Farms	S	1,309.5	1,610		3.3%
NERO						
923	Nero	W	125.0			
923	Nero	S	125.0	188		0.4%
PEACH ORCHARD						
831	Maria Park	W	0.0			
832	Peach Orchard	W	0.0	0		0.0%
HARRCO						
833	Hardscrabble	S	98.0	110		0.2%
838	River Oaks	S	12.0			
TOTAL NORTH CAROLINA			<u>62,773.3</u>	<u>48,672</u>	21.2%	<u>100.0%</u>
FLORIDA						
MILES GRANT WATER & SEWER						
640	Miles Grant	W	1,117.1			
640	Miles Grant	S	1,050.6	1,642		2.5%
TIERRE VERDE						
646	Tierre Verde	S C	1,015.0	508		0.8%
MID-COUNTY SERVICES, INC.						
645	Mid-County	S	2,075.0	2,075		3.1%
LAKE PLACID UTILITIES, INC.						
641	Lake Placid	W	137.7			
641	Lake Placid	S	203.5	240		0.4%
EASTLAKE WATER SERVICE, INC.						
643&653	East Lake	W D	928.4			
643&653	East Lake	S C	889.4	909		1.4%
PEBBLE CREEK UTILITIES, INC.						
644	Pebble Creek	W D	1,491.5			
644	Pebble Creek	S	1,438.5	2,211		3.4%
ALAFAYA UTILITIES, INC.						
647&670&671	Alafaya	S	7,319.0	7,319		11.1%
UTILITIES, INC. OF LONGWOOD						
648	Longwood	S	1,806.0	1,806		2.7%

CUSTOMER EQUIVALENTS
3/31/2007

				Mar 2007	CUSTOMER EQUIVALENTS	% BY STATE	% WITHIN STATE
WEDGEFIELD UTILITIES, INC.							
649	Wedgefield	W		1,549.8			
649	Wedgefield	S		1,525.8	2,313		3.5%
CYPRESS LAKES UTILITEIS, INC.							
672	Cypress Lakes	W		1,213.1			
672	Cypress Lakes	S		1,119.9	1,773		2.7%
EAGLERIDGE UTILITIES, INC.							
673	Eagle Ridge	S		1,624.1			
674	Cross Creek	S		908.0	2,532		3.8%
SANLANDO UTILITES, INC.							
82&683&684	Sanlando	W		11,889.2			
82&683&684	Sanlando	S		9,147.0	16,463		25.0%
UTILITIES, INC. OF SANDALHAVEN							
690	Sandalhaven	S		984.5	985		1.5%
BAYSIDE UTILITY SERVICES, INC.							
694	Bayside	W D		243.4			
694	Bayside	S C		244.2	244		0.4%
SOUTHGATE UTILITIES, INC.							
96&697&698	Southgate	W D		5,766.9			
96&697&698	Southgate	S		0.0	2,883		4.4%
HUTCHINSON ISLAND							
692	Hutchinson Island	W		205.7			
692	Hutchinson Island	S		176.2	294		0.4%
HUTCHINSON ISLAND IRRIGATION							
0002	Hutchinson Island Irrigation	W		160.5	161		0.2%
PENNBROOKE							
0691	Pennbrooke	W		1,459.5			
0691	Pennbrooke	S		1,243.0	2,082		3.2%
SANDY CREEK							
699	Sandy Creek	W		198.8			
699	Sandy Creek	S		166.0	282		0.4%
LABRADOR							
693	Labrador	W		783.5			
693	Labrador	S		766.5	1,167		1.8%
LAKE UTILITY SERVICES, INC.							
628	Clermont	W		204.0	204		
631	Amberhill	W		772.0	772		
632	Highland Point	W		47.5	48		
633	The Oranges	W		100.0	100		
634	Lake Ridge	W		130.0	130		
636	Vistas	W		986.1	986		
661	Crescent Bay	W		93.0	93		
662	Crescent West	W		99.0	99		
663	Four Lakes	W		65.0	65		
664	Lake Saunders Acres	W		45.0	45		
665	Lake Crescent Hills	W		127.0	127		
666	Preston Cove	W		105.0	105		
667&668	South Clermont (EDB)	W		2,832.7	2,833		
675	Lake Groves	W		2,895.8			
675	Lake Groves	S		2,820.3	4,306		
	Total Lake Utility			11,322.4	9,912		15.0%
UTILITIES, INC. OF FLORIDA							
602	Weathersfield	W		709.0			
602	Weathersfield	S C		704.5	1,061		
604	Oakland Shores	W		226.5	227		
606	Little Wekiva	W		60.0	60		
608	Park Ridge	W		102.0			
608	Park Ridge	S		0.0	102		
610	Phillips Section	W		79.0	79		
612	Crystal Lake	W		175.0	175		
613	Bartell/Wisbar	W D		163.5			
613	Bartell/Wisbar	S C		162.0	163		
614	Ravenna Park/Lincoln Hts.	W		353.5			
614	Ravenna Park/Lincoln Hts.	S C		250.5	479		
615	Bartell/Buena Vista	W		1,093.8	1,094		
616	Bear Lake Manor	W		222.5	223		
618	Jansen	W		253.5	254		
620	Crescent Hts. DISTRIBUTION ONLY	W D		275.5	138		
621	Davis Shores	W D		42.0	21		
622	Crownwood	S C		8.0	4		
623	Trailwoods	W		303.0			
623	Trailwoods	S C		297.0	452		

**CUSTOMER EQUIVALENTS
3/31/2007**

			Mar 2007	CUSTOMER EQUIVALENTS	% BY STATE	% WITHIN STATE
624	Oakland Hills	W	185.0			
624	Oakland Hills	S C	184.0	277		
626	Summertree (PPW)	S C	1,033.2			
626	Summertree (PPW)	W	1,222.2	1,739		
629	Orangewood	W	582.3	582		
630	Golden Hills	W	447.4	447		
635	Crownwood	W	84.2			
635	Crownwood	S	61.2	115		
637	Lake Tarpon	W	432.5			
637	Lake Tarpon	S	0.0	433		
	Total U.I. of Florida		<u>9,712.8</u>	<u>8,123</u>		
	TOTAL FLORIDA		<u><u>81,882.5</u></u>	<u><u>65,922</u></u>	28.8%	<u><u>12.3%</u></u> <u><u>100.0%</u></u>

GEORGIA

UTILITIES, INC. OF GEORGIA

264&265	Skidaway Island Utilities, Inc.	W	4,432.9			
264&265	Skidaway Island Utilities, Inc.	S	4,276.9			
262	Skidaway Island Availability	W S	462.0			
266&267	Olde Atlanta	S	640.0	7,442		79.0%

WATER SERVICE COMPANY OF GEORGIA INC

1268	Crestwood	W	14.0	14		
1269	Bear Creek	W	139.0	139		
1270	Kendalwood	W	49.0	49		
1271	Riverwood	W	152.0	152		
1272	Shady Grove	W	60.0	60		
1273	Southlake	W	31.0	31		
1274	Spencton #1	W	21.0	21		
1275	Spencton #2	W	101.0	101		
1276	Spencton #3	W	7.0	7		
1277	Talloakas	W	165.0	165		
1278	Vinland	W	21.0	21		
1279	Holly Springs	W	57.0	57		
1280	Lake Riverside	W	254.0	254		
1281	Riverwood Estates	W	30.0	30		
1282	Worthy Manor	W	178.0			
1282	Worthy Manor	S	176.0	266		
1283	Big Oak Estates	W	42.0	42		
1284	Holland Folly 1	W	23.0	23		
1285	Windsor	W	35.0	35		
1286	Holland Folly 2	W	19.0	19		
1287	Holland Folly 3	W	111.0			
1287	Holland Folly 3	S	111.0	167		
1288	Colonial Acres	W	19.0	19		
1289	Carver	W	38.0	38		
1290	Lee Villa Estates	W	6.0	6		
1291	Park Place	W	10.0	10		
1292	Fairfax Motel	W	0.0	0		
1293	Shady Acres	W	81.0	81		
1294	Shady Acres II	W	38.0	38		
1295	Green Meadow Estates	W	54.0	54		
1296	Jamar	W	21.0	21		
1297	Country West Sect 3	W	20.0	20		
1298	Country Circle Road	W	19.0	19		
1299	South Lake II	W	19.0	19		
	Total WSC of Georgia		<u>2,121.0</u>	<u>1,978</u>		21.0%
	TOTAL GEORGIA		<u><u>12,394.8</u></u>	<u><u>9,420</u></u>	4.1%	<u><u>100.0%</u></u>

MISSISSIPPI

CHARLESTON UTILITIES

290	Charleston	W	1,385.1			
290	Charleston	S	0.0	1,385		
292	East Charleston	W	106.0	106		
	Charleston Utilities, Inc.		<u>1,491.1</u>	<u>1,491</u>	0.7%	<u>100.0%</u>

TENNESSEE

651	Tennessee Water Service	W D	<u>559.0</u>	<u>280</u>	0.1%	<u>100.0%</u>
-----	-------------------------	-----	--------------	------------	------	---------------

KENTUCKY

162	Clinton	W	795.0			
162	Clinton	S	0.0	795		19.5%

CUSTOMER EQUIVALENTS 3/31/2007		Mar 2007	CUSTOMER EQUIVALENTS	% BY STATE	% WITHIN STATE
171&172&173	Middlesborough	W D	6,569.2		80.5%
	TOTAL KENTUCKY		<u>7,364.2</u>	1.8%	<u>100.0%</u>
MARYLAND					
UTILITIES, INC. OF MARYLAND					
201	Marlboro Meadows	W	0.0		
201	Marlboro Meadows	S	0.0		0.0%
MARYLAND WATER SERVICE					
215	Pinto (Distribution)	W D	1,077.0		
215	Pinto	S	1,068.8		
216	Highland Estates (Distribution)	W D	38.0	1,092	31.0%
PROVINCES UTILITIES, INC.					
210	Provinces Utilites, Inc.	W	1,507.0	1,507	42.7%
GREENRIDGE UTILITIES, INC.					
205	Greenridge Utilities, Inc.	W	848.0		
208	Vistas	W	81.0	929	26.3%
	TOTAL MARYLAND		<u>4,619.8</u>	1.5%	<u>100.0%</u>
PENNSYLVANIA					
UTILITIES, INC. OF PENNSYLVANIA					
250	Broad Run	S	2,159.0	2,159	39.6%
WESTGATE					
251	Westgate	W	745.5	746	13.7%
PENN ESTATES UTILITES, INC.					
255	Penn Estates	W	1,676.0		
255	Penn Estates	S	1,676.0		
256	Penn Estates Availability	W	74.0		
256	Penn Estates Availability	S	74.0	2,551	46.8%
	TOTAL PENNSYLVANIA		<u>6,404.5</u>	2.4%	<u>100.1%</u>
NEW JERSEY					
MONTAGUE WATER COMPANY					
270	Montague Water	W	796.0		
270	Montague Sewer	S	271.5	932	
	TOTAL NEW JERSEY		<u>1,067.5</u>	0.4%	<u>100.0%</u>
NEVADA					
SPRING CREEK UTILITIES, COMPANY					
110&111&112	Spring Creek	W	3,969.3		
110&111&112	Spring Creek	S	121.3	4,030	23.6%
UTILITIES, INC. OF CENTRAL NEVADA					
141&142&143	Central Nevada	W	7,350.2		
141&142&143	Central Nevada	S	3,883.1	9,292	54.4%
UTILITIES, INC. OF NEVADA					
120&121	Ut of Nevada	W	3,174.5	3,175	18.6%
SKY RANCH WATER SERVICE CORP					
123	Sky Ranch	W	578.0	578	3.4%
	TOTAL NEVADA		<u>19,076.4</u>	7.5%	<u>100.0%</u>
ARIZONA					
935&936&937&938	Bermuda Water Company	W	8,738.1	8,738	100.0%
Bio Tech					
			<u>178.0</u>	178	0.1%
GRAND TOTAL ALL STATES					
			<u>289,502.8</u>	229,079	100.2%
			286,234.8		

Distribution

Codes

Company Number	Company Name	Customer Equivalents @ 12/31/06	Customer Equivalent Percentage CODE 1	Customer Equivalent Percentage CODE 2	Customer Equivalent Percentage CODE 3
05	Apple Canyon	1,341	0.585%	6.455%	9.360%
06	Camelot	322	0.141%	1.550%	2.247%
07	Charmar	53	0.023%	0.256%	0.370%
08	Cherry Hill	258	0.112%	1.240%	1.797%
09	Clorendon Hills	363	0.158%	1.747%	2.532%
10	Hillside Manor	0	0.000%	0.000%	0.000%
11	County Line	118	0.052%	0.570%	0.826%
12	DeMar	37	0.016%	0.178%	0.258%
13	Ferson Creek	568	0.248%	2.734%	3.963%
14	Galena Territory	2,585	1.129%	12.444%	18.040%
15	Killamoy	352	0.154%	1.694%	2.456%
16	Lake Holiday	1,920	0.838%	9.242%	13.397%
17	Lake Wildwood	708	0.309%	3.405%	4.877%
18	Northern Hills	285	0.116%	1.276%	1.849%
20	Lake Marian	292	0.127%	1.405%	2.037%
21	Wildwood	195	0.085%	0.939%	1.351%
22	Valentine	70	0.031%	0.337%	0.488%
23	Walk-Up Woods	220	0.096%	1.059%	1.535%
24	Whiap.Hills/Plot/Sun	2,340	1.021%	11.261%	16.324%
25	Holiday Hills	243	0.106%	1.170%	1.696%
26	Medina	473	0.207%	2.278%	3.302%
27	Westlake	634	0.277%	3.051%	4.422%
28	Cedar Bluff	132	0.058%	0.635%	0.921%
29	Harbor Ridge	481	0.210%	2.315%	3.356%
30	Grant Northern	362	0.158%	1.742%	2.528%
32	Peach Orchard	0	0.000%	0.000%	0.000%
33	Harco	110	0.048%	0.000%	0.000%
34	Ut of Nevada	3,175	1.386%	0.000%	0.000%
35	Spring Creek	4,030	1.759%	0.000%	0.000%
36	Louisiana Water Service	7,523	3.284%	0.000%	0.000%
38	Utilities Inc. of Louisiana	7,418	3.238%	0.000%	0.000%
40	Utilities, Inc. of Maryland	0	0.000%	0.000%	0.000%
41	Colchester	189	0.074%	0.000%	0.000%
42	Greenridge Utilities, Inc.	929	0.406%	0.000%	0.000%
43	Provinces Utilities, Inc.	1,507	0.658%	0.000%	0.000%
44	Maryland Water Service	1,092	0.477%	0.000%	0.000%
47	Massanutten	3,637	1.587%	0.000%	0.000%
50	Holiday Service	573	0.250%	2.758%	0.000%
51	Westgate	746	0.325%	0.000%	0.000%
52	Utilities, Inc. of Pennsylvania	2,199	0.942%	0.000%	0.000%
53	Penn Estates	2,551	1.114%	0.000%	0.000%
55	Skidaway	7,442	3.249%	0.000%	0.000%
56	Elk River	335	0.148%	0.000%	0.000%
57	Montague Water/Sewer Co	932	0.407%	0.000%	0.000%
60	Twin Lakes Utilities	4,650	2.030%	22.380%	0.000%
61	Tierre Verde	508	0.222%	0.000%	0.000%
62	Lake Placid	240	0.105%	0.000%	0.000%
64	Eastlake	909	0.397%	0.000%	0.000%
65	Charleston Utilities	1,491	0.651%	0.000%	0.000%
66	Pebble Creek	2,211	0.965%	0.000%	0.000%
67	Atafaya Utilities, Inc.	7,319	3.195%	0.000%	0.000%
68	Utilities, Inc. of Longwood	1,806	0.788%	0.000%	0.000%
69	Wedgetfield	2,313	1.010%	0.000%	0.000%
70	CWS (South Carolina)	13,779	6.015%	0.000%	0.000%
71	Utilities Services of SC	6,046	2.639%	0.000%	0.000%
72	Cypress Lakes	1,773	0.774%	0.000%	0.000%
73	Ut of Eagle Ridge	2,532	1.105%	0.000%	0.000%
74	Southland Utilities	173	0.076%	0.000%	0.000%
75	United Utility Co.	1,171	0.511%	0.000%	0.000%
79	Tega Coy Water Service	2,818	1.143%	0.000%	0.000%
80	CWS of NC	30,135	13.155%	0.000%	0.000%
83	CWS Systems, Inc.	8,969	3.915%	0.000%	0.000%
85	Carolina Trace	2,113	0.922%	0.000%	0.000%
87	Transylvania	2,072	0.905%	0.000%	0.000%
88	Mid-County Services, Inc.	2,075	0.906%	0.000%	0.000%
89	Lake Utility	9,912	4.327%	0.000%	0.000%
90	UIF	8,123	3.546%	0.000%	0.000%
91	Miles Grant	1,642	0.717%	0.000%	0.000%
92	Tennessee Water Service	280	0.122%	0.000%	0.000%
94	Hutchinson Irrigation	161	0.070%	0.000%	0.000%
101	Santando	16,463	7.187%	0.000%	0.000%
103	Sandalhaven	985	0.430%	0.000%	0.000%
104	Bayside	244	0.107%	0.000%	0.000%
105	Southgate	2,883	1.259%	0.000%	0.000%
108	Labrador	1,167	0.509%	0.000%	0.000%
107	Pennbrooke	2,082	0.909%	0.000%	0.000%
108	Hutchinson Island	294	0.128%	0.000%	0.000%
109	Standy Creek	282	0.123%	0.000%	0.000%
120	North Topsail	2,820	1.231%	0.000%	0.000%
121	Carolina Pine	321	0.140%	0.000%	0.000%
122	Bradfield Farms	1,610	0.703%	0.000%	0.000%
123	Nero	188	0.082%	0.000%	0.000%
133	Sky Ranch	578	0.252%	0.000%	0.000%
135	Bermuda	8,738	3.814%	0.000%	0.000%
140	Central Nevada	9,292	4.056%	0.000%	0.000%
150	WSC of Indiana	300	0.131%	1.442%	0.000%
151	Indiana Water Service	922	0.402%	4.438%	0.000%
160	WSC of Kentucky	4,080	1.781%	0.000%	0.000%
165	WSC of Georgia	1,978	0.863%	0.000%	0.000%
93	Bio Tech	178	0.078%	0.000%	0.000%
	Total	229,079	100.000%	100.000%	100.000%
	Total Illinois		6.256%	68.982%	100.000%
	Total Indiana/Ohio		2.813%	31.018%	0.000%
	Total Other		90.931%	0.000%	0.000%
			100.000%	100.000%	100.000%

Water Service Corporation
 Distribution of Expenses for Computer Operating Costs
 DETAIL OF INVOICE/BILLS COUNT BY COMPANY
 Code 4

	# OF INVOICES	% OF TOTAL	# OF BILLS	% OF TOTAL	TOTAL INVOICES /BILLS	% OF TOTAL
05 Apple Canyon	45	0.16%		0.00%	45	0.01%
06 Camelot	96	0.33%	215	0.05%	311	0.07%
07 Charmar	32	0.11%	53	0.01%	85	0.02%
08 Cherry Hill	33	0.11%		0.00%	33	0.01%
09 Clarendon Hills	40	0.14%	745	0.19%	785	0.18%
10 Hilldale Manor	0	0.00%		0.00%	0	0.00%
11 County Line	39	0.13%	114	0.03%	153	0.04%
12 DelMar	23	0.08%	216	0.05%	239	0.06%
13 Ferson Creek	115	0.40%	376	0.09%	491	0.12%
14 Galena Territory	120	0.41%		0.00%	120	0.03%
15 Killarney	56	0.19%	353	0.09%	409	0.10%
16 Lake Holiday	106	0.37%	228	0.06%	334	0.08%
17 Lake Wildwood	45	0.16%	2,330	0.59%	2,375	0.56%
18 Northern Hills	67	0.23%	558	0.14%	625	0.15%
20 Lake Marian	56	0.19%	866	0.22%	922	0.22%
21 Wildwood	41	0.14%	585	0.15%	626	0.15%
22 Valentine	33	0.11%		0.00%	33	0.01%
23 Walk-up Woods	52	0.18%	2,290	0.58%	2,342	0.55%
24 Whisp.Hills/Pist./Sun	206	0.71%		0.00%	206	0.05%
25 Holiday Hills	67	0.23%	728	0.18%	795	0.19%
26 Medina	59	0.20%	733	0.18%	792	0.19%
27 Westlake	75	0.26%	1,261	0.32%	1,336	0.31%
28 Cedar Bluff	41	0.14%		0.00%	41	0.01%
29 Harbor Ridge	51	0.18%	602	0.15%	653	0.15%
30 Great Northern	90	0.31%	1,086	0.27%	1,176	0.28%
32 Peach Orchard	3	0.01%		0.00%	3	0.00%
33 Harco	25	0.09%	224	0.06%	249	0.06%
34 Ul of Nevada	137	0.47%	6,028	1.52%	6,165	1.45%
35 Spring Creek	398	1.37%	8,690	2.19%	9,088	2.13%
36 Louisiana Water Service	972	3.35%	12,046	3.03%	13,018	3.05%
38 Utilities Inc. of Louisiana	558	1.93%	9,284	2.34%	9,842	2.31%
40 Utilities, Inc. of Maryland	271	0.94%	0	0.00%	271	0.06%
41 Colchester	111	0.38%	338	0.09%	449	0.11%
42 Greenridge Utilities, Inc.	104	0.36%	929	0.23%	1,033	0.24%
43 Provinces Utilities, Inc.	57	0.20%	1,480	0.37%	1,537	0.36%
44 Maryland Water Service	135	0.47%	2,004	0.50%	2,139	0.50%
47 Massanutten	496	1.71%	4,199	1.06%	4,695	1.10%
50 Holiday Service	86	0.30%	1,522	0.38%	1,608	0.38%
51 Westgate	67	0.23%	730	0.18%	797	0.19%
52 Utilities, Inc. of Pennsylvania	131	0.45%	1,261	0.32%	1,392	0.33%
53 Penn Estates	188	0.65%	3,423	0.86%	3,611	0.85%
55 Skidaway	567	1.96%	5,276	1.33%	5,843	1.37%
56 Elk River	68	0.23%	850	0.21%	918	0.22%
57 Montague Water/Sewer Co	185	0.64%	1,492	0.38%	1,677	0.39%
60 Twin Lakes Utilities	319	1.10%	4,584	1.15%	4,903	1.15%
61 Terre Verde	64	0.22%	384	0.10%	448	0.11%
62 Lake Placid	59	0.20%		0.00%	59	0.01%
64 Eastlake	122	0.42%	1,782	0.45%	1,904	0.45%
65 Charleston Utilities	140	0.48%	3,799	0.96%	3,939	0.92%
66 Pebble Creek	155	0.53%	2,799	0.70%	2,954	0.69%
67 Alafaya	427	1.47%	18,919	4.76%	19,346	4.54%
68 Utilities, Inc. of Longwood	160	0.55%	3,381	0.85%	3,541	0.83%
69 Wedgefield	284	0.98%	3,107	0.78%	3,391	0.80%
70 CWS (South Carolina)	2,239	7.73%	21,982	5.53%	24,221	5.68%
71 Utilities Services of SC	1,647	5.68%	16,407	4.13%	18,054	4.23%
72 Cypress Lakes	122	0.42%	4,252	1.07%	4,374	1.03%
73 Ul of Eagle Ridge	210	0.72%	1,715	0.43%	1,925	0.45%
74 Southland Utilities	57	0.20%	348	0.09%	405	0.09%
75 United Utility Co.	307	1.06%	2,608	0.66%	2,915	0.68%
79 Tega Cay Water Service	266	0.99%	3,354	0.84%	3,640	0.85%
80 CWS of NC	5,748	19.83%	67,186	16.90%	72,934	17.10%
83 CWS Systems, Inc.	1,267	4.44%	17,152	4.32%	18,439	4.32%
86 Carolina Trace	302	1.04%	2,874	0.72%	3,176	0.74%
87 Transylvania	379	1.31%	4,311	1.08%	4,690	1.10%
88 Mid-County Services, Inc.	166	0.57%	3	0.00%	169	0.04%
89 Lake Utility	607	2.09%	13,642	3.43%	14,249	3.34%
90 UIF	895	3.09%	15,540	3.91%	16,435	3.85%
91 Miles Grant	230	0.79%	1,273	0.32%	1,503	0.35%
92 Tennessee Water Service	54	0.19%	562	0.14%	616	0.14%
94 Hutchinson Irrigation	14	0.05%	56	0.01%	70	0.02%
101 Sanlando	756	2.61%	28,586	7.19%	29,342	6.88%
103 Sandalhaven	155	0.53%	1,745	0.44%	1,900	0.45%
104 Bayside	66	0.23%	739	0.19%	805	0.19%

Water Service Corporation

Distribution of Expenses for Computer Operating Costs

DETAIL OF INVOICE/BILLS COUNT BY COMPANY

Code 4

	# OF INVOICES	% OF TOTAL	# OF BILLS	% OF TOTAL	TOTAL INVOICES /BILLS	% OF TOTAL
105 Southgate	103	0.36%	10,238	2.58%	10,341	2.43%
106 Labrador	155	0.53%	2,657	0.67%	2,812	0.66%
107 Pennbrooke	111	0.38%	2,701	0.68%	2,812	0.66%
108 Hutchinson Island	287	0.99%	251	0.06%	538	0.13%
109 Sandy Creek	202	0.70%	403	0.10%	605	0.14%
120 North Topsail	715	2.47%	5,593	1.41%	6,308	1.48%
121 Carolina Pines	76	0.26%	1,291	0.32%	1,367	0.32%
122 Bradfield Farms	133	0.46%	2,230	0.56%	2,363	0.55%
123 Nero	61	0.21%	380	0.10%	441	0.10%
133 Sky Ranch	43	0.15%	1,733	0.44%	1,776	0.42%
135 Bermuda	528	1.82%	20,923	5.26%	21,451	5.03%
140 Central Nevada	742	2.56%	12,295	3.09%	13,037	3.06%
150 WSC of Indiana	101	0.35%	803	0.20%	904	0.21%
151 Indiana Water Service	65	0.22%	3,355	0.84%	3,420	0.80%
160 WSC of Kentucky	524	1.81%	12,724	3.20%	13,248	3.11%
165 WSC of Georgia	384	1.32%	3,660	0.92%	4,044	0.95%
93 Bio Tech	1,348	4.65%		0.00%	1,348	0.28%
TOTAL PER REPORT	28,982	100.00%	397,442	100.00%	426,424	100.000%

Total Illinois

3.540%

Total Indiana

2.160%

Total Other

94.300%

100.000%

Water Service Corp.
 Indirect Expense Allocation Percentage
 Allocation of Office Expense
 Code 5

Company Number	Company Name	Admin/ Accounting	Customer Service	Computer Services	Weighted Average
		63 Employees Code 1	0 Employees Code 2	7 Employees Code 4	70 Employees Code 5
Allocated Based on # of Employees					
05	Apple Canyon	0.585%	6.455%	0.010%	0.528%
06	Camelot	0.141%	1.550%	0.070%	0.134%
07	Charmar	0.023%	0.255%	0.020%	0.023%
08	Cherry Hill	0.112%	1.240%	0.010%	0.102%
09	Clarendon Hills	0.158%	1.747%	0.180%	0.161%
10	Hilldale Manor	0.000%	0.000%	0.000%	0.000%
11	County Line	0.052%	0.570%	0.040%	0.051%
12	DelMar	0.016%	0.178%	0.060%	0.021%
13	Ferson Creek	0.248%	2.734%	0.120%	0.235%
14	Galena Territory	1.129%	12.444%	0.030%	1.019%
15	Killarney	0.154%	1.694%	0.100%	0.148%
16	Lake Holiday	0.838%	9.242%	0.080%	0.762%
17	Lake Wildwood	0.309%	3.405%	0.560%	0.334%
18	Northern Hills	0.116%	1.276%	0.150%	0.119%
20	Lake Marian	0.127%	1.405%	0.220%	0.137%
21	Wildwood	0.085%	0.939%	0.150%	0.092%
22	Valentine	0.031%	0.337%	0.010%	0.029%
23	Walk-up Woods	0.096%	1.059%	0.550%	0.141%
24	Whisp.Hills/Pist./Sun	1.021%	11.261%	0.050%	0.924%
25	Holiday Hills	0.106%	1.170%	0.190%	0.114%
26	Medina	0.207%	2.278%	0.190%	0.205%
27	Westlake	0.277%	3.051%	0.310%	0.280%
28	Cedar Bluff	0.058%	0.635%	0.010%	0.053%
29	Harbor Ridge	0.210%	2.315%	0.150%	0.204%
30	Great Northern	0.158%	1.742%	0.280%	0.170%
32	Peach Orchard	0.000%	0.000%	0.000%	0.000%
33	Harrco	0.048%	0.000%	0.060%	0.049%
34	UI of Nevada	1.386%	0.000%	1.450%	1.392%
35	Spring Creek	1.759%	0.000%	2.130%	1.796%
36	Lousiana Water Service	3.284%	0.000%	3.050%	3.261%
38	Utilities Inc. of Louisiana	3.238%	0.000%	2.310%	3.145%
40	Utilities, Inc. of Maryland	0.000%	0.000%	0.060%	0.006%
41	Colchester	0.074%	0.000%	0.110%	0.077%
42	Greenridge Utilities, Inc.	0.406%	0.000%	0.240%	0.389%
43	Provinces Utilities, Inc.	0.658%	0.000%	0.360%	0.628%
44	Maryland Water Service	0.477%	0.000%	0.500%	0.479%
47	Massanutten	1.587%	0.000%	1.100%	1.539%
50	Holiday Service	0.250%	2.758%	0.380%	0.263%
51	Westgate	0.325%	0.000%	0.190%	0.312%
52	Utilities, Inc. of Pennsylvania	0.942%	0.000%	0.330%	0.881%
53	Penn Estates	1.114%	0.000%	0.850%	1.087%
55	Skidaway	3.249%	0.000%	1.370%	3.061%
56	Elk River	0.146%	0.000%	0.220%	0.154%
57	Montague Water/Sewer Co	0.407%	0.000%	0.390%	0.405%
60	Twin Lakes Utilities	2.030%	22.380%	1.150%	1.942%
61	Tierre Verde	0.222%	0.000%	0.110%	0.211%
62	Lake Placid	0.105%	0.000%	0.010%	0.095%
64	Eastlake	0.397%	0.000%	0.450%	0.402%
65	Charleston Utilites	0.651%	0.000%	0.920%	0.678%
66	Pebble Creek	0.965%	0.000%	0.690%	0.937%
67	Alafaya	3.195%	0.000%	4.540%	3.329%
68	UI of Longwood	0.788%	0.000%	0.830%	0.793%
69	Wedgefield	1.010%	0.000%	0.800%	0.989%

Water Service Corp.
Indirect Expense Allocation Percentage
Allocation of Office Expense
Code 5

Company Number	Company Name	Admin/ Accounting	Customer Service	Computer Services	Weighted Average
		Allocated Based on # of Employees			
		63 Employees Code 1	0 Employees Code 2	7 Employees Code 4	70 Employees Code 5
70	CWS (South Carolina)	6.015%	0.000%	5.680%	5.981%
71	Utilities Services of SC	2.639%	0.000%	4.230%	2.798%
72	Cypress Lakes	0.774%	0.000%	1.030%	0.800%
73	UI of Eagle Ridge	1.105%	0.000%	0.450%	1.040%
74	Southland Utilities	0.078%	0.000%	0.090%	0.077%
75	United Utility Co.	0.511%	0.000%	0.680%	0.528%
79	Tega Cay Water Service	1.143%	0.000%	0.850%	1.113%
80	CWS of NC	13.155%	0.000%	17.100%	13.549%
83	CWS Systems, Inc.	3.915%	0.000%	4.320%	3.956%
86	Carolina Trace	0.922%	0.000%	0.740%	0.904%
87	Transylvania	0.905%	0.000%	1.100%	0.924%
88	Mid-County Services, Inc.	0.906%	0.000%	0.040%	0.819%
89	Lake Utility	4.327%	0.000%	3.340%	4.228%
90	UIF	3.546%	0.000%	3.850%	3.577%
91	Miles Grant	0.717%	0.000%	0.350%	0.680%
92	Tennessee Water Service	0.122%	0.000%	0.140%	0.124%
94	Hutchinson Irrigation	0.070%	0.000%	0.020%	0.065%
101	Sanlando	7.187%	0.000%	6.880%	7.156%
103	Sandalhaven	0.430%	0.000%	0.450%	0.432%
104	Bayside	0.107%	0.000%	0.190%	0.115%
105	Southgate	1.259%	0.000%	2.430%	1.376%
106	Labrador	0.509%	0.000%	0.660%	0.524%
107	Pennbrooke	0.909%	0.000%	0.660%	0.884%
108	Hutchinson Island	0.128%	0.000%	0.130%	0.128%
109	Sandy Creek	0.123%	0.000%	0.140%	0.125%
120	North Topsail	1.231%	0.000%	1.480%	1.256%
121	Carolina Pines	0.140%	0.000%	0.320%	0.158%
122	Bradfield Farms	0.703%	0.000%	0.550%	0.687%
123	Nero	0.082%	0.000%	0.100%	0.084%
133	Sky Ranch	0.252%	0.000%	0.420%	0.269%
135	Bermuda	3.814%	0.000%	5.030%	3.936%
140	Central Nevada	4.056%	0.000%	3.060%	3.957%
150	WSC of Indiana	0.131%	1.442%	0.210%	0.139%
151	Indiana Water Service	0.402%	4.438%	0.800%	0.442%
160	WSC of Kentucky	1.781%	0.000%	3.110%	1.914%
165	WSC of Georgia	0.863%	0.000%	0.950%	0.872%
93	Bio-Tech	0.078%	0.000%	0.280%	0.097%
	Total	100.000%	100.000%	100.000%	100.000%
	Total Illinois				5.986%
	Total Indiana				2.523%
	Total Other				91.491%
					100.000%

Water Service Corp.
 Indirect Expense Allocation Percentage
 Allocation of Pension & ESOP
 Code 6

Account Number	Account Name	Co. - 02 Balance	05-0010 Apple Canyon	06-0014 Camelot	07-0018 Chamar	08-0022 Cherry Hill	09-0026 Clarendon Hills	10-0028 Hilldale Manor	11-0034 County Line	12-0038 Del Mar	13-0042 Ferson Creek	14-0046 Galena Territory	15-0050 Killarney	16-0054 Lake Holiday	17-0058 Lake Wildwood	18-0066 Northern Hills
	Salaries - Systems Project	79,688	466	112	18	90	126	0	41	13	198	899	122	668	246	92
	Salaries - Accounting/Fin	246,791	1,445	347	57	278	391	0	128	40	612	2,785	379	2,068	762	285
	Salaries - Admin	75,402	441	106	17	85	119	0	39	12	187	851	116	632	233	87
	Salaries - Executive	217,696	1,274	306	50	245	345	0	113	35	540	2,457	335	1,825	672	252
	Salaries - Payroll	80,649	531	127	21	102	144	0	47	15	225	1,023	139	760	280	105
	Salaries - IT	70,840	7	50	14	7	128	0	28	43	85	21	71	57	397	106
	Salaries - Ops Leadership	84,766	496	119	20	95	134	0	44	14	210	957	130	710	262	98
	Salaries - Regulatory	198,589	1,163	279	46	223	315	0	103	32	492	2,241	305	1,664	613	230
	Salaries - Customer Serv	6,250	37	9	1	7	10	0	3	1	15	71	10	52	19	7
	Total Salary	1,070,671	5,860	1,455	244	1,132	1,712	0	546	205	2,564	11,305	1,607	8,436	3,484	1,262
	Code 6		0.547%	0.136%	0.023%	0.106%	0.160%	0.000%	0.051%	0.019%	0.239%	1.056%	0.150%	0.788%	0.325%	0.118%

Water Service Corp.
 Indirect Expense Allocation Percentage
 Allocation of Pension & ESOP
 Code 6

Account Number	Account Name	Co. - 02 Balance	20-0070 Lake Marian	21-0078 Wildwood	22-0082 Valentine	23-0086 Walk Up Woods	24-0090 Whispering Hills	25-0025 Holiday Hills	26-0096 Medina	27-0027 Westlake	28-0098 Cedar Bluff	29-0048 Harbor Ridge	30-0049 Great Northern	32-0832 Peach Orchard	33-0840 Harroco	34-0120 UI of Nevada	35-0110 Spring Creek
	Salaries - Systems Project	79,888	102	68	24	77	814	85	165	220	46	167	126	0	38	1,104	1,402
	Salaries - Accounting/Fina	246,791	315	210	75	237	2,520	262	510	683	142	518	390	0	119	3,420	4,342
	Salaries - Admin	75,402	96	64	23	72	770	80	156	209	43	158	119	0	36	1,045	1,327
	Salaries - Executive	217,696	277	185	67	209	2,223	231	450	602	125	457	344	0	105	3,017	3,830
	Salaries - Payroll	90,649	116	77	28	87	926	96	187	251	52	190	143	0	44	1,256	1,595
	Salaries - IT	70,840	156	106	7	390	35	135	135	220	7	106	198	0	43	1,027	1,509
	Salaries - Ops Leadership	84,766	108	72	26	81	866	90	175	235	49	178	134	0	41	1,175	1,491
	Salaries - Regulatory	198,589	253	169	61	191	2,028	211	410	549	114	417	314	0	95	2,752	3,494
	Salaries - Customer Servir	6,250	8	5	2	6	64	7	13	17	4	13	10	0	3	87	110
	Total Salary	1,070,671	1,431	956	313	1,350	10,246	1,197	2,201	2,986	582	2,204	1,778	0	524	14,883	19,100
	Code 6		0.134%	0.089%	0.029%	0.126%	0.957%	0.112%	0.206%	0.279%	0.054%	0.206%	0.166%	0.000%	0.049%	1.390%	1.784%

Water Service Corp.
 Indirect Expense Allocation Percentage
 Allocation of Pension & ESOP
 Code 6

Account Number	Account Name	Co. - 02 Balance	36-0750 Louisiana Water Service	38-0770 Utilities, Inc. of Louisiana	40-0200 Utilities, Inc. of Maryland	41-0212 Colchester	42-0205 Greenridge Utilities	43-0215 Provinces	44-0220 Maryland Wtr Service	47-0225 Massanutten	50-0245 Holiday Service	51-0251 Westgate	52-0250 Utilities, Inc. of Penn	53-0255 Penn Estates	55-0264 Skidaway	56-0830 Elk River	57-0270 Montague
	Salaries - Systems Project	79,688	2,617	2,580	0	59	323	524	380	1,265	199	259	751	887	2,589	117	324
	Salaries - Accounting/Fins	246,791	8,104	7,991	0	182	1,001	1,624	1,176	3,918	617	803	2,326	2,748	8,017	361	1,004
	Salaries - Admin	75,402	2,476	2,442	0	56	306	496	359	1,197	189	245	711	840	2,450	110	307
	Salaries - Executive	217,696	7,149	7,049	0	161	883	1,432	1,038	3,456	545	708	2,052	2,424	7,072	318	886
	Salaries - Payroll	90,649	2,977	2,935	0	67	368	596	432	1,439	227	295	854	1,009	2,945	133	369
	Salaries - IT	70,840	2,161	1,636	43	78	170	255	354	779	269	135	234	602	971	156	276
	Salaries - Ops Leadership	84,766	2,784	2,745	0	63	344	558	404	1,346	212	276	799	944	2,754	124	345
	Salaries - Regulatory	198,589	6,521	6,430	0	147	805	1,306	947	3,153	497	646	1,872	2,211	6,451	290	808
	Salaries - Customer Service	6,250	205	202	0	5	25	41	30	99	16	20	59	70	203	9	25
	Total Salary	1,070,671	34,994	34,010	43	818	4,225	8,832	5,120	16,652	2,771	3,387	9,658	11,735	33,452	1,618	4,344
	Code 6		3.268%	3.177%	0.004%	0.076%	0.395%	0.638%	0.478%	1.555%	0.259%	0.316%	0.902%	1.096%	3.124%	0.151%	0.406%

Water Service Corp.
 Indirect Expense Allocation Percentage
 Allocation of Pension & ESOP
 Code 6

Account Number	Account Name	Co. - 02 Balance	60-0280 Twin Lakes	61-0646 Terre Verde	62-0641 Lake Placid	64-0643 Eastlake Utilities	65-0290 Charleston Utilities	66-0644 Pebble Creek	67-0647 Atafaya Utilities	68-0648 UI of Longwood	69-0649 Wedge field	70-0298 Carolina Water Service	71-1300 Utilities Services of SC	72-0672 Cypress Lakes	73-0673 UI of Eagle Ridge	74-0464 Southland
	Salaries - Systems Project	79,688	1,618	177	83	316	519	769	2,546	628	805	4,793	2,103	617	881	60
	Salaries - Accounting/Fina	246,791	5,010	547	258	979	1,606	2,381	7,885	1,946	2,492	14,844	6,513	1,910	2,728	186
	Salaries - Admin	75,402	1,531	167	79	299	491	728	2,409	594	761	4,535	1,990	584	833	57
	Salaries - Executive	217,696	4,419	483	228	864	1,417	2,101	6,955	1,716	2,198	13,094	5,746	1,685	2,406	164
	Salaries - Payroll	90,649	1,840	201	95	360	590	875	2,896	715	915	5,452	2,392	702	1,002	68
	Salaries - IT	70,840	815	78	7	319	652	489	3,216	588	567	4,024	2,997	730	319	64
	Salaries - Ops Leadership	84,766	1,721	188	89	336	552	818	2,708	668	856	5,099	2,237	656	937	64
	Salaries - Regulatory	198,589	4,031	440	208	788	1,293	1,916	6,345	1,566	2,005	11,945	5,241	1,537	2,195	150
	Salaries - Customer Servit	6,250	127	14	7	25	41	60	200	49	63	376	165	48	69	5
	Total Salary	1,070,671	21,112	2,295	1,054	4,286	7,161	10,137	35,180	8,470	10,662	64,162	29,384	8,469	11,370	818
	Code 6		1.972%	0.214%	0.098%	0.400%	0.669%	0.947%	3.284%	0.791%	0.996%	5.993%	2.744%	0.791%	1.062%	0.076%

Water Service Corp.
 Indirect Expense Allocation Percentage
 Allocation of Pension & ESOP
 Code 6

Account Number	Account Name	Co. - 02 Balance	75-0700 United Utility Co.	79-0485 Tega Cay	80-0500 CWS Inc. of NC	83-0800 CWS Systems	86-0900 Carolina Trace	87-0905 Transylvania	88-0645 Mid-County	89-0660 Lake Utilities	90-0800 Utilities, Inc. of Florida	91-0640 Miles Grant	92-0651 Tennessee Water Service	94-0002 Hutchinson Irrigation	101-0680 Santalando	103-0690 Sandalhaven
	Salaries - Systems Project	79,888	407	911	10,483	3,120	735	721	722	3,448	2,826	571	97	56	5,727	342
	Salaries - Accounting/Fin	246,791	1,261	2,820	32,465	9,663	2,276	2,233	2,235	10,679	8,752	1,769	302	173	17,736	1,061
	Salaries - Admin	75,402	385	862	9,919	2,952	696	682	683	3,263	2,674	541	92	53	5,419	324
	Salaries - Executive	217,696	1,112	2,487	28,637	8,524	2,008	1,969	1,972	9,420	7,720	1,561	268	153	15,645	936
	Salaries - Payroll	90,649	463	1,036	11,925	3,549	836	820	821	3,922	3,215	650	111	64	6,515	390
	Salaries - IT	70,840	482	602	12,114	3,060	524	779	28	2,366	2,727	248	99	14	4,874	319
	Salaries - Ops Leadership	84,766	433	969	11,151	3,319	782	767	768	3,668	3,006	608	104	59	6,092	364
	Salaries - Regulatory	198,589	1,015	2,269	26,124	7,775	1,832	1,797	1,799	8,593	7,042	1,424	243	139	14,272	853
	Salaries - Customer Service	6,250	32	71	822	245	58	57	57	270	222	45	8	4	449	27
	Total Salary	1,070,871	5,590	12,027	143,640	42,207	9,747	9,825	9,085	45,629	38,184	7,417	1,322	715	76,729	4,816
	Code 6		0.522%	1.123%	13.416%	3.942%	0.910%	0.918%	0.849%	4.262%	3.566%	0.693%	0.123%	0.067%	7.166%	0.431%

Water Service Corp.
 Indirect Expense Allocation Percentage
 Allocation of Pension & ESOP
 Code 6

Account Number	Account Name	Co. - 02 Balance	104-0694 Baysida	105-0695 Southgate	106-0693 Labrador	107-0691 Pennbrooke	108-0692 Hutchinson Island	109-0699 Sandy Creek	120-0920 North Topsail	121-0925 Carolina Pines	122-0922 Bradfield Farms	123-0923 Nero	133-0123 Sky Ranch	135-0935 Bermuda	140-0140 Central Nevada
	Salaries - Systems Project	79,688	85	1,003	406	724	102	98	981	112	560	65	201	3,040	3,232
	Salaries - Accounting/Fina	246,791	263	3,106	1,257	2,242	316	304	3,038	346	1,734	203	623	9,414	10,011
	Salaries - Admin	75,402	80	949	384	685	97	93	928	106	530	62	190	2,876	3,059
	Salaries - Executive	217,696	232	2,740	1,109	1,978	279	268	2,679	305	1,530	179	549	8,304	8,830
	Salaries - Payroll	90,649	97	1,141	462	824	116	112	1,116	127	637	74	229	3,458	3,677
	Salaries - IT	70,840	135	1,721	468	468	92	99	1,048	227	390	71	298	3,563	2,168
	Salaries - Ops Leadership	84,766	90	1,067	432	770	109	104	1,043	119	596	70	214	3,233	3,438
	Salaries - Regulatory	198,589	212	2,499	1,011	1,804	255	244	2,444	278	1,395	163	501	7,575	8,055
	Salaries - Customer Servic	6,250	7	79	32	57	8	8	77	9	44	5	16	238	254
	Total Salary	1,070,671	1,201	14,305	5,561	9,552	1,374	1,330	13,354	1,629	7,416	892	2,821	41,701	42,724
	Code 6		0.112%	1.336%	0.519%	0.892%	0.128%	0.124%	1.247%	0.152%	0.693%	0.083%	0.263%	3.895%	3.990%

Water Service Corp.
 Indirect Expense Allocation Percentage
 Allocation of Pension & ESOP
 Code 6

Account Number	Account Name	Co. - 02 Balance	150-0150 WSC of Indiana	151-0151 Indiana Water Service	160-0160 WSC Kentucky	165-1250 WSC Georgia	093-0006 Bio Tech
	Salaries - Systems Project	79,668	104	321	1,419	688	63
	Salaries - Accounting/Fin	246,791	323	993	4,395	2,131	190
	Salaries - Admin	75,402	99	303	1,343	651	57
	Salaries - Executive	217,696	285	876	3,877	1,880	166
	Salaries - Payroll	90,649	119	365	1,614	783	65
	Salaries - IT	70,840	149	567	2,203	673	192
	Salaries - Ops Leadership	84,766	111	341	1,510	732	60
	Salaries - Regulatory	198,589	260	799	3,537	1,715	157
	Salaries - Customer Serv	6,250	8	25	111	54	2
	Total Salary	1,070,671	1,458	4,590	20,009	9,307	952
	Code 6		0.136%	0.429%	1.865%	0.869%	0.094%

Water Service Corporation
Distribution of Expenses
CODE 11
Insurance Distribution

		<u>Property Gen</u>	<u>Excess</u>	<u>Workman's</u>	<u>Auto</u>	<u>Other</u>	<u>Total</u>	
		<u>Insurance</u>	<u>Liability</u>	<u>Compensation</u>	<u>Insurance</u>	<u>Insurance</u>		
Per 3/07 Prepaid Insurance w/p's:		80,123	215,605	145,313	95,049	29,931	566,021	
		14.155%	38.091%	25.673%	16.792%	5.289%	100.000%	
		Code 7	Code 8	Code 9	Code 10	Code 9	Weighted	
								Code 11
05	Apple Canyon	1.080%	0.356%	0.458%	0.510%	0.458%	0.516%	
06	Camelot	0.021%	0.178%	0.162%	0.120%	0.162%	0.141%	
07	Charmar	0.004%	0.023%	0.031%	0.020%	0.031%	0.022%	
08	Cherry Hill	0.775%	0.097%	0.113%	0.100%	0.113%	0.198%	
09	Clarendon Hills	0.025%	0.124%	0.123%	0.140%	0.123%	0.112%	
10	Hilldale Manor	0.000%	0.000%	0.000%	0.000%	0.000%	0.000%	
11	County Line	0.008%	0.043%	0.047%	0.040%	0.047%	0.039%	
12	DelMar	0.003%	0.025%	0.024%	0.010%	0.024%	0.019%	
13	Ferson Creek	0.037%	0.342%	0.376%	0.220%	0.376%	0.289%	
14	Galena Territory	0.160%	0.999%	0.655%	0.980%	0.655%	0.771%	
15	Killarney	0.522%	0.135%	0.166%	0.130%	0.166%	0.199%	
16	Lake Holiday	1.117%	0.616%	0.573%	0.730%	0.573%	0.693%	
17	Lake Wildwood	0.052%	0.176%	0.206%	0.270%	0.206%	0.183%	
18	Northern Hills	0.019%	0.140%	0.108%	0.100%	0.108%	0.106%	
20	Lake Marian	0.022%	0.109%	0.128%	0.110%	0.128%	0.103%	
21	Wildwood	0.014%	0.062%	0.054%	0.070%	0.054%	0.054%	
22	Valentine	0.005%	0.023%	0.020%	0.030%	0.020%	0.020%	
23	Walk-up Woods	0.022%	0.084%	0.102%	0.080%	0.102%	0.080%	
24	Whisp.Hills/Pist./Sun	4.133%	0.828%	0.883%	0.890%	0.883%	1.323%	
25	Holiday Hills	0.018%	0.090%	0.103%	0.090%	0.103%	0.084%	
26	Medina	0.032%	0.225%	0.181%	0.180%	0.181%	0.177%	
27	Westlake	1.301%	0.306%	0.188%	0.240%	0.188%	0.399%	
28	Cedar Bluff	0.008%	0.060%	0.041%	0.050%	0.041%	0.045%	
29	Harbor Ridge	0.791%	0.236%	0.154%	0.180%	0.154%	0.280%	
30	Great Northern	0.027%	0.152%	0.208%	0.140%	0.208%	0.149%	
32	Peach Orchard	0.000%	0.000%	0.000%	0.000%	0.000%	0.000%	
33	Harrco	0.008%	0.038%	0.000%	0.050%	0.000%	0.024%	
34	UI of Nevada	0.248%	1.030%	0.918%	1.090%	0.918%	0.895%	
35	Spring Creek	0.309%	1.492%	1.633%	1.380%	1.633%	1.349%	
36	Lousiana Water Service	0.621%	3.459%	1.812%	1.630%	1.812%	2.240%	
38	Utilities Inc. of Louisiana	3.895%	3.370%	1.786%	1.600%	1.786%	2.657%	
40	Utilities, Inc. of Maryland	3.261%	0.000%	0.000%	0.000%	0.000%	0.462%	
41	Colchester	0.060%	0.413%	1.061%	0.100%	1.061%	0.511%	
42	Greenridge Utilities, Inc.	2.081%	0.344%	0.397%	0.690%	0.397%	0.664%	
43	Provinces	2.889%	0.620%	0.828%	1.120%	0.828%	1.089%	
44	Maryland Water Service	0.386%	0.806%	0.537%	0.810%	0.537%	0.664%	
47	Massanutten	1.276%	1.942%	2.161%	2.120%	2.161%	1.945%	
50	Holiday Service	1.038%	0.132%	0.100%	0.000%	0.100%	0.228%	
51	Westgate	0.049%	0.254%	0.252%	0.170%	0.252%	0.210%	
52	Utilities, Inc. of Pennsylvania	0.138%	1.026%	0.820%	0.480%	0.820%	0.745%	
53	Penn Estates	3.617%	1.423%	1.369%	0.570%	1.369%	1.573%	
55	Skidaway	4.046%	3.305%	1.737%	1.910%	1.737%	2.690%	
56	Elk River	0.024%	0.133%	0.094%	0.160%	0.094%	0.110%	
57	Montague Water/Sewer Co	0.064%	0.367%	0.271%	0.400%	0.271%	0.300%	
60	Twin Lakes Utilities	2.559%	2.424%	1.925%	2.550%	1.925%	2.310%	
61	Tierre Verde	0.063%	0.391%	0.110%	0.170%	0.110%	0.220%	
62	Lake Placid	0.029%	0.111%	0.026%	0.080%	0.026%	0.068%	
64	Eastlake	0.116%	0.575%	0.159%	0.310%	0.159%	0.337%	
65	Charleston Utilites	0.128%	0.517%	0.530%	0.600%	0.530%	0.480%	
66	Pebble Creek	0.276%	1.055%	0.641%	0.740%	0.641%	0.764%	
67	Alafaya	0.949%	3.176%	1.870%	2.460%	1.870%	2.336%	
68	UI of Longwood	0.230%	0.787%	0.470%	0.610%	0.470%	0.580%	
69	Wedgefield	0.290%	1.204%	0.956%	0.780%	0.956%	0.927%	
70	CWS (South Carolina)	6.548%	7.198%	5.652%	5.610%	5.652%	6.361%	
71	Utilities Services of SC	3.836%	2.722%	3.269%	2.460%	3.269%	3.005%	
72	Cypress Lakes	0.229%	0.859%	0.575%	0.600%	0.575%	0.638%	
73	UI of Eagle Ridge	0.311%	1.162%	0.838%	0.850%	0.838%	0.889%	
74	Southland Utilities	0.026%	0.083%	0.130%	0.070%	0.130%	0.087%	
75	United Utility Co.	0.178%	0.724%	0.816%	0.480%	0.816%	0.634%	

Water Service Corporation

Distribution of Expenses

CODE 11

Insurance Distribution

		<u>Property Gen Insurance</u>	<u>Excess Liability</u>	<u>Workman's Compensation</u>	<u>Auto Insurance</u>	<u>Other Insurance</u>	<u>Total</u>
Per 3/07 Prepaid Insurance w/p's:		80,123	215,605	145,313	95,049	29,931	566,021
		14.155%	38.091%	25.673%	16.792%	5.289%	100.000%
		Code 7	Code 8	Code 9	Code 10	Code 9	Weighted Code 11
79	Tega Cay Water Service	2.667%	1.329%	1.017%	1.060%	1.017%	1.377%
80	CWS of NC	30.368%	5.204%	14.877%	14.400%	14.877%	13.305%
83	CWS Systems, Inc.	0.710%	3.524%	2.897%	4.280%	2.897%	3.058%
86	Carolina Trace	1.810%	0.980%	0.534%	1.010%	0.534%	0.964%
87	Transylvania	0.145%	0.859%	0.708%	0.990%	0.708%	0.733%
88	Mid-County Services, Inc.	0.249%	1.139%	1.247%	0.700%	1.247%	0.973%
89	Lake Utility	1.241%	3.883%	2.881%	3.330%	2.881%	3.106%
90	UIF	1.034%	3.279%	2.214%	2.730%	2.214%	2.539%
91	Miles Grant	0.202%	0.994%	1.118%	0.550%	1.118%	0.846%
92	Tennessee Water Service	0.019%	0.162%	0.104%	0.130%	0.104%	0.118%
94	Hutchinson Irrigation	0.010%	0.051%	0.045%	0.050%	0.045%	0.043%
101	Sanlando	2.082%	7.913%	6.034%	5.540%	6.034%	6.107%
103	Sandalhaven	0.125%	0.578%	0.705%	0.330%	0.705%	0.512%
104	Bayside	0.032%	0.220%	0.239%	0.080%	0.239%	0.176%
105	Southgate	0.384%	1.598%	0.849%	0.970%	0.849%	1.089%
106	Labrador	0.150%	0.612%	0.496%	0.390%	0.496%	0.473%
107	Pennbrooke	0.139%	1.018%	0.753%	0.700%	0.753%	0.758%
108	Hutchinson Island	0.020%	0.135%	0.081%	0.100%	0.081%	0.096%
109	Sandy Creek	0.036%	0.195%	0.276%	0.090%	0.276%	0.180%
120	North Topsail	0.699%	1.439%	1.367%	1.350%	1.367%	1.297%
121	Carolina Pines	0.025%	0.119%	0.023%	0.150%	0.023%	0.081%
122	Bradfield Farms	0.108%	0.755%	0.241%	0.770%	0.241%	0.507%
123	Nero	0.013%	0.121%	0.146%	0.090%	0.146%	0.108%
133	Sky Ranch	0.048%	0.188%	0.167%	0.200%	0.167%	0.164%
135	Bermuda	2.249%	2.718%	2.177%	1.010%	2.177%	2.197%
140	Central Nevada	0.669%	4.157%	3.379%	3.180%	3.379%	3.258%
150	WSC of Indiana	0.022%	0.156%	0.120%	0.170%	0.120%	0.128%
151	Indiana Water Service	0.069%	0.544%	0.369%	0.510%	0.369%	0.417%
160	WSC of Kentucky	3.657%	2.532%	2.559%	2.220%	2.559%	2.647%
165	WSC of Georgia	0.137%	0.843%	0.975%	0.510%	0.975%	0.728%
93	Bio Tech	0.909%	4.186%	12.557%	14.330%	12.557%	8.021%
	Total	100.000%	100.000%	100.000%	100.000%	100.000%	100.000%
	Total Illinois	10.194%	5.427%	5.102%	5.430%	5.102%	6.002%
	Total Indiana	2.650%	3.123%	2.415%	3.230%	2.415%	2.855%
	Total Other	87.155%	91.450%	92.483%	91.340%	92.483%	91.143%
		100.000%	100.000%	100.000%	100.000%	100.000%	100.000%

Note: Other Liability is based on payroll as an indication of the activity of operations.

Water Service Corporation
 Northbrook Office Employees
 As of December 31, 2006

<u>Executive</u>	<u>Accounting/ Regulatory</u>	<u>HR & Admin Services</u>	<u>OPS Leadership</u>	<u>Customer Service</u>	<u>IT</u>
Crossett, L	Carrie, D	Arnoux, D	Bell, J		Bartusch, L
Delgado, D	Chester, M	Guerrero, J	Krugler, A		Friedlander, L
Hoy, J	Cohn, M	Guidice, J	Ungureanu, T		McGrain, P
Lubertozzi, S	Dosunmu, A	Hopkins, J	Zawadzki, D		Pannos, N
Roth, H	Federico, A	Lau, A			Smutny Jr., T
Schumacher, L	Friedman, A	Silvey, J			
Stover, J	Gomez, S	Constable, A			
Sudduth, D	Haynes Jr, J	Galis, E			
	Kim, C	Harrell, J			
	Luppino, N	Lawrence, B			
	Luppino, P	Paule, N			
	Miranda, M	Schiopu, M			
	Mischik, J	Yount, S			
	Murphy, J	Dryjanski, M			
	Seda, J				
	Stoica, M				
	Young, D				
	Zawacki, M				
	Zinger, Z				
	Barrett, J				
	Georgiev, L				
	Granite, D				
	Marzouk, M				
	Matthews, M				
	Melchiorre, B				
	Muema, R				
	Neyzelman, D				
	Povich, E				
	Rochow, M				
	Weeks, K				
	Williams III, J				
	Yap Jr., L				

8

32

14

4

-

7

Code 1 Cust Equiv	Code 1 Cust Equiv	Code 1 Cust Equiv	Code 1 Cust Equiv	Code 2	Code 5 Invoice/Bills
			63 Employees	0 Employees	7 Employees

WATER SERVICE CORPORATION

WSC Rate Base Allocation

Water Service Corporation
Adjustment to Allocate WSC Rate Base
3/31/07

Account Number	Account Name	Balance per WSC G/L 3/31/07	05-0010 Apple Canyon	06-0014 Camelot	07-0018 Charmar	08-0022 Cherry Hill	09-0026 Clarendon Hills	10-0028 Hilldale Manor	11-0034 County Line	12-0038 Def Mar	13-0042 Ferson Creek	14-0046 Galena Territory	15-0050 Kiltarney	16-0054 Lake Holiday	
3036089	Land & Land Rights	95,000	5	522.00	127.00	22	97	153	-	48	20	223	968	141	724
3406090	Office Structure & Improv.	2,715,700	5	14,339	3,639	625	2,770	4,372	-	1,385	570	6,382	27,673	4,019	20,694
3406091	Office Furniture & Equip.	1,277,192	5	6,744	1,711	294	1,303	2,056	-	651	288	3,001	13,015	1,890	9,732
3465093	Telephones	120,696	5	637	162	28	123	194	-	62	25	284	1,230	179	920
3466094	Tools Shop & Misc. Eqpt	20,986	3	1,964	472	78	377	531	-	173	54	832	3,786	515	2,811
3466097	Communication Eqpt	237,660	5	1,255	318	55	242	383	-	121	50	559	2,422	352	1,811
101.1	Total	4,467,234		25,441	6,429	1,102	4,912	7,689	-	2,440	987	11,281	49,094	7,095	35,692
1093090	A/D - Office Structures	(1,204,249)	5	(6,358)	(1,614)	(277)	(1,228)	(1,939)	-	(614)	(253)	(2,830)	(12,271)	(1,762)	(9,176)
1083091	A/D - Office Furniture & Equip.	(1,079,227)	5	(5,698)	(1,446)	(248)	(1,101)	(1,738)	-	(560)	(227)	(2,536)	(10,997)	(1,597)	(8,224)
1083093	A/D - Telephones	(104,870)	5	(554)	(141)	(24)	(107)	(169)	-	(53)	(22)	(246)	(1,069)	(155)	(799)
1083094	A/D - Tools Shop & Misc. Eqpt	(20,231)	3	(1,894)	(455)	(75)	(354)	(512)	-	(167)	(52)	(802)	(3,650)	(497)	(2,710)
1083097	A/D - Communication Eqpt	(251,118)	5	(1,326)	(396)	(58)	(256)	(404)	-	(128)	(53)	(590)	(2,559)	(372)	(1,914)
108.3	Total	(2,659,695)		(15,830)	(3,992)	(682)	(3,056)	(4,762)	-	(1,512)	(607)	(7,004)	(30,546)	(4,403)	(22,823)
1052091	Water Plant in Progress	0	5	-	-	-	-	-	-	-	-	-	-	-	-
1052093	Other Plant in Progress	0	5	-	-	-	-	-	-	-	-	-	-	-	-
105.1	Total	0		-	-	-	-	-	-	-	-	-	-	-	-
1862043	Def Chgs - Emp Fees	265,424	1	1,554	373	61	298	420	-	137	43	658	2,996	408	2,225
1862048	Def Chgs - Other	0	1	-	-	-	-	-	-	-	-	-	-	-	-
1872030	Misc. Regulatory Comm. Exp.	0	3	-	-	-	-	-	-	-	-	-	-	-	-
188.2	Total	265,424		1,554	373	61	298	420	-	137	43	658	2,996	408	2,225
Total Net *Plant*		2,072,963		11,165	2,810	481	2,154	3,347	-	1,065	423	4,935	21,544	3,101	16,094
3406010	Mainframe Computer	830,599	4	83	581	166	83	1,495	-	332	488	997	249	831	664
3406020	Mini Computer	1,314,177	4	131	920	263	131	2,366	-	526	789	1,577	394	1,314	1,051
3406110	Comp System Cost	1,373,335	4	137	961	275	137	2,472	-	549	824	1,648	412	1,373	1,099
3406120	Micro System Cost	366,099	4	37	256	73	37	659	-	145	220	439	110	366	293
101.4	Total	3,884,210		388	2,718	777	388	6,992	-	1,553	2,331	4,661	1,165	3,884	3,107
1081010	A/D - Mainframe Computer	(513,645)	4	(51)	(360)	(103)	(51)	(925)	-	(205)	(308)	(616)	(154)	(514)	(411)
1081020	A/D - Mini Computer	(925,547)	4	(93)	(648)	(185)	(93)	(1,666)	-	(370)	(555)	(1,111)	(278)	(926)	(740)
3405150	Comp System Amortization	(820,594)	4	(82)	(574)	(164)	(82)	(1,477)	-	(328)	(492)	(985)	(245)	(821)	(656)
3406160	Micro System Amortization	(149,914)	4	(15)	(105)	(30)	(15)	(270)	-	(50)	(90)	(180)	(45)	(150)	(120)
108.1	Total	(2,409,700)		(241)	(1,687)	(482)	(241)	(4,338)	-	(963)	(1,445)	(2,892)	(723)	(2,411)	(1,927)
Total Net Computers & System		1,474,510		147	1,031	295	147	2,654	-	590	886	1,769	442	1,473	1,180
190.1/190.2	Accumulated Deferred Income Taxes	(425,135)	5	(2,245)	(670)	(98)	(434)	(684)	-	(217)	(89)	(999)	(4,332)	(629)	(3,240)
TOTAL NET WSC RB		3,122,338		9,067	3,271	678	1,867	5,317	-	1,438	1,220	5,705	17,654	3,945	14,034
				0.29%	0.10%	0.02%	0.06%	0.17%	0.00%	0.05%	0.04%	0.18%	0.57%	0.13%	0.45%

Allocation of Co. 31

101.1	Water Plant	39,386
101.3	Transportation	490,162
101.4	Computers	70,494
108.1	A/D Computers	(48,354)
108.2	A/D Transportation	(325,246)
108.3	A/D Water Plant	(7,261)
Total to be alloc to IL Cos		219,191

20,512	4,925	811	3,339	5,550	-	1,811	566	8,687	38,542	5,383	29,365
--------	-------	-----	-------	-------	---	-------	-----	-------	--------	-------	--------

Water Service Corporation
Adjustment to Allocate WSC Rate Base
3/31/07

Account Number	Account Name	Balance per WSC GL 3/31/07	Coda	17-0058 Lake Wildwood	18-0065 Northern Hills	20-0070 Lake Marian	21-0076 Wildwood	22-0082 Valentine	23-0086 Walk Up Woods	24-0090 Whispering Hills	25-0025 Holiday Hills	26-0096 Medina	27-0027 Westlake	28-0098 Cedar Bluff	29-0048 Harbor Ridge
3036089	Land & Land Rights	95,000	5	317	113	130	87	28	134	876	108	195	266	50	194
3406090	Office Structure & Improv.	2,715,700	5	9,070	3,232	3,721	2,498	788	3,829	25,093	3,096	5,567	7,604	1,439	5,540
3406091	Office Furniture & Equip.	1,277,192	5	4,266	1,520	1,750	1,175	370	1,801	11,801	1,456	2,618	3,576	677	2,605
3468093	Telephones	120,686	5	403	144	165	111	35	170	1,115	138	247	338	64	246
3458094	Tools Shop & Misc. Eqpt	20,986	3	1,036	388	427	286	102	322	3,425	356	693	928	193	704
3468097	Communication Eqpt	237,660	5	794	283	326	219	69	335	2,196	271	487	685	126	485
101.1	Total	4,467,234		15,886	5,680	6,519	4,376	1,392	6,691	44,809	5,425	9,607	13,377	2,549	9,774
1083090	A/D - Office Structures	(1,204,249)	5	(4,022)	(1,433)	(1,650)	(1,108)	(349)	(1,698)	(11,127)	(1,373)	(2,469)	(3,372)	(638)	(2,457)
1083091	A/D - Office Furniture & Equip.	(1,079,227)	5	(3,605)	(1,284)	(1,479)	(993)	(313)	(1,522)	(9,972)	(1,230)	(2,212)	(3,022)	(572)	(2,202)
1083093	A/D - Telephones	(104,870)	5	(350)	(125)	(144)	(96)	(30)	(148)	(969)	(120)	(215)	(294)	(56)	(214)
1083094	A/D - Tools Shop & Misc. Eqpt	(20,231)	3	(999)	(374)	(412)	(275)	(99)	(311)	(3,303)	(343)	(668)	(895)	(186)	(679)
1083097	A/D - Communication Eqpt	(251,118)	5	(839)	(299)	(344)	(231)	(73)	(354)	(2,320)	(286)	(515)	(703)	(133)	(512)
108.3	Total	(2,659,695)		(9,615)	(3,515)	(4,029)	(2,703)	(864)	(4,033)	(27,591)	(3,352)	(6,079)	(8,286)	(1,585)	(6,064)
1052091	Water Plant in Progress	0	5	-	-	-	-	-	-	-	-	-	-	-	-
1052093	Other Plant in Progress	0	5	-	-	-	-	-	-	-	-	-	-	-	-
105.1	Total	0		-	-	-	-	-	-	-	-	-	-	-	-
1862043	Def Chgs - Emp Fees	265,424	1	820	307	338	226	81	255	2,711	282	548	734	153	557
1862048	Def Chgs - Other	0	1	-	-	-	-	-	-	-	-	-	-	-	-
1872030	Misc. Regulatory Comm. Exp.	0	3	-	-	-	-	-	-	-	-	-	-	-	-
186.2	Total	265,424		820	307	338	226	81	255	2,711	282	548	734	153	557
	Total Net "Plant"	2,072,953		6,891	2,472	2,826	1,899	609	2,813	19,529	2,355	4,276	5,825	1,117	4,267
3406010	Mainframe Computer	830,599	4	4,651	1,246	1,827	1,246	83	4,568	415	1,578	1,578	2,575	83	1,246
3406020	Mini Computer	1,314,177	4	7,359	1,971	2,891	1,971	131	7,228	657	2,497	2,497	4,074	131	1,971
3406110	Comp System Cost	1,373,335	4	7,691	2,060	3,021	2,060	137	7,553	687	2,609	2,609	4,257	137	2,060
3406120	Micro System Cost	366,099	4	2,050	549	805	549	37	2,014	183	696	696	1,135	37	549
101.4	Total	3,884,210		21,751	5,826	8,544	5,826	388	21,363	1,942	7,380	7,380	12,041	388	5,826
1081010	A/D - Mainframe Computer	(513,645)	4	(2,876)	(770)	(1,130)	(770)	(51)	(2,825)	(257)	(976)	(976)	(1,592)	(51)	(770)
1081020	A/D - Mini Computer	(925,547)	4	(5,183)	(1,388)	(2,036)	(1,388)	(93)	(5,091)	(463)	(1,759)	(1,759)	(2,869)	(93)	(1,388)
3406150	Comp System Amortization	(820,594)	4	(4,595)	(1,231)	(1,805)	(1,231)	(82)	(4,513)	(410)	(1,559)	(1,559)	(2,544)	(82)	(1,231)
3406160	Micro System Amortization	(149,914)	4	(840)	(225)	(330)	(225)	(15)	(825)	(75)	(285)	(285)	(465)	(15)	(225)
108.1	Total	(2,409,700)		(13,494)	(3,614)	(5,301)	(3,614)	(241)	(13,254)	(1,205)	(4,579)	(4,579)	(7,470)	(241)	(3,614)
	Total Net Computers & System	1,474,510		8,257	2,212	3,243	2,212	147	8,109	737	2,801	2,801	4,571	147	2,212
190.1/190.2	Accumulated Deferred Income Taxes	(425,135)	5	(1,420)	(508)	(582)	(351)	(123)	(599)	(3,928)	(485)	(872)	(1,190)	(225)	(867)
	TOTAL NET WSC RB	3,122,338		13,728	4,178	5,489	3,720	633	10,323	16,338	4,671	6,205	9,206	1,038	5,612
				0.44%	0.13%	0.18%	0.12%	0.02%	0.33%	0.52%	0.15%	0.20%	0.29%	0.03%	0.18%

Allocation of Co. 31

101.1	Water Plant	39,396													
101.3	Transportation	490,162													
101.4	Computers	70,494													
108.1	A/D Computers	(48,354)													
108.2	A/D Transportation	(325,246)													
108.3	A/D Water Plant	(7,251)													
	Total to be alloc to IL Cos	219,191		10,821	4,053	4,465	2,983	1,070	3,365	35,781	3,717	7,238	9,693	2,019	7,356

Water Service Corporation
Adjustment to Allocate WSC Rate Base
3/31/07

Account Number	Account Name	Balance per WSC G/L @ 3/31/07	Code	65-0290 Charleston Utilities	66-0644 Pebble Creek	67-0647 Alajaya Utilities	68-0648 UI of Longwood	69-0649 Wedge field	70-0298 Carolina Water Service	71-1300 Util Serv of SC	72-0673 Cypress Lakes	73-0673 UI of Eagle Ridge	74-0454 Southland	75-0700 United Utility Co.	77-0470 SC Utilities
3036089	Land & Land Rights	95,000	5	644	890	3,163	753	940	5,682	2,658	760	988	73	502	.
3406090	Office Structure & Improv.	2,715,700	5	18,412	25,448	90,406	21,536	26,858	162,426	75,985	21,726	28,243	2,091	14,339	.
3406091	Office Furniture & Equip.	1,277,192	5	8,659	11,957	42,518	10,128	12,631	78,389	35,736	10,218	13,283	983	6,744	.
3466093	Telephones	120,595	5	818	1,131	4,018	957	1,194	7,219	3,377	966	1,255	93	637	.
3466094	Tools Shop & Misc. Eqp	20,986	3	-	-	-	-	-	-	-	-	-	-	-	.
3466097	Communication Eqp	237,660	5	1,611	2,227	7,912	1,885	2,350	14,214	6,650	1,901	2,472	183	1,255	.
101.1	Total	4,467,234		30,144	41,661	148,017	35,259	43,973	265,930	124,406	35,571	46,241	3,423	23,477	.
1083090	A/D - Office Structures	(1,204,249)	5	(8,165)	(11,284)	(40,089)	(9,550)	(11,910)	(72,026)	(33,895)	(9,834)	(12,524)	(927)	(6,358)	.
1083091	A/D - Office Furniture & Equip.	(1,079,227)	5	(7,317)	(10,112)	(35,927)	(8,558)	(10,674)	(64,549)	(30,197)	(8,634)	(11,224)	(831)	(5,898)	.
1083093	A/D - Telephones	(104,870)	5	(711)	(983)	(3,491)	(832)	(1,037)	(6,272)	(2,934)	(839)	(1,091)	(81)	(554)	.
1083094	A/D - Tools Shop & Misc. Eqp	(20,231)	3	-	-	-	-	-	-	-	-	-	-	-	.
1083097	A/D - Communication Eqp	(251,118)	5	(1,703)	(2,353)	(8,360)	(1,991)	(2,484)	(15,019)	(7,026)	(2,009)	(2,612)	(193)	(1,326)	.
108.3	Total	(2,659,695)		(17,896)	(24,732)	(87,867)	(20,931)	(26,105)	(157,866)	(73,852)	(21,116)	(27,451)	(2,032)	(13,936)	.
1052091	Water Plant in Progress	0	5	-	-	-	-	-	-	-	-	-	-	-	.
1052093	Other Plant in Progress	0	5	-	-	-	-	-	-	-	-	-	-	-	.
105.1	Total	0		-	-	-	-	-	-	-	-	-	-	-	.
1862043	Def Chgs - Emp Fees	285,424	1	1,728	2,551	8,480	2,093	2,680	15,965	7,005	2,054	2,934	200	1,356	.
1862048	Def Chgs - Other	0	1	-	-	-	-	-	-	-	-	-	-	-	.
1872030	Misc. Regulatory Comm. Exp.	0	3	-	-	-	-	-	-	-	-	-	-	-	.
186.2	Total	285,424		1,728	2,551	8,480	2,093	2,680	15,965	7,005	2,054	2,934	200	1,356	.
Total Net "Plant"				13,976	19,490	68,630	16,421	20,548	124,029	57,559	16,509	21,724	1,591	10,897	.
3406010	Mainframe Computer	830,599	4	7,642	5,731	37,709	6,894	6,645	47,178	35,134	8,555	3,738	748	5,648	.
3406020	Mini Computer	1,314,177	4	12,090	9,068	59,664	10,908	10,513	74,645	55,590	13,536	5,914	1,183	8,936	.
3406110	Comp System Cost	1,373,335	4	12,635	9,476	62,349	11,399	10,987	76,005	58,092	14,145	6,180	1,236	9,339	.
3406120	Micro System Cost	366,099	4	3,368	2,526	16,621	3,039	2,929	20,794	15,485	3,771	1,647	329	2,469	.
101.4	Total	3,884,210		35,735	26,801	176,343	32,240	31,074	220,622	164,302	40,007	17,479	3,496	26,412	.
1081010	A/D - Mainframe Computer	(513,645)	4	(4,726)	(3,544)	(23,319)	(4,263)	(4,109)	(29,175)	(21,727)	(5,291)	(2,311)	(462)	(3,493)	.
1081020	A/D - Mini Computer	(925,547)	4	(8,515)	(6,286)	(42,020)	(7,682)	(7,404)	(52,571)	(39,151)	(9,533)	(4,165)	(833)	(6,294)	.
3406150	Comp System Amortization	(820,594)	4	(7,549)	(5,662)	(37,255)	(6,811)	(6,565)	(46,610)	(34,711)	(8,452)	(3,593)	(739)	(5,580)	.
3406160	Micro System Amortization	(149,914)	4	(1,379)	(1,034)	(6,806)	(1,244)	(1,199)	(8,515)	(6,341)	(1,544)	(675)	(135)	(1,919)	.
108.1	Total	(2,409,700)		(22,169)	(16,626)	(109,400)	(20,000)	(19,277)	(136,871)	(101,930)	(24,820)	(10,844)	(2,169)	(16,386)	.
Total Net Computers & System				13,566	10,175	66,943	12,240	11,797	83,751	62,372	15,187	6,635	1,327	10,026	.
190.1/190.2	Accumulated Deferred Income Taxes	(425,135)	5	(2,882)	(3,984)	(14,153)	(3,371)	(4,205)	(25,427)	(11,895)	(3,401)	(4,421)	(327)	(2,245)	.
TOTAL NET WSC RB				24,660	25,681	121,420	25,290	28,140	182,353	108,036	28,295	23,938	2,591	18,678	.
				0.79%	0.82%	3.89%	0.81%	0.90%	5.84%	3.46%	0.91%	0.77%	0.08%	0.60%	0.00%

Allocation of Co. 31

101.1	Water Plant	39,396
101.3	Transportation	490,162
101.4	Computers	70,494
108.1	A/D Computers	(46,354)
108.2	A/D Transportation	(325,246)
108.3	A/D Water Plant	(7,261)
Total to be alloc to IL Cos		219,191

Water Service Corporation
Adjustment to Allocate WSC Rate Base
3/31/07

Account Number	Account Name	Balance per WSC GA. 3/31/07	Code	79-0485 Tega Cay	80-0500 CWS Inc. of NC	81-0598 Riverpointe	83-0800 CWS Systems	85-0545 Watauga Vista	86-0900 Carolina Trace	87-0905 Transylvania	88-0645 Mid-County	89-0660 Lake Utilities	90-0600 Utilities, Inc. of Florida	91-0640 Miles Grant	92-0651 Tennessee Water Service
3036089	Land & Land Rights	95,000	5	1,057	12,872	-	3,758	-	859	878	778	4,017	3,398	646	118
3406030	Office Structure & Improv.	2,715,700	5	30,226	367,950	-	107,433	-	24,550	25,093	22,242	114,820	97,141	18,467	3,367
3406091	Office Furniture & Equip.	1,277,192	5	14,215	173,047	-	50,526	-	11,546	11,801	10,460	54,000	45,685	8,685	1,584
3466093	Telephones	120,696	5	1,343	16,353	-	4,775	-	1,091	1,115	989	5,103	4,317	821	150
3466094	Tools Shop & Misc. Eqpt	20,986	3	-	-	-	-	-	-	-	-	-	-	-	-
3466097	Communication Eqpt	237,660	5	2,645	32,201	-	9,402	-	2,148	2,196	1,946	10,048	8,501	1,616	295
101.1	Total	4,467,234		49,486	602,423	-	175,894	-	40,194	41,083	36,415	187,988	159,042	30,235	5,514
1083090	A/D - Office Structures	(1,204,249)	5	(13,403)	(163,164)	-	(47,640)	-	(10,866)	(11,127)	(9,863)	(50,916)	(43,076)	(8,189)	(1,493)
1083091	A/D - Office Furniture & Equip.	(1,078,227)	5	(12,012)	(146,224)	-	(42,694)	-	(9,756)	(9,972)	(8,839)	(45,630)	(38,604)	(7,339)	(1,338)
1083093	A/D - Telephones	(104,870)	5	(1,167)	(14,209)	-	(4,149)	-	(948)	(969)	(858)	(4,434)	(3,751)	(713)	(130)
1083094	A/D - Tools Shop & Misc. Eqpt	(20,231)	3	-	-	-	-	-	-	-	-	-	-	-	-
1083097	A/D - Communication Eqpt	(251,118)	5	(2,795)	(34,024)	-	(9,334)	-	(2,270)	(2,320)	(2,057)	(10,617)	(8,982)	(1,708)	(311)
108.3	Total	(2,659,695)		(29,377)	(357,621)	-	(104,417)	-	(23,860)	(24,388)	(21,618)	(111,597)	(94,413)	(17,949)	(3,272)
1052091	Water Plant in Progress	0	5	-	-	-	-	-	-	-	-	-	-	-	-
1052093	Other Plant in Progress	0	5	-	-	-	-	-	-	-	-	-	-	-	-
105.1	Total	0		-	-	-	-	-	-	-	-	-	-	-	-
1862043	Def Chgs - Emp Fees	265,424	1	3,033	34,916	-	10,392	-	2,448	2,401	2,404	11,485	9,412	1,903	324
1862048	Def Chgs - Other	0	1	-	-	-	-	-	-	-	-	-	-	-	-
1872030	Misc. Regulatory Comm. Exp.	0	3	-	-	-	-	-	-	-	-	-	-	-	-
186.2	Total	265,424		3,033	34,916	-	10,392	-	2,448	2,401	2,404	11,485	9,412	1,903	324
Total Net "Plant"		2,072,963		23,142	279,718	-	81,669	-	18,782	19,096	17,201	87,876	74,041	14,189	2,566
3406010	Mainframe Computer	830,599	4	7,060	142,032	-	35,882	-	8,146	9,137	332	27,742	31,978	2,907	1,163
3406020	Mini Computer	1,314,177	4	11,171	224,724	-	56,772	-	9,725	14,455	526	43,894	50,596	4,600	1,840
3406110	Comp System Cost	1,373,335	4	11,673	234,840	-	59,328	-	10,163	15,107	549	45,869	52,873	4,807	1,923
3406120	Micro System Cost	368,099	4	3,112	62,603	-	15,815	-	2,709	4,027	146	12,228	14,095	1,281	513
101.4	Total	3,884,210		33,016	664,199	-	167,797	-	28,743	42,727	1,553	129,733	149,542	13,595	5,439
1091010	A/D - Mainframe Computer	(513,645)	4	(4,366)	(87,833)	-	(22,189)	-	(3,801)	(5,650)	(205)	(17,156)	(19,775)	(1,798)	(719)
1091020	A/D - Mini Computer	(925,547)	4	(7,867)	(158,269)	-	(39,984)	-	(6,849)	(10,181)	(370)	(30,913)	(35,634)	(3,239)	(1,296)
3406150	Comp System Amortization	(820,594)	4	(6,975)	(140,322)	-	(35,450)	-	(6,072)	(9,027)	(328)	(27,408)	(31,593)	(2,872)	(1,145)
3406160	Micro System Amortization	(149,914)	4	(1,274)	(25,635)	-	(6,476)	-	(1,109)	(1,649)	(60)	(5,007)	(5,772)	(525)	(210)
108.1	Total	(2,409,700)		(20,482)	(412,059)	-	(104,099)	-	(17,831)	(26,507)	(963)	(80,484)	(92,774)	(8,434)	(3,374)
Total Net Computers & System		1,474,510		12,534	252,140	-	63,668	-	10,912	16,220	590	49,249	56,766	5,161	2,065
190 1/190.2	Accumulated Deferred Income Taxes	(425,135)	5	(4,732)	(57,602)	-	(16,818)	-	(3,843)	(3,928)	(3,482)	(17,975)	(15,207)	(2,891)	(527)
TOTAL NET WSC RB		3,122,338		30,944	474,256	-	128,749	-	25,851	31,388	14,309	119,150	115,602	18,459	4,104
				0.99%	15.19%	0.00%	4.12%	0.00%	0.83%	1.01%	0.46%	3.82%	3.70%	0.63%	0.13%

Allocation of Co. 31

101.1	Water Plant	39,396
101.3	Transportation	490,162
101.4	Computers	70,494
108.1	A/D Computers	(48,354)
108.2	A/D Transportation	(325,246)
108.3	A/D Water Plant	(7,261)
Total to be alloc to IL Cos		219,191

