



John T. Butler
 Senior Attorney
 Regulatory
 Florida Power & Light Company
 700 Universe Boulevard
 Juno Beach, FL 33408-0420
 (561) 304-5639
 (561) 691-7135 (Facsimile)

September 4, 2008

VIA HAND DELIVERY

Ms. Ann Cole, Director
 Division of the Commission Clerk and
 Administrative Services
 Florida Public Service Commission
 Betty Easley Conference Center, Room 110
 2540 Shumard Oak Boulevard
 Tallahassee, Florida 32399-0850

RECEIVED-FPSC
 08 SEP -4 PM 4: 35
 COMMISSION
 CLERK

Re: Docket No. 080001-EI - Monthly Fuel Filings

Dear Ms. Cole:


Enclosed herewith for filing are the original and seven (7) copies of the following monthly fuel reports for FPL:

- (a) FPSC Forms 423-1, 423-1(a), and 423-1(b) for Florida Power & Light Company for the month of June 2008;
- (b) FPSC Forms 423-2, 423-2(a), and 423-2(b) for St. Johns River Power Park (SJRPP) for the month of June 2008; and
- (c) FPSC Forms 423-2, 423-2(a), and 423-2(b) for Plant Scherer for the month of May 2008.

FPL's Request for Confidential Classification of the information removed from FPL FPSC Form 423 1(a) and SJRPP FPSC Forms 423-2, 423-2(a), and 423-2(b) is being filed under separate cover. Should you have any questions regarding this filing, please contact me at (561) 304-5639.

Thank you for your attention to this matter, I remain,

Sincerely,



John T. Butler

JTB/jsb
 Enclosures
 cc: Service List

Doc/423 Fuel Filing/June 2008

an FPL Group company

DOCUMENT NUMBER-DATE

08207 SEP -4 08

FPSC-COMMISSION CLERK

COM
 ECR
 GCL
 OPC
 RCP
 SSC
 SGA
 ADM
 CLK

MONTHLY REPORT OF COST AND QUALITY OF FUEL OIL FOR ELECTRIC PLANTS
ORIGIN, VOLUME, DELIVERED PRICE AND AS RECEIVED QUANTITY

1. REPORTING MONTH: JUN YEAR: 2008

2. REPORTING COMPANY: FLORIDA POWER & LIGHT COMPANY

3. NAME, TITLE TELEPHONE NUMBER OF CONTACT PERSON CONCERNING DATA
SUBMITTED ON THIS FORM: KORY DUBIN, REGULATORY AFFAIRS, (305) 552-4910.

4. SIGNATURE OF OFFICIAL SUBMITTING REPORT: *Kory Dubin*

5. DATE COMPLETED: 08/20/2008

LINE NO	PLANT	SUPPLIER	SHIPPING POINT	PURCHASE TYPE	DELIVERY LOCATION	DELIVERY DATE	TYPE OIL	SULFUR (%)	BTU CONTENT (BTU / GAL)	VOLUME (BBLs)	PRICE (\$/BBL)
1	MARTIN	CONOCO	MARRERO	MTC	PALM BEACH	06/01/2008	F06	0.92	154071	108677	93.7900
2	MARTIN	CONOCO	MARRERO	MTC	PALM BEACH	06/10/2008	F06	1.00	154357	107712	106.7500
3	MANATEE	CONOCO	MARRERO	MTC	PORT MANATEE	06/18/2008	F06	0.99	154262	109180	108.1700
4	MARTIN	SEMPRA	NOLA	S	PALM BEACH	06/05/2008	F06	1.00	152143	143782	94.5300
5	MARTIN	SEMPRA	PINEY POINT, MD	S	PALM BEACH	06/12/2008	F06	0.65	151643	145035	107.6600
6	MANATEE	SEMPRA	BORCO, BAHAMAS	S	PORT MANATEE	06/13/2008	F06	1.00	151714	310460	109.3100
7	PT. EVERGLADES	SEMPRA	NOLA	S	PORT EVERGLADES	06/25/2008	F06	1.00	153190	114503	107.5500
8	RIVIERA	SEMPRA	NOLA	S	RIVIERA	06/26/2008	F06	1.00	153214	29359	107.5500
9	TURKEY POINT	SEMPRA	NOLA	S	FISHER ISLAND	06/15/2008	F06	1.00	153857	144935	107.2000
10	CAPE CANAVERAL	SEMPRA	NOLA	S	PORT CANAVERAL	06/02/2008	F06	1.00	153095	148777	94.7500
11	MARTIN	SHELL	ST. ROSE	S	PALM BEACH	06/22/2008	F06	0.99	153929	134871	107.2000
12	PT. EVERGLADES	SHELL	ST. ROSE	S	PORT EVERGLADES	06/13/2008	F06	0.87	152905	134756	106.0200
13	PT. EVERGLADES	VITOL	BORCO, BAHAMAS	S	PORT EVERGLADES	06/04/2008	F06	1.00	151786	129149	109.5000
14	TURKEY POINT	VITOL	BORCO, BAHAMAS	S	FISHER ISLAND	06/05/2008	F06	1.00	151762	96279	109.5000
15	SANFORD	QUICK FUEL	NA-TRUCK DELIVERY	STC		06/26/2008	F02	N/A	N/A	13	*
16	PT. EVERGLADES	AMERIGAS	NA-TRUCK DELIVERY	STC		06/12/2008	PRO	N/A	N/A	8	157.6700
17	PT. EVERGLADES	AMERIGAS	NA-TRUCK DELIVERY	STC		06/26/2008	PRO	N/A	N/A	7	161.3000
18	TURKEY POINT	AMERIGAS	NA-TRUCK DELIVERY	STC		06/20/2008	PRO	N/A	N/A	6	143.8000
19	RIVIERA	FERRELL	NA-TRUCK DELIVERY	STC		06/06/2008	PRO	N/A	N/A	4	178.1200
20	RIVIERA	FERRELL	NA-TRUCK DELIVERY	STC		06/13/2008	PRO	N/A	N/A	5	180.3000
21	RIVIERA	FERRELL	NA-TRUCK DELIVERY	STC		06/20/2008	PRO	N/A	N/A	3	181.2000
22	RIVIERA	FERRELL	NA-TRUCK DELIVERY	STC		06/27/2008	PRO	N/A	N/A	4	181.5000
23	MARTIN	INDIANTOWN	NA-TRUCK DELIVERY	STC		06/18/2008	PRO	N/A	N/A	11	104.5800
24	CAPE CANAVERAL	SUBURBAN	NA-TRUCK DELIVERY	STC		06/04/2008	PRO	N/A	N/A	7	94.7100
25	MANATEE	SUBURBAN	NA-TRUCK DELIVERY	STC		06/30/2008	PRO	N/A	N/A	10	99.8000

DOCUMENT NUMBER - DATE

08207 SEP-4 8

MONTHLY REPORT OF COST AND QUALITY OF FUEL OIL FOR ELECTRIC PLANTS
 DETAIL OF INVOICE AND TRANSPORTATION CHARGES

FPSC FORM NO. 423-1 (a)

1. REPORTING MONTH: JUN YEAR: 2008

2. REPORTING COMPANY: FLORIDA POWER LIGHT COMPANY

3. NAME, TITLE, TELEPHONE NUMBER OF CONTACT PERSON CONCERNING DATA
 SUBMITTED ON THIS FORM: KORY DUBIN, REGULATORY AFFAIRS, (305) 552-4910.

4. SIGNATURE OF OFFICIAL SUBMITTING REPORT: 

5. DATE COMPLETED: 08/15/2008

EDITED COPY

(A)	(B)	(C)	(D)	(E)	(F)	(G)	(H)	(I)	(J)	(K)	(L)	(M)	(N)	(O)	(P)	(Q)	(R)
LINE NO.	PLANT	SUPPLIER	DELIVERY LOCATION	DELIVERY DATE	TYPE OIL	VOLUME (BBL)	INVOICE PRICE (\$/BBL)	INVOICE AMOUNT (\$)	DISCOUNT (\$)	NET AMOUNT (\$)	NET PRICE (\$/BBL)	QUALITY ADJUST. (\$/BBL)	EFFECTIVE PUR PRICE (\$/BBL)	TRANSP TO TERM (\$/BBL)	ADDITIONAL TRANS CHGS (\$/BBL)	OTHER CHGS (\$/BBL)	DELIVERED PRICE (\$/BBL)
1	PMR	CONOCO	PALM BEACH	06/01/2008	F06	108677								0.0000			94.2279
2	PMR	CONOCO	PALM BEACH	06/10/2008	F06	107712								0.0000			107.1879
3	PMT	CONOCO	PORT MANATEE	06/18/2008	F06	109180								0.0000			108.4057
4	PMR	SEMPRA	PALM BEACH	06/05/2008	F06	143782								0.0000			94.9679
5	PMR	SEMPRA	PALM BEACH	06/12/2008	F06	145035								0.0000			108.0979
6	PMT	SEMPRA	PORT MANATEE	06/13/2008	F06	310460								0.0000			109.5457
7	PPE	SEMPRA	PORT EVERGLADES	06/25/2008	F06	114503								0.0000			107.7942
8	PRV	SEMPRA	RIVIERA	06/26/2008	F06	29359								0.0000			107.7420
9	PTF	SEMPRA	FISHER ISLAND	06/15/2008	F06	144935								0.0000			107.9829
10	PCC	SEMPRA	PORT CANAVERAL	06/02/2008	F06	148777								0.0000			95.3065
11	PMR	SHELL	PALM BEACH	06/22/2008	F06	134871								0.0000			107.6379
12	PPE	SHELL	PORT EVERGLADES	06/13/2008	F06	134756								0.0000			106.2642
13	PPE	VITOL	PORT EVERGLADES	06/04/2008	F06	129149								0.0000			109.7442
14	PTF	VITOL	FISHER ISLAND	06/05/2008	F06	96279								0.0000			110.2829
15	PSN	QUICK FUEL		06/26/2008	F02	13								0.0000			206.6300
16	PPE	AMERIGAS		06/12/2008	PRO	8	157.6700	1,261	0	1,261	157.6700	0.0000	157.6700	0.0000	0.0000	0.0000	157.6700
17	PPE	AMERIGAS		06/26/2008	PRO	7	161.3000	1,129	0	1,129	161.3000	0.0000	161.3000	0.0000	0.0000	0.0000	161.3000
18	PTF	AMERIGAS		06/20/2008	PRO	6	143.8000	863	0	863	143.8000	0.0000	143.8000	0.0000	0.0000	0.0000	143.8000
19	PRV	FERRELL		06/06/2008	PRO	4	178.1200	712	0	712	178.1200	0.0000	178.1200	0.0000	0.0000	0.0000	178.1200
20	PRV	FERRELL		06/13/2008	PRO	5	180.3000	902	0	902	180.3000	0.0000	180.3000	0.0000	0.0000	0.0000	180.3000
21	PRV	FERRELL		06/20/2008	PRO	3	181.2000	544	0	544	181.2000	0.0000	181.2000	0.0000	0.0000	0.0000	181.2000
22	PRV	FERRELL		06/27/2008	PRO	4	181.5000	726	0	726	181.5000	0.0000	181.5000	0.0000	0.0000	0.0000	181.5000
23	PMR	INDIANTOWN		06/18/2008	PRO	11	104.5800	1,150	0	1,150	104.5800	0.0000	104.5800	0.0000	0.0000	0.0000	104.5800
24	PCC	SUBURBAN		06/04/2008	PRO	7	94.7100	663	0	663	94.7100	0.0000	94.7100	0.0000	0.0000	0.0000	94.7100
25	PMT	SUBURBAN		06/30/2008	PRO	10	99.8000	998	0	998	99.8000	0.0000	99.8000	0.0000	0.0000	0.0000	99.8000

FPSC FORM NO. 423-1(b)

MONTHLY REPORT OF COST AND QUALITY OF FUEL OIL FOR ELECTRIC PLANTS
REPORT OF ADJUSTMENTS TO PREVIOUS OIL DELIVERIES

1. REPORTING MONTH: JUNE 2008

3. NAME, TITLE, & TELEPHONE NUMBER OF CONTACT PERSON CONCERNING DATA
SUBMITTED ON THIS FORM: KORY DUBIN, REGULATORY AFFAIRS,

2. REPORTING COMPANY: FLORIDA POWER & LIGHT COMPANY

4. SIGNATURE OF OFFICIAL SUBMITTING REPORT: 

5. DATE COMPLETED: 8/20/2008

LINE NO.	MONTH REPORTED	FORM PLANT NAME	SUPPLIER	ORIGINAL LINE NUMBER	OLD VOLUME (BBLS)	FORM NO.	COLUMN DESIGNATOR & TITLE	OLD VALUE	NEW VALUE	NEW DELIVERED PRICE (\$/BBL)	REASON FOR REVISION
(A)	(B)	(C)	(D)	(E)	(F)	(G)	(H)	(I)	(J)	(K)	(L)
1	NONE										

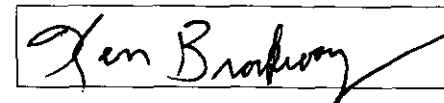
**MONTHLY REPORT OF COST AND QUALITY OF COAL FOR ELECTRIC PLANTS
ORIGIN, TONNAGE, DELIVERED PRICE AND AS RECEIVED QUALITY**

1. Report For Month/Yr: **June 2008**

4. Name, Title & Telephone Number of Contact
Person Concerning Data Submitted on this Form: **Terry Keith (305-552-4334)**

2. Reporting Company: **Florida Power & Light**

5. Signature of Official Submitting Report:



3. Plant Name: **St. Johns River Power Park (SJRPP)**

6. Date Completed:

July 15, 2008

Line No.	Supplier Name	Mine Location	Purchase Type	Transportation Mode	Tons	Effective Purchase Price (\$/Ton)	Total Trans Cost (\$/Ton)	FOB Plant Price (\$/Ton)	As Received Coal Quality			
									Sulfur Content (%)	Btu Content (%)	Ash Content (%)	Moisture Content (%)
(a)	(b)	(c)	(d)	(e)	(f)	(g)	(h)	(i)	(j)	(k)	(l)	(m)
1	Coal Marketing Company	45,IM,999	LTC	OC	87,826			52.20	0.55	10,987	9.70	13.27

EDITED COPY

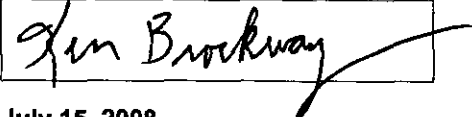
**MONTHLY REPORT OF COST AND QUALITY OF COAL FOR ELECTRIC PLANTS
DETAIL OF INVOICE PURCHASE PRICE**

1. Report For Month/Yr: **June 2008**

4. Name, Title & Telephone Number of Contact
Person Concerning Data Submitted on this Form: **Terry Keith (305-552-4334)**

2. Reporting Company: **Florida Power & Light**

5. Signature of Official Submitting Report:



3. Plant Name: **St. Johns River Power Park (SJRPP)**

6. Date Completed: **July 15, 2008**

Line No.	Supplier Name	Mine Location	Purchase Type	Tons	FOB Mine Price (\$/Ton)	Short Haul & Loading Charge	Original Invoice Price (\$/Ton)	Retro-active Price Increases (\$/Ton)	Base Price (\$/Ton)	Quality Adjustments (\$/Ton)	Effective Purchase Price (\$/Ton)
(a)	(b)	(c)	(d)	(e)	(f)	(g)	(h)	(i)	(j)	(k)	(l)
1	Coal Marketing Company	45,1M,999	LTC	87,826		0.00		0.00		0.00	

EDITED COPY

**MONTHLY REPORT OF COST AND QUALITY OF COAL FOR ELECTRIC PLANTS
DETAIL OF TRANSPORTATION CHARGES**

1. Report For Month/Yr: **June 2008**

4. Name, Title & Telephone Number of Contact
Person Concerning Data Submitted on this Form: **Terry Keith (305-552-4334)**

2. Reporting Company: **Florida Power & Light**

5. Signature of Official Submitting Report:

Ken Brookway

3. Plant Name: **St. Johns River Power Park (SJRPP)**

6. Date Completed:

July 15, 2008

Line No.	Supplier Name	Mine Location	Shipping Point	Transportation Mode	Tons	Effective Purchase Price (\$/Ton)	Short Haul & Loading Charge (\$/Ton)	Rail Charges		Waterborne Charges					Total Transport Charges (\$/Ton)	FOB Plant Price (\$/Ton)
								Rail Rate (\$/Ton)	Other Rail Charges (\$/Ton)	River Barge Rate (\$/Ton)	Trans-loading Rate (\$/Ton)	Ocean Barge Rate (\$/Ton)	Other Water Charges (\$/Ton)	Related Charges (\$/Ton)		
(a)	(b)	(c)	(d)	(e)	(f)	(g)	(h)	(i)	(j)	(k)	(l)	(m)	(n)	(o)	(p)	(q)
1	Coal Marketing Company	45,IM,999	EL CERREJON	OC	87,826		0.00		0.00	0.00	0.00	0.00	0.00	0.00		52.20

EDITED COPY

**MONTHLY REPORT OF COST AND QUALITY OF COAL FOR ELECTRIC PLANTS
ORIGIN, TONNAGE, DELIVERED PRICE, AND AS RECEIVED QUALITY**

1. Reporting Month: **May** Year: **2008**
 2. Reporting Company: **FLORIDA POWER & LIGHT COMPANY**
 3. Plant Name: **R.W.SCHERER**

4. Name, Title & Telephone Number of Contact Person Concerning Data
 Submitted on this Form: Terry Keith
 (305) 552-4334

5. Signature of Official Submitting Report:
 6. Date Completed: **14-Aug-08**

Kenneth L Brockway

Line No.	Supplier Name	Mine Location	Purchase Type	Transport Mode	Tons	Purchase Price (\$/Ton)	Effective Transport Charges (\$/Ton)	Total FOB Plant Price (\$/Ton)	Sulfur Content (%)	Btu Content (Btu/lb)	Ash Content (%)	Moisture Content (%)
(a)	(b)	(c)	(d)	(e)	(f)	(g)	(h)	(i)	(j)	(k)	(l)	(m)
(1)	FOUNDATION COAL WEST	19/WY/5	S	UR	19,537.43	8.453	25.94	34.393	0.36	8,367	4.81	29.94
(2)	KENNECOTT COAL SALES	19/WY/5	S	UR	39,365.78	7.535	25.95	33.485	0.36	8,753	4.66	27.64
(3)	KENNECOTT COAL SALES	19/WY/5	S	UR	30,644.70	8.593	26.00	34.593	0.28	8,836	4.97	25.79
(4)	POWDER RIVER COAL CO	19/WY/5	S	UR	70,567.43	9.257	25.89	35.147	0.22	8,697	4.21	27.43
(5)	COALSALES, LLC	19/WY/5	S	UR	20,616.26	9.401	26.07	35.471	0.32	8,394	4.67	29.84
(6)	COAL SALES, LLC	19/WY/5	S	UR	36,121.39	8.042	25.97	34.012	0.34	8,217	4.97	30.46
(7)	KENNECOTT COAL SALES	19/WY/5	S	UR	13,936.27	13.630	25.74	39.370	0.28	8,831	4.72	26.06
(8)	BUCKSKIN MINING COMPAN'	19/WY/5	S	UR	13,951.21	10.441	25.90	36.341	0.29	8,245	4.56	30.66
(9)	NRG POWER MARKETING, IN	19/WY/5	S	UR	10,025.64	9.437	26.03	35.467	0.34	8,269	4.33	30.32

**MONTHLY REPORT OF COST AND QUALITY OF COAL FOR ELECTRIC PLANTS
DETAILED PURCHASED COAL INVOICE INFORMATION**

1. Reporting Month: **May** Year: **2008**
 2. Reporting Company: **FLORIDA POWER & LIGHT COMPANY**
 3. Plant Name: **R.W.SCHERER**

4. Name, Title & Telephone Number of Contact Person Concerning Data
 Submitted on this Form: Terry Keith
 (305) 552-4334
 5. Signature of Official Submitting Report: *Kenneth J. Brookway*
 6. Date Completed: **14-Aug-08**

Line No. (a)	Supplier Name (b)	Mine Location (c)	Purch. Type (d)	Tons (e)	FOB Mine Price (\$/Ton) (f)	Shorthaul & Loading Charges (\$/Ton) (g)	Original Invoice Price (\$/Ton) (h)	Retroactive Price Increase (\$/Ton) (i)	Base Price (\$/Ton) (j)	Quality Adjustments (\$/Ton) (k)	Effective Purchase Price (\$/Ton) (l)
(1)	FOUNDATION COAL WEST	19/WY/5	S	19,537.43	8.560	-	8.560	-	8.560	(0.107)	8.453
(2)	KENNECOTT COAL SALES	19/WY/5	S	39,365.78	7.501	-	7.501	-	7.501	0.034	7.535
(3)	KENNECOTT COAL SALES	19/WY/5	S	30,644.70	8.560	-	8.560	-	8.560	0.033	8.593
(4)	POWDER RIVER COAL CO	19/WY/5	S	70,567.43	9.630	-	9.630	-	9.630	(0.373)	9.257
(5)	COALSALES, LLC	19/WY/5	S	20,616.26	9.512	-	9.512	-	9.512	(0.111)	9.401
(6)	COAL SALES, LLC	19/WY/5	S	36,121.39	8.121	-	8.121	-	8.121	(0.079)	8.042
(7)	KENNECOTT COAL SALES	19/WY/5	S	13,936.27	13.589	-	13.589	-	13.589	0.041	13.630
(8)	BUCKSKIN MINING COMPAN	19/WY/5	S	13,951.21	10.861	-	10.861	-	10.861	(0.420)	10.441
(9)	NRG POWER MARKETING, I	19/WY/5	S	10,025.64	9.577	-	9.577	-	9.577	(0.140)	9.437

**MONTHLY REPORT OF COST AND QUALITY OF COAL FOR ELECTRIC PLANTS
DETAILED TRANSPORTATION INVOICE INFORMATION**

1. Reporting Month: **May** Year: **2008**
 2. Reporting Company: **FLORIDA POWER & LIGHT COMPANY**
 3. Plant Name: **R.W.SCHERER**

4. Name, Title & Telephone Number of Contact Person Concerning Data
 Submitted on this Form: Terry Keith
 (305) 552-4334

5. Signature of Official Submitting Report:



6. Date Completed: 14-Aug-08

Line No.	Supplier Name	Mine Location	Shipping Point	Transport Mode	Tons	Effective Purchase Price (\$/Ton)	Additional Shorthaul & Loading Charges (\$/Ton)	Rail Charges		Waterborne Charges					Total Transportation Charges (\$/Ton)	FOB Plant Price (\$/Ton)
								Rail Rate (\$/Ton)	Other Rail Charges (\$/Ton)	River Barge Rate (\$/Ton)	Trans-loading Rate (\$/Ton)	Ocean Barge Rate (\$/Ton)	Other Water Charges (\$/Ton)	Other Related Charges (\$/Ton)		
(a)	(b)	(c)	(d)	(e)	(f)	(g)	(h)	(i)	(j)	(k)	(l)	(m)	(n)	(o)	(p)	(q)
(1)	FOUNDATION COAL WEST	19/WY/5	EAGLE JCT, WY	UR	19,537.43	8.453	-	25.94	-	-	-	-	-	-	25.94	34.393
(2)	KENNECOTT COAL SALES	19/WY/5	JACOBS JCT, WY	UR	39,365.78	7.535	-	25.95	-	-	-	-	-	-	25.95	33.485
(3)	KENNECOTT COAL SALES	19/WY/5	CONVERSE, JCT, WY	UR	30,644.70	8.593	-	26.00	-	-	-	-	-	-	26.00	34.593
(4)	POWDER RIVER COAL CO	19/WY/5	NACCO JCT, WY	UR	70,567.43	9.257	-	25.89	-	-	-	-	-	-	25.89	35.147
(5)	COALSALES, LLC	19/WY/5	CABALO JCT, WY	UR	20,616.26	9.401	-	26.07	-	-	-	-	-	-	26.07	35.471
(6)	COAL SALES, LLC	19/WY/5	RAWHIDE JCT, WY	UR	36,121.39	8.042	-	25.97	-	-	-	-	-	-	25.97	34.012
(7)	KENNECOTT COAL SALES	19/WY/5	EAGLE JCT, WY	UR	13,936.27	13.630	-	25.74	-	-	-	-	-	-	25.74	39.370
(8)	BUCKSKIN MINING COMPAN	19/WY/5	BUCKSKIN JCT, WY	UR	13,951.21	10.441	-	25.90	-	-	-	-	-	-	25.90	36.341
(9)	NRG POWER MARKETING, I	19/WY/5	BUCKSKIN JCT, WY	UR	10,025.64	9.437	-	26.03	-	-	-	-	-	-	26.03	35.467

CERTIFICATE OF SERVICE

I, THE UNDERSIGNED COUNSEL, HEREBY CERTIFY that copies of Florida Power & Light Company's forms 423-1, 423-1(a) edited, and 423-1(b) for the month of June, 2008, copies of St. Johns River Power Park edited forms 423-2, 423-2(a), and 423-2(b) for the month of June, 2008; and copies of Plant Scherer forms 423-2, 423-2(a), and 423-2(b) for the month of May, 2008 have been served via first class mail, postage prepaid to the parties listed below, this 4th day of September, 2008.

Lisa Bennett, Esq.
Division of Legal Services
Florida Public Service Commission
2540 Shumard Oak Blvd.
Tallahassee, Florida 32399-0850

J.R. Kelly/P. Christensen
Office of Public Counsel
c/o The Florida Legislature
111 West Madison Street, Room 812
Tallahassee, Florida 32399

Lee L. Willis, Esq.
James D. Beasley, Esq.
Ausley & McMullen
Attorneys for Tampa Electric
P.O. Box 391
Tallahassee, Florida 32302

John T. Burnett, Esq.
Progress Energy Service
Company, LLC
P.O. Box 14042
St. Petersburg, Florida 33733-4042

John W. McWhirter, Jr., Esq.
McWhirter Reeves
Attorneys for FIPUG
P.O. Box 3350
Tampa, Florida 33601-3350

Norman H. Horton, Jr., Esq.
Floyd R. Self, Esq.
Messer, Caparello & Self
Attorneys for FPUC
P.O. Box 1876
Tallahassee, Florida 32302-1876

Jeffrey A. Stone, Esq.
Russell A. Badders, Esq.
Beggs & Lane
Attorneys for Gulf Power
P.O. Box 12950
Pensacola, Florida 32576-2950

Mehrdad Khojasteh
Florida Public Utilities
Post Office Box 3395
West Palm Beach, Florida 33402-3395

Ms. Susan D. Ritenour
Gulf Power Company
One Energy Place
Pensacola, Florida 32520-0780

Mr. Paul Lewis, Jr.
Progress Energy Florida, Inc.
106 East College Ave., Suite 800
Tallahassee, GA 32301-7740


Ms. Paula K. Brown
Tampa Electric Company
Regulatory Affairs
P.O. Box 111
Tampa, Florida 33601-0111

James W. Brew
Brickfield, Burchette, et al
1025 Thomas Jefferson St., N.W
Eight, West Tower
Washington, DC 20007-0800

Robert Scheffel Wright, Esq.
John T. LaVia, III, Esq.
Young van Assenderp, P.A.
225 South Adams St., Suite 200
Tallahassee, FL 32301

Cecilia Bradley
Office of Attorney General
The Capitol – PL01
Tallahassee, FL 32399-1050

White Springs Agricultural Chemicals, Inc.
P.O. Box 300
White Springs, FL 32096



John T. Butler