

CONFIDENTIAL

100001-EI

FPSC FORM 423-1

MONTHLY REPORT OF COST AND QUALITY OF FUEL FOR ELECTRIC PLANTS  
ORIGIN, VOLUME, DELIVERED PRICE AND AS RECEIVED QUALITY

1. REPORTING MONTH: 07/2008

2. REPORTING COMPANY: FLORIDA POWER CORPORATION

3. NAME, TITLE, TELEPHONE NUMBER OF CONTACT PERSON CONCERNING DATA  
SUBMITTED ON THIS FORM: III ALYSON Senior Bus. Fin. Analyst (919) 546-7949

4. SIGNATURE OF OFFICIAL SUBMITTED REPORT: *Noelle Palmer*  
NOELLE PALMER  
MGR - REGULATED CONTRACTS & FUEL ACCTG.

5. DATE COMPLETED: 09/08/2008

LINE NO.	PLANT NAME	SUPPLIER NAME	SHIPPING POINT	PURCHASE TYPE	DELIVERY LOCATION	DELIVERY DATE	TYPE OIL	SULFUR CONTENT (%)	BTU CONTENT (Btu/gal)	VOLUME (Bbls)	DELIVERED PRICE (\$/Bbl)
(a)	(b)	(c)	(d)	(e)	(f)	(g)	(h)	(i)	(j)	(k)	(l)
1	Anclote	Transfer Facility	Martin Gas Terminal	N/A	FOB PLANT	07/2008		0.12	140,330	861	\$(73.0266)
2	Bartow Steam Plant	RIO Energy International Inc.	Houston, TX	MTC	FOB TERMINAL	07/2008		1.35	157,580	304,254	\$30.1993
3	Crystal River	Transfer Facility	Martin Gas Terminal	N/A	FOB PLANT	07/2008		0.12	140,330	5,505	\$(71.2595)
4	DeBary Peakers	Transfer Facility	Martin Gas Terminal	N/A	FOB PLANT	07/2008		0.12	140,330	5,236	\$(327.5552)
5	Intersession City Peakers	Mansfield Oil Company Inc.	Tampa, FL	MTC	FOB PLANT	07/2008		0.01	138,340	10,134	\$64.5709
6	Martin Gas Terminal	Martin Product Sales	Pascagoula, MS	S	FOB TERMINAL	07/2008		0.12	140,330	30,000	\$160.8527
7	Rio Pinar Peakers	Transfer Facility	Martin Gas Terminal	N/A	FOB PLANT	07/2008		0.12	140,330	344	\$4.2840
8	Suwannee Peakers	Transfer Facility	Martin Gas Terminal	N/A	FOB PLANT	07/2008		0.12	140,330	4,813	\$(55.1239)
9	Suwannee Steam Plant	Western Fuels & Asphalt Supply	El Dorado, KS	MTC	FOB PLANT	07/2008		0.89	158,000	10,132	\$99.0457
10	Turner Peakers	Transfer Facility	Martin Gas Terminal	N/A	FOB PLANT	07/2008		0.12	140,330	10,417	\$(128.4161)

DECLASSIFIED

DOCUMENT NUMBER-DATE

09005 SEP 24 8

FPSC-COMMISSION CLERK

11/10/2010  
KMP

*MP*

**FPSC FORM 423-1(A)**

MONTHLY REPORT OF COST AND QUALITY OF FUEL FOR ELECTRIC PLANTS  
ORIGIN, VOLUME, DELIVERED PRICE AND AS RECEIVED QUALITY

**SPECIFIED  
CONFIDENTIAL**

1. REPORTING MONTH: 07/2008  
2. REPORTING COMPANY: FLORIDA POWER CORPORATION

3. NAME, TITLE, TELEPHONE NUMBER OF CONTACT PERSON CONCERNING DATA  
SUBMITTED ON THIS FORM: JILL ALLYSON Senior Bus. Fin. Analyst (919) 546-7949

4. SIGNATURE OF OFFICIAL SUBMITTED REPORT: *Noelle Palmer*  
NOELLE PALMER  
MGR- REGULATED CONTRACTS & FUEL ACCOUNTING

5. DATE COMPLETED: 09/08/2008

LINE NC.	PLANT	SHIPPER NAME	DELIVERY LOCATION	DELIVERY DATE	TYPE Oil	VOLUME (Bbls)	INVOICE	INVOICE	DISCOUNT (\$)	NET	NET	QUALITY ADJUST (\$/Bbls)	EFFECTIVE	TRANSPORT	ADDITIONAL TRANSPORT (\$/Bbls)	OTHER CHARGES (\$/Bbls)	DELIVERED PRICE (\$/Bbls)
							PRICE (\$/Bbls)	AMOUNT (\$)		AMOUNT (\$)	PRICE (\$/Bbls)		PRICE (\$/Bbls)	TO TERMINAL (\$/Bbls)			
(i)	(b)	(c)	(d)	(e)	(f)	(g)	(h)	(i)	(j)	(k)	(l)	(m)	(n)	(o)	(p)	(q)	(r)
1	Anclote	Transfer Facility	FOB PLANT	07/2008		861	\$0.00	\$0.00	\$0.00	\$0.00	\$0.00	\$0.00	\$2.70	\$0.00	\$2.70	\$(75.73)	\$(73.03)
2	Bartow Steam Plant	RIO Energy International Inc.	FOB TERMINAL	07/2008		304,254	\$114.48	\$34,831,985.95	0.00	\$34,831,985.95	\$114.48	\$0.60	\$115.08	\$0.74	\$0.00	\$(85.62)	\$30.20
3	Crystal River	Transfer Facility	FOB PLANT	07/2008		11,010	\$0.00	\$0.00	\$0.00	\$0.00	\$0.00	\$0.00	\$3.91	\$0.00	\$3.91	\$(75.17)	\$(71.26)
4	DeBary Peakers	Transfer Facility	FOB PLANT	07/2008		5,236	\$0.00	\$0.00	\$0.00	\$0.00	\$0.00	\$0.00	\$4.31	\$0.00	\$4.31	\$(331.87)	\$(327.56)
5	Intersession City Peakers	Mansfield Oil Company Inc.	FOB PLANT	07/2008		10,134	\$152.45	\$1,545,002.03	\$0.00	\$1,545,002.03	\$152.45	\$0.00	\$152.45	\$0.00	\$0.00	\$(87.88)	\$64.57
6	Martin Gas Terminal	Martin Product Sales	FOB TERMINAL	07/2008		30,000	\$157.12	\$4,713,562.28	\$0.00	\$4,713,562.28	\$157.12	\$0.00	\$157.12	\$3.65	\$0.00	\$0.08	\$160.85
7	Rio Pinar Peakers	Transfer Facility	FOB PLANT	07/2008		344	\$0.00	\$0.00	\$0.00	\$0.00	\$0.00	\$0.00	\$4.28	\$0.00	\$4.28	\$0.00	\$4.28
8	Suwannee Peakers	Transfer Facility	FOB PLANT	07/2008		4,813	\$0.00	\$0.00	\$0.00	\$0.00	\$0.00	\$0.00	\$6.47	\$0.00	\$6.47	\$(61.59)	\$(55.12)
9	Suwannee Steam Plant	Western Fuels & Asphalt Supply	FOB PLANT	07/2008		10,132	\$99.05	\$1,003,551.26	\$0.00	\$1,003,551.26	\$99.05	\$0.00	\$99.05	\$0.00	\$0.00	\$0.00	\$99.05
10	Turner Peakers	Transfer Facility	FOB PLANT	07/2008		10,417	\$0.00	\$0.00	\$0.00	\$0.00	\$0.00	\$0.00	\$4.42	\$0.00	\$4.42	\$(132.84)	\$(128.42)

**DECLASSIFIED**


MONTHLY REPORT OF COST AND QUALITY OF COAL FOR ELECTRIC PLANTS  
ORIGIN, TONNAGE, DELIVERED PRICE AND AS RECEIVED QUALITY

**SPECIFIED  
CONFIDENTIAL**

1. Report for: Mo. 07/2008  
2. Reporting Company: Florida Power Corporation  
3. Plant Name: Crystal River 1 & 2

4. NAME, TITLE, TELEPHONE NUMBER OF CONTACT PERSON CONCERNING DATA  
SUBMITTED ON THIS FORM: Kelly Irons, Associate Business Financial Analyst, (919) 546-5028

5. Signature of Official Submitting Report :



Jon Putnam - Senior Business Financial Analyst

6. DATE COMPLETED: 9/11/2008

Line No.	Supplier Name	Mine Location	Purchase Type	Transportation Mode	Tons	Effective Purchase Price (\$/Ton)	Total Transportation Cost (\$/Ton)	F.O.B. Plant Price (\$/Ton)	As Received Coal Quality			
									Percent Sulfur (%)	Btu Content (Btu/lb)	Percent Ash (%)	Percent Moisture (%)
(a)	(b)	(c)	(d)	(e)	(f)	(g)	(h)	(i)	(j)	(k)	(l)	(m)
1	Appalachian Fuels LLC	8, KY, 195	S	UR	44,164	\$138.60	\$32.65	\$171.25	0.92	12,265	10.95	6.17
2	B&W Resources Inc	8, KY, 51	MTC	UR	23,029	\$49.52	\$31.92	\$81.43	1.03	12,022	12.18	6.72
3	CAM Mining LLC	8, KY, 195	MTC	UR	10,655	\$55.00	\$32.11	\$87.11	1.07	12,198	10.33	7.80
4	Constellation Energy Commodities Group Inc.	8, KY, 193	MTC	UR	11,539	\$53.73	\$33.99	\$87.72	0.89	12,688	8.58	6.90
5	ICG LLC	8, KY, 193	MTC	UR	11,606	\$47.61	\$33.79	\$81.40	1.17	12,116	11.32	6.65
6	J.A.D. Coal Company	8, KY, 95	S	UR	10,399	\$143.18	\$32.30	\$175.48	0.95	12,876	9.15	5.09
7	Transfer Facility	N/A	N/A	GB	32,600	\$107.45	\$12.18	\$119.63	0.94	11,838	13.27	7.42
8	Transfer Facility	N/A	N/A	GB	32,101	\$119.99	\$9.79	\$129.78	0.88	11,936	12.63	7.13
9	Trinity Coal Marketing LLC	8, KY, 193	LTC	UR	11,563	\$50.17	\$33.78	\$83.95	1.19	12,359	9.11	7.22
10	Trinity Coal Marketing LLC	8, KY, 71	LTC	UR	34,317	\$50.17	\$32.09	\$82.26	0.87	11,882	12.21	7.01

**DECLASSIFIED**

MONTHLY REPORT OF COST AND QUALITY OF COAL FOR ELECTRIC PLANTS  
ORIGIN, TONNAGE, DELIVERED PRICE AND AS RECEIVED QUALITY

**SPECIFIED  
CONFIDENTIAL**

1. Report for: Mo. 07/2008  
 2. Reporting Company: Florida Power Corporation  
 3. Plant Name: Crystal River 1 & 2

4. NAME, TITLE, TELEPHONE NUMBER OF CONTACT PERSON CONCERNING DATA  
 SUBMITTED ON THIS FORM: Kelly Irons, Associate Business Financial Analyst, (919) 546-5028

5. Signature of Official Submitting Report :



Jon Putnam - Senior Business Financial Analyst

6. DATE COMPLETED: 9/11/2008

Line No.	Supplier Name	Mine Location	Purchase Type	Tons	F.O.B. Mine Price (\$/Ton)	Short Haul & Loading Charges (\$/Ton)	Original Invoice Price (\$/Ton)	Retro-active Price Inc(Dec) (\$/Ton)	Base Price (\$/Ton)	Quality Adjust-ments (\$/Ton)	Effective Purchase Price (\$/Ton)
(a)	(b)	(c)	(d)	(e)	(f)	(g)	(h)	(i)	(j)	(k)	(l)
1	Appalachian Fuels LLC	8, KY, 195	S	44,164	\$139.00	N/A	\$139.00	\$0.00	\$139.00	\$(0.40)	\$138.60
2	B&W Resources Inc	8, KY, 51	MTC	23,029	\$50.25	N/A	\$50.25	\$0.00	\$50.25	\$(0.73)	\$49.52
3	CAM Mining LLC	8, KY, 195	MTC	10,655	\$56.25	N/A	\$56.25	\$0.00	\$56.25	\$(1.25)	\$55.00
4	Constellation Energy Commodities Group Inc.	8, KY, 193	MTC	11,539	\$52.50	N/A	\$52.50	\$0.00	\$52.50	\$1.23	\$53.73
5	ICG LLC	8, KY, 193	MTC	11,606	\$48.40	N/A	\$48.40	\$0.00	\$48.40	\$(0.79)	\$47.61
6	J.A.D. Coal Company	8, KY, 95	S	10,399	\$139.00	N/A	\$139.00	\$0.00	\$139.00	\$4.18	\$143.18
7	Transfer Facility	N/A	N/A	32,600	\$107.45	N/A	\$107.45	\$0.00	\$107.45	N/A	\$107.45
8	Transfer Facility	N/A	N/A	32,101	\$119.99	N/A	\$119.99	\$0.00	\$119.99	N/A	\$119.99
9	Trinity Coal Marketing LLC	8, KY, 193	LTC	11,563	\$51.00	N/A	\$51.00	\$0.00	\$51.00	\$(0.83)	\$50.17
10	Trinity Coal Marketing LLC	8, KY, 71	LTC	34,317	\$51.00	N/A	\$51.00	\$0.00	\$51.00	\$(0.83)	\$50.17

**DECLASSIFIED**


MONTHLY REPORT OF COST AND QUALITY OF COAL FOR ELECTRIC PLANTS  
ORIGIN, TONNAGE, DELIVERED PRICE AND AS RECEIVED QUALITY

**SPECIFIED  
CONFIDENTIAL**

1. Report for: Mo. 07/2008  
 2. Reporting Company: Florida Power Corporation  
 3. Plant Name: Crystal River 1 & 2

4. NAME, TITLE, TELEPHONE NUMBER OF CONTACT PERSON CONCERNING DATA  
 SUBMITTED ON THIS FORM: Kelly Irons, Associate Business Financial Analyst, (919) 546-5028

5. Signature of Official Submitting Report :



John Putnam - Senior Business Financial Analyst

6. DATE COMPLETED: 9/11/2008

Line No.	Supplier Name	Mine Location	Shipping Point	Transportation Mode	Tons	Effective Purchase Price (\$/Ton)	Additional Shorthaul & Loading Charges (\$/Ton)	Rail Rate (\$/Ton)	Other Rail Charges (\$/Ton)	River Barge Rate (\$/Ton)	Trans-loading Rate (\$/Ton)	Ocean Barge Rate (\$/Ton)	Other Water Charges (\$/Ton)	Other Related Charges (\$/Ton)	Transportation Charges (\$/Ton)	F.O.B. Plant Price (\$/Ton)
(a)	(b)	(c)	(d)	(e)	(f)	(g)	(h)	(i)	(j)	(k)	(l)	(m)	(n)	(o)	(p)	(q)
1	Appalachian Fuels LLC	8, KY, 195	Ramsey, KY	UR	44,164	\$138.60	N/A	\$31.26	\$1.39	N/A	N/A	N/A	N/A	N/A	\$32.65	\$171.25
2	B&W Resources Inc	8, KY, 51	Resource, KY	UR	23,029	\$49.52	N/A	\$30.83	\$1.09	N/A	N/A	N/A	N/A	N/A	\$31.92	\$81.43
3	CAM Mining LLC	8, KY, 195	Damron Fork, KY	UR	10,655	\$55.00	N/A	\$31.01	\$1.10	N/A	N/A	N/A	N/A	N/A	\$32.11	\$87.11
4	Constellation Energy Commodities Group	8, KY, 193	Leatherwood, KY	UR	11,539	\$53.73	N/A	\$32.71	\$1.28	N/A	N/A	N/A	N/A	N/A	\$33.99	\$87.72
5	ICG LLC	8, KY, 193	Typo, KY	UR	11,606	\$47.61	N/A	\$32.71	\$1.08	N/A	N/A	N/A	N/A	N/A	\$33.79	\$81.40
6	J.A.D. Coal Company	8, KY, 95	Blanton, KY	UR	10,399	\$143.18	N/A	\$31.23	\$1.07	N/A	N/A	N/A	N/A	N/A	\$32.30	\$175.48
7	Transfer Facility	N/A	Davant, La	GB	32,600	\$107.45	N/A	N/A	N/A	N/A	\$2.33	\$9.73	\$0.12	N/A	\$12.18	\$119.63
8	Transfer Facility	N/A	Myrtle Grove, La	GB	32,101	\$119.99	N/A	N/A	N/A	N/A	\$0.00	\$9.71	\$0.08	N/A	\$9.79	\$129.78
9	Trinity Coal Marketing LLC	8, KY, 193	Sigmon, KY	UR	11,563	\$50.17	N/A	\$32.71	\$1.07	N/A	N/A	N/A	N/A	N/A	\$33.78	\$83.95
10	Trinity Coal Marketing LLC	8, KY, 71	Banner, KY	UR	34,317	\$50.17	N/A	\$31.01	\$1.08	N/A	N/A	N/A	N/A	N/A	\$32.09	\$82.26

DECLASSIFIED

MONTHLY REPORT OF COST AND QUALITY OF COAL FOR ELECTRIC PLANTS  
 ORIGIN, TONNAGE, DELIVERED PRICE AND AS RECEIVED QUALITY

**SPECIFIED  
 CONFIDENTIAL**

1. Report for: Mo. 07/2008  
 2. Reporting Company: Florida Power Corporation  
 3. Plant Name: Crystal River 1 & 2

4. NAME, TITLE, TELEPHONE NUMBER OF CONTACT PERSON CONCERNING DATA  
 SUBMITTED ON THIS FORM: Kelly Irons, Associate Business Financial Analyst, (919) 546-5028

5. Signature of Official Submitting Report:

  
 Jon Putnam - Senior Business Financial Analyst

6. DATE COMPLETED: 9/11/2008

Line No.	Month Reported	Form Plant Name	Intended Generating Plant	Supplier Name	Original Line Number	Volume (tons)	Form No.	Column Title	Old Value	New Value	New F.O.B. Plant Price	Reason for Revision
(a)	(b)	(c)	(d)	(e)	(f)	(g)	(h)	(i)	(j)	(k)	(l)	(m)
NONE												

**DECLASSIFIED**

MONTHLY REPORT OF COST AND QUALITY OF COAL FOR ELECTRIC PLANTS  
ORIGIN, TONNAGE, DELIVERED PRICE AND AS RECEIVED QUALITY

**SPECIFIED  
CONFIDENTIAL**

1. Report for: Mo. 07/2008  
2. Reporting Company: Florida Power Corporation  
3. Plant Name: Crystal River 4 & 5

4. NAME, TITLE, TELEPHONE NUMBER OF CONTACT PERSON CONCERNING DATA  
SUBMITTED ON THIS FORM: Kelly Irons, Associate Business Financial Analyst, (919) 346-5028

5. Signature of Official Submitting Report :   
Jon Putnam - Senior Business Financial Analyst

6. DATE COMPLETED: 9/11/2008

Line No.	Supplier Name	Mine Location	Purchase Type	Transportation Mode	Tons	Effective Purchase Price (\$/Ton)	Total Transportation Cost (\$/Ton)	F.O.B. Plant Price (\$/Ton)	As Received Coal Quality			
									Percent Sulfur (%)	Btu Content (Btu/lb)	Percent Ash (%)	Percent Moisture (%)
(a)	(b)	(c)	(d)	(e)	(f)	(g)	(h)	(i)	(j)	(k)	(l)	(m)
1	Constellation Energy Commodities Group Inc.	8, WV, 39	S	UR	11,569	\$91.15	\$34.46	\$125.61	0.75	12,730	11.01	5.23
2	Constellation Energy Commodities Group Inc.	8, WV, 39	S	UR	11,502	\$118.13	\$34.48	\$152.61	0.75	12,514	11.66	5.50
3	Massey Utility Sales Company	8, WV, 5	MTC	UR	20,433	\$55.79	\$34.77	\$90.56	0.68	12,260	12.86	4.80
4	Massey Utility Sales Company	8, WV, 5	MTC	UR	58,270	\$55.93	\$34.48	\$90.42	0.72	12,719	11.53	5.48
5	MC Mining LLC	8, KY, 195	MTC	UR	11,282	\$59.17	\$32.30	\$91.47	0.53	12,798	8.11	6.25
6	Transfer Facility	N/A	N/A	GB	80,912	\$69.97	\$12.61	\$82.58	0.64	11,676	9.42	9.89
7	Transfer Facility	N/A	N/A	GB	147,870	\$73.80	\$9.73	\$83.53	0.62	11,680	11.06	9.40

**DECLASSIFIED**

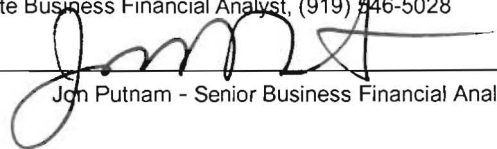
MONTHLY REPORT OF COST AND QUALITY OF COAL FOR ELECTRIC PLANTS  
ORIGIN, TONNAGE, DELIVERED PRICE AND AS RECEIVED QUALITY

**SPECIFIED  
CONFIDENTIAL**

1. Report for: Mo. 07/2008  
2. Reporting Company: Florida Power Corporation  
3. Plant Name: Crystal River 4 & 5

4. NAME, TITLE, TELEPHONE NUMBER OF CONTACT PERSON CONCERNING DATA  
SUBMITTED ON THIS FORM: Kelly Irons, Associate Business Financial Analyst, (919) 846-5028

5. Signature of Official Submitting Report :

  
Jon Putnam - Senior Business Financial Analyst

6. DATE COMPLETED: 9/11/2008

Line No.	Supplier Name	Mine Location	Purchase Type	Tons	F.O.B. Mine Price (\$/Ton)	Short Haul & Loading Charges (\$/Ton)	Original Invoice Price (\$/Ton)	Retro-active Price Inc(Dec) (\$/Ton)	Base Price (\$/Ton)	Quality Adjust-ments (\$/Ton)	Effective Purchase Price (\$/Ton)
(a)	(b)	(c)	(d)	(e)	(f)	(g)	(h)	(i)	(j)	(k)	(l)
1	Constellation Energy Commodities Group Inc.	8, WV, 39	S	11,569	\$89.50	N/A	\$89.50	\$0.00	\$89.50	\$1.65	\$91.15
2	Constellation Energy Commodities Group Inc.	8, WV, 39	S	11,502	\$118.00	N/A	\$118.00	\$0.00	\$118.00	\$0.13	\$118.13
3	Massey Utility Sales Company	8, WV, 5	MTC	20,433	\$53.37	N/A	\$53.37	\$0.00	\$53.37	\$2.42	\$55.79
4	Massey Utility Sales Company	8, WV, 5	MTC	58,270	\$53.37	N/A	\$53.37	\$0.00	\$53.37	\$2.56	\$55.93
5	MC Mining LLC	8, KY, 195	MTC	11,282	\$57.00	N/A	\$57.00	\$0.00	\$57.00	\$2.17	\$59.17
6	Transfer Facility	N/A	N/A	80,912	\$69.97	N/A	\$69.97	\$0.00	\$69.97	N/A	\$69.97
7	Transfer Facility	N/A	N/A	147,870	\$73.80	N/A	\$73.80	\$0.00	\$73.80	N/A	\$73.80

**DECLASSIFIED**



MONTHLY REPORT OF COST AND QUALITY OF COAL FOR ELECTRIC PLANTS  
ORIGIN, TONNAGE, DELIVERED PRICE AND AS RECEIVED QUALITY

**SPECIFIED  
CONFIDENTIAL**

1. Report for: Mo. 07/2008  
2. Reporting Company: Florida Power Corporation  
3. Plant Name: Crystal River 4 & 5

4. NAME, TITLE, TELEPHONE NUMBER OF CONTACT PERSON CONCERNING DATA  
SUBMITTED ON THIS FORM: Kelly Irons, Associate Business Financial Analyst, (919) 546-5028

5. Signature of Official Submitting Report :   
Jon Putnam - Senior Business Financial Analyst

6. DATE COMPLETED: 9/11/2008

Line No.	Supplier Name	Mine Location	Shipping Point	Transportation Mode	Tons	Effective Purchase Price (\$/Ton)	Additional Shorthaul & Loading Charges (\$/Ton)	Rail Rate (\$/Ton)	Other Rail Charges (\$/Ton)	River Barge Rate (\$/Ton)	Trans-loading Rate (\$/Ton)	Ocean Barge Rate (\$/Ton)	Other Water Charges (\$/Ton)	Other Related Charges (\$/Ton)	Transportation Charges (\$/Ton)	F.O.B. Plant Price (\$/Ton)
1	Constellation Energy Commodities Group	8, WV, 39	Toms Fork, WV	UR	11,569	\$91.15	N/A	\$33.18	\$1.28	N/A	N/A	N/A	N/A	N/A	\$34.46	\$125.61
2	Constellation Energy Commodities Group	8, WV, 39	Toms Fork, WV	UR	11,502	\$118.13	N/A	\$33.18	\$1.30	N/A	N/A	N/A	N/A	N/A	\$34.48	\$152.61
3	Massey Utility Sales Company	8, WV, 5	Holbrook, WV	UR	20,433	\$55.79	N/A	\$33.18	\$1.59	N/A	N/A	N/A	N/A	N/A	\$34.77	\$90.56
4	Massey Utility Sales Company	8, WV, 5	Sylvester, WV	UR	58,270	\$55.93	N/A	\$33.18	\$1.30	N/A	N/A	N/A	N/A	N/A	\$34.48	\$90.42
5	MC Mining LLC	8, KY, 195	Scotts Branch,	UR	11,282	\$59.17	N/A	\$31.01	\$1.29	N/A	N/A	N/A	N/A	N/A	\$32.30	\$91.47
6	Transfer Facility	N/A	Davant, La	GB	80,912	\$69.97	N/A	N/A	N/A	N/A	\$2.84	\$9.38	\$0.39	N/A	\$12.61	\$82.58
7	Transfer Facility	N/A	Myrtle Grove, La	GB	147,870	\$73.80	N/A	N/A	N/A	N/A	\$0.00	\$8.48	\$1.25	N/A	\$9.73	\$83.53

**DECLASSIFIED**

MONTHLY REPORT OF COST AND QUALITY OF COAL FOR ELECTRIC PLANTS  
ORIGIN, TONNAGE, DELIVERED PRICE AND AS RECEIVED QUALITY

**SPECIFIED  
CONFIDENTIAL**

1. Report for: Mo. 07/2008  
2. Reporting Company: Florida Power Corporation  
3. Plant Name: Crystal River 4 & 5

4. NAME, TITLE, TELEPHONE NUMBER OF CONTACT PERSON CONCERNING DATA  
SUBMITTED ON THIS FORM: Kelly Irons, Associate Business Financial Analyst, (919) 546-5028

5. Signature of Official Submitting Report:

  
Jon Putnam - Senior Business Financial Analyst

6. DATE COMPLETED: 9/11/2008

Line No.	Month Reported	Form Plant Name	Intended Generating Plant	Supplier Name	Original Line Number	Volume (tons)	Form No.	Column Title	Old Value	New Value	New F.O.B. Plant Price	Reason for Revision
(a)	(b)	(c)	(d)	(e)	(f)	(g)	(h)	(i)	(j)	(k)	(l)	(m)
1	04/2008	Crystal River 4 & 5	Transfer Facility		7	110,193	2B	(n) Other Water Charges	\$0.33	\$1.36	\$64.97	Revision to rate
2	04/2008	Crystal River 4 & 5	Transfer Facility		9	120,108	2B	(n) Other Water Charges	\$0.07	\$0.31	\$90.89	Revision to rate
3	05/2008	Crystal River 4 & 5	Transfer Facility		10	128,916	2B	(n) Other Water Charges	\$0.58	\$0.73	\$66.68	Revision to rate
4	05/2008	Crystal River 4 & 5	Transfer Facility		11	195,815	2B	(n) Other Water Charges	\$0.13	\$0.36	\$80.30	Revision to rate
5	06/2008	Crystal River 4 & 5	Transfer Facility		6	171,774	2B	(n) Other Water Charges	\$0.55	\$0.80	\$76.10	Revision to rate
6	06/2008	Crystal River 4 & 5	Transfer Facility		7	114,263	2B	(n) Other Water Charges	\$0.77	\$0.98	\$89.25	Revision to rate

**DECLASSIFIED**

MONTHLY REPORT OF COST AND QUALITY OF COAL FOR ELECTRIC PLANTS  
ORIGIN, TONNAGE, DELIVERED PRICE AND AS RECEIVED QUALITY

**SPECIFIED  
CONFIDENTIAL**

1. Report for: Mo. 07/2008  
2. Reporting Company: Florida Power Corporation  
3. Plant Name: Transfer Facility - IMT

4. NAME, TITLE, TELEPHONE NUMBER OF CONTACT PERSON CONCERNING DATA  
SUBMITTED ON THIS FORM: Kelly Irons, Associate Business Financial Analyst, (919) 546-5028

5. Signature of Official Submitting Report :   
Jon Putnam - Senior Business Financial Analyst

6. DATE COMPLETED: 9/11/2008

Line No.	Supplier Name	Mine Location	Purchase Type	Transportation Mode	Tons	Effective Purchase Price (\$/Ton)	Total Transportation Cost (\$/Ton)	F.O.B. Plant Price (\$/Ton)	As Received Coal Quality			
									Percent Sulfur (%)	Btu Content (Btu/lb)	Percent Ash (%)	Percent Moisture (%)
(a)	(b)	(c)	(d)	(e)	(f)	(g)	(h)	(i)	(j)	(k)	(l)	(m)
1	Arch Coal Sales	17, CO, 29	S	B	7,152	\$87.53	\$15.68	\$103.21	0.49	12,392	8.42	6.20
2	Coalsales LLC	17, CO, 107	MTC	B	24,068	\$70.47	\$23.25	\$93.72	0.50	11,250	10.63	9.93
3	Emerald International (Coal)	N/A	S	OB	9,707	\$47.10	\$0.00	\$47.10	0.58	9,946	26.79	5.55
4	Glencore Ltd.	999, IM, 45	MTC	OB	28,000	\$63.17	\$7.74	\$70.91	0.65	12,354	5.93	9.10
5	Keystone Industries LLC	8, WV, 39	MTC	OB	3,645	\$65.21	\$15.46	\$80.67	0.73	12,582	9.17	7.79
6	Massey Utility Sales Company	8, WV, 5	MTC	B	10,916	\$41.51	\$28.63	\$70.14	1.40	11,646	14.46	6.41
7	Patriot Coal Sales	8, WV, 39	MTC	B	5,241	\$64.67	\$15.82	\$80.49	0.67	12,368	11.45	6.51
	Patriot Coal Sales	8, WV, 39	MTC	B	12,267	\$53.13	\$16.44	\$69.57	0.68	12,195	12.57	6.38
9	Thoroughbred Coal Co.	N/A	MTC	B	3,192	\$122.81	\$16.36	\$139.17	0.95	11,790	12.38	8.50
10	Traxys North America LLC	N/A	MTC	B	16,527	\$108.17	\$16.61	\$124.77	0.92	11,963	10.62	7.72
11	Trinity Coal Marketing LLC	8, WV, 19	MTC	B	20,680	\$47.50	\$15.75	\$63.25	0.71	9,771	25.41	8.02
12	Williamson Energy LLC	N/A	S	B	12,126	\$83.88	\$14.49	\$98.38	2.48	11,693	9.41	11.16

**DECLASSIFIED**

MONTHLY REPORT OF COST AND QUALITY OF COAL FOR ELECTRIC PLANTS  
ORIGIN, TONNAGE, DELIVERED PRICE AND AS RECEIVED QUALITY

**SPECIFIED  
CONFIDENTIAL**

1. Report for: Mo. 07/2008  
 2. Reporting Company: Florida Power Corporation  
 3. Plant Name: Transfer Facility - IMT

4. NAME, TITLE, TELEPHONE NUMBER OF CONTACT PERSON CONCERNING DATA  
 SUBMITTED ON THIS FORM: Kelly Irons, Business Financial Analyst, (919) 546-5028

5. Signature of Official Submitting Report :



Jon Putnam - Senior Business Financial Analyst

6. DATE COMPLETED: 9/11/2008

Line No.	Supplier Name	Mine Location	Purchase Type	Tons	F.O.B. Mine Price (\$/Ton)	Short Haul & Loading Charges (\$/Ton)	Original Invoice Price (\$/Ton)	Retro-active Price Inc(Dec) (\$/Ton)	Base Price (\$/Ton)	Quality Adjust-ments (\$/Ton)	Effective Purchase Price (\$/Ton)
(a)	(b)	(c)	(d)	(e)	(f)	(g)	(h)	(i)	(j)	(k)	(l)
1	Arch Coal Sales	17, CO, 29	S	7,152	\$83.25	N/A	\$83.25	\$0.00	\$83.25	\$4.28	\$87.53
2	Coalsales LLC	17, CO, 107	MTC	24,068	\$70.45	N/A	\$70.45	\$0.00	\$70.45	\$0.02	\$70.47
3	Emerald International (Coal)	N/A	S	9,707	\$47.10	N/A	\$47.10	\$0.00	\$47.10	\$0.00	\$47.10
4	Glencore Ltd.	999, IM, 45	MTC	28,000	\$63.00	N/A	\$63.00	\$0.00	\$63.00	\$0.17	\$63.17
5	Keystone Industries LLC	8, WV, 39	MTC	3,645	\$64.25	N/A	\$64.25	\$0.00	\$64.25	\$0.96	\$65.21
6	Massey Utility Sales Company	8, WV, 5	MTC	10,916	\$47.22	N/A	\$47.22	\$0.00	\$47.22	\$(5.71)	\$41.51
7	Patriot Coal Sales	8, WV, 39	S	5,241	\$64.32	N/A	\$64.32	\$0.00	\$64.32	\$0.35	\$64.67
8	Patriot Coal Sales	8, WV, 39	MTC	12,267	\$52.07	N/A	\$52.07	\$0.00	\$52.07	\$1.05	\$53.13
9	Thoroughbred Coal Co.	N/A	S	3,192	\$125.00	N/A	\$125.00	\$0.00	\$125.00	\$(2.19)	\$122.81
10	Traxys North America LLC	N/A	S	16,527	\$108.50	N/A	\$108.50	\$0.00	\$108.50	\$(0.33)	\$108.17
11	Trinity Coal Marketing LLC	8, WV, 19	S	20,680	\$47.50	N/A	\$47.50	\$0.00	\$47.50	\$0.00	\$47.50
12	Williamson Energy LLC	8, WV, 39	S	12,126	\$82.50	N/A	\$82.50	\$0.00	\$82.50	\$1.38	\$83.88

**DECLASSIFIED**


MONTHLY REPORT OF COST AND QUALITY OF COAL FOR ELECTRIC PLANTS  
ORIGIN, TONNAGE, DELIVERED PRICE AND AS RECEIVED QUALITY

**SPECIFIED  
CONFIDENTIAL**

1. Report for: Mo. 07/2008  
2. Reporting Company: Florida Power Corporation  
3. Plant Name: Transfer Facility - IMT

4. NAME, TITLE, TELEPHONE NUMBER OF CONTACT PERSON CONCERNING DATA  
SUBMITTED ON THIS FORM: Kelly Irons, Associate Business Financial Analyst, (919) 546-5028

5. Signature of Official Submitting Report :

  
Jon Putnam - Senior Business Financial Analyst

6. DATE COMPLETED: 9/11/2008

Line No.	Supplier Name	Mine Location	Shipping Point	Transportation Mode	Tons	Effective Purchase Price (\$/Ton)	Additional Shorhaul & Loading Charges (\$/Ton)	Rail Rate (\$/Ton)	Other Rail Charges (\$/Ton)	River Barge Rate (\$/Ton)	Trans-loading Rate (\$/Ton)	Ocean Barge Rate (\$/Ton)	Other Water Charges (\$/Ton)	Other Related Charges (\$/Ton)	Transportation Charges (\$/Ton)	F.O.B. Plant Price (\$/Ton)
(a)	(b)	(c)	(d)	(e)	(f)	(g)	(h)	(i)	(j)	(k)	(l)	(m)	(n)	(o)	(p)	(q)
1	Arch Coal Sales	17, CO, 29	West Elk, CO	B	7,152	\$87.53	N/A	N/A	N/A	\$13.88	\$1.80	N/A	\$0.00	N/A	\$15.68	\$103.21
2	Coalsales LLC	17, CO, 107	Twentymile, Co	B	24,068	\$70.47	N/A	N/A	N/A	\$13.88	\$1.80	N/A	\$7.57	N/A	\$23.25	\$93.72
3	Emerald International (Coal)	N/A	Emerald Swap	OB	9,707	\$47.10	N/A	N/A	N/A	N/A	\$0.00	N/A	\$0.00	N/A	\$0.00	\$47.10
4	Glencore Ltd.	999, IM, 45	La Jagua, S.A.	OB	28,000	\$63.17	N/A	N/A	N/A	N/A	\$3.75	N/A	\$0.25	N/A	\$7.74	\$70.91
5	Keystone Industries LLC	8, WV, 39	Marmet Dock,	B	3,645	\$65.21	N/A	N/A	N/A	\$14.56	\$0.90	N/A	\$0.00	N/A	\$15.46	\$80.67
6	Massey Utility Sales Company	8, WV, 5	Homer, WV	B	10,916	\$41.51	N/A	\$10.60	N/A	\$14.56	\$3.43	N/A	\$0.04	N/A	\$28.63	\$70.14
7	Patriot Coal Sales	8, WV, 39	Winifrede Dock,	B	5,241	\$64.67	N/A	N/A	N/A	\$14.56	\$1.16	N/A	\$0.09	N/A	\$15.82	\$80.49
8	Patriot Coal Sales	8, WV, 39	Kanawha Eagle	B	12,267	\$53.13	N/A	N/A	N/A	\$14.56	\$1.80	N/A	\$0.08	N/A	\$16.44	\$69.57
9	Thoroughbred Coal Co.	N/A	Riverway Dock,	B	3,192	\$122.81	N/A	N/A	N/A	\$14.56	\$1.80	N/A	\$0.00	N/A	\$16.36	\$139.17
10	Traxys North America LLC	N/A	Nymex Pool	B	16,527	\$108.17	N/A	N/A	N/A	\$14.56	\$1.80	N/A	\$0.25	N/A	\$16.61	\$124.77
11	Trinity Coal Marketing LLC	8, WV, 19	Deep Water	B	20,680	\$47.50	N/A	N/A	N/A	\$14.56	\$1.17	N/A	\$0.02	N/A	\$15.75	\$63.25
12	Williamson Energy LLC	N/A	Calvert City, TN	B	12,126	\$83.88	N/A	N/A	N/A	\$12.52	\$1.97	N/A	\$0.00	N/A	\$14.49	\$98.38

**DECLASSIFIED**


MONTHLY REPORT OF COST AND QUALITY OF COAL FOR ELECTRIC PLANTS  
 ORIGIN, TONNAGE, DELIVERED PRICE AND AS RECEIVED QUALITY

**SPECIFIED  
 CONFIDENTIAL**

1. Report for: Mo. 07/2008  
 2. Reporting Company: Florida Power Corporation  
 3. Plant Name: Transfer Facility - IMT

4. NAME, TITLE, TELEPHONE NUMBER OF CONTACT PERSON CONCERNING DATA  
 SUBMITTED ON THIS FORM: Kelly Irons, Associate Business Financial Analyst, (919) 546-5028

5. Signature of Official Submitting Report:

  
 Jon Putnam - Senior Business Financial Analyst

6. DATE COMPLETED: 9/11/2008

Line No.	Month Reported	Form Plant Name	Intended Generating Plant	Supplier Name	Original Line Number	Volume (tons)	Form No.	Column Title	Old Value	New Value	New F.O.B. Plant Price	Reason for Revision
(a)	(b)	(c)	(d)	(e)	(f)	(g)	(h)	(i)	(j)	(k)	(l)	(m)
NONE												

**DECLASSIFIED**

MONTHLY REPORT OF COST AND QUALITY OF COAL FOR ELECTRIC PLANTS  
ORIGIN, TONNAGE, DELIVERED PRICE AND AS RECEIVED QUALITY

**SPECIFIED  
CONFIDENTIAL**

1. Report for: Mo. 07/2008  
2. Reporting Company: Florida Power Corporation  
3. Plant Name: Transfer Facility - UBT

4. NAME, TITLE, TELEPHONE NUMBER OF CONTACT PERSON CONCERNING DATA  
SUBMITTED ON THIS FORM: Kelly Irons, Associate Business Financial Analyst, (919) 544-5028

5. Signature of Official Submitting Report :

*Jon Putnam*  
Jon Putnam - Senior Business Financial Analyst

6. DATE COMPLETED: 9/11/2008

Line No.	Supplier Name	Mine Location	Purchase Type	Transportation Mode	Tons	Effective Purchase Price (\$/Ton)	Total Transportation Cost (\$/Ton)	F.O.B. Plant Price (\$/Ton)	As Received Coal Quality			
									Percent Sulfur (%)	Btu Content (Btu/lb)	Percent Ash (%)	Percent Moisture (%)
(a)	(b)	(c)	(d)	(e)	(f)	(g)	(h)	(i)	(j)	(k)	(l)	(m)
1	Apex Coal Sales	8, WV, 45	MTC	B	3,620	\$32.17	\$14.57	\$46.74	0.51	9,417	30.35	5.46
2	Apex Coal Sales	8, WV, 45	S	B	5,451	\$39.89	\$14.57	\$54.46	0.51	8,471	36.16	5.20
3	Arch Coal Sales	17, CO, 29	S	B	7,617	\$87.53	\$13.88	\$101.41	0.47	12,350	8.73	6.25
4	Coalsales LLC	17, CO, 107	MTC	B	9,303	\$70.47	\$21.41	\$91.88	0.48	11,150	10.08	10.78
5	Constellation Energy Commodities Group Inc.	N/A	S	OB	14,627	\$125.56	\$0.00	\$125.56	0.80	12,127	13.18	6.65
6	Glencore Ltd.	999, IM, 45	MTC	OB	74,974	\$63.17	\$0.21	\$63.38	0.70	12,469	5.53	9.00
7	Keystone Industries LLC	8, WV, 39	MTC	B	3,490	\$65.21	\$14.56	\$79.77	0.71	12,174	11.05	8.55
8	Patriot Coal Sales	8, WV, 39	S	B	13,919	\$64.67	\$14.63	\$79.30	0.67	12,366	11.67	6.15
9	Patriot Coal Sales	8, WV, 39	MTC	B	9,127	\$53.13	\$14.64	\$67.77	0.68	12,204	12.78	6.22

**DECLASSIFIED**

MONTHLY REPORT OF COST AND QUALITY OF COAL FOR ELECTRIC PLANTS  
ORIGIN, TONNAGE, DELIVERED PRICE AND AS RECEIVED QUALITY

**SPECIFIED  
CONFIDENTIAL**

1. Report for: Mo. 07/2008  
 2. Reporting Company: Florida Power Corporation  
 3. Plant Name: Transfer Facility - UBT

4. NAME, TITLE, TELEPHONE NUMBER OF CONTACT PERSON CONCERNING DATA  
 SUBMITTED ON THIS FORM: Kelly Irons, Business Financial Analyst, (919) 546-5028

5. Signature of Official Submitting Report :

*Jon Putnam*  
 Jon Putnam - Senior Business Financial Analyst

6. DATE COMPLETED: 9/11/2008

Line No.	Supplier Name	Mine Location	Purchase Type	Tons	F.O.B. Mine Price (\$/Ton)	Short Haul & Loading Charges (\$/Ton)	Original Invoice Price (\$/Ton)	Retro-active Price Inc(Dec) (\$/Ton)	Base Price (\$/Ton)	Quality Adjust-ments (\$/Ton)	Effective Purchase Price (\$/Ton)
(a)	(b)	(c)	(d)	(e)	(f)	(g)	(h)	(i)	(j)	(k)	(l)
1	Apex Coal Sales	8, WV, 45	MTC	3,620	\$34.50	N/A	\$34.50	\$0.00	\$34.50	\$(2.33)	\$32.17
2	Apex Coal Sales	8, WV, 45	S	5,451	\$40.50	N/A	\$40.50	\$0.00	\$40.50	\$(0.61)	\$39.89
3	Arch Coal Sales	17, CO, 29	S	7,617	\$83.25	N/A	\$83.25	\$0.00	\$83.25	\$4.28	\$87.53
4	Coalsales LLC	17, CO, 107	MTC	9,303	\$70.45	N/A	\$70.45	\$0.00	\$70.45	\$0.02	\$70.47
5	Constellation Energy Commodities Group Inc.	N/A	S	14,627	\$124.00	N/A	\$124.00	\$0.00	\$124.00	\$1.56	\$125.56
6	Glencore Ltd.	999, IM, 45	MTC	74,974	\$63.00	N/A	\$63.00	\$0.00	\$63.00	\$0.17	\$63.17
7	Keystone Industries LLC	8, WV, 39	MTC	3,490	\$64.25	N/A	\$64.25	\$0.00	\$64.25	\$0.96	\$65.21
8	Patriot Coal Sales	8, WV, 39	S	13,919	\$64.32	N/A	\$64.32	\$0.00	\$64.32	\$0.35	\$64.67
9	Patriot Coal Sales	8, WV, 39	MTC	9,127	\$52.07	N/A	\$52.07	\$0.00	\$52.07	\$1.05	\$53.13

**DECLASSIFIED**

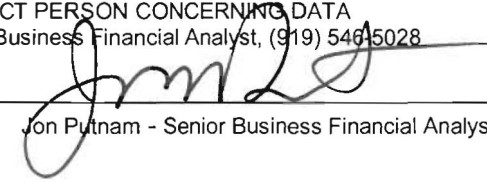


MONTHLY REPORT OF COST AND QUALITY OF COAL FOR ELECTRIC PLANTS  
ORIGIN, TONNAGE, DELIVERED PRICE AND AS RECEIVED QUALITY

**SPECIFIED  
CONFIDENTIAL**

1. Report for: Mo. 07/2008  
 2. Reporting Company: Florida Power Corporation  
 3. Plant Name: Transfer Facility - UBT

4. NAME, TITLE, TELEPHONE NUMBER OF CONTACT PERSON CONCERNING DATA  
 SUBMITTED ON THIS FORM: Kelly Irons, Associate Business Financial Analyst, (919) 546-5028

5. Signature of Official Submitting Report :   
 Jon Putnam - Senior Business Financial Analyst

6. DATE COMPLETED: 9/11/2008

Line No.	Supplier Name	Mine Location	Shipping Point	Transportation Mode	Tons	Effective Purchase Price (\$/Ton)	Additional Shorthaul & Loading Charges (\$/Ton)	Rail Rate (\$/Ton)	Other Rail Charges (\$/Ton)	River Barge Rate (\$/Ton)	Trans-loading Rate (\$/Ton)	Ocean Barge Rate (\$/Ton)	Other Water Charges (\$/Ton)	Other Related Charges (\$/Ton)	Transportation Charges (\$/Ton)	F.O.B. Plant Price (\$/Ton)
(a)	(b)	(c)	(d)	(e)	(f)	(g)	(h)	(i)	(j)	(k)	(l)	(m)	(n)	(o)	(p)	(q)
1	Apex Coal Sales	8, WV, 45	Amherstdale, WV	B	3,620	\$32.17	N/A	N/A	N/A	\$14.56	\$0.00	N/A	\$0.01	N/A	\$14.57	\$46.74
2	Apex Coal Sales	8, WV, 45	Amherstdale, WV	B	5,451	\$39.89	N/A	N/A	N/A	\$14.56	\$0.00	N/A	\$0.01	N/A	\$14.57	\$54.46
3	Arch Coal Sales	17, CO, 29	West Elk, CO	B	7,617	\$87.53	N/A	N/A	N/A	\$13.88	\$0.00	N/A	\$0.00	N/A	\$13.88	\$101.41
4	Coalsales LLC	17, CO, 107	Twentymile, Co	B	9,303	\$70.47	N/A	N/A	N/A	\$13.88	\$0.00	N/A	\$7.53	N/A	\$21.41	\$91.88
5	Constellation Energy Commodities Group	N/A	Nymex Pool	OB	14,627	\$125.56	N/A	N/A	N/A	N/A	\$0.00	N/A	\$0.00	N/A	\$0.00	\$125.56
6	Glencore Ltd.	999, IM, 45	La Jagua, S.A.	OB	74,974	\$63.17	N/A	N/A	N/A	N/A	\$0.00	N/A	\$0.21	N/A	\$0.21	\$63.38
7	Keystone Industries LLC	8, WV, 39	Marmet Dock,	B	3,490	\$65.21	N/A	N/A	N/A	\$14.56	\$0.00	N/A	\$0.00	N/A	\$14.56	\$79.77
8	Patriot Coal Sales	8, WV, 39	Winifrede Dock,	B	13,919	\$64.67	N/A	N/A	N/A	\$14.56	\$0.00	N/A	\$0.07	N/A	\$14.63	\$79.30
9	Patriot Coal Sales	8, WV, 39	Kanawha Eagle	B	9,127	\$53.13	N/A	N/A	N/A	\$14.56	\$0.00	N/A	\$0.08	N/A	\$14.64	\$67.77

**DECLASSIFIED**

MONTHLY REPORT OF COST AND QUALITY OF COAL FOR ELECTRIC PLANTS  
 ORIGIN, TONNAGE, DELIVERED PRICE AND AS RECEIVED QUALITY

**SPECIFIED  
 CONFIDENTIAL**

1. Report for: Mo. 07/2008  
 2. Reporting Company: Florida Power Corporation  
 3. Plant Name: Transfer Facility - UBT

4. NAME, TITLE, TELEPHONE NUMBER OF CONTACT PERSON CONCERNING DATA  
 SUBMITTED ON THIS FORM: Kelly Irons, Associate Business Financial Analyst, (919) 546-5028

5. Signature of Official Submitting Report:

  
 Jon Putnam - Senior Business Financial Analyst

6. DATE COMPLETED: 9/11/2008

Line No.	Month Reported	Form Plant Name	Intended Generating Plant	Supplier Name	Original Line Number	Volume (tons)	Form No.	Column Title	Old Value	New Value	New F.O.B. Plant Price	Reason for Revision
(a)	(b)	(c)	(d)	(e)	(f)	(g)	(h)	(i)	(j)	(k)	(l)	(m)
NONE												

**DECLASSIFIED**