

# AUSLEY & MCMULLEN

ATTORNEYS AND COUNSELORS AT LAW

227 SOUTH CALHOUN STREET  
P.O. BOX 391 (ZIP 32302)  
TALLAHASSEE, FLORIDA 32301  
(850) 224-9115 FAX (850) 222-7560

October 15, 2008

HAND DELIVERED

RECEIVED-FPSC  
08 OCT 15 PM 2:21  
COMMISSION  
CLERK

Ms. Ann Cole, Director  
Office of Commission Clerk  
Florida Public Service Commission  
2540 Shumard Oak Boulevard  
Tallahassee, Florida 32399-0850

Re: Fuel and Purchased Power Cost Recovery Clause  
and Generating Performance Incentive Factor;  
FPSC Docket No. 080001-EI

Dear Ms. Cole:

Enclosed for filing in the above-styled docket are the original and ten (10) copies of Tampa Electric Company's Forms 423-1, 423-1(a), 423-1(b), 423-2, 423-2(a), 423-2(b) and 423-2(c) for the month of August 2008. Portions of Forms 423-1(a), 423-2, 423-2(a) and 423-2(b) have been whited out to delete certain confidential proprietary business information which is the subject of a separate request for specified confidential treatment being simultaneously filed herewith.

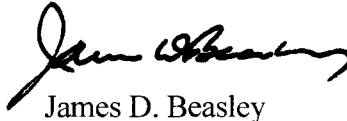
Please acknowledge receipt and filing of the above by stamping the duplicate copy of this letter and returning same to this writer.

COM  
ECR

GCL  
OPC  
RCP  
SSC  
SGA  
ADM  
CLK

Thank you for your assistance in connection with this matter.

Sincerely,



James D. Beasley

JDB/pp  
Enclosures

cc: All Parties of Record (w/o enc.)

DOCUMENT NUMBER-DATE  
09808 OCT 15 8  
FPSC-COMMISSION CLERK


MONTHLY REPORT OF COST AND QUALITY OF FUEL OIL FOR ELECTRIC PLANTS  
ORIGIN, VOLUME, DELIVERED PRICE AND AS RECEIVED QUALITY

1. Reporting Month: August Year: 2008

2. Reporting Company: Tampa Electric Company

3. Name, Title & Telephone Number of Contact Person Concerning Data  
Submitted on this Form: Jeffrey Chronister, Assistant Controller  
(813) - 228 - 1609

4. Signature of Official Submitting Report:



Jeffrey Chronister, Assistant Controller

5. Date Completed: October 15, 2008

Line No. (a)	Plant Name (b)	Supplier Name (c)	Shipping Point (d)	Purchase Type (e)	Delivery Location (f)	Delivery Date (g)	Type Oil (h)	Sulfur Content % (i)	BTU Content (BTU/Gal) (j)	Volume (Bbls) (k)	Delivered Price (\$/Bbl) (l)
1.	Polk	Transmontaigne	Manatee	MTC	Polk	08/06/08	F02	*	*	736.12	\$143.83
2.	Polk	Transmontaigne	Manatee	MTC	Polk	08/08/08	F02	*	*	181.57	\$138.55
3.	Polk	Transmontaigne	Manatee	MTC	Polk	08/09/08	F02	*	*	717.29	\$138.54
4.	Polk	Transmontaigne	Manatee	MTC	Polk	08/11/08	F02	*	*	181.62	\$138.12
5.	Polk	Transmontaigne	Manatee	MTC	Polk	08/25/08	F02	*	*	731.86	\$139.99
6.	Polk	Transmontaigne	Manatee	MTC	Polk	08/26/08	F02	*	*	1,085.88	\$143.22
7.	Polk	Transmontaigne	Manatee	MTC	Polk	08/27/08	F02	*	*	731.81	\$145.14
8.	Phillips	Transmontaigne	Manatee	MTC	Phillips	08/18/08	F02	*	*	353.76	\$136.37
9.	Phillips	Transmontaigne	Manatee	MTC	Phillips	08/28/08	F02	*	*	176.64	\$141.02

\* No analysis taken  
FPSC FORM 423-1 (2/87)

DOCUMENT NUMBER-DATE


09808 OCT 15 08

FPSC-COMMISSION CLERK

MONTHLY REPORT OF COST AND QUALITY OF FUEL OIL FOR ELECTRIC PLANTS  
 DETAIL OF INVOICE AND TRANSPORTATION CHARGES

1. Reporting Month: August Year: 2008  
 2. Reporting Company: Tampa Electric Company

3. Name, Title & Telephone Number of Contact Person Concerning Data  
 Submitted on this Form: Jeffrey Chronister, Assistant Controller  
 (813) - 228 - 1609

4. Signature of Official Submitting Report:   
 Jeffrey Chronister, Assistant Controller

5. Date Completed: October 15, 2008

Line No. (a)	Plant Name (b)	Supplier Name (c)	Delivery Location (d)	Delivery Date (e)	Type Oil (f)	Volume (Bbls) (g)	Invoice Price (\$/Bbl) (h)	Invoice Amount \$ (i)	Discount \$ (j)	Net Amount \$ (k)	Net Price (\$/Bbl) (l)	Quality Adjust. (\$/Bbl) (m)	Effective Purchase Price (\$/Bbl) (n)	Transport to Terminal (\$/Bbl) (o)	Add'l Transport Charges (\$/Bbl) (p)	Other Charges (\$/Bbl) (q)	Delivered Price (\$/Bbl) (r)
1.	Polk	Transmontaigne	Polk	08/06/08	F02	736.12									\$0.00	\$0.00	\$143.83
2.	Polk	Transmontaigne	Polk	08/08/08	F02	181.57									\$0.00	\$0.00	\$138.55
3.	Polk	Transmontaigne	Polk	08/09/08	F02	717.29									\$0.00	\$0.00	\$138.54
4.	Polk	Transmontaigne	Polk	08/11/08	F02	181.62									\$0.00	\$0.00	\$138.12
5.	Polk	Transmontaigne	Polk	08/25/08	F02	731.86									\$0.00	\$0.00	\$139.99
6.	Polk	Transmontaigne	Polk	08/26/08	F02	1,085.88									\$0.00	\$0.00	\$143.22
7.	Polk	Transmontaigne	Polk	08/27/08	F02	731.81									\$0.00	\$0.00	\$145.14
8.	Phillips	Transmontaigne	Phillips	08/18/08	F02	353.76									\$0.00	\$0.00	\$136.37
9.	Phillips	Transmontaigne	Phillips	08/28/08	F02	176.64									\$0.00	\$0.00	\$141.02

\* No analysis Taken  
 FPSC FORM 423-1(a) (2/87)

MONTHLY REPORT OF COST AND QUALITY OF FUEL OIL FOR ELECTRIC PLANTS  
 REPORT OF ADJUSTMENTS TO PREVIOUS OIL DELIVERIES

1. Reporting Month: August Year: 2008  
 2. Reporting Company: Tampa Electric Company

3. Name, Title & Telephone Number of Contact Person Concerning Data  
 Submitted on this Form: Jeffrey Chronister, Assistant Controller Financial Reporting  
 (813) - 228 - 1609


4. Signature of Official Submitting Report:   
 Jeffrey Chronister, Assistant Controller

5. Date Completed: October 15, 2008

Line No. (a)	Month Reported (b)	Form Plant Name (c)	Supplier (d)	Original Line Number (e)	Old Volume (Bbls) (f)	Form No. (g)	Column Designator & Title (h)	Old Value (i)	New Value (j)	New Delivered Price (\$/Bbls) (k)	Reason for Revision (l)
1.	None.										

MONTHLY REPORT OF COST AND QUALITY OF COAL FOR ELECTRIC PLANTS  
ORIGIN, TONNAGE, DELIVERED PRICE AND AS RECEIVED QUALITY

1. Reporting Month: August Year: 2008  
 2. Reporting Company: Tampa Electric Company  
 3. Plant Name: United Maritime Group - Big Bend Station (1)

4. Name, Title & Telephone Number of Contact Person Concerning Data  
 Submitted on this Form: Jeffrey Chronister, Assistant Controller  
 (813) - 228 - 1609  
 5. Signature of Official Submitting Form:   
 Jeffrey Chronister, Assistant Controller  
 6. Date Completed: October 15, 2008

Line No. (a)	Supplier Name (b)	Mine Location (c)	Purchase Type (d)	Transport Mode (e)	Tons (f)	Effective Purchase Price (\$/Ton) (g)	Total Transport Charges (\$/Ton) (h)	Delivered Price Transfer Facility (\$/Ton) (i)	As Received Coal Quality			
									Sulfur Content % (j)	BTU Content (BTU/lb) (k)	Ash Content % (l)	Moisture Content % (m)
1.	Alliance Coal	10,IL,193	LTC	RB	38,261.49			\$52.65	2.61	11,653	7.63	12.09
2.	Coal Sales	10,IL,157	LTC	RB	38,850.70			\$47.96	3.04	10,996	9.20	13.19
3.	Dodge Hill Mining	9,KY,225	LTC	RB	29,638.50			\$60.90	2.59	12,684	9.52	6.25
4.	Dodge Hill Mining	10,IL,59	LTC	RB	6,331.70			\$60.39	2.59	12,684	9.52	6.25
5.	Dodge Hill Mining	9,KY,225	LTC	RB	9,599.50			\$60.52	2.81	12,552	10.06	6.41
6.	Dodge Hill Mining	10,IL,59	LTC	RB	4,871.20			\$60.01	2.81	12,552	10.06	6.41
7.	Knight Hawk	10,IL,77&145	S	RB	26,035.96			\$44.72	3.14	11,157	9.59	12.00
8.	Oxbow Mining	17,CO,51	LTC	RB	23,779.25			\$83.41	0.48	12,145	9.41	7.18
9.	Coal Sales	10,IL,165	LTC	RB	32,546.30			\$62.54	3.02	12,260	8.74	8.29
10.	Knight Hawk	10,IL,77&145	LTC	RB	33,909.74			\$49.84	3.27	11,154	9.82	11.68
11.	Dodge Hill Mining	10,IL,59	LTC	RB	8,069.70			\$58.93	2.90	12,533	9.71	6.24
12.	Dodge Hill Mining	9,KY,225	LTC	RB	10,789.90			\$59.44	2.90	12,533	9.71	6.24
13.	SMCC	9, KY, 233	S	RB	16,709.80			\$60.28	2.95	11,498	11.86	9.33
14.	Phoenix	9,KY,177	S	RB	22,279.20			\$49.74	3.73	11,310	10.93	10.77
15.	Phoenix	9,KY,177	S	RB	3,067.00			\$65.65	3.73	11,310	10.93	10.77
16.	Emerald	4,OH,13	S	RB	49,237.60			\$108.30	4.68	12,602	9.38	5.39
17.	Emerald	9,KY,59	S	OB	1,775.30			\$70.00	3.91	11,176	9.06	14.31
18.	Emerald	4,OH,13	S	OB	19,509.30			\$114.00	4.68	12,602	9.38	5.39
19.	Williamson Energy	10,IL,199	S	RB	12,165.00			\$48.40	2.45	11,772	9.98	9.86

(1) As United Maritime Group Terminal Transfer Facility is a central storage site for coal prior to its delivery to the power plant, the coal from suppliers noted on this schedule is usually delivered to Big Bend Station but co


MONTHLY REPORT OF COST AND QUALITY OF COAL FOR ELECTRIC PLANTS  
 DETAILED PURCHASED COAL INVOICE INFORMATION

1. Reporting Month: August Year: 2008

2. Reporting Company: Tampa Electric Company

3. Plant Name: United Maritime Group - Big Bend Station (1)

4. Name, Title & Telephone Number of Contact Person Concerning Data  
 Submitted on this Form: Jeffrey Chronister, Assistant Controller  
 (813) - 228 - 1609

5. Signature of Official Submitting Form:   
 Jeffrey Chronister, Assistant Controller

6. Date Completed: October 15, 2008


Line No. (a)	Supplier Name (b)	Mine Location (c)	Purchase Type (d)	Tons (e)	F.O.B. (2) Mine Price (\$/Ton) (f)	Shorthaul & Loading Charges (\$/Ton) (g)	Original Invoice Price (\$/Ton) (h)	Retro- active Price Adjustments (\$/Ton) (i)	Base Price (\$/Ton) (j)	Quality Adjust- ments (\$/Ton) (k)	Effective Purchase Price (\$/Ton) (l)
1.	Alliance Coal	10,IL,193	LTC	38,261.49	N/A	\$0.00		\$1.18		\$0.00	
2.	Coal Sales	10,IL,157	LTC	38,850.70	N/A	\$0.00		\$0.10		\$0.00	
3.	Dodge Hill Mining	9,KY,225	LTC	29,638.50	N/A	\$0.00		\$0.00		\$2.24	
4.	Dodge Hill Mining	10,IL,59	LTC	6,331.70	N/A	\$0.00		\$0.00		\$2.24	
5.	Dodge Hill Mining	9,KY,225	LTC	9,599.50	N/A	\$0.00		\$0.00		\$1.36	
6.	Dodge Hill Mining	10,IL,59	LTC	4,871.20	N/A	\$0.00		\$0.00		\$1.36	
7.	Knight Hawk	10,IL,77&145	S	26,035.96	N/A	\$0.00		\$0.00		\$0.00	
8.	Oxbow Mining	17,CO,51	LTC	23,779.25	N/A	\$0.00		\$6.69		\$0.00	
9.	Coal Sales	10,IL,165	LTC	32,546.30	N/A	\$0.00		\$0.00		\$0.00	
10.	Knight Hawk	10,IL,77&145	LTC	33,909.74	N/A	\$0.00		\$0.00		\$0.00	
11.	Dodge Hill Mining	10,IL,59	LTC	8,069.70	N/A	\$0.00		\$0.00		\$2.67	
12.	Dodge Hill Mining	9,KY,225	LTC	10,789.90	N/A	\$0.00		\$0.00		\$2.67	
13.	SMCC	9, KY, 233	S	16,709.80	N/A	\$0.00		\$8.38		\$0.00	
14.	Phoenix	9,KY,177	S	22,279.20	N/A	\$0.00		\$0.00		\$0.00	
15.	Phoenix	9,KY,177	S	3,067.00	N/A	\$0.00		\$0.00		\$0.00	
16.	Emerald	4,OH,13	S	49,237.60	N/A	\$0.00		\$0.00		\$0.00	
17.	Emerald	9,KY,59	S	1,775.30	N/A	\$0.00		\$0.00		\$0.00	
18.	Emerald	4,OH,13	S	19,509.30	N/A	\$0.00		\$0.00		\$0.00	
19.	Williamson Energy	10,IL,199	S	12,165.00	N/A	\$0.00		\$0.00		\$0.00	

(1) As United Maritime Group Terminal Transfer Facility is a central storage site for coal prior to its delivery to the power plant, the coal from suppliers noted on this schedule is usually delivered to Big Bend Station but coal

(2) Tampa Electric purchases coal F.O.B. shipping point or F.O.B. destination.

MONTHLY REPORT OF COST AND QUALITY OF COAL FOR ELECTRIC PLANTS  
 DETAIL OF TRANSPORTATION CHARGES

1. Reporting Month: August Year: 2008  
 2. Reporting Company: Tampa Electric Company  
 3. Plant Name: United Maritime Group - Big Bend Station (1)

4. Name, Title & Telephone Number of Contact Person Concerning Data  
 Submitted on this Form: Jeffrey Chronister, Assistant Controller  
 (813) - 228 - 1609  
 5. Signature of Official Submitting Form:   
 Jeffrey Chronister, Assistant Controller  
 6. Date Completed: October 15, 2008

Line No. (a)	Supplier Name (b)	Mine Location (c)	Shipping Point (d)	Transport Mode (e)	Tons (f)	Rail Charges		Waterborne Charges					Total Transportation Charges (p)	Delivered Price Transfer Facility (q)	
						(2) Effective Purchase Price (\$/Ton) (g)	Add'l Shorthaul & Loading Charges (\$/Ton) (h)	Rail Rate (\$/Ton) (i)	Other Rail Charges (\$/Ton) (j)	River Barge Rate (\$/Ton) (k)	Trans-loading Rate (\$/Ton) (l)	Ocean Barge Rate (\$/Ton) (m)			Other Water Charges (\$/Ton) (n)
1.	Alliance Coal	10,IL,193	White Cnty., IL	RB	38,261.49	\$0.00	\$0.00								\$52.65
2.	Coal Sales	10,IL,157	Randolph Cnty., IL	RB	38,850.70	\$0.00	\$0.00								\$47.96
3.	Dodge Hill Mining	9,KY,225	Union Cnty., KY	RB	29,638.50	\$0.00	\$0.00								\$60.90
4.	Dodge Hill Mining	10,IL,59	Gallatin Cnty., IL	RB	6,331.70	\$0.00	\$0.00								\$60.39
5.	Dodge Hill Mining	9,KY,225	Union Cnty, KY	RB	9,599.50	\$0.00	\$0.00								\$60.52
6.	Dodge Hill Mining	10,IL,59	Gallatin Cnty., IL	RB	4,871.20	\$0.00	\$0.00								\$60.01
7.	Knight Hawk	10,IL,77&145	Jackson & Perry Cnty., IL	RB	26,035.96	\$0.00	\$0.00								\$44.72
8.	Oxbow Mining	17,CO,51	Gunnison Cnty., CO	RB	23,779.25	\$0.00	\$0.00								\$83.41
9.	Coal Sales	10,IL,165	Saline Cnty., IL	RB	32,546.30	\$0.00	\$0.00								\$62.54
10.	Knight Hawk	10,IL,77&145	Jackson & Perry Cnty., IL	RB	33,909.74	\$0.00	\$0.00								\$49.84
11.	Dodge Hill Mining	10,IL,59	Gallatin Cnty., IL	RB	8,069.70	\$0.00	\$0.00								\$58.93
12.	Dodge Hill Mining	9,KY,225	Union Cnty., KY	RB	10,789.90	\$0.00	\$0.00								\$59.44
13.	SMCC	9, KY, 233	Webster Cnty., KY	RB	16,709.80	\$0.00	\$0.00								\$60.28
14.	Phoenix	9,KY,177	Muhlenberg Cnty., KY	RB	22,279.20	\$0.00	\$0.00								\$49.74
15.	Phoenix	9,KY,177	Crittenden Cnty., KY	RB	3,067.00	\$0.00	\$0.00								\$65.65
16.	Emerald	4,OH,13	Belmont Cnty., OH	RB	49,237.60	\$0.00	\$0.00								\$108.30
17.	Emerald	9,KY,59	Daviess Cnty., KY	OB	1,775.30	\$0.00	\$0.00								\$70.00
18.	Emerald	4,OH,13	Belmont Cnty., OH	OB	19,509.30	\$0.00	\$0.00								\$114.00
19.	Williamson Energy	10,IL,199	Williamson Cnty., IL	RB	12,165.00	\$0.00	\$0.00								\$48.40

(1) As United Maritime Group Terminal Transfer Facility is a central storage site for coal prior to its delivery to the power plant, the coal from suppliers noted on this schedule is usually delivered to Big Bend Station but could ultimately  
 (2) Tampa Electric purchases coal F.O.B. shipping point or F.O.B. destination.


MONTHLY REPORT OF COST AND QUALITY OF COAL FOR ELECTRIC PLANTS  
ORIGIN, TONNAGE, DELIVERED PRICE AND AS RECEIVED QUALITY

1. Reporting Month: August Year: 2008

2. Reporting Company: Tampa Electric Company

3. Plant Name: United Maritime Group Transfer Facility - Polk Station (1)

4. Name, Title & Telephone Number of Contact Person Concerning Data  
Submitted on this Form: Jeffrey Chronister, Assistant Controller  
(813) 228 - 1609

5. Signature of Official Submitting Form:   
Jeffrey Chronister, Assistant Controller

6. Date Completed: October 15, 2008

Line No. (a)	Supplier Name (b)	Mine Location (c)	Purchase Type (d)	Transport Mode (e)	Tons (f)	Effective Purchase Price (\$/Ton) (g)	Total Transport Charges (\$/Ton) (h)	Delivered Price Transfer Facility (\$/Ton) (i)	As Received Coal Quality			
									Sulfur Content % (j)	BTU Content (BTU/lb) (k)	Ash Content % (l)	Moisture Content % (m)
1.	Oxbow Petcoke	N/A	S	RB	43,574.16			\$41.03	4.93	14,102	0.32	6.87

(1) As United Maritime Group Transfer Facility is a central storage site for coal prior to its delivery to the power plant, the coal from suppliers noted on this schedule is delivered to Polk Station but could ultimately be delivered to Big Bend Station.



MONTHLY REPORT OF COST AND QUALITY OF COAL FOR ELECTRIC PLANTS  
 DETAILED PURCHASED COAL INVOICE INFORMATION


1. Reporting Month: August Year: 2008

2. Reporting Company: Tampa Electric Company

3. Plant Name: United Maritime Group Transfer Facility - Polk Station (1)

4. Name, Title & Telephone Number of Contact Person Concerning Data  
 Submitted on this Form: Jeffrey Chronister, Manager Financial Reporting  
 (813) - 228 - 1609

5. Signature of Official Submitting Form:

  
 Jeffrey Chronister, Assistant Controller

6. Date Completed: October 15, 2008

Line No. (a)	Supplier Name (b)	Mine Location (c)	Purchase Type (d)	Tons (e)	F.O.B.(2) Mine Price (\$/Ton) (f)	Shorthaul & Loading Charges (\$/Ton) (g)	Original Invoice Price (\$/Ton) (h)	Retro-active Price Adjustments (\$/Ton) (i)	Base Price (\$/Ton) (j)	Quality Adjustments (\$/Ton) (k)	Effective Purchase Price (\$/Ton) (l)
1.	Oxbow Petcoke	N/A	S	43,574.16	N/A	\$0.00		\$0.00		\$0.00	

(1) As United Maritime Group Transfer Facility is a central storage site for coal prior to its delivery to the power plant, the coal from suppliers noted on this schedule is delivered to Polk Station but could ultimately be delivered to Big Bend Station.

(2) Tampa Electric purchases coal F.O.B. shipping point or F.O.B. destination.

MONTHLY REPORT OF COST AND QUALITY OF COAL FOR ELECTRIC PLANTS  
 DETAIL OF TRANSPORTATION CHARGES

1. Reporting Month: August Year: 2008

2. Reporting Company: Tampa Electric Company

3. Plant Name: United Maritime Group Transfer Facility - Polk Station (1)

4. Name, Title & Telephone Number of Contact Person Concerning Data

Submitted on this Form: Jeffrey Chronister, Assistant Controller  
 (813) 228 - 1609

5. Signature of Official Submitting Form:



Jeffrey Chronister, Assistant Controller

6. Date Completed: October 15, 2008


Line No. (a)	Supplier Name (b)	Mine Location (c)	Shipping Point (d)	Transport Mode (e)	Tons (f)	Effective Purchase Price (\$/Ton) (g)	Add'l Shorthaul & Loading Charges (\$/Ton) (h)	Rail Charges		Waterborne Charges					Total Transportation Charges (\$/Ton) (p)	Delivered Price Transfer Facility (\$/Ton) (q)	
								Rail Rate (\$/Ton) (i)	Other Rail Charges (\$/Ton) (j)	River Barge Rate (\$/Ton) (k)	Trans-loading Rate (\$/Ton) (l)	Ocean Barge Rate (\$/Ton) (m)	Other Water Charges (\$/Ton) (n)	Other Related Charges (\$/Ton) (o)			
1.	Oxbow Petcoke	N/A	Davant, La.	RB	43,574.16		\$0.00		\$0.00								\$41.03

(1) As United Maritime Group Transfer Facility is a central storage site for coal prior to its delivery to the power plant, the coal from suppliers noted on this schedule is delivered to Polk Station but could ultimately be delivered to Big Bend Station.

MONTHLY REPORT OF COST AND QUALITY OF COAL FOR ELECTRIC PLANTS  
ORIGIN, TONNAGE, DELIVERED PRICE AND AS RECEIVED QUALITY

- 1. Reporting Month: August Year: 2008
- 2. Reporting Company: Tampa Electric Company
- 3. Plant Name: Big Bend Station

4. Name, Title & Telephone Number of Contact Person Concerning Data  
Submitted on this Form: Jeffrey Chronister, Assistant Controller  
(813) - 228 - 1609

5. Signature of Official Submitting Form:   
Jeffrey Chronister, Assistant Controller


6. Date Completed: October 15, 2008

Line No. (a)	Supplier Name (b)	Mine Location (c)	Purchase Type (d)	Transport Mode (e)	Tons (f)	Effective Purchase Price (\$/Ton) (g)	Total Transport Charges (\$/Ton) (h)	FOB Plant Price (\$/Ton) (i)	Sulfur Content % (j)	BTU Content (BTU/lb) (k)	Ash Content % (l)	Moisture Content % (m)
1.	Transfer Facility - Big Bend	N/A	N/A	OB	341,033.00			\$75.24	3.21	11,624	9.30	10.63
2.	Transfer Facility - Polk	N/A	N/A	OB	53,711.00			\$54.74	4.91	14,298	0.36	5.33

MONTHLY REPORT OF COST AND QUALITY OF COAL FOR ELECTRIC PLANTS  
 DETAILED PURCHASED COAL INVOICE INFORMATION

- 1. Reporting Month: August Year: 2008
- 2. Reporting Company: Tampa Electric Company
- 3. Plant Name: Big Bend Station

4. Name, Title & Telephone Number of Contact Person Concerning Data  
 Submitted on this Form: Jeffrey Chronister, Assistant Controller  
 (813) - 228 - 1609


5. Signature of Official Submitting Form:   
 Jeffrey Chronister, Assistant Controller

6. Date Completed: October 15, 2008

Line No. (a)	Supplier Name (b)	Mine Location (c)	Purchase Type (d)	Tons (e)	F.O.B. Mine Price (\$/Ton) (f)	Shorthaul & Loading Charges (\$/Ton) (g)	Original Invoice Price (\$/Ton) (h)	Retro-active Price Adjustments (\$/Ton) (i)	Base Price (\$/Ton) (j)	Quality Adjustments (\$/Ton) (k)	Effective Purchase Price (\$/Ton) (l)
1.	Transfer Facility - Big Bend	N/A	N/A	341,033.00	N/A	\$0.00		\$0.00		\$0.00	
2.	Transfer Facility - Polk	N/A	N/A	53,711.00	N/A	\$0.00		\$0.00		\$0.00	

MONTHLY REPORT OF COST AND QUALITY OF COAL FOR ELECTRIC PLANTS  
 DETAIL OF TRANSPORTATION CHARGES

1. Reporting Month: August Year: 2008  
 2. Reporting Company: Tampa Electric Company  
 3. Plant Name: Big Bend Station

4. Name, Title & Telephone Number of Contact Person Concerning Data  
 Submitted on this Form: Jeffrey Chronister, Assistant Controller  
 (813) - 228 - 1609  
 5. Signature of Official Submitting Form:   
 Jeffrey Chronister, Assistant Controller  
 6. Date Completed: October 15, 2008

Line No. (a)	Supplier Name (b)	Mine Location (c)	Shipping Point (d)	Transport Mode (e)	Tons (f)	Effective Purchase Price (\$/Ton) (g)	Add'l Shorthaul & Loading Charges (\$/Ton) (h)	Rail Rate (\$/Ton) (i)	Other Rail Charges (\$/Ton) (j)	River Barge Rate (\$/Ton) (k)	Trans-loading Rate (\$/Ton) (l)	Ocean Barge Rate (\$/Ton) (m)	Other Water Charges (\$/Ton) (n)	Other Related Charges (\$/Ton) (o)	Total Transportation Charges (\$/Ton) (p)	FOB Plant Price (\$/Ton) (q)
1.	Transfer Facility - Big Bend	N/A	Davant, La.	OB	341,033.00		\$0.00		\$0.00							\$75.24
2.	Transfer Facility - Polk	N/A	Davant, La.	OB	53,711.00		\$0.00		\$0.00							\$54.74

MONTHLY REPORT OF COST AND QUALITY OF COAL FOR ELECTRIC PLANTS  
ORIGIN, TONNAGE, DELIVERED PRICE AND AS RECEIVED QUALITY

- 1. Reporting Month: August Year: 2008
- 2. Reporting Company: Tampa Electric Company
- 3. Plant Name: Polk Station

4. Name, Title & Telephone Number of Contact Person Concerning Data  
Submitted on this Form: Jeffrey Chronister, Assistant Controller  
(813) 228 - 1609

5. Signature of Official Submitting Form:   
Jeffrey Chronister, Assistant Controller

6. Date Completed: October 15, 2008

Line No. (a)	Supplier Name (b)	Mine Location (c)	Purchase Type (d)	Transport Mode (e)	Tons (f)	Effective Purchase Price (\$/Ton) (g)	Total Transport Charges (\$/Ton) (h)	FOB Plant Price (\$/Ton) (i)	As Received Coal Quality			
									Sulfur Content % (j)	BTU Content (BTU/lb) (k)	Ash Content % (l)	Moisture Content % (m)
1.	Transfer facility	N/A	N/A	OB	61,314.30			\$4.63	0.00	0.00	0.00	0.00

MONTHLY REPORT OF COST AND QUALITY OF COAL FOR ELECTRIC PLANTS  
 DETAILED PURCHASED COAL INVOICE INFORMATION

1. Reporting Month: August Year: 2008

2. Reporting Company: Tampa Electric Company

3. Plant Name: Polk Station

4. Name, Title & Telephone Number of Contact Person Concerning Data

Submitted on this Form: Jeffrey Chronister, Assistant Controller  
 (813) 228 - 1609

5. Signature of Official Submitting Form:



Jeffrey Chronister, Assistant Controller

6. Date Completed: October 15, 2008

Line No. (a)	Supplier Name (b)	Mine Location (c)	Purchase Type (d)	Tons (e)	F.O.B. Mine Price (\$/Ton) (f)	Shorthaul & Loading Charges (\$/Ton) (g)	Original Invoice Price (\$/Ton) (h)	Retro-active Price Adjustments (\$/Ton) (i)	Base Price (\$/Ton) (j)	Quality Adjustments (\$/Ton) (k)	Effective Purchase Price (\$/Ton) (l)
1.	Transfer facility	N/A	N/A	61,314.30	N/A	\$0.00		\$0.00		\$0.00	

MONTHLY REPORT OF COST AND QUALITY OF COAL FOR ELECTRIC PLANTS  
 DETAIL OF TRANSPORTATION CHARGES

1. Reporting Month: August Year: 2008  
 2. Reporting Company: Tampa Electric Company  
 3. Plant Name: Polk Station

4. Name, Title & Telephone Number of Contact Person Concerning Data  
 Submitted on this Form: Jeffrey Chronister, Assistant Controller  
 (813) 228 - 1609

5. Signature of Official Submitting Form:   
 Jeffrey Chronister, Assistant Controller

6. Date Completed: October 15, 2008

Line No. (a)	Supplier Name (b)	Mine Location (c)	Shipping Point (d)	Transport Mode (e)	Tons (f)	Effective Purchase Price (\$/Ton) (g)	Add'l Shorthaul & Loading Charges (\$/Ton) (h)	Rail Charges		Waterborne Charges					Total Transportation Charges (\$/Ton) (p)	FOB Plant Price (\$/Ton) (q)	
								Rail Rate (\$/Ton) (i)	Other Rail Charges (\$/Ton) (j)	River Barge Rate (\$/Ton) (k)	Trans-loading Rate (\$/Ton) (l)	Ocean Barge Rate (\$/Ton) (m)	Other Water Charges (\$/Ton) (n)	Other Related Charges (\$/Ton) (o)			
1.	Transfer facility	N/A	N/A	OB	61,314.30		\$0.00	\$0.00									\$4.63



MONTHLY REPORT OF COST AND QUALITY OF COAL FOR ELECTRIC PLANTS  
 REPORT OF ADJUSTMENTS TO PREVIOUS COAL DELIVERED

1. Reporting Month: August Year: 2008

2. Reporting Company: Tampa Electric Company

3. Name, Title & Telephone Number of Contact Person Concerning Data  
 Submitted on this Form: Jeffrey Chronister, Assistant Controller  
 (813) 228 - 1609

4. Signature of Official Submitting Report:



Jeffrey Chronister, Assistant Controller

5. Date Completed: October 15, 2008

Line No. (a)	Month Reported (b)	Form Plant Name (c)	Intended Generating Plant (d)	Supplier (e)	Original Line Number (f)	Old Volume Tons (g)	Form No. (h)	Column Designator & Title (i)	Old Value (j)	New Value (k)	Delivered Price Transfer Facility (\$/Ton) (l)	Reason for Revision (m)
1.	None.											