



100001-EI

CONFIDENTIAL

October 27, 2008

Ms. Ann Cole
Commission Clerk
Florida Public Service Commission
2540 Shumard Oak Blvd.
Tallahassee, Florida 32399-0850

Re: Docket No. 080001-EI-Request for Specified Confidential Treatment

Dear Ms. Cole:

Enclosed for filing is the original plus 10 copies of Progress Energy Florida, Inc.'s sealed Attachment C to PEF's Request for Specified Confidential Treatment regarding the company's FPSC Forms 423 for the month of August. This document should be treated as Specified Confidential. Edited copies of the forms, which may be made public, have been submitted for filing this date under separate cover.

Please acknowledge your receipt and filing of letter and return same to me.

Sincerely,

[Handwritten signature]
John Burnett
Associate

JB/emc
Enclosures
cc: Joseph A. McGlothlin, Esq.

DECLASSIFIED

11/10/2010

Copy (1 of 11)

DOCUMENT NUMBER - DATE

10265 OCT 30 08

FPSC-COMMISSION CLERK

[Handwritten] (Copies 2-11) Shredded *[Handwritten]*

Progress Energy Florida, Inc.
Docket No. 080001-EI

Request for Specified Confidential Treatment

423 Forms for August, 2008

CONFIDENTIAL COPY

(Confidential information denoted with shading)

DECLASSIFIED

FPSC FORM 423-1(A)

MONTHLY REPORT OF COST AND QUALITY OF FUEL FOR ELECTRIC PLANTS
ORIGIN, VOLUME, DELIVERED PRICE AND AS RECEIVED QUALITY

**SPECIFIED
CONFIDENTIAL**

1. REPORTING MONTH: 08/2008
2. REPORTING COMPANY: FLORIDA POWER CORPORATION

3. NAME, TITLE, TELEPHONE NUMBER OF CONTACT PERSON CONCERNING DATA
SUBMITTED ON THIS FORM: Jill Allyson Senior Business Financial Analyst (918) 546-7949

4. SIGNATURE OF OFFICIAL SUBMITTED REPORT: *Denise Hards*
Denise Hards
Lead Business Financial Analyst

5. DATE COMPLETED: 10/09/2008

LINE NO.	PLANT NAME	SUPPLIER NAME	DELIVERY LOCATION	DELIVERY DATE	TYPE OIL	VOLUME (Bbbls)	INVOICE		DISCOUNT (\$)	NET		QUALITY ADJUST (\$/Bbbls)	EFFECTIVE PURCHASE PRICE		TO TERMINAL (\$/Bbbls)	ADDITIONAL TRANSPORT (\$/Bbbls)	OTHER CHARGES (\$/Bbbls)	DELIVERED PRICE (\$/Bbbls)
							PRICE (\$/Bbbls)	AMOUNT (\$)		AMOUNT (\$)	PRICE (\$/Bbbls)		PRICE (\$/Bbbls)					
1	Anclote	Transfer Facility	FOB PLANT	08/2008		688	\$0.00	\$0.00	\$0.00	\$0.00	\$0.00	\$0.00	\$2.70	\$0.00		\$2.70	\$(66.83)	\$(66.13)
2	Bartow Steam Plant	RIO Energy International Inc.	FOB TERMINAL	08/2008		424,252	\$102.81	\$87,233,412.98	\$0.00	\$87,233,412.98	\$102.81	\$0.27	\$103.08	\$0.74	\$0.00	\$0.00	\$(46.40)	\$57.42
3	Bayboro Peakers	Transfer Facility	FOB PLANT	08/2008		20,347	\$0.00	\$55.00	\$0.00	\$55.00	\$0.00	\$0.00	\$7.18	\$0.00	\$7.18	\$(110.88)	\$(103.70)	
4	Crystal River	Transfer Facility	FOB PLANT	08/2008		8,088	\$0.00	\$0.00	\$0.00	\$0.00	\$0.00	\$0.00	\$3.91	\$0.00	\$3.91	\$(37.89)	\$(33.98)	
5	DeBary Peakers	Transfer Facility	FOB PLANT	08/2008		9,028	\$0.00	\$0.00	\$0.00	\$0.00	\$0.00	\$0.00	\$4.24	\$0.00	\$4.24	\$(263.31)	\$(259.07)	
6	Interession City Peakers	Mansfield Oil Co of Gainesville	FOB PLANT	08/2008		10,012	\$140.50	\$1,406,741.51	\$0.00	\$1,406,741.51	\$140.50	\$0.00	\$140.50	\$0.00	\$0.00	\$0.00	\$(90.90)	\$49.65
7	Interession City Peakers	Transfer Facility	FOB PLANT	08/2008		6,702	\$0.00	\$0.00	\$0.00	\$0.00	\$0.00	\$0.00	\$2.90	\$0.00	\$2.90	\$(52.55)	\$49.65	
8	Martin Gas Terminal	Martin Product Sales	FOB TERMINAL	08/2008		45,128	\$135.45	\$6,112,389.80	\$0.00	\$6,112,389.80	\$135.45	\$0.00	\$135.45	\$3.65	\$0.00	\$135.53	\$139.18	
9	Suwannee Steam Plant	Western Fuels & Asphalt Supply	FOB PLANT	08/2008		4,076	\$110.32	\$449,663.06	\$0.00	\$449,663.06	\$110.32	\$0.00	\$110.32	\$0.00	\$0.00	\$0.00	\$0.00	\$110.32
10	Turner Peakers	Transfer Facility	FOB PLANT	08/2008		6,199	\$0.00	\$0.00	\$0.00	\$0.00	\$0.00	\$0.00	\$4.42	\$0.00	\$4.42	\$(276.60)	\$(272.18)	

DECLASSIFIED

MONTHLY REPORT OF COST AND QUALITY OF COAL FOR ELECTRIC PLANTS
ORIGIN, TONNAGE, DELIVERED PRICE AND AS RECEIVED QUALITY

**SPECIFIED
CONFIDENTIAL**

1. Report for: Mo. 08/2008
2. Reporting Company: Florida Power Corporation
3. Plant Name: Crystal River 1 & 2

4. NAME, TITLE, TELEPHONE NUMBER OF CONTACT PERSON CONCERNING DATA
SUBMITTED ON THIS FORM: Kelly Irons, Associate Business Financial Analyst, (919) 546-5028

5. Signature of Official Submitting Report : *Denise Hards*
Denise Hards - Lead Business Financial Analyst

6. DATE COMPLETED: 9/26/2008

Line No.	Supplier Name	Mine Location	Purchase Type	Transportation Mode	Tons	Effective Purchase Price (\$/Ton)	Total Transportation Cost (\$/Ton)	F.O.B. Plant Price (\$/Ton)	As Received Coal Quality			
									Percent Sulfur (%)	Btu Content (Btu/lb)	Percent Ash (%)	Percent Moisture (%)
(a)	(b)	(c)	(d)	(e)	(f)	(g)	(h)	(i)	(j)	(k)	(l)	(m)
1	B&W Resources Inc	8, KY, 51	MTC	UR	33,894	\$49.66	\$30.01	\$79.67	0.97	12,057	10.88	7.19
2	B&W Resources Inc	8, KY, 51	MTC	UR	11,652	\$110.00	\$30.02	\$140.02	1.13	12,112	12.18	5.71
3	Constellation Energy Commodities Group Inc.	8, KY, 193	MTC	UR	35,189	\$53.56	\$31.83	\$85.39	0.90	12,834	7.34	7.63
4	ICG LLC	8, KY, 193	MTC	UR	23,103	\$47.78	\$31.80	\$79.58	1.14	12,134	12.07	5.85
5	Kentucky Cumberland Coal Company	8, KY, 95	S	UR	10,631	\$150.70	\$30.04	\$180.73	0.95	12,858	8.81	4.69
6	Magnum Coal Sales LLC	8, WV, 5	S	UR	12,016	\$137.87	\$32.24	\$170.12	0.76	11,916	11.07	7.27
7	Massey Utility Sales Company	8, WV, 5	MTC	UR	20,034	\$47.53	\$32.28	\$79.81	0.84	12,311	12.20	5.57
8	Massey Utility Sales Company	8, WV, 81	MTC	UR	10,551	\$47.53	\$32.53	\$80.07	1.13	12,225	11.98	6.98
9	Transfer Facility	N/A	N/A	GB	15,980	\$67.18	\$11.46	\$78.64	0.72	11,275	12.59	9.31
10	Transfer Facility	N/A	N/A	GB	16,161	\$108.16	\$12.38	\$120.54	0.99	11,314	11.94	10.84
11	Trinity Coal Marketing LLC	8, KY, 71	LTC	UR	10,986	\$50.14	\$30.15	\$80.29	1.08	11,995	12.57	6.48

DECLASSIFIED


MONTHLY REPORT OF COST AND QUALITY OF COAL FOR ELECTRIC PLANTS
ORIGIN, TONNAGE, DELIVERED PRICE AND AS RECEIVED QUALITY

**SPECIFIED
CONFIDENTIAL**

1. Report for: Mo. 08/2008
 2. Reporting Company: Florida Power Corporation
 3. Plant Name: Crystal River 1 & 2

4. NAME, TITLE, TELEPHONE NUMBER OF CONTACT PERSON CONCERNING DATA
 SUBMITTED ON THIS FORM: Kelly Irons, Associate Business Financial Analyst, (919) 546-5028

5. Signature of Official Submitting Report :



Denise Hards - Lead Business Financial Analyst

6. DATE COMPLETED: 9/26/2008

Line No.	Supplier Name	Mine Location	Purchase Type	Tons	F.O.B. Mine Price (\$/Ton)	Short Haul & Loading Charges (\$/Ton)	Original Invoice Price (\$/Ton)	Retro-active Price Inc(Dec) (\$/Ton)	Base Price (\$/Ton)	Quality Adjust-ments (\$/Ton)	Effective Purchase Price (\$/Ton)
(a)	(b)	(c)	(d)	(e)	(f)	(g)	(h)	(i)	(j)	(k)	(l)
1	B&W Resources Inc	8, KY, 51	MTC	33,894	\$50.25	N/A	\$50.25	\$0.00	\$50.25	\$(0.59)	\$49.66
2	B&W Resources Inc	8, KY, 51	MTC	11,652	\$110.00	N/A	\$110.00	\$0.00	\$110.00	\$0.00	\$110.00
3	Constellation Energy Commodities Group Inc.	8, KY, 193	MTC	35,189	\$52.50	N/A	\$52.50	\$0.00	\$52.50	\$1.06	\$53.56
4	ICG LLC	8, KY, 193	MTC	23,103	\$48.40	N/A	\$48.40	\$0.00	\$48.40	\$(0.62)	\$47.78
5	Kentucky Cumberland Coal Company	8, KY, 95	S	10,631	\$146.50	N/A	\$146.50	\$0.00	\$146.50	\$4.20	\$150.70
6	Magnum Coal Sales LLC	8, WV, 5	S	12,016	\$140.00	N/A	\$140.00	\$0.00	\$140.00	\$(2.13)	\$137.87
7	Massey Utility Sales Company	8, WV, 5	MTC	20,034	\$47.22	N/A	\$47.22	\$0.00	\$47.22	\$0.31	\$47.53
8	Massey Utility Sales Company	8, WV, 5	MTC	10,551	\$47.22	N/A	\$47.22	\$0.00	\$47.22	\$0.31	\$47.53
9	Transfer Facility	N/A	N/A	15,980	\$67.18	N/A	\$67.18	\$0.00	\$67.18	N/A	\$67.18
10	Transfer Facility	N/A	N/A	16,161	\$108.16	N/A	\$108.16	\$0.00	\$108.16	N/A	\$108.16
11	Trinity Coal Marketing LLC	8, KY, 71	LTC	10,986	\$51.00	N/A	\$51.00	\$0.00	\$51.00	\$(0.86)	\$50.14

DECLASSIFIED

MONTHLY REPORT OF COST AND QUALITY OF COAL FOR ELECTRIC PLANTS
ORIGIN, TONNAGE, DELIVERED PRICE AND AS RECEIVED QUALITY

**SPECIFIED
CONFIDENTIAL**

1. Report for: Mo. 08/2008
2. Reporting Company: Florida Power Corporation
3. Plant Name: Crystal River 1 & 2

4. NAME, TITLE, TELEPHONE NUMBER OF CONTACT PERSON CONCERNING DATA
SUBMITTED ON THIS FORM: Kelly Irons, Associate Business Financial Analyst, (919) 546-5028

5. Signature of Official Submitting Report: *Denise Hards*
Denise Hards - Lead Business Financial Analyst

6. DATE COMPLETED: 9/26/2008

Line No.	Supplier Name	Mine Location	Shipping Point	Transportation Mode	Tons	Effective Purchase Price (\$/Ton)	Additional Shorthaul & Loading Charges (\$/Ton)	Rail Rate (\$/Ton)	Other Rail Charges (\$/Ton)	River Barge Rate (\$/Ton)	Trans-loading Rate (\$/Ton)	Ocean Barge Rate (\$/Ton)	Other Water Charges (\$/Ton)	Other Related Charges (\$/Ton)	Transportation Charges (\$/Ton)	F.O.B. Plant Price (\$/Ton)
(a)	(b)	(c)	(d)	(e)	(f)	(g)	(h)	(i)	(j)	(k)	(l)	(m)	(n)	(o)	(p)	(q)
1	B&W Resources Inc	8, KY, 51	Resource, KY	UR	33,894	\$49.66	N/A	\$29.30	\$0.71	N/A	N/A	N/A	N/A	N/A	\$30.01	\$79.67
2	B&W Resources Inc	8, KY, 51	Resource, KY	UR	11,652	\$110.00	N/A	\$29.30	\$0.72	N/A	N/A	N/A	N/A	N/A	\$30.02	\$140.02
3	Constellation Energy Commodities Group	8, KY, 193	Bluegrass #4, KY	UR	35,189	\$53.56	N/A	\$31.09	\$0.74	N/A	N/A	N/A	N/A	N/A	\$31.83	\$85.39
4	ICG LLC	8, KY, 193	Typo, KY	UR	23,103	\$47.78	N/A	\$31.09	\$0.71	N/A	N/A	N/A	N/A	N/A	\$31.80	\$79.58
5	Kentucky Cumberland Coal Company	8, KY, 95	Hilo, KY	UR	10,631	\$150.70	N/A	\$29.30	\$0.74	N/A	N/A	N/A	N/A	N/A	\$30.04	\$180.73
6	Magnum Coal Sales LLC	8, WV, 5	Hobet/Beth, WV	UR	12,016	\$137.87	N/A	\$31.53	\$0.71	N/A	N/A	N/A	N/A	N/A	\$32.24	\$170.12
7	Massey Utility Sales Company	8, WV, 5	Holbrook, WV	UR	20,034	\$47.53	N/A	\$31.53	\$0.75	N/A	N/A	N/A	N/A	N/A	\$32.28	\$79.81
8	Massey Utility Sales Company	8, WV, 81	Goals, WV	UR	10,551	\$47.53	N/A	\$31.53	\$1.00	N/A	N/A	N/A	N/A	N/A	\$32.53	\$80.07
9	Transfer Facility	N/A	Davant, La	GB	15,980	\$67.18	N/A	N/A	N/A	N/A	\$2.80	\$8.55	\$0.11	N/A	\$11.46	\$78.64
10	Transfer Facility	N/A	Myrtle Grove, La	GB	16,161	\$108.16	N/A	N/A	N/A	N/A	\$2.67	\$8.55	\$1.16	N/A	\$12.38	\$120.54
11	Trinity Coal Marketing LLC	8, KY, 71	Banner, KY	UR	10,986	\$50.14	N/A	\$29.47	\$0.68	N/A	N/A	N/A	N/A	N/A	\$30.15	\$80.29

DECLASSIFIED


MONTHLY REPORT OF COST AND QUALITY OF COAL FOR ELECTRIC PLANTS
ORIGIN, TONNAGE, DELIVERED PRICE AND AS RECEIVED QUALITY

**SPECIFIED
CONFIDENTIAL**

1. Report for: Mo. 08/2008
 2. Reporting Company: Florida Power Corporation
 3. Plant Name: Crystal River 1 & 2

4. NAME, TITLE, TELEPHONE NUMBER OF CONTACT PERSON CONCERNING DATA
 SUBMITTED ON THIS FORM: Kelly Irons, Associate Business Financial Analyst, (919) 546-5028

5. Signature of Official Submitting Report:



Denise Hards - Lead Business Financial Analyst

6. DATE COMPLETED: 9/26/2008

Line No.	Month Reported	Form Plant Name	Intended Generating Plant	Supplier Name	Original Line Number	Volume (tons)	Form No.	Column Title	Old Value	New Value	New F.O.B. Plant Price	Reason for Revision
(a)	(b)	(c)	(d)	(e)	(f)	(g)	(h)	(i)	(j)	(k)	(l)	(m)
NONE												

DECLASSIFIED

MONTHLY REPORT OF COST AND QUALITY OF COAL FOR ELECTRIC PLANTS
ORIGIN, TONNAGE, DELIVERED PRICE AND AS RECEIVED QUALITY

**SPECIFIED
CONFIDENTIAL**

1. Report for: Mo. 08/2008
 2. Reporting Company: Florida Power Corporation
 3. Plant Name: Crystal River 4 & 5

4. NAME, TITLE, TELEPHONE NUMBER OF CONTACT PERSON CONCERNING DATA
 SUBMITTED ON THIS FORM: Kelly Irons, Associate Business Financial Analyst, (919) 546-5028

5. Signature of Official Submitting Report : *Denise Hards*
 Denise Hards - Lead Business Financial Analyst

6. DATE COMPLETED: 9/26/2008

Line No.	Supplier Name	Mine Location	Purchase Type	Transportation Mode	Tons	Effective Purchase Price (\$/Ton)	Total Transportation Cost (\$/Ton)	F.O.B. Plant Price (\$/Ton)	As Received Coal Quality			
									Percent Sulfur (%)	Btu Content (Btu/lb)	Percent Ash (%)	Percent Moisture (%)
(a)	(b)	(c)	(d)	(e)	(f)	(g)	(h)	(i)	(j)	(k)	(l)	(m)
1	Massey Utility Sales Company	8, WV, 5	MTC	UR	9,969	\$56.18	\$33.58	\$89.76	0.73	12,300	12.78	4.78
2	Massey Utility Sales Company	8, WV, 5	MTC	UR	46,294	\$56.18	\$33.26	\$89.45	0.71	12,749	11.08	5.17
3	MC Mining LLC	8, KY, 195	MTC	UR	11,071	\$57.85	\$31.22	\$89.07	0.66	12,624	8.63	6.99
4	Transfer Facility	N/A	N/A	GB	65,428	\$73.76	\$12.40	\$86.16	0.61	11,780	9.52	10.11
5	Transfer Facility	N/A	N/A	GB	129,608	\$76.18	\$13.40	\$89.57	0.59	11,464	11.33	10.47

DECLASSIFIED

MONTHLY REPORT OF COST AND QUALITY OF COAL FOR ELECTRIC PLANTS
ORIGIN, TONNAGE, DELIVERED PRICE AND AS RECEIVED QUALITY

**SPECIFIED
CONFIDENTIAL**

1. Report for: Mo. 08/2008
2. Reporting Company: Florida Power Corporation
3. Plant Name: Crystal River 4 & 5

4. NAME, TITLE, TELEPHONE NUMBER OF CONTACT PERSON CONCERNING DATA
SUBMITTED ON THIS FORM: Kelly Irons, Associate Business Financial Analyst, (919) 546-5028

5. Signature of Official Submitting Report : *Denise Hards*
Denise Hards - Lead Business Financial Analyst

6. DATE COMPLETED: 9/26/2008

Line No.	Supplier Name	Mine Location	Purchase Type	Tons	F.O.B. Mine Price (\$/Ton)	Short Haul & Loading Charges (\$/Ton)	Original Invoice Price (\$/Ton)	Retro-active Price Inc(Dec) (\$/Ton)	Base Price (\$/Ton)	Quality Adjust-ments (\$/Ton)	Effective Purchase Price (\$/Ton)
(a)	(b)	(c)	(d)	(e)	(f)	(g)	(h)	(i)	(j)	(k)	(l)
1	Massey Utility Sales Company	8, WV, 5	MTC	9,969	\$53.37	N/A	\$53.37	\$0.00	\$53.37	\$2.81	\$56.18
2	Massey Utility Sales Company	8, WV, 5	MTC	46,294	\$53.37	N/A	\$53.37	\$0.00	\$53.37	\$2.81	\$56.18
3	MC Mining LLC	8, KY, 195	MTC	11,071	\$57.00	N/A	\$57.00	\$0.00	\$57.00	\$0.85	\$57.85
4	Transfer Facility	N/A	N/A	65,428	\$73.76	N/A	\$73.76	\$0.00	\$73.76	N/A	\$73.76
5	Transfer Facility	N/A	N/A	129,608	\$76.18	N/A	\$76.18	\$0.00	\$76.18	N/A	\$76.18

DECLASSIFIED

MONTHLY REPORT OF COST AND QUALITY OF COAL FOR ELECTRIC PLANTS
ORIGIN, TONNAGE, DELIVERED PRICE AND AS RECEIVED QUALITY

**SPECIFIED
CONFIDENTIAL**

1. Report for: Mo. 08/2008
2. Reporting Company: Florida Power Corporation
3. Plant Name: Crystal River 4 & 5

4. NAME, TITLE, TELEPHONE NUMBER OF CONTACT PERSON CONCERNING DATA
SUBMITTED ON THIS FORM: Kelly Irons, Associate Business Financial Analyst, (919) 546-5028

5. Signature of Official Submitting Report : *Denise Hards*
Denise Hards - Lead Business Financial Analyst

6. DATE COMPLETED: 9/26/2008

Line No.	Supplier Name	Mine Location	Shipping Point	Transportation Mode	Tons	Effective Purchase Price (\$/Ton)	Additional Shorthaul & Loading Charges (\$/Ton)	Rail Rate (\$/Ton)	Other Rail Charges (\$/Ton)	River Barge Rate (\$/Ton)	Trans-loading Rate (\$/Ton)	Ocean Barge Rate (\$/Ton)	Other Water Charges (\$/Ton)	Other Related Charges (\$/Ton)	Transportation Charges (\$/Ton)	F.O.B. Plant Price (\$/Ton)
(a)	(b)	(c)	(d)	(e)	(f)	(g)	(h)	(i)	(j)	(k)	(l)	(m)	(n)	(o)	(p)	(q)
1	Massey Utility Sales Company	8, WV, 5	Holbrook, WV	UR	9,969	\$56.18	N/A	\$31.53	\$2.05	N/A	N/A	N/A	N/A	N/A	\$33.58	\$89.76
2	Massey Utility Sales Company	8, WV, 5	Sylvester, WV	UR	46,294	\$56.18	N/A	\$31.53	\$1.73	N/A	N/A	N/A	N/A	N/A	\$33.26	\$89.45
3	MC Mining LLC	8, KY, 195	Scotts Branch,	UR	11,071	\$57.85	N/A	\$29.47	\$1.75	N/A	N/A	N/A	N/A	N/A	\$31.22	\$89.07
4	Transfer Facility	N/A	Davant, La	GB	65,428	\$73.76	N/A	N/A	N/A	N/A	\$2.51	\$8.55	\$1.34	N/A	\$12.40	\$86.16
5	Transfer Facility	N/A	Myrtle Grove, La	GB	129,608	\$76.18	N/A	N/A	N/A	N/A	\$2.06	\$9.40	\$1.94	N/A	\$13.40	\$89.57

DECLASSIFIED

MONTHLY REPORT OF COST AND QUALITY OF COAL FOR ELECTRIC PLANTS
 ORIGIN, TONNAGE, DELIVERED PRICE AND AS RECEIVED QUALITY

**SPECIFIED
 CONFIDENTIAL**

1. Report for: Mo. 08/2008
 2. Reporting Company: Florida Power Corporation
 3. Plant Name: Crystal River 4 & 5

4. NAME, TITLE, TELEPHONE NUMBER OF CONTACT PERSON CONCERNING DATA
 SUBMITTED ON THIS FORM: Kelly Irons, Associate Business Financial Analyst, (919) 546-5028

5. Signature of Official Submitting Report:

Denise Hards
 Denise Hards - Lead Business Financial Analyst

6. DATE COMPLETED: 9/26/2008

Line No.	Month Reported	Form Plant Name	Intended Generating Plant	Supplier Name	Original Line Number	Volume (tons)	Form No.	Column Title	Old Value	New Value	New F.O.B. Plant Price	Reason for Revision
(a)	(b)	(c)	(d)	(e)	(f)	(g)	(h)	(i)	(j)	(k)	(l)	(m)
NONE												

DECLASSIFIED

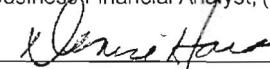
**MONTHLY REPORT OF COST AND QUALITY OF COAL FOR ELECTRIC PLANTS
ORIGIN, TONNAGE, DELIVERED PRICE AND AS RECEIVED QUALITY**

**SPECIFIED
CONFIDENTIAL**

1. Report for: Mo. 08/2008
 2. Reporting Company: Florida Power Corporation
 3. Plant Name: Transfer Facility - IMT

4. NAME, TITLE, TELEPHONE NUMBER OF CONTACT PERSON CONCERNING DATA
 SUBMITTED ON THIS FORM: Kelly Irons, Associate Business Financial Analyst, (919) 546-5028

5. Signature of Official Submitting Report :



Denise Hards - Lead Business Financial Analyst

6. DATE COMPLETED: 9/26/2008

Line No.	Supplier Name	Mine Location	Purchase Type	Transportation Mode	Tons	Effective Purchase Price (\$/Ton)	Total Transportation Cost (\$/Ton)	F.O.B. Plant Price (\$/Ton)	As Received Coal Quality			
									Percent Sulfur (%)	Btu Content (Btu/lb)	Percent Ash (%)	Percent Moisture (%)
(a)	(b)	(c)	(d)	(e)	(f)	(g)	(h)	(i)	(j)	(k)	(l)	(m)
1	Arch Coal Sales	8, WV, 45	S	B	10,856	\$47.37	\$14.35	\$61.72	0.82	10,078	30.15	3.27
2	Arch Coal Sales	17, CO, 29	S	B	11,810	\$83.92	\$15.33	\$99.26	0.47	11,868	8.40	9.61
3	Coalsales LLC	N/A	MTC	B	17,567	\$86.12	\$13.90	\$100.02	0.49	11,092	10.52	10.96
4	Coalsales LLC	17, CO, 107	MTC	B	31,664	\$70.43	\$14.40	\$84.83	0.51	11,208	10.58	9.96
5	Emerald International (Coal)	N/A	S	OB	9,707	\$47.10	\$0.00	\$47.10	0.59	9,913	26.30	6.28
6	Glencore Ltd.	999, IM, 45	MTC	OB	51,225	\$62.79	\$7.00	\$69.79	0.65	12,354	5.93	9.10
7	Keystone Industries LLC	8, WV, 39	MTC	B	14,822	\$64.41	\$14.63	\$79.04	0.64	12,230	12.08	6.84
8	Patriot Coal Sales	8, WV, 39	S	B	17,085	\$64.10	\$14.89	\$79.00	0.65	12,258	12.17	6.58
9	Patriot Coal Sales	8, WV, 39	MTC	B	15,001	\$53.23	\$14.65	\$67.88	0.64	12,204	12.50	6.62
10	Traxys North America LLC	N/A	S	B	16,053	\$111.04	\$14.56	\$125.60	0.92	12,281	12.32	6.50
11	Trinity Coal Marketing LLC	8, WV, 19	S	B	10,060	\$47.50	\$14.56	\$62.06	0.66	9,787	26.83	7.02
12	Williamson Energy LLC	N/A	S	B	3,294	\$85.10	\$12.52	\$97.62	2.48	11,862	9.75	9.56

DECLASSIFIED


MONTHLY REPORT OF COST AND QUALITY OF COAL FOR ELECTRIC PLANTS
ORIGIN, TONNAGE, DELIVERED PRICE AND AS RECEIVED QUALITY

**SPECIFIED
CONFIDENTIAL**

1. Report for: Mo. 08/2008
2. Reporting Company: Florida Power Corporation
3. Plant Name: Transfer Facility - IMT

4. NAME, TITLE, TELEPHONE NUMBER OF CONTACT PERSON CONCERNING DATA
SUBMITTED ON THIS FORM: Kelly Irons, Associate Business Financial Analyst, (919) 546-5028

5. Signature of Official Submitting Report :



Denise Hards - Lead Business Financial Analyst

6. DATE COMPLETED: 9/26/2008

Line No.	Supplier Name	Mine Location	Purchase Type	Tons	F.O.B. Mine Price (\$/Ton)	Short Haul & Loading Charges (\$/Ton)	Original Invoice Price (\$/Ton)	Retro-active Price Inc(Dec) (\$/Ton)	Base Price (\$/Ton)	Quality Adjust-ments (\$/Ton)	Effective Purchase Price (\$/Ton)
(a)	(b)	(c)	(d)	(e)	(f)	(g)	(h)	(i)	(j)	(k)	(l)
1	Arch Coal Sales	8, WV, 45	S	10,856	\$47.00	N/A	\$47.00	\$0.00	\$47.00	\$0.37	\$47.37
2	Arch Coal Sales	17, CO, 29	S	11,810	\$83.25	N/A	\$83.25	\$0.00	\$83.25	\$0.67	\$83.92
3	Coalsales LLC	N/A	MTC	17,567	\$87.70	N/A	\$87.70	\$0.00	\$87.70	\$(1.58)	\$86.12
4	Coalsales LLC	17, CO, 107	MTC	31,664	\$70.45	N/A	\$70.45	\$0.00	\$70.45	\$(0.02)	\$70.43
5	Emerald International (Coal)	N/A	S	9,707	\$47.10	N/A	\$47.10	\$0.00	\$47.10	\$0.00	\$47.10
6	Glencore Ltd.	999, IM, 45	MTC	51,225	\$63.00	N/A	\$63.00	\$0.00	\$63.00	\$(0.21)	\$62.79
7	Keystone Industries LLC	8, WV, 39	MTC	14,822	\$64.25	N/A	\$64.25	\$0.00	\$64.25	\$0.16	\$64.41
8	Patriot Coal Sales	8, WV, 39	S	17,085	\$64.32	N/A	\$64.32	\$0.00	\$64.32	\$(0.22)	\$64.10
9	Patriot Coal Sales	8, WV, 39	MTC	15,001	\$52.07	N/A	\$52.07	\$0.00	\$52.07	\$1.16	\$53.23
10	Traxys North America LLC	N/A	S	16,053	\$108.50	N/A	\$108.50	\$0.00	\$108.50	\$2.54	\$111.04
11	Trinity Coal Marketing LLC	8, WV, 19	S	10,060	\$47.50	N/A	\$47.50	\$0.00	\$47.50	\$0.00	\$47.50
12	Williamson Energy LLC	N/A	S	3,294	\$82.50	N/A	\$82.50	\$0.00	\$82.50	\$2.60	\$85.10

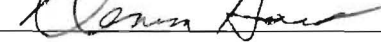
DECLASSIFIED

MONTHLY REPORT OF COST AND QUALITY OF COAL FOR ELECTRIC PLANTS
ORIGIN, TONNAGE, DELIVERED PRICE AND AS RECEIVED QUALITY

**SPECIFIED
CONFIDENTIAL**

1. Report for: Mo. 08/2008
2. Reporting Company: Florida Power Corporation
3. Plant Name: Transfer Facility - IMT

4. NAME, TITLE, TELEPHONE NUMBER OF CONTACT PERSON CONCERNING DATA
SUBMITTED ON THIS FORM: Kelly Irons, Associate Business Financial Analyst (919) 546-5028

5. Signature of Official Submitting Report : 
Denise Hards - Lead Business Financial Analyst

6. DATE COMPLETED: 9/26/2008

Line No.	Supplier Name	Mine Location	Shipping Point	Transportation Mode	Tons	Effective Purchase Price (\$/Ton)	Additional Shorthaul & Loading Charges (\$/Ton)	Rail Rate (\$/Ton)	Other Rail Charges (\$/Ton)	River Barge Rate (\$/Ton)	Trans-loading Rate (\$/Ton)	Ocean Barge Rate (\$/Ton)	Other Water Charges (\$/Ton)	Other Related Charges (\$/Ton)	Transportation Charges (\$/Ton)	F.O.B. Plant Price (\$/Ton)
(a)	(b)	(c)	(d)	(e)	(f)	(g)	(h)	(i)	(j)	(k)	(l)	(m)	(n)	(o)	(p)	(q)
1	Arch Coal Sales	8, WV, 45	Mt Laurel, WV	B	10,856	\$47.37	N/A	N/A	N/A	\$14.35	\$0.00	N/A	\$0.00	N/A	\$14.35	\$61.72
2	Arch Coal Sales	17, CO, 29	West Elk, CO	B	11,810	\$83.92	N/A	N/A	N/A	\$13.88	\$1.45	N/A	\$0.00	N/A	\$15.33	\$99.26
3	Coalsales LLC	N/A	Cora Dock	B	17,567	\$86.12	N/A	N/A	N/A	\$12.52	\$1.38	N/A	\$0.00	N/A	\$13.90	\$100.02
4	Coalsales LLC	17, CO, 107	Twentymile, Co	B	31,664	\$70.43	N/A	N/A	N/A	\$13.88	\$0.52	N/A	\$0.00	N/A	\$14.40	\$84.83
5	Emerald International (Coal)	N/A	Emerald Swap	OB	9,707	\$47.10	N/A	N/A	N/A	N/A	\$0.00	N/A	\$0.00	N/A	\$0.00	\$47.10
6	Glencore Ltd.	999, IM, 45	La Jagua, S.A.	OB	51,225	\$62.79	N/A	N/A	N/A	N/A	\$3.50	N/A	\$0.00	N/A	\$7.00	\$69.79
7	Keystone Industries LLC	8, WV, 39	Marmet Dock,	B	14,822	\$64.41	N/A	N/A	N/A	\$14.56	\$0.00	N/A	\$0.07	N/A	\$14.63	\$79.04
8	Patriot Coal Sales	8, WV, 39	Winifrede Dock,	B	17,085	\$64.10	N/A	N/A	N/A	\$14.56	\$0.26	N/A	\$0.08	N/A	\$14.89	\$79.00
9	Patriot Coal Sales	8, WV, 39	Kanahwa Eagle	B	15,001	\$53.23	N/A	N/A	N/A	\$14.56	\$0.00	N/A	\$0.09	N/A	\$14.65	\$67.88
10	Traxys North America LLC	N/A	Nymex Pool	B	16,053	\$111.04	N/A	N/A	N/A	\$14.56	\$0.00	N/A	\$0.00	N/A	\$14.56	\$125.60
11	Trinity Coal Marketing LLC	8, WV, 19	Deep Water	B	10,060	\$47.50	N/A	N/A	N/A	\$14.56	\$0.00	N/A	\$0.00	N/A	\$14.56	\$62.06
12	Williamson Energy LLC	N/A	Calvert City, IN	B	3,294	\$85.10	N/A	N/A	N/A	\$12.52	\$0.00	N/A	\$0.00	N/A	\$12.52	\$97.62

DECLASSIFIED


MONTHLY REPORT OF COST AND QUALITY OF COAL FOR ELECTRIC PLANTS
 ORIGIN, TONNAGE, DELIVERED PRICE AND AS RECEIVED QUALITY

**SPECIFIED
 CONFIDENTIAL**

1. Report for: Mo. 08/2008
 2. Reporting Company: Florida Power Corporation
 3. Plant Name: Transfer Facility - IMT

4. NAME, TITLE, TELEPHONE NUMBER OF CONTACT PERSON CONCERNING DATA
 SUBMITTED ON THIS FORM: Kelly Irons, Associate Business Financial Analyst, (919) 546-5028

5. Signature of Official Submitting Report:


 Denise Hards - Lead Business Financial Analyst

6. DATE COMPLETED: 9/26/2008

Line No.	Month Reported	Form Plant Name	Intended Generating Plant	Supplier Name	Original Line Number	Volume (tons)	Form No.	Column Title	Old Value	New Value	New F.O.B. Plant Price	Reason for Revision
(a)	(b)	(c)	(d)	(e)	(f)	(g)	(h)	(i)	(j)	(k)	(l)	(m)
NONE												

DECLASSIFIED

MONTHLY REPORT OF COST AND QUALITY OF COAL FOR ELECTRIC PLANTS
ORIGIN, TONNAGE, DELIVERED PRICE AND AS RECEIVED QUALITY



1. Report for: Mo. 08/2008
 2. Reporting Company: Florida Power Corporation
 3. Plant Name: Transfer Facility - UBT

4. NAME, TITLE, TELEPHONE NUMBER OF CONTACT PERSON CONCERNING DATA
 SUBMITTED ON THIS FORM: Kelly Irons, Associate Business Financial Analyst, (919) 546-5028

5. Signature of Official Submitting Report : *Denise Hards*
 Denise Hards - Lead Business Financial Analyst

6. DATE COMPLETED: 9/26/2008

Line No.	Supplier Name	Mine Location	Purchase Type	Transportation Mode	Tons	Effective Purchase Price (\$/Ton)	Total Transportation Cost (\$/Ton)	F.O.B. Plant Price (\$/Ton)	Percent Sulfur (%)	Btu Content (Btu/lb)	Percent Ash (%)	Percent Moisture (%)
(a)	(b)	(c)	(d)	(e)	(f)	(g)	(h)	(i)	(j)	(k)	(l)	(m)
1	Apex Coal Sales	8, WV, 45	MTC	B	18,059	\$32.46	\$14.57	\$47.03	0.52	9,503	30.18	5.18
2	Coalsales LLC	17, CO, 107	MTC	B	9,892	\$70.43	\$13.88	\$84.31	0.51	11,324	9.84	10.05

DECLASSIFIED

MONTHLY REPORT OF COST AND QUALITY OF COAL FOR ELECTRIC PLANTS
ORIGIN, TONNAGE, DELIVERED PRICE AND AS RECEIVED QUALITY

**SPECIFIED
CONFIDENTIAL**

1. Report for: Mo. 08/2008
 2. Reporting Company: Florida Power Corporation
 3. Plant Name: Transfer Facility - UBT

4. NAME, TITLE, TELEPHONE NUMBER OF CONTACT PERSON CONCERNING DATA
 SUBMITTED ON THIS FORM: Kelly Irons, Associate Business Financial Analyst, (919) 546-5028

5. Signature of Official Submitting Report : *Denise Hards*
 Denise Hards - Lead Business Financial Analyst

6. DATE COMPLETED: 9/26/2008

Line No.	Supplier Name	Mine Location	Purchase Type	Tons	F.O.B. Mine Price (\$/Ton)	Short Haul & Loading Charges (\$/Ton)	Original Invoice Price (\$/Ton)	Retro-active Price Inc(Dec) (\$/Ton)	Base Price (\$/Ton)	Quality Adjustments (\$/Ton)	Effective Purchase Price (\$/Ton)
(a)	(b)	(c)	(d)	(e)	(f)	(g)	(h)	(i)	(j)	(k)	(l)
1	Apex Coal Sales	8, WV, 45	MTC	18,059	\$34.50	N/A	\$34.50	\$0.00	\$34.50	\$(2.04)	\$32.46
2	Coalsales LLC	17, CO, 107	MTC	9,892	\$70.45	N/A	\$70.45	\$0.00	\$70.45	\$(0.02)	\$70.43

DECLASSIFIED

MONTHLY REPORT OF COST AND QUALITY OF COAL FOR ELECTRIC PLANTS
ORIGIN, TONNAGE, DELIVERED PRICE AND AS RECEIVED QUALITY

**SPECIFIED
CONFIDENTIAL**

1. Report for: Mo. 08/2008
2. Reporting Company: Florida Power Corporation
3. Plant Name: Transfer Facility - UBT

4. NAME, TITLE, TELEPHONE NUMBER OF CONTACT PERSON CONCERNING DATA
SUBMITTED ON THIS FORM: Kelly Irons, Associate Business Financial Analyst, (919) 546-5028

5. Signature of Official Submitting Report : *Denise Hards*
Denise Hards - Lead Business Financial Analyst

6. DATE COMPLETED: 9/26/2008

Line No.	Supplier Name	Mine Location	Shipping Point	Transportation Mode	Tons	Effective Purchase Price (\$/Ton)	Additional Shorthaul & Loading Charges (\$/Ton)	Rail Rate (\$/Ton)	Other Rail Charges (\$/Ton)	River Barge Rate (\$/Ton)	Trans-loading Rate (\$/Ton)	Ocean Barge Rate (\$/Ton)	Other Water Charges (\$/Ton)	Other Related Charges (\$/Ton)	Transportation Charges (\$/Ton)	F.O.B. Plant Price (\$/Ton)
(a)	(b)	(c)	(d)	(e)	(f)	(g)	(h)	(i)	(j)	(k)	(l)	(m)	(n)	(o)	(p)	(q)
1	Apex Coal Sales	8, WV, 45	Amherstdale, WV	B	18,059	\$32.46	N/A	N/A	N/A	\$14.56	\$0.00	N/A	\$0.01	N/A	\$14.57	\$47.03
2	Coalsales LLC	17, CO, 107	Twentymile, Co	B	9,892	\$70.43	N/A	N/A	N/A	\$13.88	\$0.00	N/A	\$0.00	N/A	\$13.88	\$84.31

DECLASSIFIED

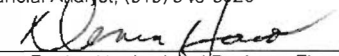
MONTHLY REPORT OF COST AND QUALITY OF COAL FOR ELECTRIC PLANTS
 ORIGIN, TONNAGE, DELIVERED PRICE AND AS RECEIVED QUALITY

**SPECIFIED
 CONFIDENTIAL**

1. Report for: Mo. 08/2008
 2. Reporting Company: Florida Power Corporation
 3. Plant Name: Transfer Facility - UBT

4. NAME, TITLE, TELEPHONE NUMBER OF CONTACT PERSON CONCERNING DATA
 SUBMITTED ON THIS FORM: Kelly Irons, Associate Business Financial Analyst, (919) 546-5028

5. Signature of Official Submitting Report:



Denise Hards - Lead Business Financial Analyst

6. DATE COMPLETED: 9/26/2008

Line No.	Month Reported	Form Plant Name	Intended Generating Plant	Supplier Name	Original Line Number	Volume (tons)	Form No.	Column Title	Old Value	New Value	New F.O.B. Plant Price	Reason for Revision
(a)	(b)	(c)	(d)	(e)	(f)	(g)	(h)	(i)	(j)	(k)	(l)	(m)
NONE												

DECLASSIFIED