

AUSLEY & McMULLEN

ATTORNEYS AND COUNSELORS AT LAW

227 SOUTH CALHOUN STREET
P.O. BOX 391 (ZIP 32302)
TALLAHASSEE, FLORIDA 32301
(850) 224-9115 FAX (850) 222-7560

November 17, 2008

HAND DELIVERED

10000-ET

COMMISSION
CLERK

08 NOV 17 PM 3:09

RECEIVED-FPSC

CONFIDENTIAL

Ms. Ann Cole, Director
Office of Commission Clerk
Florida Public Service Commission
2540 Shumard Oak Boulevard
Tallahassee, FL 32399-0850

Re: Fuel and Purchased Power Cost Recovery Clause
and Generating Performance Incentive Factor
FPSC Docket No. 080001-EI

REQUEST FOR SPECIFIED CONFIDENTIAL TREATMENT
(CONFIDENTIAL DOCUMENTS ENCLOSED)

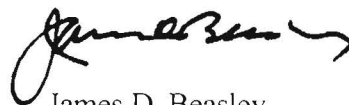
Dear Ms. Cole:

We submit herewith a single confidential set of Tampa Electric Company's highlighted 423 Forms for the month of September 2008 and request specified confidential treatment of Forms 423-1(a), 423-2, 423-2(a) and 423-2(b). Our request is made pursuant to Section 366.093, Fla. Stat., for the reasons detailed in the document entitled "Tampa Electric Company's Request for Specified Confidential Treatment", which document was filed under separate cover (copy enclosed). The sensitive information contained in these forms has been highlighted in yellow.

Please acknowledge receipt and filing of the above by stamping the duplicate copy of this letter and returning same to this writer.

Thank you for your assistance in connection with this matter.

Sincerely,



James D. Beasley

DECLASSIFIED

11/10/2010
JDB

JDB/pp
Enclosures

cc: All Parties of Record (w/o enc.)

DOCUMENT NUMBER-DATE

10697 NOV 17 08

FPSC-COMMISSION CLERK

MONTHLY REPORT OF COST AND QUALITY OF FUEL OIL FOR ELECTRIC PLANTS
ORIGIN, VOLUME, DELIVERED PRICE AND AS RECEIVED QUALITY

1. Reporting Month: September Year: 2008
2. Reporting Company: Tampa Electric Company

3. Name, Title & Telephone Number of Contact Person Concerning Data
Submitted on this Form: Jeffrey Chronister, Assistant Controller
(813) - 228 - 1609

4. Signature of Official Submitting Report: 
Jeffrey Chronister, Assistant Controller

5. Date Completed: November 17, 2008

Line No. (a)	Plant Name (b)	Supplier Name (c)	Shipping Point (d)	Purchase Type (e)	Delivery Location (f)	Delivery Date (g)	Type Oil (h)	Sulfur Content % (i)	BTU Content (BTU/Gal) (j)	Volume (Bbls) (k)	Delivered Price (\$/Bbl) (l)
1.	Polk	Transmontaigne	Manatee	MTC	Polk	09/15/08	F02	*	*	363.57	\$131.79
2.	Polk	Transmontaigne	Manatee	MTC	Polk	09/16/08	F02	*	*	894.71	\$128.58
3.	Polk	Transmontaigne	Manatee	MTC	Polk	09/24/08	F02	*	*	732.71	\$133.09
4.	Polk	Transmontaigne	Manatee	MTC	Polk	09/26/08	F02	*	*	728.27	\$133.00
5.	Polk	Transmontaigne	Manatee	MTC	Polk	09/29/08	F02	*	*	1,082.91	\$123.49
6.	Polk	Transmontaigne	Manatee	MTC	Polk	09/30/08	F02	*	*	359.44	\$127.94
7.	Phillips	Transmontaigne	Manatee	MTC	Phillips	09/03/08	F06	*	*	633.60	\$107.54
8.	Phillips	Transmontaigne	Manatee	MTC	Phillips	09/04/08	F06	*	*	476.29	\$107.54
9.	Phillips	Transmontaigne	Manatee	MTC	Phillips	09/05/08	F06	*	*	944.17	\$107.54
10.	Phillips	Transmontaigne	Manatee	MTC	Phillips	09/08/08	F06	*	*	636.21	\$107.54
11.	Phillips	Transmontaigne	Manatee	MTC	Phillips	09/09/08	F06	*	*	636.45	\$107.54
12.	Phillips	Transmontaigne	Manatee	MTC	Phillips	09/10/08	F06	*	*	633.48	\$107.54
13.	Phillips	Transmontaigne	Manatee	MTC	Phillips	09/11/08	F06	*	*	792.12	\$107.54
14.	Phillips	Transmontaigne	Manatee	MTC	Phillips	09/12/08	F06	*	*	315.62	\$107.54

DOCUMENT NUMBER-DATE

10697 NOV 17 08

FPSC-COMMISSION CLERK

* No analysis taken
FPSC FORM 423-1 (2/87)

MONTHLY REPORT OF COST AND QUALITY OF FUEL OIL FOR ELECTRIC PLANTS
 DETAIL OF INVOICE AND TRANSPORTATION CHARGES

1. Reporting Month: September Year: 2008
 2. Reporting Company: Tampa Electric Company

3. Name, Title & Telephone Number of Contact Person Concerning Data
 Submitted on this Form: Jeffrey Chronister, Assistant Controller
 (813) - 228 - 1609

4. Signature of Official Submitting Report: 
 Jeffrey Chronister, Assistant Controller

5. Date Completed: November 17, 2008

Line No.	Plant Name	Supplier Name	Delivery Location	Delivery Date	Type Oil	Volume (Bbls)	Invoice Price (\$/Bbl)	Invoice Amount \$	Discount \$	Net Amount \$	Net Price (\$/Bbl)	Quality Adjust. (\$/Bbl)	Effective Purchase Price (\$/Bbl)	Transport to Terminal (\$/Bbl)	Add'l Transport Charges (\$/Bbl)	Other Charges (\$/Bbl)	Delivered Price (\$/Bbl)
(a)	(b)	(c)	(d)	(e)	(f)	(g)	(h)	(i)	(j)	(k)	(l)	(m)	(n)	(o)	(p)	(q)	(r)
1.	Polk	Transmontaigne	Polk	09/15/08	F02	363.57	\$131.79	47,915.82	\$0.00	47,915.82	\$131.79	\$0.00	\$131.79	\$0.00	\$0.00	\$0.00	\$131.79
2.	Polk	Transmontaigne	Polk	09/16/08	F02	894.71	\$128.58	115,041.49	\$0.00	115,041.49	\$128.58	\$0.00	\$128.58	\$0.00	\$0.00	\$0.00	\$128.58
3.	Polk	Transmontaigne	Polk	09/24/08	F02	732.71	\$133.09	97,513.70	\$0.00	97,513.70	\$133.09	\$0.00	\$133.09	\$0.00	\$0.00	\$0.00	\$133.09
4.	Polk	Transmontaigne	Polk	09/26/08	F02	728.27	\$133.00	96,856.93	\$0.00	96,856.93	\$133.00	\$0.00	\$133.00	\$0.00	\$0.00	\$0.00	\$133.00
5.	Polk	Transmontaigne	Polk	09/29/08	F02	1,082.91	\$123.49	133,726.36	\$0.00	133,726.36	\$123.49	\$0.00	\$123.49	\$0.00	\$0.00	\$0.00	\$123.49
6.	Polk	Transmontaigne	Polk	09/30/08	F02	359.44	\$127.94	45,988.54	\$0.00	45,988.54	\$127.94	\$0.00	\$127.94	\$0.00	\$0.00	\$0.00	\$127.94
7.	Phillips	Transmontaigne	Phillips	09/03/08	F06	633.60	\$107.54	68,136.23	\$0.00	68,136.23	\$107.54	\$0.00	\$107.54	\$0.00	\$0.00	\$0.00	\$107.54
8.	Phillips	Transmontaigne	Phillips	09/04/08	F06	476.29	\$107.54	51,220.19	\$0.00	51,220.19	\$107.54	\$0.00	\$107.54	\$0.00	\$0.00	\$0.00	\$107.54
9.	Phillips	Transmontaigne	Phillips	09/05/08	F06	944.17	\$107.54	101,535.99	\$0.00	101,535.99	\$107.54	\$0.00	\$107.54	\$0.00	\$0.00	\$0.00	\$107.54
10.	Phillips	Transmontaigne	Phillips	09/08/08	F06	636.21	\$107.54	68,418.96	\$0.00	68,418.96	\$107.54	\$0.00	\$107.54	\$0.00	\$0.00	\$0.00	\$107.54
11.	Phillips	Transmontaigne	Phillips	09/09/08	F06	636.45	\$107.54	68,443.81	\$0.00	68,443.81	\$107.54	\$0.00	\$107.54	\$0.00	\$0.00	\$0.00	\$107.54
12.	Phillips	Transmontaigne	Phillips	09/10/08	F06	633.48	\$107.54	68,123.35	\$0.00	68,123.35	\$107.54	\$0.00	\$107.54	\$0.00	\$0.00	\$0.00	\$107.54
13.	Phillips	Transmontaigne	Phillips	09/11/08	F06	792.12	\$107.54	85,183.49	\$0.00	85,183.49	\$107.54	\$0.00	\$107.54	\$0.00	\$0.00	\$0.00	\$107.54
14.	Phillips	Transmontaigne	Phillips	09/12/08	F06	315.62	\$107.54	33,941.75	\$0.00	33,941.75	\$107.54	\$0.00	\$107.54	\$0.00	\$0.00	\$0.00	\$107.54

DECLASSIFIED

CONFIDENTIAL

MONTHLY REPORT OF COST AND QUALITY OF FUEL OIL FOR ELECTRIC PLANTS
REPORT OF ADJUSTMENTS TO PREVIOUS OIL DELIVERIES

1. Reporting Month: September Year: 2008
2. Reporting Company: Tampa Electric Company

3. Name, Title & Telephone Number of Contact Person Concerning Data
Submitted on this Form: Jeffrey Chronister, Assistant Controller Financial Reporting
(813) - 228 - 1609

4. Signature of Official Submitting Report 
Jeffrey Chronister, Assistant Controller

5. Date Completed: November 17, 2008

Line No. (a)	Month Reported (b)	Form Plant Name (c)	Supplier (d)	Original Line Number (e)	Old Volume (Bbls) (f)	Form No. (g)	Column Designator & Title (h)	Old Value (i)	New Value (j)	New Delivered Price (\$/Bbls) (k)	Reason for Revision (l)
1.	05/19/08	Phillips	Transmontaigne	34.	319.50	423-1(a)	Col. (j), Invoice Amount (\$)	30,289.13	30,288.59	\$94.80	Price adjustment
2.	05/20/08	Phillips	Transmontaigne	35.	476.76	423-1(a)	Col. (j), Invoice Amount (\$)	46,222.06	46,221.88	\$96.95	Price adjustment
3.	05/29/08	Phillips	Transmontaigne	42.	466.42	423-1(a)	Col. (j), Invoice Amount (\$)	44,082.14	44,082.27	\$94.51	Price adjustment
4.	05/30/08	Phillips	Transmontaigne	43.	469.20	423-1(a)	Col. (j), Invoice Amount (\$)	44,526.51	44,526.60	\$94.90	Price adjustment
5.	05/31/08	Phillips	Transmontaigne	44.	156.35	423-1(a)	Col. (j), Invoice Amount (\$)	14,837.50	14,837.77	\$94.90	Price adjustment
6.	06/12/08	Phillips	Transmontaigne	27.	629.74	423-1(a)	Col. (j), Invoice Amount (\$)	67,517.20	67,722.22	\$107.54	Price adjustment

MONTHLY REPORT OF COST AND QUALITY OF COAL FOR ELECTRIC PLANTS
ORIGIN, TONNAGE, DELIVERED PRICE AND AS RECEIVED QUALITY

1. Reporting Month: September, Year: 2008
2. Reporting Company: Tampa Electric Company
3. Plant Name: United Maritime Group - Big Bend Station (1)

4. Name, Title & Telephone Number of Contact Person Concerning Data
Submitted on this Form: Jeffrey Chronister, Assistant Controller
(813) 228 - 1609

5. Signature of Official Submitting Form:

Jeffrey Chronister
Jeffrey Chronister, Assistant Controller

6. Date Completed: November 17, 2008

Line No. (a)	Supplier Name (b)	Mine Location (c)	Purchase Type (d)	Transport Mode (e)	Tons (f)	Effective Purchase Price (\$/Ton) (g)	Total Transport Charges (\$/Ton) (h)	Delivered Price Transfer Facility (\$/Ton) (i)	As Received Coal Quality			
									Sulfur Content % (j)	BTU Content (BTU/lb) (k)	Ash Content % (l)	Moisture Content % (m)
1.	Alliance Coal	10,IL,193	LTC	RB	18,678.61	\$37.14	\$15.51	\$52.65	2.90	12,038	7.84	10.18
2.	Alliance Coal (2)	10,IL,193	LTC	RB	19,378.20	\$33.81	\$38.08	\$71.89	2.90	12,038	7.84	10.18
3.	Coal Sales	10,IL,157	LTC	RB	15,909.20	\$31.87	\$16.09	\$47.96	2.94	11,015	8.95	13.43
4.	Dodge Hill Mining	9,KY,225	LTC	RB	31,065.60	\$43.72	\$14.94	\$58.66	2.45	12,711	9.29	6.40
5.	Dodge Hill Mining	10,IL,59	LTC	RB	6,179.50	\$43.10	\$15.05	\$58.15	2.45	12,711	9.29	6.40
6.	Dodge Hill Mining	9,KY,225	LTC	RB	12,696.50	\$44.22	\$14.94	\$59.16	2.74	12,531	9.63	6.68
7.	Dodge Hill Mining	10,IL,59	LTC	RB	6,159.20	\$43.60	\$15.05	\$58.65	2.74	12,531	9.63	6.68
8.	Knight Hawk	10,IL,77&145	S	RB	29,820.45	\$28.50	\$16.22	\$44.72	3.04	11,184	9.01	12.32
9.	Oxbow Mining	17,CO,51	LTC	RB	23,571.35	\$70.33	\$13.20	\$83.53	0.46	12,279	7.64	7.92
10.	Coal Sales	10,IL,165	LTC	RB	28,921.50	\$47.49	\$15.05	\$62.54	2.94	12,253	8.78	8.26
11.	Knight Hawk	10,IL,77&145	LTC	RB	11,628.10	\$33.62	\$16.22	\$49.84	3.21	11,202	9.59	11.75
12.	Dodge Hill Mining	10,IL,59	LTC	RB	8,086.50	\$41.21	\$15.05	\$56.26	2.82	12,466	9.85	6.70
13.	Dodge Hill Mining	9,KY,225	LTC	RB	14,251.50	\$41.83	\$14.94	\$56.77	2.82	12,466	9.85	6.70
14.	SMCC	9, KY, 233	S	RB	9,836.70	\$36.65	\$16.90	\$53.55	2.95	11,636	11.40	9.06
15.	Arch Coal Sales	19, WY, 5	S	RB	31,320.05	\$13.98	\$48.27	\$62.25	0.26	8,864	4.81	26.80
16.	American Coal	4,OH,13	LTC	RB	16,435.60	\$96.63	\$23.30	\$119.93	4.52	12,666	8.85	5.60
17.	Phoenix	9,KY,177	S	RB	18,517.00	\$32.05	\$17.69	\$49.74	3.71	11,288	11.54	10.27
18.	Phoenix	9,KY,177	S	RB	6,235.00	\$49.25	\$16.40	\$65.65	3.71	11,288	11.54	10.27
19.	Emerald	4,OH,13	S	RB	32,664.40	\$85.44	\$23.30	\$108.74	4.46	12,678	9.01	5.27
20.	Emerald	4,OH,13	S	OB	31,923.50	\$114.00	\$0.00	\$114.00	4.45	12,658	9.31	5.11
21.	Williamson Energy	10,IL,199	S	RB	12,905.00	\$34.00	\$14.40	\$48.40	2.38	11,865	9.73	9.80

(1) As TECO Bulk Terminal Transfer Facility is a central storage site for coal prior to its delivery to the power plant, the coal from suppliers noted on this schedule is delivered to Big Bend Station but could ultimately be delivered to Polk Station.
(2) Tons received via rail to Kinder Morgan Terminal.

MONTHLY REPORT OF COST AND QUALITY OF COAL FOR ELECTRIC PLANTS
 DETAILED PURCHASED COAL INVOICE INFORMATION

1. Reporting Month: September Year: 2008

2. Reporting Company: Tampa Electric Company

3. Plant Name: United Maritime Group - Big Bend Station (1)

4. Name, Title & Telephone Number of Contact Person Concerning Data
 Submitted on this Form: Jeffrey Chronister, Assistant Controller
 (813) - 228 - 1609

5. Signature of Official Submitting Form:



Jeffrey Chronister, Assistant Controller

6. Date Completed: November 17, 2008

Line No. (a)	Supplier Name (b)	Mine Location (c)	Purchase Type (d)	Tons (e)	F.O.B.(2) Mine Price (\$/Ton) (f)	Shorthaul & Loading Charges (\$/Ton) (g)	Original Invoice Price (\$/Ton) (h)	Retro-active Price Adjustments (\$/Ton) (i)	Base Price (\$/Ton) (j)	Quality Adjustments (\$/Ton) (k)	Effective Purchase Price (\$/Ton) (l)
1.	Alliance Coal	10,IL,193	LTC	18,678.61	N/A	\$0.00	\$35.96	\$1.18	\$37.14	\$0.00	\$37.14
2.	Alliance Coal	10,IL,193	LTC	19,378.20	N/A	\$0.00	\$33.81	\$0.00	\$33.81	\$0.00	\$33.81
3.	Coal Sales	10,IL,157	LTC	15,909.20	N/A	\$0.00	\$31.77	\$0.10	\$31.87	\$0.00	\$31.87
4.	Dodge Hill Mining	9,KY,225	LTC	31,065.60	N/A	\$0.00	\$43.72	\$0.00	\$43.72	\$0.00	\$43.72
5.	Dodge Hill Mining	10,IL,59	LTC	6,179.50	N/A	\$0.00	\$43.10	\$0.00	\$43.10	\$0.00	\$43.10
6.	Dodge Hill Mining	9,KY,225	LTC	12,696.50	N/A	\$0.00	\$44.22	\$0.00	\$44.22	\$0.00	\$44.22
7.	Dodge Hill Mining	10,IL,59	LTC	6,159.20	N/A	\$0.00	\$43.60	\$0.00	\$43.60	\$0.00	\$43.60
8.	Knight Hawk	10,IL,77&145	S	29,820.45	N/A	\$0.00	\$28.50	\$0.00	\$28.50	\$0.00	\$28.50
9.	Oxbow Mining	17,CO,51	LTC	23,571.35	N/A	\$0.00	\$63.52	\$6.81	\$70.33	\$0.00	\$70.33
10.	Coal Sales	10,IL,165	LTC	28,921.50	N/A	\$0.00	\$47.49	\$0.00	\$47.49	\$0.00	\$47.49
11.	Knight Hawk	10,IL,77&145	LTC	11,628.10	N/A	\$0.00	\$33.62	\$0.00	\$33.62	\$0.00	\$33.62
12.	Dodge Hill Mining	10,IL,59	LTC	8,086.50	N/A	\$0.00	\$41.21	\$0.00	\$41.21	\$0.00	\$41.21
13.	Dodge Hill Mining	9,KY,225	LTC	14,251.50	N/A	\$0.00	\$41.83	\$0.00	\$41.83	\$0.00	\$41.83
14.	SMCC	9, KY, 233	S	9,836.70	N/A	\$0.00	\$35.00	\$1.65	\$36.65	\$0.00	\$36.65
15.	Arch Coal Sales	19, WY, 5	S	31,320.05	N/A	\$0.00	\$13.75	\$0.23	\$13.98	\$0.00	\$13.98
16.	American Coal	4,OH,13	LTC	16,435.60	N/A	\$0.00	\$96.63	\$0.00	\$96.63	\$0.00	\$96.63
17.	Phoenix	9,KY,177	S	18,517.00	N/A	\$0.00	\$32.05	\$0.00	\$32.05	\$0.00	\$32.05
18.	Phoenix	9,KY,177	S	6,235.00	N/A	\$0.00	\$49.25	\$0.00	\$49.25	\$0.00	\$49.25
19.	Emerald	4,OH,13	S	32,664.40	N/A	\$0.00	\$85.00	\$0.00	\$85.00	\$0.44	\$85.44
20.	Emerald	4,OH,13	S	31,923.50	N/A	\$0.00	\$114.00	\$0.00	\$114.00	\$0.00	\$114.00
21.	Williamson Energy	10,IL,199	S	12,905.00	N/A	\$0.00	\$34.00	\$0.00	\$34.00	\$0.00	\$34.00

(1) As TECO Bulk Terminal Transfer Facility is a central storage site for coal prior to its delivery to the power plant, the coal from suppliers noted on this schedule is delivered to Big Bend Station but could ultimately be delivered to Polk Station.

(2) Tampa Electric purchases coal F.O.B. shipping point or F.O.B. destination.

MONTHLY REPORT OF COST AND QUALITY OF COAL FOR ELECTRIC PLANTS
 DETAIL OF TRANSPORTATION CHARGES

- 1. Reporting Month: September Year: 2008
- 2. Reporting Company: Tampa Electric Company
- 3. Plant Name: United Maritime Group - Big Bend Station (1)

4. Name, Title & Telephone Number of Contact Person Concerning Data
 Submitted on this Form: Jeffrey Chronister, Assistant Controller
 (813) 228 - 1609

5. Signature of Official Submitting Form: 
 Jeffrey Chronister, Assistant Controller

6. Date Completed: November 17, 2008

Line No. (a)	Supplier Name (b)	Mine Location (c)	Shipping Point (d)	Transport Mode (e)	Tons (f)	(2) Effective Purchase Price (\$/Ton) (g)	Add'l Shorthaul & Loading Charges (\$/Ton) (h)	Rail Rate (\$/Ton) (i)	Other Rail Charges (\$/Ton) (j)	River Barge Rate (\$/Ton) (k)	Trans-loading Rate (\$/Ton) (l)	Ocean Barge Rate (\$/Ton) (m)	Other Water Charges (\$/Ton) (n)	Other Related Charges (\$/Ton) (o)	Total Transportation Charges (\$/Ton) (p)	Delivered Price Transfer Facility (\$/Ton) (q)
1.	Alliance Coal	10,IL,193	White Cnty., IL	RB	18,678.61	\$37.14	\$0.00	\$0.00	\$0.00	\$15.51	\$0.00	\$0.00	\$0.00	\$0.00	\$15.51	\$52.65
2.	Alliance Coal	10,IL,193	White Cnty., IL	RB	19,378.20	\$33.81	\$0.00	\$38.08	\$0.00	\$0.00	\$0.00	\$0.00	\$0.00	\$0.00	\$38.08	\$71.89
3.	Coal Sales	10,IL,157	Randolph Cnty., IL	RB	15,909.20	\$31.87	\$0.00	\$0.00	\$0.00	\$16.09	\$0.00	\$0.00	\$0.00	\$0.00	\$16.09	\$47.96
4.	Dodge Hill Mining	9,KY,225	Union Cnty., KY	RB	31,065.60	\$43.72	\$0.00	\$0.00	\$0.00	\$14.94	\$0.00	\$0.00	\$0.00	\$0.00	\$14.94	\$58.66
5.	Dodge Hill Mining	10,IL,59	Gallatin Cnty., IL	RB	6,179.50	\$43.10	\$0.00	\$0.00	\$0.00	\$15.05	\$0.00	\$0.00	\$0.00	\$0.00	\$15.05	\$58.15
6.	Dodge Hill Mining	9,KY,225	Union Cnty, KY	RB	12,696.50	\$44.22	\$0.00	\$0.00	\$0.00	\$14.94	\$0.00	\$0.00	\$0.00	\$0.00	\$14.94	\$59.16
7.	Dodge Hill Mining	10,IL,59	Gallatin Cnty., IL	RB	6,159.20	\$43.60	\$0.00	\$0.00	\$0.00	\$15.05	\$0.00	\$0.00	\$0.00	\$0.00	\$15.05	\$58.65
8.	Knight Hawk	10,IL,77&145	Jackson & Perry Cnty., IL	RB	29,820.45	\$28.50	\$0.00	\$0.00	\$0.00	\$16.22	\$0.00	\$0.00	\$0.00	\$0.00	\$16.22	\$44.72
9.	Oxbow Mining	17,CO,51	Gunnison Cnty., CO	RB	23,571.35	\$70.33	\$0.00	\$0.00	\$0.00	\$13.20	\$0.00	\$0.00	\$0.00	\$0.00	\$13.20	\$83.53
10.	Coal Sales	10,IL,165	Saline Cnty., IL	RB	28,921.50	\$47.49	\$0.00	\$0.00	\$0.00	\$15.05	\$0.00	\$0.00	\$0.00	\$0.00	\$15.05	\$62.54
11.	Knight Hawk	10,IL,77&145	Jackson & Perry Cnty., IL	RB	11,628.10	\$33.62	\$0.00	\$0.00	\$0.00	\$16.22	\$0.00	\$0.00	\$0.00	\$0.00	\$16.22	\$49.84
12.	Dodge Hill Mining	10,IL,59	Gallatin Cnty., IL	RB	8,086.50	\$41.21	\$0.00	\$0.00	\$0.00	\$15.05	\$0.00	\$0.00	\$0.00	\$0.00	\$15.05	\$56.26
13.	Dodge Hill Mining	9,KY,225	Union Cnty., KY	RB	14,251.50	\$41.83	\$0.00	\$0.00	\$0.00	\$14.94	\$0.00	\$0.00	\$0.00	\$0.00	\$14.94	\$56.77
14.	SMCC	9, KY, 233	Webster Cnty., KY	RB	9,836.70	\$36.65	\$0.00	\$0.00	\$0.00	\$16.90	\$0.00	\$0.00	\$0.00	\$0.00	\$16.90	\$53.55
15.	Arch Coal Sales	19, WY, 5	Campbell Cnty., WY	RB	31,320.05	\$13.98	\$0.00	\$33.87	\$0.00	\$14.40	\$0.00	\$0.00	\$0.00	\$0.00	\$48.27	\$62.25
16.	American Coal	4,OH,13	Belmont Cnty., OH	RB	16,435.60	\$96.63	\$0.00	\$0.00	\$0.00	\$23.30	\$0.00	\$0.00	\$0.00	\$0.00	\$23.30	\$119.93
17.	Phoenix	9,KY,177	Muhlenberg Cnty., KY	RB	18,517.00	\$32.05	\$0.00	\$0.00	\$0.00	\$17.69	\$0.00	\$0.00	\$0.00	\$0.00	\$17.69	\$49.74
18.	Phoenix	9,KY,177	Muhlenberg Cnty., KY	RB	6,235.00	\$49.25	\$0.00	\$0.00	\$0.00	\$16.40	\$0.00	\$0.00	\$0.00	\$0.00	\$16.40	\$65.65
19.	Emerald	4,OH,13	Belmont Cnty., OH	RB	32,664.40	\$85.44	\$0.00	\$0.00	\$0.00	\$23.30	\$0.00	\$0.00	\$0.00	\$0.00	\$23.30	\$108.74
20.	Emerald	4,OH,13	Belmont Cnty., OH	OB	31,923.50	\$114.00	\$0.00	\$0.00	\$0.00	\$0.00	\$0.00	\$0.00	\$0.00	\$0.00	\$0.00	\$114.00
21.	Williamson Energy	10,IL,199	Williamson Cnty., IL	RB	12,905.00	\$34.00	\$0.00	\$0.00	\$0.00	\$14.40	\$0.00	\$0.00	\$0.00	\$0.00	\$14.40	\$48.40

(1) As TECO Bulk Terminal Transfer Facility is a central storage site for coal prior to its delivery to the power plant, the coal from suppliers noted on this schedule is delivered to Big Bend Station but could ultimately be delivered to Polk Station.

(2) Tampa Electric purchases coal F.O.B. shipping point or F.O.B. destination.

**** SPECIFIED CONFIDENTIAL ****

MONTHLY REPORT OF COST AND QUALITY OF COAL FOR ELECTRIC PLANTS
ORIGIN, TONNAGE, DELIVERED PRICE AND AS RECEIVED QUALITY

- 1. Reporting Month: September Year: 2008
- 2. Reporting Company: Tampa Electric Company
- 3. Plant Name: United Maritime Group Transfer Facility - Polk Station (1)

4. Name, Title & Telephone Number of Contact Person Concerning Data
Submitted on this Form: Jeffrey Chronister, Assistant Controller
(813) 228 - 1609

5. Signature of Official Submitting Form: 
Jeffrey Chronister, Assistant Controller

6. Date Completed: November 17, 2008

Line No. (a)	Supplier Name (b)	Mine Location (c)	Purchase Type (d)	Transport Mode (e)	Tons (f)	Effective Purchase Price (\$/Ton) (g)	Total Transport Charges (\$/Ton) (h)	Delivered Price Transfer Facility (\$/Ton) (i)	As Received Coal Quality			
									Sulfur Content % (j)	BTU Content (BTU/lb) (k)	Ash Content % (l)	Moisture Content % (m)
1.	Oxbow Petcoke	N/A	S	RB	35,864.47	\$35.50	\$5.53	\$41.03	4.87	14,159	0.31	6.70

(1) As United Maritime Group Transfer Facility is a central storage site for coal prior to its delivery to the power plant, the coal from suppliers noted on this schedule is delivered to Polk Station but could ultimately be delivered to Big Bend Station.

DECLASSIFIED

CONFIDENTIAL

** SPECIFIED CONFIDENTIAL **

FPSC Form 423-2(a)

MONTHLY REPORT OF COST AND QUALITY OF COAL FOR ELECTRIC PLANTS
DETAILED PURCHASED COAL INVOICE INFORMATION

1. Reporting Month: September Year: 2008

2. Reporting Company: Tampa Electric Company

3. Plant Name: United Maritime Group Transfer Facility - Polk Station (1)

4. Name, Title & Telephone Number of Contact Person Concerning Data
Submitted on this Form: Jeffrey Chronister, Assistant Controller
(813) - 228 - 1609

5. Signature of Official Submitting Form: 
Jeffrey Chronister, Assistant Controller

6. Date Completed: November 17, 2008

Line No. (a)	Supplier Name (b)	Mine Location (c)	Purchase Type (d)	Tons (e)	F.O.B.(2) Mine Price (\$/Ton) (f)	Shorthaul & Loading Charges (\$/Ton) (g)	Original Invoice Price (\$/Ton) (h)	Retro-active Price Adjustments (\$/Ton) (i)	Base Price (\$/Ton) (j)	Quality Adjustments (\$/Ton) (k)	Effective Purchase Price (\$/Ton) (l)
1.	Oxbow Petcoke	N/A	S	35,864.47	N/A	\$0.00	\$35.50	\$0.00	\$35.50	\$0.00	\$35.50

(1) As United Maritime Group Transfer Facility is a central storage site for coal prior to its delivery to the power plant, the coal from suppliers noted on this schedule is delivered to Polk Station but could ultimately be delivered to Big Bend Station.

(2) Tampa Electric purchases coal F.O.B. shipping point or F.O.B. destination.

FPSC FORM 423-2(a) (2/87)

DECLASSIFIED

CONFIDENTIAL

**** SPECIFIED CONFIDENTIAL ****

MONTHLY REPORT OF COST AND QUALITY OF COAL FOR ELECTRIC PLANTS
 DETAIL OF TRANSPORTATION CHARGES

- 1. Reporting Month: September Year: 2008
- 2. Reporting Company: Tampa Electric Company
- 3. Plant Name: United Maritime Group Transfer Facility - Polk Station (1)

4. Name, Title & Telephone Number of Contact Person Concerning Data
 Submitted on this Form: Jeffrey Chronister, Assistant Controller
 (813) 228 - 1609

5. Signature of Official Submitting Form:



Jeffrey Chronister, Assistant Controller

6. Date Completed: November 17, 2008

Line No. (a)	Supplier Name (b)	Mine Location (c)	Shipping Point (d)	Transport Mode (e)	Tons (f)	(2) Effective Purchase Price (\$/Ton) (g)	Add'l Shorthaul & Loading Charges (\$/Ton) (h)	Rail Charges				Waterborne Charges				Total Transportation Charges (\$/Ton) (p)	Delivered Price Transfer Facility (\$/Ton) (q)
								Rail Rate (\$/Ton) (i)	Other Rail Charges (\$/Ton) (j)	River Barge Rate (\$/Ton) (k)	Trans-loading Rate (\$/Ton) (l)	Ocean Barge Rate (\$/Ton) (m)	Other Water Charges (\$/Ton) (n)	Other Related Charges (\$/Ton) (o)			
1.	Oxbow Petcoke	N/A	Davant, La.	RB	35,864.47	\$35.50	\$0.00	\$0.00	\$0.00	\$5.53	\$0.00	\$0.00	\$0.00	\$0.00	\$5.53	\$41.03	

(1) As United Maritime Group Transfer Facility is a central storage site for coal prior to its delivery to the power plant, the coal from suppliers noted on this schedule is delivered to Polk Station but could ultimately be delivered to Big Bend Station.

DECLASSIFIED

CONFIDENTIAL


**** SPECIFIED CONFIDENTIAL ****

FPSC Form 423-2

MONTHLY REPORT OF COST AND QUALITY OF COAL FOR ELECTRIC PLANTS
ORIGIN, TONNAGE, DELIVERED PRICE AND AS RECEIVED QUALITY

- 1. Reporting Month: September Year: 2008
- 2. Reporting Company: Tampa Electric Company
- 3. Plant Name: Big Bend Station (1)

4. Name, Title & Telephone Number of Contact Person Concerning Data
Submitted on this Form: Jeffrey Chronister, Assistant Controller
(813) 228 - 1609

5. Signature of Official Submitting Form: 
Jeffrey Chronister, Assistant Controller

6. Date Completed: November 17, 2008

Line No. (a)	Supplier Name (b)	Mine Location (c)	Purchase Type (d)	Transport Mode (e)	Tons (f)	Effective Purchase Price (\$/Ton) (g)	Total Transport Charges (\$/Ton) (h)	FOB Plant Price (\$/Ton) (i)	As Received Coal Quality			
									Sulfur Content % (j)	BTU Content (BTU/lb) (k)	Ash Content % (l)	Moisture Content % (m)
1.	Transfer Facility - Big Bend	N/A	N/A	OB	170,025.00	\$55.18	\$14.30	\$69.48	3.05	11,424	9.13	11.62
2.	Transfer Facility - Polk	N/A	N/A	OB	39,190.00	\$68.72	\$14.31	\$83.03	2.30	12,735	5.84	8.46

(1) This page includes all coal delivered to Big Bend for use at Big Bend or Polk. Effective with the January 2008 filing.

MONTHLY REPORT OF COST AND QUALITY OF COAL FOR ELECTRIC PLANTS
 DETAILED PURCHASED COAL INVOICE INFORMATION

1. Reporting Month: September Year: 2008

2. Reporting Company: Tampa Electric Company

3. Plant Name: Big Bend Station

4. Name, Title & Telephone Number of Contact Person Concerning Data
 Submitted on this Form: Jeffrey Chronister, Assistant Controller
 (813) 228 - 1609

5. Signature of Official Submitting Form: 
 Jeffrey Chronister, Assistant Controller


6. Date Completed: November 17, 2008

Line No. (a)	Supplier Name (b)	Mine Location (c)	Purchase Type (d)	Tons (e)	F.O.B. Mine Price (\$/Ton) (f)	Shorthaul & Loading Charges (\$/Ton) (g)	Original Invoice Price (\$/Ton) (h)	Retro-active Price Adjustments (\$/Ton) (i)	Base Price (\$/Ton) (j)	Quality Adjustments (\$/Ton) (k)	Effective Purchase Price (\$/Ton) (l)
1.	Transfer Facility - Big Bend	N/A	N/A	170,025.00	N/A	\$0.00	\$55.18	\$0.00	\$55.18	\$0.00	\$55.18
2.	Transfer Facility - Polk	N/A	N/A	39,190.00	N/A	\$0.00	\$68.72	\$0.00	\$68.72	\$0.00	\$68.72

MONTHLY REPORT OF COST AND QUALITY OF COAL FOR ELECTRIC PLANTS
 DETAIL OF TRANSPORTATION CHARGES

- 1. Reporting Month: September Year: 2008
- 2. Reporting Company: Tampa Electric Company
- 3. Plant Name: Big Bend Station (1)

4. Name, Title & Telephone Number of Contact Person Concerning Data
 Submitted on this Form: Jeffrey Chronister, Assistant Controller
 (813) 228 - 1609

5. Signature of Official Submitting Form: 
 Jeffrey Chronister, Assistant Controller

6. Date Completed: November 17, 2008

Line No. (a)	Supplier Name (b)	Mine Location (c)	Shipping Point (d)	Transport Mode (e)	Tons (f)	Effective Purchase Price (\$/Ton) (g)	Add'l Shorthaul & Loading Charges (\$/Ton) (h)	Rail Charges		Waterborne Charges					Total Transportation Charges (\$/Ton) (p)	FOB Plant Price (\$/Ton) (q)
								Rail Rate (\$/Ton) (i)	Other Rail Charges (\$/Ton) (j)	River Barge Rate (\$/Ton) (k)	Trans-loading Rate (\$/Ton) (l)	Ocean Barge Rate (\$/Ton) (m)	Other Water Charges (\$/Ton) (n)	Other Related Charges (\$/Ton) (o)		
1.	Transfer Facility - Big Bend	N/A	Davant, La.	OB	170,025.00	\$55.18	\$0.00	\$0.00	\$0.00	\$0.00	\$0.00	\$14.30	\$0.00	\$0.00	\$14.30	\$69.48
2.	Transfer Facility - Polk	N/A	Davant, La.	OB	39,190.00	\$68.72	\$0.00	\$0.00	\$0.00	\$0.00	\$0.00	\$14.31	\$0.00	\$0.00	\$14.31	\$83.03


(1) The Ocean Barge Rate (\$/Ton) reported in column (m) includes terminal charges incurred at TECO Bulk Terminal and ocean shipping charges.

**** SPECIFIED CONFIDENTIAL ****

MONTHLY REPORT OF COST AND QUALITY OF COAL FOR ELECTRIC PLANTS
ORIGIN, TONNAGE, DELIVERED PRICE AND AS RECEIVED QUALITY

- 1. Reporting Month: September Year: 2008
- 2. Reporting Company: Tampa Electric Company
- 3. Plant Name: Polk Station (1)

4. Name, Title & Telephone Number of Contact Person Concerning Data Submitted on this Form: Jeffrey Chronister, Assistant Controller (813) 228 - 1609

5. Signature of Official Submitting Form: 
Jeffrey Chronister, Assistant Controller

6. Date Completed: November 17, 2008

Line No. (a)	Supplier Name (b)	Mine Location (c)	Purchase Type (d)	Transport Mode (e)	Tons (f)	Effective Purchase Price (\$/Ton) (g)	Total Transport Charges (\$/Ton) (h)	FOB Plant Price (\$/Ton) (i)	As Received Coal Quality			
									Sulfur Content % (j)	BTU Content (BTU/lb) (k)	Ash Content % (l)	Moisture Content % (m)
1.	Transfer facility	N/A	N/A	OB	41,238.81	\$0.00	\$4.63	\$4.63	-	-	-	-

(1) This page includes coal received at Big Bend and subsequently trucked to Polk Effective with the January 2008 filing.

DECLASSIFIED

CONFIDENTIAL

**** SPECIFIED CONFIDENTIAL ****

MONTHLY REPORT OF COST AND QUALITY OF COAL FOR ELECTRIC PLANTS
 DETAILED PURCHASED COAL INVOICE INFORMATION

1. Reporting Month: September Year: 2008

2. Reporting Company: Tampa Electric Company

3. Plant Name: Polk Station

4. Name, Title & Telephone Number of Contact Person Concerning Data

Submitted on this Form: Jeffrey Chronister, Assistant Controller
 (813) 228 - 1609

5. Signature of Official Submitting Form:

Jeffrey Chronister
 Jeffrey Chronister, Assistant Controller

6. Date Completed: November 17, 2008

Line No. (a)	Supplier Name (b)	Mine Location (c)	Purchase Type (d)	Tons (e)	F.O.B. Mine Price (\$/Ton) (f)	Shorthaul & Loading Charges (\$/Ton) (g)	Original Invoice Price (\$/Ton) (h)	Retro-active Price Adjustments (\$/Ton) (i)	Base Price (\$/Ton) (j)	Quality Adjustments (\$/Ton) (k)	Effective Purchase Price (\$/Ton) (l)
1.	Transfer facility	N/A	N/A	41,238.81	N/A	\$0.00	\$0.00	\$0.00	\$0.00	\$0.00	\$0.00

DECLASSIFIED

CONFIDENTIAL

**** SPECIFIED CONFIDENTIAL ****

MONTHLY REPORT OF COST AND QUALITY OF COAL FOR ELECTRIC PLANTS
 DETAIL OF TRANSPORTATION CHARGES

- 1. Reporting Month: September Year: 2008
- 2. Reporting Company: Tampa Electric Company
- 3. Plant Name: Polk Station (1)

4. Name, Title & Telephone Number of Contact Person Concerning Data
 Submitted on this Form: Jeffrey Chronister, Assistant Controller
 (813) 228 - 1609

5. Signature of Official Submitting Form:

Jeffrey Chronister
 Jeffrey Chronister, Assistant Controller

6. Date Completed: November 17, 2008

Line No. (a)	Supplier Name (b)	Mine Location (c)	Shipping Point (d)	Transport Mode (e)	Tons (f)	Effective Purchase Price (\$/Ton) (g)	Add'l Shorthaul & Loading Charges (\$/Ton) (h)	Rail Charges		Waterborne Charges				Other Related Charges (\$/Ton) (o)	Total Transportation Charges (\$/Ton) (p)	FOB Plant Price (\$/Ton) (q)
								Rail Rate (\$/Ton) (i)	Other Rail Charges (\$/Ton) (j)	River Barge Rate (\$/Ton) (k)	Trans-loading Rate (\$/Ton) (l)	Ocean Barge Rate (\$/Ton) (m)	Other Water Charges (\$/Ton) (n)			
1.	Transfer facility	N/A	N/A	OB	41,238.81	\$0.00	\$0.00	\$0.00	\$0.00	\$0.00	\$0.00	\$0.00	\$0.00	\$4.63	\$4.63	\$4.63

(1) Col (o) Other Related Charges includes the cost of trucking.

DECLASSIFIED

CONFIDENTIAL

MONTHLY REPORT OF COST AND QUALITY OF COAL FOR ELECTRIC PLANTS
REPORT OF ADJUSTMENTS TO PREVIOUS COAL DELIVERED

1. Reporting Month: September Year: 2008

2. Reporting Company: Tampa Electric Company

3. Name, Title & Telephone Number of Contact Person Concerning Data
Submitted on this Form: Jeffrey Chronister, Assistant Controller
(813) 228 - 1609

4. Signature of Official Submitting Report: 
Jeffrey Chronister, Assistant Controller

5. Date Completed: November 17, 2008

Line No. (a)	Month Reported (b)	Form Plant Name (c)	Intended Generating Plant (d)	Supplier (e)	Original Line Number (f)	Old Volume Tons (g)	Form No. (h)	Column Designator & Title (i)	Old Value (j)	New Value (k)	Delivered Price Transfer Facility (\$/Ton) (l)	Reason for Revision (m)
1.	April 2008	Transfer Facility	Big Bend	Dodge Hill Mining	3.	14,995.40	423-2(a)	Col. (k), Quality Adjustments (\$/Ton)	\$0.00	(\$0.68)	\$55.58	Quality Adjustment
2.	April 2008	Transfer Facility	Big Bend	Dodge Hill Mining	3.	14,995.40	423-2(a)	Col. (i), Price Adjustments (\$/Ton)	\$0.07	\$0.23	\$55.74	Price Adjustment
3.	April 2008	Transfer Facility	Big Bend	Dodge Hill Mining	4.	31,819.60	423-2(a)	Col. (k), Quality Adjustments (\$/Ton)	\$0.00	(\$0.68)	\$55.18	Quality Adjustment
4.	April 2008	Transfer Facility	Big Bend	Dodge Hill Mining	5.	15,031.80	423-2(a)	Col. (k), Quality Adjustments (\$/Ton)	\$0.00	(\$0.68)	\$55.57	Quality Adjustment
5.	April 2008	Transfer Facility	Big Bend	Dodge Hill Mining	5.	15,031.80	423-2(a)	Col. (i), Price Adjustments (\$/Ton)	\$0.06	\$0.22	\$55.73	Price Adjustment
6.	April 2008	Transfer Facility	Big Bend	Oxbow Mining	7.	35,907.55	423-2(a)	Col. (i), Price Adjustments (\$/Ton)	\$3.12	\$3.24	\$77.96	Price Adjustment
7.	April 2008	Transfer Facility	Big Bend	Dodge Hill Mining	10.	18,402.00	423-2(a)	Col. (k), Quality Adjustments (\$/Ton)	\$0.00	\$2.46	\$59.22	Quality Adjustment
8.	April 2008	Transfer Facility	Big Bend	Dodge Hill Mining	10.	18,402.00	423-2(a)	Col. (i), Price Adjustments (\$/Ton)	\$0.00	\$0.16	\$59.38	Price Adjustment
9.	April 2008	Transfer Facility	Big Bend	SMCC	12.	27,003.80	423-2(a)	Col. (k), Quality Adjustments (\$/Ton)	\$0.00	\$0.19	\$49.74	Quality Adjustment
10.	April 2008	Transfer Facility	Big Bend	Dodge Hill Mining	13.	29,347.50	423-2(a)	Col. (i), Price Adjustments (\$/Ton)	\$0.00	\$0.16	\$54.53	Price Adjustment
11.	April 2008	Big Bend Station	Big Bend	City of Lakeland	3.	6,848.30	423-2	Col. (f), Tons	6,848.30	7,008.97	\$75.00	Tonnage adjustment
12.	May 2008	Transfer Facility	Big Bend	Dodge Hill Mining	2.	20,291.80	423-2(a)	Col. (k), Quality Adjustments (\$/Ton)	\$0.00	(\$0.13)	\$56.13	Quality Adjustment
13.	May 2008	Transfer Facility	Big Bend	Dodge Hill Mining	2.	20,291.80	423-2(a)	Col. (i), Price Adjustments (\$/Ton)	\$0.00	\$0.48	\$56.61	Price Adjustment
14.	May 2008	Transfer Facility	Big Bend	Dodge Hill Mining	3.	11,016.20	423-2(a)	Col. (k), Quality Adjustments (\$/Ton)	\$0.00	(\$0.13)	\$55.73	Quality Adjustment
15.	May 2008	Transfer Facility	Big Bend	Knight Hawk	5.	34,803.83	423-2(a)	Col. (k), Quality Adjustments (\$/Ton)	\$0.00	(\$0.08)	\$42.10	Quality Adjustment
16.	May 2008	Transfer Facility	Big Bend	Coal Sales	7.	42,685.80	423-2(a)	Col. (k), Quality Adjustments (\$/Ton)	\$0.00	\$0.41	\$54.66	Quality Adjustment
17.	May 2008	Transfer Facility	Big Bend	Dodge Hill Mining	8.	18,132.90	423-2(a)	Col. (i), Price Adjustments (\$/Ton)	\$0.00	\$0.48	\$57.24	Price Adjustment
18.	May 2008	Transfer Facility	Big Bend	Dodge Hill Mining	9.	3,878.00	423-2(a)	Col. (k), Quality Adjustments (\$/Ton)	\$0.00	\$3.96	\$58.02	Quality Adjustment
19.	May 2008	Transfer Facility	Big Bend	Dodge Hill Mining	9.	3,878.00	423-2(a)	Col. (i), Price Adjustments (\$/Ton)	\$0.00	(\$0.09)	\$57.93	Price Adjustment
20.	May 2008	Transfer Facility	Big Bend	Knight Hawk	10.	21,458.39	423-2(a)	Col. (k), Quality Adjustments (\$/Ton)	\$0.00	\$0.59	\$45.92	Quality Adjustment
21.	May 2008	Transfer Facility	Big Bend	SMCC	11.	4,983.30	423-2(a)	Col. (k), Quality Adjustments (\$/Ton)	\$0.00	\$0.05	\$49.60	Quality Adjustment
22.	May 2008	Transfer Facility	Big Bend	Dodge Hill Mining	12.	28,903.90	423-2(a)	Col. (k), Quality Adjustments (\$/Ton)	\$0.00	\$3.96	\$58.33	Quality Adjustment
23.	May 2008	Transfer Facility	Big Bend	Dodge Hill Mining	12.	28,903.90	423-2(a)	Col. (i), Price Adjustments (\$/Ton)	\$0.00	\$0.48	\$58.81	Price Adjustment


MONTHLY REPORT OF COST AND QUALITY OF COAL FOR ELECTRIC PLANTS
REPORT OF ADJUSTMENTS TO PREVIOUS COAL DELIVERED

1. Reporting Month: September Year: 2008

2. Reporting Company: Tampa Electric Company

3. Name, Title & Telephone Number of Contact Person Concerning Data
Submitted on this Form: Jeffrey Chronister, Assistant Controller
(813) 228 - 1609

4. Signature of Official Submitting Report:



Jeffrey Chronister, Assistant Controller

5. Date Completed: November 17, 2008

Line No. (a)	Month Reported (b)	Form Plant Name (c)	Intended Generating Plant (d)	Supplier (e)	Original Line Number (f)	Old Volume Tons (g)	Form No. (h)	Column Designator & Title (i)	Old Value (j)	New Value (k)	Delivered Price Transfer Facility (\$/Ton) (l)	Reason for Revision (m)
24.	May 2008	Transfer Facility	Big Bend	Phoenix	13.	22,231.10	423-2(a)	Col. (k), Quality Adjustments (\$/Ton)	\$0.00	(\$0.21)	\$47.08	Quality Adjustment
25.	June 2008	Transfer Facility	Big Bend	Coal Sales	2.	66,819.30	423-2(a)	Col. (k), Quality Adjustments (\$/Ton)	\$0.00	\$2.19	\$47.59	Quality Adjustment
26.	June 2008	Transfer Facility	Big Bend	Coal Sales	7.	84,036.10	423-2(a)	Col. (k), Quality Adjustments (\$/Ton)	\$0.00	\$0.61	\$54.86	Quality Adjustment
27.	June 2008	Transfer Facility	Big Bend	Knight Hawk	10.	10,985.00	423-2(a)	Col. (k), Quality Adjustments (\$/Ton)	\$0.00	\$0.61	\$45.94	Quality Adjustment
28.	June 2008	Transfer Facility	Big Bend	Phoenix	13.	25,177.60	423-2(a)	Col. (k), Quality Adjustments (\$/Ton)	\$0.00	\$0.04	\$47.33	Quality Adjustment
29.	January 2004	Transfer Facility	Big Bend	Dodge Hill Mining	6.	4,873.80	423-2(b)	Col. (k), River Barge Rate (\$/Ton)	\$8.17	\$7.21	\$37.27	Transportation Rate Adjustment
30.	January 2004	Transfer Facility	Big Bend	Dodge Hill Mining	7.	2,088.90	423-2(b)	Col. (k), River Barge Rate (\$/Ton)	\$8.17	\$7.21	\$36.70	Transportation Rate Adjustment
31.	October 2004	Transfer Facility	Big Bend	Dodge Hill Mining	6.	7,576.90	423-2(b)	Col. (k), River Barge Rate (\$/Ton)	\$8.44	\$8.48	\$36.97	Transportation Rate Adjustment
32.	October 2004	Transfer Facility	Big Bend	Dodge Hill Mining	7.	3,621.00	423-2(b)	Col. (k), River Barge Rate (\$/Ton)	\$8.44	\$8.48	\$36.47	Transportation Rate Adjustment
33.	November 2004	Transfer Facility	Big Bend	Dodge Hill Mining	6.	8,542.90	423-2(b)	Col. (k), River Barge Rate (\$/Ton)	\$8.44	\$8.48	\$38.11	Transportation Rate Adjustment
34.	November 2004	Transfer Facility	Big Bend	Dodge Hill Mining	7.	1,631.20	423-2(b)	Col. (k), River Barge Rate (\$/Ton)	\$8.44	\$8.48	\$37.54	Transportation Rate Adjustment
35.	January 2004	Transfer Facility	Big Bend	Dodge Hill Mining	2.	48,674.60	423-2(b)	Col. (k), River Barge Rate (\$/Ton)	\$6.74	\$6.75	\$37.06	Transportation Rate Adjustment
36.	January 2004	Transfer Facility	Big Bend	Dodge Hill Mining	5.	13,469.30	423-2(b)	Col. (k), River Barge Rate (\$/Ton)	\$6.74	\$6.75	\$36.70	Transportation Rate Adjustment
37.	February 2004	Transfer Facility	Big Bend	Dodge Hill Mining	2.	29,417.00	423-2(b)	Col. (k), River Barge Rate (\$/Ton)	\$6.74	\$6.75	\$37.48	Transportation Rate Adjustment
38.	February 2004	Transfer Facility	Big Bend	Dodge Hill Mining	5.	15,507.00	423-2(b)	Col. (k), River Barge Rate (\$/Ton)	\$6.74	\$6.75	\$36.89	Transportation Rate Adjustment
39.	March 2004	Transfer Facility	Big Bend	Dodge Hill Mining	2.	31,285.00	423-2(b)	Col. (k), River Barge Rate (\$/Ton)	\$6.74	\$6.75	\$37.25	Transportation Rate Adjustment
40.	March 2004	Transfer Facility	Big Bend	Dodge Hill Mining	5.	18,242.60	423-2(b)	Col. (k), River Barge Rate (\$/Ton)	\$6.74	\$6.75	\$37.00	Transportation Rate Adjustment
41.	October 2004	Transfer Facility	Big Bend	Dodge Hill Mining	2.	28,643.70	423-2(b)	Col. (k), River Barge Rate (\$/Ton)	\$7.91	\$7.95	\$36.91	Transportation Rate Adjustment
42.	October 2004	Transfer Facility	Big Bend	Dodge Hill Mining	5.	9,398.30	423-2(b)	Col. (k), River Barge Rate (\$/Ton)	\$7.91	\$7.95	\$36.41	Transportation Rate Adjustment
43.	November 2004	Transfer Facility	Big Bend	Dodge Hill Mining	2.	37,840.50	423-2(b)	Col. (k), River Barge Rate (\$/Ton)	\$7.91	\$7.95	\$39.01	Transportation Rate Adjustment
42.	November 2004	Transfer Facility	Big Bend	Dodge Hill Mining	5.	13,078.60	423-2(b)	Col. (k), River Barge Rate (\$/Ton)	\$7.91	\$7.95	\$38.44	Transportation Rate Adjustment
43.	December 2007	Transfer Facility	Big Bend	Dodge Hill Mining	3.	46,394.10	423-2(b)	Col. (k), River Barge Rate (\$/Ton)	\$12.06	\$11.11	\$56.22	Transportation Rate Adjustment
44.	December 2007	Transfer Facility	Big Bend	Dodge Hill Mining	5.	12,428.60	423-2(b)	Col. (k), River Barge Rate (\$/Ton)	\$12.06	\$11.11	\$56.99	Transportation Rate Adjustment