



CONFIDENTIAL

November 19, 2008

100001-EI


Ms. Ann Cole
Commission Clerk
Florida Public Service Commission
2540 Shumard Oak Blvd.
Tallahassee, Florida 32399-0850

Re: Docket No. 080001-EI-Request for Specified Confidential Treatment

Dear Ms. Cole:

Enclosed for filing is the original plus 10 copies of Progress Energy Florida, Inc.'s sealed Attachment C to PEF's Request for Specified Confidential Treatment regarding the company's FPSC Forms 423 for the month of October, 2008. This document should be treated as Specified Confidential. Edited copies of the forms, which may be made public, have been submitted for filing this date under separate cover.

Please acknowledge your receipt and filing of the above on the enclosed copy of this letter and return same to me.

Sincerely,

John Burnett
Associate General Counsel

JB/emc
Enclosures
cc: Joseph A. McGlothlin, Esq.

(copy 1 of 11) (copies 2 through 11) Shredded
DECLASSIFIED vmp 11/21/2010
DOCUMENT NUMBER-DATE 10897 NOV 24 08
FPSC-COMMISSION CLERK

[CIK note: actual reporting month enclosed is for 9/08.]
AJM/eam

ATTACHMENT C

Progress Energy Florida, Inc.
Docket No. 080001-EI

Request for Specified Confidential Treatment

423 Forms for October, 2008

CONFIDENTIAL COPY

(Confidential information denoted with shading)

DECLASSIFIED

DOCUMENT NUMBER-DATE

10897 NOV 24 08

FPSC-COMMIS ION CLERK

FPSC FORM 423-1(A)

MONTHLY REPORT OF COST AND QUALITY OF FUEL FOR ELECTRIC PLANTS
ORIGIN, VOLUME, DELIVERED PRICE AND AS RECEIVED QUALITY

**SPECIFIED
CONFIDENTIAL**

1. REPORTING MONTH: 09/2008
2. REPORTING COMPANY: FLORIDA POWER CORPORATION

3. NAME, TITLE, TELEPHONE NUMBER OF CONTACT PERSON CONCERNING DATA
SUBMITTED ON THIS FORM: Jill Allyson Senior Business Financial Analyst (919) 546-7949

4. SIGNATURE OF OFFICIAL SUBMITTED REPORT: *Denise Hards*
Denise Hards
Lead Business Financial Analyst

5. DATE COMPLETED: 11/11/2008

LINE NO.	PLANT NAME	SUPPLIER NAME	DELIVERY LOCATION	DELIVERY DATE	TYPE OIL	VOLUME (Bbls)	INVOICE PRICE (\$/Bbls)	INVOICE AMOUNT (\$)	DISCOUNT (\$)	NET AMOUNT (\$)	NET PRICE (\$/Bbls)	EFFECTIVE TRANSPORT			ADDITIONAL TRANSPORT (\$/Bbls)	OTHER CHARGES (\$/Bbls)	DELIVERED PRICE (\$/Bbls)
												QUALITY PURCHASE PRICE (\$/Bbls)	TO TERMINAL (\$/Bbls)	PRICE ADJUST (\$/Bbls)			
(a)	(b)	(c)	(d)	(e)	(f)	(g)	(h)	(i)	(j)	(k)	(l)	(m)	(n)	(o)	(p)	(q)	(r)
1	Anclote	Transfer Facility	FOB PLANT	09/2008		688	\$0.00	\$0.00	\$0.00	\$0.00	\$0.00	\$0.00	\$2.70	\$0.00	\$2.70	\$(36.22)	\$(33.52)
2	Bartow Steam Plant	RIO Energy International Inc.	FOB TERMINAL	09/2008		327,838	\$88.63	\$29,057,315.29	\$0.00	\$29,057,315.29	\$88.63	\$0.49	\$89.12	\$0.74	\$0.00	\$(38.03)	\$51.83
3	Bayboro Peakers	Transfer Facility	FOB PLANT	09/2008		10,357	\$0.00	\$27.50	\$0.00	\$27.50	\$0.00	\$0.00	\$7.18	\$0.00	\$7.18	\$(20.93)	\$(13.75)
4	Crystal River	Transfer Facility	FOB PLANT	09/2008		5,505	\$0.00	\$0.00	\$0.00	\$0.00	\$0.00	\$0.00	\$3.91	\$0.00	\$3.91	\$(31.06)	\$(27.15)
5	DeBary Peakers	Colonial Oil Industries Inc.	FOB PLANT	09/2008		4,405	\$136.37	\$600,729.88	\$0.00	\$600,729.88	\$136.37	\$0.00	\$136.37	\$2.72	\$0.00	\$(51.50)	\$87.59
6	DeBary Peakers	Transfer Facility	FOB PLANT	09/2008		9,574	\$0.00	\$0.00	\$0.00	\$0.00	\$0.00	\$0.00	\$4.18	\$0.00	\$4.18	\$(1.55)	\$2.63
7	Martin Gas Terminal	Martin Product Sales	FOB TERMINAL	09/2008		83,807	\$130.44	\$10,931,622.17	\$0.00	\$10,931,622.17	\$130.44	\$0.00	\$130.44	\$3.65	\$0.00	\$0.08	\$134.17
8	Suwannee Peakers	Transfer Facility	FOB PLANT	09/2008		10,418	\$0.00	\$0.00	\$0.00	\$0.00	\$0.00	\$0.00	\$6.41	\$0.00	\$6.41	\$(62.37)	\$(55.96)
9	Suwannee Steam Plant	Western Fuels & Asphalt Supply	FOB PLANT	09/2008		4,798	\$107.66	\$516,553.94	\$0.00	\$516,553.94	\$107.66	\$0.00	\$107.66	\$0.00	\$0.00	\$0.00	\$107.66
10	Turner Peakers	Transfer Facility	FOB PLANT	09/2008		15,927	\$0.00	\$0.00	\$0.00	\$0.00	\$0.00	\$0.00	\$4.13	\$0.00	\$4.13	\$(6.50)	\$(2.38)

DECLASSIFIED

MONTHLY REPORT OF COST AND QUALITY OF COAL FOR ELECTRIC PLANTS
ORIGIN, TONNAGE, DELIVERED PRICE AND AS RECEIVED QUALITY

CONFIDENTIAL

1. Report for: Mo. 09/2008
2. Reporting Company: Florida Power Corporation
3. Plant Name: Crystal River 1 & 2

4. NAME, TITLE, TELEPHONE NUMBER OF CONTACT PERSON CONCERNING DATA
SUBMITTED ON THIS FORM: Kelly Irons, Associate Business Financial Analyst, (919) 546-5028

5. Signature of Official Submitting Report :

Denise Hards
Denise Hards - Lead Business Financial Analyst

6. DATE COMPLETED: 11/17/2008

Line No.	Supplier Name	Mine Location	Purchase Type	Transportation Mode	Tons	Effective Purchase Price (\$/Ton)	Total Transportation Cost (\$/Ton)	F.O.B. Plant Price (\$/Ton)	As Received Coal Quality			
									Percent Sulfur (%)	Btu Content (Btu/lb)	Percent Ash (%)	Percent Moisture (%)
(a)	(b)	(c)	(d)	(e)	(f)	(g)	(h)	(i)	(j)	(k)	(l)	(m)
1	B&W Resources Inc	8, KY, 51	MTC	UR	11,706	\$50.37	\$30.03	\$80.40	0.91	12,229	9.23	7.19
2	B&W Resources Inc	8, KY, 51	MTC	UR	23,075	\$110.52	\$29.95	\$140.47	0.80	12,056	11.42	6.68
3	Coaltrade LLC	8, KY, 193	S	UR	11,702	\$133.73	\$31.68	\$165.41	1.02	12,046	12.56	5.96
4	ICG LLC	8, KY, 193	MTC	UR	22,707	\$47.78	\$31.67	\$79.45	1.08	12,086	12.08	6.33
5	Magnum Coal Sales LLC	8, WV, 5	S	UR	11,897	\$133.82	\$32.08	\$165.90	0.82	12,010	11.71	6.60
6	Magnum Coal Sales LLC	8, WV, 39	S	UR	22,857	\$123.73	\$32.09	\$155.82	0.88	12,323	13.08	5.17
7	Massey Utility Sales Company	8, WV, 5	MTC	UR	41,982	\$48.27	\$32.38	\$80.65	0.86	12,456	11.35	5.22
8	Transfer Facility	N/A	N/A	GB	32,347	\$97.03	\$12.90	\$109.93	1.16	11,840	11.55	8.62
9	Trinity Coal Marketing LLC	8, KY, 71	LTC	UR	11,392	\$51.00	\$30.13	\$81.13	0.84	12,235	10.43	6.96
10	Virginia Energy & Power Co.	8, KY, 119	S	UR	11,496	\$122.97	\$30.07	\$153.04	0.92	12,292	12.10	5.60

DECLASSIFIED

MONTHLY REPORT OF COST AND QUALITY OF COAL FOR ELECTRIC PLANTS
ORIGIN, TONNAGE, DELIVERED PRICE AND AS RECEIVED QUALITY

CONFIDENTIAL

1. Report for: Mo. 09/2008
2. Reporting Company: Florida Power Corporation
3. Plant Name: Crystal River 1 & 2

4. NAME, TITLE, TELEPHONE NUMBER OF CONTACT PERSON CONCERNING DATA
SUBMITTED ON THIS FORM: Kelly Irons, Associate Business Financial Analyst, (919) 546-5028

5. Signature of Official Submitting Report :

Denise Hards

Denise Hards - Lead Business Financial Analyst

6. DATE COMPLETED: 11/17/2008

Line No.	Supplier Name	Mine Location	Purchase Type	Tons	F.O.B. Mine Price (\$/Ton)	Short Haul & Loading Charges (\$/Ton)	Original Invoice Price (\$/Ton)	Retro-active Price Inc(Dec) (\$/Ton)	Base Price (\$/Ton)	Quality Adjust-ments (\$/Ton)	Effective Purchase Price (\$/Ton)
(a)	(b)	(c)	(d)	(e)	(f)	(g)	(h)	(i)	(j)	(k)	(l)
1	B&W Resources Inc	8, KY, 51	MTC	11,706	\$50.25	N/A	\$50.25	\$0.00	\$50.25	\$0.12	\$50.37
2	B&W Resources Inc	8, KY, 51	MTC	23,075	\$110.00	N/A	\$110.00	\$0.00	\$110.00	\$0.52	\$110.52
3	Coaltrade LLC	8, KY, 193	S	11,702	\$136.55	N/A	\$136.55	\$0.00	\$136.55	\$(2.82)	\$133.73
4	ICG LLC	8, KY, 193	MTC	22,707	\$48.40	N/A	\$48.40	\$0.00	\$48.40	\$(0.62)	\$47.78
5	Magnum Coal Sales LLC	8, WV, 5	S	11,897	\$137.05	N/A	\$137.05	\$0.00	\$137.05	\$(3.23)	\$133.82
6	Magnum Coal Sales LLC	8, WV, 39	S	22,857	\$122.50	N/A	\$122.50	\$0.00	\$122.50	\$1.23	\$123.73
7	Massey Utility Sales Company	8, WV, 5	MTC	41,982	\$47.22	N/A	\$47.22	\$0.00	\$47.22	\$1.05	\$48.27
8	Transfer Facility	N/A	N/A	32,347	\$97.03	N/A	\$97.03	\$0.00	\$97.03	N/A	\$97.03
9	Trinity Coal Marketing LLC	8, KY, 71	LTC	11,392	\$51.00	N/A	\$51.00	\$0.00	\$51.00	\$0.00	\$51.00
10	Virginia Energy & Power Co.	8, KY, 119	S	11,496	\$125.05	N/A	\$125.05	\$0.00	\$125.05	\$(2.08)	\$122.97

DECLASSIFIED

MONTHLY REPORT OF COST AND QUALITY OF COAL FOR ELECTRIC PLANTS
ORIGIN, TONNAGE, DELIVERED PRICE AND AS RECEIVED QUALITY

CONFIDENTIAL

1. Report for: Mo. 09/2008
2. Reporting Company: Florida Power Corporation
3. Plant Name: Crystal River 1 & 2

4. NAME, TITLE, TELEPHONE NUMBER OF CONTACT PERSON CONCERNING DATA
SUBMITTED ON THIS FORM: Kelly Irons, Associate Business Financial Analyst, (919) 546-5028

5. Signature of Official Submitting Report: *Denise Hards*
Denise Hards - Lead Business Financial Analyst

6. DATE COMPLETED: 11/17/2008

Line No.	Supplier Name	Mine Location	Shipping Point	Transportation Mode	Tons	Effective Purchase Price (\$/Ton)	Additional Shorthaul & Loading Charges (\$/Ton)	Rail Rate (\$/Ton)	Other Rail Charges (\$/Ton)	River Barge Rate (\$/Ton)	Trans-loading Rate (\$/Ton)	Ocean Barge Rate (\$/Ton)	Other Water Charges (\$/Ton)	Other Related Charges (\$/Ton)	Transportation Charges (\$/Ton)	F.O.B. Plant Price (\$/Ton)
1	B&W Resources Inc	8, KY, 51	Resource, KY	UR	11,706	\$50.37	N/A	\$28.13	\$1.90	N/A	N/A	N/A	N/A	N/A	\$30.03	\$80.40
2	B&W Resources Inc	8, KY, 51	Resource, KY	UR	23,075	\$110.52	N/A	\$28.13	\$1.82	N/A	N/A	N/A	N/A	N/A	\$29.95	\$140.47
3	Coaltrade LLC	8, KY, 193	Typo, KY	UR	11,702	\$133.73	N/A	\$29.85	\$1.83	N/A	N/A	N/A	N/A	N/A	\$31.68	\$165.41
4	ICG LLC	8, KY, 193	Typo, KY	UR	22,707	\$47.78	N/A	\$29.85	\$1.82	N/A	N/A	N/A	N/A	N/A	\$31.67	\$79.45
5	Magnum Coal Sales LLC	8, WV, 5	Hobet/Beth, WV	UR	11,897	\$133.82	N/A	\$30.27	\$1.81	N/A	N/A	N/A	N/A	N/A	\$32.08	\$165.90
6	Magnum Coal Sales LLC	8, WV, 39	Toms Fork, WV	UR	22,857	\$123.73	N/A	\$30.27	\$1.82	N/A	N/A	N/A	N/A	N/A	\$32.09	\$155.82
7	Massey Utility Sales Company	8, WV, 5	Holbrook, WV	UR	41,982	\$48.27	N/A	\$30.27	\$2.11	N/A	N/A	N/A	N/A	N/A	\$32.38	\$80.65
8	Transfer Facility	N/A	Myrtle Grove, La	GB	32,347	\$97.03	N/A	N/A	N/A	N/A	\$27.1	\$8.55	\$1.64	N/A	\$12.90	\$109.93
9	Trinity Coal Marketing LLC	8, KY, 71	Banner, KY	UR	11,392	\$51.00	N/A	\$28.30	\$1.83	N/A	N/A	N/A	N/A	N/A	\$30.13	\$81.13
10	Virginia Energy & Power Co.	8, KY, 119	Raven, KY	UR	11,496	\$122.97	N/A	\$28.30	\$1.77	N/A	N/A	N/A	N/A	N/A	\$30.07	\$153.04

DECLASSIFIED


MONTHLY REPORT OF COST AND QUALITY OF COAL FOR ELECTRIC PLANTS
 ORIGIN, TONNAGE, DELIVERED PRICE AND AS RECEIVED QUALITY

**SPECIFIED
 CONFIDENTIAL**

1. Report for: Mo. 09/2008
 2. Reporting Company: Florida Power Corporation
 3. Plant Name: Crystal River 1 & 2

4. NAME, TITLE, TELEPHONE NUMBER OF CONTACT PERSON CONCERNING DATA
 SUBMITTED ON THIS FORM: Kelly Irons, Associate Business Financial Analyst, (919) 546-5028

5. Signature of Official Submitting Report:


 Denise Hards - Lead Business Financial Analyst

6. DATE COMPLETED: 11/17/2008

Line No.	Month Reported	Form Plant Name	Intended Generating Plant	Supplier Name	Original Line Number	Volume (tons)	Form No.	Column Title	Old Value	New Value	New F.O.B. Plant Price	Reason for Revision
(a)	(b)	(c)	(d)	(e)	(f)	(g)	(h)	(i)	(j)	(k)	(l)	(m)
NONE												

DECLASSIFIED

MONTHLY REPORT OF COST AND QUALITY OF COAL FOR ELECTRIC PLANTS
ORIGIN, TONNAGE, DELIVERED PRICE AND AS RECEIVED QUALITY

CONFIDENTIAL

1. Report for: Mo. 09/2008
2. Reporting Company: Florida Power Corporation
3. Plant Name: Crystal River 4 & 5

4. NAME, TITLE, TELEPHONE NUMBER OF CONTACT PERSON CONCERNING DATA
SUBMITTED ON THIS FORM: Kelly Irons, Associate Business Financial Analyst, (919) 546-5028

5. Signature of Official Submitting Report : Denise Hards
Denise Hards - Lead Business Financial Analyst

6. DATE COMPLETED: 11/17/2008

Line No.	Supplier Name	Mine Location	Purchase Type	Transportation Mode	Tons	Effective Purchase Price (\$/Ton)	Total Transportation Cost (\$/Ton)	F.O.B. Plant Price (\$/Ton)	As Received Coal Quality			
									Percent Sulfur (%)	Btu Content (Btu/lb)	Percent Ash (%)	Percent Moisture (%)
(a)	(b)	(c)	(d)	(e)	(f)	(g)	(h)	(i)	(j)	(k)	(l)	(m)
1	Connectiv Energy Supply Inc	8, WV, 39	S	UR	11,378	\$126.95	\$33.85	\$160.80	0.75	12,690	11.65	4.45
2	Massey Utility Sales Company	8, WV, 5	MTC	UR	11,485	\$57.76	\$33.70	\$91.46	0.68	12,771	10.82	5.56
3	Massey Utility Sales Company	8, WV, 5	MTC	UR	34,496	\$57.95	\$33.66	\$91.61	0.73	13,051	10.14	4.39
4	MC Mining LLC	8, KY, 195	MTC	UR	22,694	\$58.49	\$31.69	\$90.17	0.58	12,703	8.61	6.61
5	Transfer Facility	N/A	N/A	GB	48,034	\$67.82	\$12.44	\$80.25	0.58	11,437	10.92	10.38
6	Transfer Facility	N/A	N/A	GB	80,967	\$81.93	\$13.25	\$95.19	0.73	11,538	11.25	9.57

DECLASSIFIED

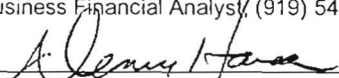
MONTHLY REPORT OF COST AND QUALITY OF COAL FOR ELECTRIC PLANTS
ORIGIN, TONNAGE, DELIVERED PRICE AND AS RECEIVED QUALITY

CONFIDENTIAL

1. Report for: Mo. 09/2008
2. Reporting Company: Florida Power Corporation
3. Plant Name: Crystal River 4 & 5

4. NAME, TITLE, TELEPHONE NUMBER OF CONTACT PERSON CONCERNING DATA
SUBMITTED ON THIS FORM: Kelly Irons, Associate Business Financial Analyst, (919) 546-5028

5. Signature of Official Submitting Report :


Denise Hards - Lead Business Financial Analyst

6. DATE COMPLETED: 11/17/2008

Line No.	Supplier Name	Mine Location	Purchase Type	Tons	F.O.B. Mine Price (\$/Ton)	Short Haul & Loading Charges (\$/Ton)	Original Invoice Price (\$/Ton)	Retro-active Price Inc(Dec) (\$/Ton)	Base Price (\$/Ton)	Quality Adjust-ments (\$/Ton)	Effective Purchase Price (\$/Ton)
(a)	(b)	(c)	(d)	(e)	(f)	(g)	(h)	(i)	(j)	(k)	(l)
1	Connectiv Energy Supply Inc	8, WV, 39	S	11,378	\$125.05	N/A	\$125.05	\$0.00	\$125.05	\$1.90	\$126.95
2	Massey Utility Sales Company	8, WV, 5	MTC	11,485	\$53.37	N/A	\$53.37	\$0.00	\$53.37	\$4.39	\$57.76
3	Massey Utility Sales Company	8, WV, 5	MTC	34,496	\$53.37	N/A	\$53.37	\$0.00	\$53.37	\$4.58	\$57.95
4	MC Mining LLC	8, KY, 195	MTC	22,694	\$57.00	N/A	\$57.00	\$0.00	\$57.00	\$1.49	\$58.49
5	Transfer Facility	N/A	N/A	48,034	\$67.82	N/A	\$67.82	\$0.00	\$67.82	N/A	\$67.82
6	Transfer Facility	N/A	N/A	80,967	\$81.93	N/A	\$81.93	\$0.00	\$81.93	N/A	\$81.93

DECLASSIFIED

MONTHLY REPORT OF COST AND QUALITY OF COAL FOR ELECTRIC PLANTS
ORIGIN, TONNAGE, DELIVERED PRICE AND AS RECEIVED QUALITY

DECLASSIFIED
CONFIDENTIAL

1. Report for: Mo. 09/2008
2. Reporting Company: Florida Power Corporation
3. Plant Name: Crystal River 4 & 5

4. NAME, TITLE, TELEPHONE NUMBER OF CONTACT PERSON CONCERNING DATA
SUBMITTED ON THIS FORM: Kelly Irons, Associate Business Financial Analyst, (919) 546-5028

5. Signature of Official Submitting Report : *Kelma Hards*
Denise Hards - Lead Business Financial Analyst

6. DATE COMPLETED: 11/17/2008

Line No.	Supplier Name	Mine Location	Shipping Point	Transportation Mode	Tons	Effective Purchase Price (\$/Ton)	Additional Shorthaul & Loading Charges (\$/Ton)	Rail Rate (\$/Ton)	Other Rail Charges (\$/Ton)	River Barge Rate (\$/Ton)	Trans-loading Rate (\$/Ton)	Ocean Barge Rate (\$/Ton)	Other Water Charges (\$/Ton)	Other Related Charges (\$/Ton)	Transportation Charges (\$/Ton)	F.O.B. Plant Price (\$/Ton)
(a)	(b)	(c)	(d)	(e)	(f)	(g)	(h)	(i)	(j)	(k)	(l)	(m)	(n)	(o)	(p)	(q)
1	Connectiv Energy Supply Inc	8, WV, 39	Toms Fork, WV	UR	11,378	\$126.95	N/A	\$30.27	\$3.58	N/A	N/A	N/A	N/A	N/A	\$33.85	\$160.80
2	Massey Utility Sales Company	8, WV, 5	Holbrook, WV	UR	11,485	\$57.76	N/A	\$30.27	\$3.43	N/A	N/A	N/A	N/A	N/A	\$33.70	\$91.46
3	Massey Utility Sales Company	8, WV, 5	Sylvester, WV	UR	34,496	\$57.95	N/A	\$30.27	\$3.39	N/A	N/A	N/A	N/A	N/A	\$33.66	\$91.61
4	MC Mining LLC	8, KY, 195	Scotts Branch,	UR	22,694	\$58.49	N/A	\$28.30	\$3.39	N/A	N/A	N/A	N/A	N/A	\$31.69	\$90.17
5	Transfer Facility	N/A	Davant, La	GB	48,034	\$67.82	N/A	N/A	N/A	N/A	\$9.13	\$8.55	\$0.76	N/A	\$12.44	\$80.25
6	Transfer Facility	N/A	Myrtle Grove, La	GB	80,967	\$81.93	N/A	N/A	N/A	N/A	\$2.36	\$9.53	\$1.36	N/A	\$13.25	\$95.19

DECLASSIFIED

MONTHLY REPORT OF COST AND QUALITY OF COAL FOR ELECTRIC PLANTS
ORIGIN, TONNAGE, DELIVERED PRICE AND AS RECEIVED QUALITY

**SPECIFIED
CONFIDENTIAL**

1. Report for: Mo. 09/2008
2. Reporting Company: Florida Power Corporation
3. Plant Name: Crystal River 4 & 5

4. NAME, TITLE, TELEPHONE NUMBER OF CONTACT PERSON CONCERNING DATA
SUBMITTED ON THIS FORM: Kelly Irons, Associate Business Financial Analyst, (919) 546-5028

5. Signature of Official Submitting Report:

Denise Hards
Denise Hards - Lead Business Financial Analyst

6. DATE COMPLETED: 11/17/2008

Line No.	Month Reported	Form Plant Name	Intended Generating Plant	Supplier Name	Original Line Number	Volume (tons)	Form No.	Column Title	Old Value	New Value	New F.O.B. Plant Price	Reason for Revision
(a)	(b)	(c)	(d)	(e)	(f)	(g)	(h)	(i)	(j)	(k)	(l)	(m)

NONE

DECLASSIFIED

MONTHLY REPORT OF COST AND QUALITY OF COAL FOR ELECTRIC PLANTS
ORIGIN, TONNAGE, DELIVERED PRICE AND AS RECEIVED QUALITY

CONFIDENTIAL

1. Report for: Mo. 09/2008
2. Reporting Company: Florida Power Corporation
3. Plant Name: Transfer Facility - IMT

4. NAME, TITLE, TELEPHONE NUMBER OF CONTACT PERSON CONCERNING DATA
SUBMITTED ON THIS FORM: Kelly Irons, Associate Business Financial Analyst, (919) 546-5028

5. Signature of Official Submitting Report :

Denise Hards

Denise Hards - Lead Business Financial Analyst

6. DATE COMPLETED: 11/17/2008

Line No.	Supplier Name	Mine Location	Purchase Type	Transportation Mode	Tons	Effective Purchase Price (\$/Ton)	Total Transportation Cost (\$/Ton)	F.O.B. Plant Price (\$/Ton)	As Received Coal Quality			
									Percent Sulfur (%)	Btu Content (Btu/lb)	Percent Ash (%)	Percent Moisture (%)
(a)	(b)	(c)	(d)	(e)	(f)	(g)	(h)	(i)	(j)	(k)	(l)	(m)
1	Coalsales LLC	N/A	MTC	B	9,107	\$85.29	\$14.30	\$99.59	0.50	10,989	10.39	11.51
2	Keystone Industries LLC	8, WV, 39	MTC	B	6,490	\$64.13	\$16.73	\$80.87	0.65	12,174	12.58	6.64
3	Patriot Coal Sales	8, WV, 39	S	B	10,885	\$63.84	\$16.53	\$80.38	0.67	12,210	12.99	5.91
4	Patriot Coal Sales	8, WV, 39	MTC	B	10,458	\$52.96	\$16.63	\$69.59	0.65	12,186	12.88	6.24
5	Patriot Coal Sales	8, WV, 39	S	B	735	\$63.84	\$16.96	\$80.80	0.65	12,173	12.88	6.08
6	Trinity Coal Marketing LLC	8, WV, 19	S	B	3,480	\$47.83	\$16.96	\$64.79	0.76	10,070	27.19	4.92

DECLASSIFIED

MONTHLY REPORT OF COST AND QUALITY OF COAL FOR ELECTRIC PLANTS
ORIGIN, TONNAGE, DELIVERED PRICE AND AS RECEIVED QUALITY

CONFIDENTIAL

1. Report for: Mo. 09/2008
2. Reporting Company: Florida Power Corporation
3. Plant Name: Transfer Facility - IMT

4. NAME, TITLE, TELEPHONE NUMBER OF CONTACT PERSON CONCERNING DATA
SUBMITTED ON THIS FORM: Kelly Irons, Associate Business Financial Analyst, (919) 546-5028

5. Signature of Official Submitting Report : *Denise Hards*
Denise Hards - Lead Business Financial Analyst

6. DATE COMPLETED: 11/17/2008

Line No.	Supplier Name	Mine Location	Purchase Type	Tons	F.O.B. Mine Price (\$/Ton)	Short Haul & Loading Charges (\$/Ton)	Original Invoice Price (\$/Ton)	Retro-active Price Inc(Dec) (\$/Ton)	Base Price (\$/Ton)	Quality Adjustments (\$/Ton)	Effective Purchase Price (\$/Ton)
(a)	(b)	(c)	(d)	(e)	(f)	(g)	(h)	(i)	(j)	(k)	(l)
1	Coalsales LLC	N/A	MTC	9,107	\$87.70	N/A	\$87.70	\$0.00	\$87.70	\$(2.41)	\$85.29
2	Keystone Industries LLC	8, WV, 39	MTC	6,490	\$64.25	N/A	\$64.25	\$0.00	\$64.25	\$(0.12)	\$64.13
3	Patriot Coal Sales	8, WV, 39	S	10,885	\$64.32	N/A	\$64.32	\$0.00	\$64.32	\$(0.48)	\$63.84
4	Patriot Coal Sales	8, WV, 39	MTC	10,458	\$52.07	N/A	\$52.07	\$0.00	\$52.07	\$0.88	\$52.96
5	Patriot Coal Sales	8, WV, 39	S	735	\$64.32	N/A	\$64.32	\$0.00	\$64.32	\$(0.48)	\$63.84
6	Trinity Coal Marketing LLC	8, WV, 19	S	3,480	\$47.50	N/A	\$47.50	\$0.00	\$47.50	\$0.33	\$47.83

DECLASSIFIED

MONTHLY REPORT OF COST AND QUALITY OF COAL FOR ELECTRIC PLANTS
ORIGIN, TONNAGE, DELIVERED PRICE AND AS RECEIVED QUALITY

CONFIDENTIAL

1. Report for: Mo. 09/2008
2. Reporting Company: Florida Power Corporation
3. Plant Name: Transfer Facility - IMT

4. NAME, TITLE, TELEPHONE NUMBER OF CONTACT PERSON CONCERNING DATA
SUBMITTED ON THIS FORM: Kelly Irons, Associate Business Financial Analyst, (819) 546-5028

5. Signature of Official Submitting Report : *Denise Hards*
Denise Hards - Lead Business Financial Analyst

6. DATE COMPLETED: 11/17/2008

Line No.	Supplier Name	Mine Location	Shipping Point	Transportation Mode	Tons	Effective Purchase Price (\$/Ton)	Additional Shorthaul & Loading Charges (\$/Ton)	Rail Rate (\$/Ton)	Other Rail Charges (\$/Ton)	River Barge Rate (\$/Ton)	Trans-loading Rate (\$/Ton)	Ocean Barge Rate (\$/Ton)	Other Water Charges (\$/Ton)	Other Related Charges (\$/Ton)	Transportation Charges (\$/Ton)	F.O.B. Plant Price (\$/Ton)
1	Coalsales LLC	N/A	Cora Dock	B	9,107	\$85.29	N/A	N/A	N/A	\$12.52	\$1.80	N/A	\$(0.02)	N/A	\$14.30	\$99.59
2	Keystone Industries LLC	8, WV, 39	Marmet Dock,	B	6,490	\$64.13	N/A	N/A	N/A	\$14.56	\$2.10	N/A	\$0.07	N/A	\$16.73	\$80.87
3	Patriot Coal Sales	8, WV, 39	Winifrede Dock,	B	10,885	\$63.84	N/A	N/A	N/A	\$14.56	\$1.90	N/A	\$0.08	N/A	\$16.53	\$80.38
4	Patriot Coal Sales	8, WV, 39	Kanahwa Eagle	B	10,458	\$52.96	N/A	N/A	N/A	\$14.56	\$2.00	N/A	\$0.08	N/A	\$16.63	\$69.59
5	Patriot Coal Sales	8, WV, 39	Kanahwa Eagle	B	735	\$63.84	N/A	N/A	N/A	\$14.56	\$2.40	N/A	\$0.00	N/A	\$16.96	\$80.80
6	Trinity Coal Marketing LLC	8, WV, 19	Deep Water	B	3,480	\$47.83	N/A	N/A	N/A	\$14.56	\$2.40	N/A	\$0.00	N/A	\$16.96	\$64.79

DECLASSIFIED

MONTHLY REPORT OF COST AND QUALITY OF COAL FOR ELECTRIC PLANTS
ORIGIN, TONNAGE, DELIVERED PRICE AND AS RECEIVED QUALITY

CONFIDENTIAL

1. Report for: Mo. 09/2008
 2. Reporting Company: Florida Power Corporation
 3. Plant Name: Transfer Facility - IMT

4. NAME, TITLE, TELEPHONE NUMBER OF CONTACT PERSON CONCERNING DATA
 SUBMITTED ON THIS FORM: Kelly Irons, Associate Business Financial Analyst, (919) 546-5028

5. Signature of Official Submitting Report:

Denise Hards

 Denise Hards - Lead Business Financial Analyst

6. DATE COMPLETED: 11/17/2008

Line No.	Month Reported	Form Plant Name	Intended Generating Plant	Supplier Name	Original Line Number	Volume (tons)	Form No.	Column Title	Old Value	New Value	New F.O.B. Plant Price	Reason for Revision
(a)	(b)	(c)	(d)	(e)	(f)	(g)	(h)	(i)	(j)	(k)	(l)	(m)
NONE												

DECLASSIFIED

MONTHLY REPORT OF COST AND QUALITY OF COAL FOR ELECTRIC PLANTS
ORIGIN, TONNAGE, DELIVERED PRICE AND AS RECEIVED QUALITY

CONFIDENTIAL

1. Report for: Mo. 09/2008
2. Reporting Company: Florida Power Corporation
3. Plant Name: Transfer Facility - UBT

4. NAME, TITLE, TELEPHONE NUMBER OF CONTACT PERSON CONCERNING DATA
SUBMITTED ON THIS FORM: Kelly Irons, Associate Business Financial Analyst, (919) 546-5028

5. Signature of Official Submitting Report : *Denise Hards*
Denise Hards - Lead Business Financial Analyst

6. DATE COMPLETED: 11/17/2008

Line No.	Supplier Name	Mine Location	Purchase Type	Transportation Mode	Tons	Effective Purchase Price (\$/Ton)	Total Transportation Cost (\$/Ton)	F.O.B. Plant Price (\$/Ton)	As Received Coal Quality			
									Percent Sulfur (%)	Btu Content (Btu/lb)	Percent Ash (%)	Percent Moisture (%)
(a)	(b)	(c)	(d)	(e)	(f)	(g)	(h)	(i)	(j)	(k)	(l)	(m)
1	Apex Coal Sales	8, WV, 45	MTC	B	5,452	\$31.65	\$14.57	\$46.22	0.50	9,265	32.10	4.62
2	Keystone Industries LLC	8, WV, 39	MTC	B	1,585	\$64.13	\$14.65	\$78.79	0.64	12,191	12.65	6.28
3	Patriot Coal Sales	8, WV, 39	MTC	B	3,167	\$52.96	\$14.64	\$67.59	0.65	12,023	13.15	7.24

DECLASSIFIED

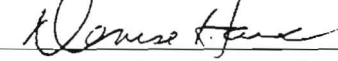
MONTHLY REPORT OF COST AND QUALITY OF COAL FOR ELECTRIC PLANTS
ORIGIN, TONNAGE, DELIVERED PRICE AND AS RECEIVED QUALITY

CONFIDENTIAL

1. Report for: Mo. 09/2008
2. Reporting Company: Florida Power Corporation
3. Plant Name: Transfer Facility - UBT

4. NAME, TITLE, TELEPHONE NUMBER OF CONTACT PERSON CONCERNING DATA
SUBMITTED ON THIS FORM: Kelly Irons, Associate Business Financial Analyst, (919) 546-5028

5. Signature of Official Submitting Report :



Denise Hards - Lead Business Financial Analyst

6. DATE COMPLETED: 11/17/2008

Line No.	Supplier Name	Mine Location	Purchase Type	Tons	F.O.B. Mine Price (\$/Ton)	Short Haul & Loading Charges (\$/Ton)	Original Invoice Price (\$/Ton)	Retro-active Price Inc(Dec) (\$/Ton)	Base Price (\$/Ton)	Quality Adjust-ments (\$/Ton)	Effective Purchase Price (\$/Ton)
(a)	(b)	(c)	(d)	(e)	(f)	(g)	(h)	(i)	(j)	(k)	(l)
1	Apex Coal Sales	8, WV, 45	MTC	5,452	\$34.50	N/A	\$34.50	\$0.00	\$34.50	\$(2.85)	\$31.65
2	Keystone Industries LLC	8, WV, 39	MTC	1,585	\$64.25	N/A	\$64.25	\$0.00	\$64.25	\$(0.12)	\$64.13
3	Patriot Coal Sales	8, WV, 39	MTC	3,167	\$52.07	N/A	\$52.07	\$0.00	\$52.07	\$0.88	\$52.96

DECLASSIFIED


MONTHLY REPORT OF COST AND QUALITY OF COAL FOR ELECTRIC PLANTS
ORIGIN, TONNAGE, DELIVERED PRICE AND AS RECEIVED QUALITY

CONFIDENTIAL

1. Report for: Mo. 09/2008
2. Reporting Company: Florida Power Corporation
3. Plant Name: Transfer Facility - UBT

4. NAME, TITLE, TELEPHONE NUMBER OF CONTACT PERSON CONCERNING DATA
SUBMITTED ON THIS FORM: Kelly Irons, Associate Business Financial Analyst, (919) 546-5028

5. Signature of Official Submitting Report :


Denise Hards - Lead Business Financial Analyst

6. DATE COMPLETED: 11/17/2008

Line No.	Supplier Name	Mine Location	Shipping Point	Transportation Mode	Tons	Effective Purchase Price (\$/Ton)	Additional Shorthaul & Loading Charges (\$/Ton)	Rail Rate (\$/Ton)	Other Rail Charges (\$/Ton)	River Barge Rate (\$/Ton)	Trans-loading Rate (\$/Ton)	Ocean Barge Rate (\$/Ton)	Other Water Charges (\$/Ton)	Other Related Charges (\$/Ton)	Transportation Charges (\$/Ton)	F.O.B. Plant Price (\$/Ton)
1	Apex Coal Sales	8, WV, 45	Amherstdale, WV	B	5,452	\$31.65	N/A	N/A	N/A	\$14.56	\$0.00	N/A	\$0.01	N/A	\$14.57	\$46.22
2	Keystone Industries LLC	8, WV, 39	Marmet Dock,	B	1,585	\$64.13	N/A	N/A	N/A	\$14.56	\$0.00	N/A	\$0.09	N/A	\$14.65	\$78.79
3	Patriot Coal Sales	8, WV, 39	Kanahwa Eagle	B	3,167	\$52.96	N/A	N/A	N/A	\$14.56	\$0.00	N/A	\$0.08	N/A	\$14.64	\$67.59

DECLASSIFIED


MONTHLY REPORT OF COST AND QUALITY OF COAL FOR ELECTRIC PLANTS
 ORIGIN, TONNAGE, DELIVERED PRICE AND AS RECEIVED QUALITY

**SPECIFIED
 CONFIDENTIAL**

1. Report for: Mo. 09/2008
 2. Reporting Company: Florida Power Corporation
 3. Plant Name: Transfer Facility - UBT

4. NAME, TITLE, TELEPHONE NUMBER OF CONTACT PERSON CONCERNING DATA
 SUBMITTED ON THIS FORM: Kelly Irons, Associate Business Financial Analyst, (919) 546-5028

5. Signature of Official Submitting Report:


 Denise Hards - Lead Business Financial Analyst

6. DATE COMPLETED: 11/17/2008

Line No.	Month Reported	Form Plant Name	Intended Generating Plant	Supplier Name	Original Line Number	Volume (tons)	Form No.	Column Title	Old Value	New Value	New F.O.B. Plant Price	Reason for Revision
(a)	(b)	(c)	(d)	(e)	(f)	(g)	(h)	(i)	(j)	(k)	(l)	(m)
NONE												

DECLASSIFIED