



John T. Butler  
 Senior Attorney  
 Regulatory  
 Florida Power & Light Company  
 700 Universe Boulevard  
 Juno Beach, FL 33408-0420  
 (561) 304-5639  
 (561) 691-7135 (Facsimile)

**REDACTED**

December 16, 2008

**VIA HAND DELIVERY**

Ms. Ann Cole, Director  
 Division of the Commission Clerk and  
 Administrative Services  
 Florida Public Service Commission  
 Betty Easley Conference Center, Room 110  
 2540 Shumard Oak Boulevard  
 Tallahassee, Florida 32399-0850

RECEIVED-FPSC  
 08 DEC 16 PM 12:41  
 COMMISSION  
 CLERK

**Re: Docket No. 080001-EI – Monthly Fuel Filings**

Dear Ms. Cole:

Enclosed herewith for filing are the original and seven (7) copies of the following monthly fuel reports for FPL:


- (a) FPSC Forms 423-1, 423-1(a), and 423-1(b) for Florida Power & Light Company for the month of October 2008;
- (b) FPSC Forms 423-2, 423-2(a), and 423-2(b) for St. Johns River Power Park (SJRPP) for the month of October 2008; and
- (c) FPSC Forms 423-2, 423-2(a), and 423-2(b) for Plant Scherer for the month of September 2008.

FPL's Request for Confidential Classification of the information removed from FPL FPSC Form 423 1(a) and SJRPP FPSC Forms 423-2, 423-2(a), and 423-2(b) is being filed under separate cover. Should you have any questions regarding this filing, please contact me at (561) 304-5639.

COM \_\_\_\_\_  
 ECR \_\_\_\_\_  
 GCL \_\_\_\_\_  
 OPC \_\_\_\_\_  
 RCP \_\_\_\_\_  
 SSC \_\_\_\_\_  
 SGA \_\_\_\_\_  
 ADM \_\_\_\_\_  
 CLK \_\_\_\_\_

Thank you for your attention to this matter, I remain,

Sincerely,



John T. Butler

Doc/423 Fuel Filing/October 2008

an FPL Group company

DOCUMENT NUMBER-DATE

11619 DEC 16 08

FPSC-COMMISSION CLERK

MONTHLY REPORT OF COST AND QUALITY OF FUEL OIL FOR ELECTRIC PLANTS  
ORIGIN, VOLUME, DELIVERED PRICE AND AS RECEIVED QUANTITY

1. REPORTING MONTH: OCT YEAR: 2008  
2. REPORTING COMPANY: FLORIDA POWER & LIGHT COMPANY

3. NAME, TITLE, TELEPHONE NUMBER OF CONTACT PERSON CONCERNING DATA  
SUBMITTED ON THIS FORM: KORY DUBIN, REGULATORY AFFAIRS, (305) 552-4910.

4. SIGNATURE OF OFFICIAL SUBMITTING REPORT: *[Signature]*

5. DATE COMPLETED: 12/05/2008

LINE NO	PLANT	SUPPLIER	SHIPPING POINT	PURCHASE TYPE	DELIVERY LOCATION	DELIVERY DATE	TYPE OIL	SULFUR (%)	BTU CONTENT (BTU / GAL)	VOLUME (BBLs)	PRICE (\$/BBL)
1	MANATEE	SEMPRA	NOLA	S	PORT MANATEE	10/15/2008	F06	0.99	152571	144274	74.6000
2	MARTIN	SHELL	ST. ROSE	S	PALM BEACH	10/11/2008	F06	0.95	152381	80324	88.4300
3	TURKEY POINT	SHELL	ST. ROSE	S	FISHER ISLAND	10/12/2008	F06	0.98	151500	54444	88.4300
4	PT. EVERGLADES	AMERIGAS	NA-TRUCK DELIVERY	STC		10/17/2008	PRO	N/A	N/A	10	160.7100
5	TURKEY POINT	AMERIGAS	NA-TRUCK DELIVERY	STC		10/27/2008	PRO	N/A	N/A	6	143.8100
6	RIVIERA	FERRELL	NA-TRUCK DELIVERY	STC		10/01/2008	PRO	N/A	N/A	4	163.2000
7	RIVIERA	FERRELL	NA-TRUCK DELIVERY	STC		10/10/2008	PRO	N/A	N/A	6	186.7500
8	RIVIERA	FERRELL	NA-TRUCK DELIVERY	STC		10/17/2008	PRO	N/A	N/A	4	187.4200
9	RIVIERA	FERRELL	NA-TRUCK DELIVERY	STC		10/24/2008	PRO	N/A	N/A	5	187.1700
10	RIVIERA	FERRELL	NA-TRUCK DELIVERY	STC		10/31/2008	PRO	N/A	N/A	2	191.0800
11	MANATEE	SUBURBAN	NA-TRUCK DELIVERY	STC		10/21/2008	PRO	N/A	N/A	16	91.8700

DOCUMENT NUMBER - DATE  
11619 DEC 16 08  
FPSC-COMMISSION CLERK

MONTHLY REPORT OF COST AND QUALITY OF FUEL OIL FOR ELECTRIC PLANTS  
 DETAIL OF INVOICE AND TRANSPORTATION CHARGES

FPSC FORM NO. 423-1 (a)

1. REPORTING MONTH: OCT YEAR: 2008

2. REPORTING COMPANY: FLORIDA POWER LIGHT COMPANY

3. NAME, TITLE TELEPHONE NUMBER OF CONTACT PERSON CONCERNING DATA  
 SUBMITTED ON THIS FORM: KORY DUBIN, REGULATORY AFFAIRS, (305) 552-4910.

4. SIGNATURE OF OFFICIAL SUBMITTING REPORT: *Kory Dubin*

5. DATE COMPLETED: 12/03/2008

**EDITED COPY**

(A) LINE NO.	(B) PLANT	(C) SUPPLIER	(D) DELIVERY LOCATION	(E) DELIVERY DATE	(F) TYPE OIL	(G) VOLUME (BBLs)	(H) INVOICE PRICE (\$/BBL)	(I) INVOICE AMOUNT (\$)	(J) DISCOUNT (\$)	(K) NET AMOUNT (\$)	(L) NET PRICE (\$/BBL)	(M) QUALITY ADJUST. (\$/BBL)	(N) EFFECTIVE PUR PRICE (\$/BBL)	(O) TRANSP TO TERM (\$/BBL)	(P) ADDITIONAL TRANS CHGS (\$/BBL)	(Q) OTHER CHGS (\$/BBL)	(R) DELIVERED PRICE (\$/BBL)
1	PMT	SEMPRA	PORT MANATEE	10/15/2008	F06	144274								0.0000			74.8357
2	PMR	SHELL	PALM BEACH	10/11/2008	F06	80324								0.0000			88.8679
3	PTF	SHELL	FISHER ISLAND	10/12/2008	F06	54444								0.0000			89.2129
4	PPE	AMERIGAS		10/17/2008	PRO	10	160.7100	1,607	0	1,607	160.7100	0.0000	160.7100	0.0000	0.0000	0.0000	160.7100
5	PTF	AMERIGAS		10/27/2008	PRO	6	143.8100	863	0	863	143.8100	0.0000	143.8100	0.0000	0.0000	0.0000	143.8100
6	PRV	FERRELL		10/01/2008	PRO	4	163.2000	653	0	653	163.2000	0.0000	163.2000	0.0000	0.0000	0.0000	163.2000
7	PRV	FERRELL		10/10/2008	PRO	6	186.7500	1,121	0	1,121	186.7500	0.0000	186.7500	0.0000	0.0000	0.0000	186.7500
8	PRV	FERRELL		10/17/2008	PRO	4	187.4200	750	0	750	187.4200	0.0000	187.4200	0.0000	0.0000	0.0000	187.4200
9	PRV	FERRELL		10/24/2008	PRO	5	187.1700	936	0	936	187.1700	0.0000	187.1700	0.0000	0.0000	0.0000	187.1700
10	PRV	FERRELL		10/31/2008	PRO	2	191.0800	382	0	382	191.0800	0.0000	191.0800	0.0000	0.0000	0.0000	191.0800
11	PMT	SUBURBAN		10/21/2008	PRO	16	91.8700	1,470	0	1,470	91.8700	0.0000	91.8700	0.0000	0.0000	0.0000	91.8700

FPSC FORM NO. 423-1(b)

MONTHLY REPORT OF COST AND QUALITY OF FUEL OIL FOR ELECTRIC PLANTS  
REPORT OF ADJUSTMENTS TO PREVIOUS OIL DELIVERIES

1. REPORTING MONTH: OCTOBER 2008

3. NAME, TITLE, & TELEPHONE NUMBER OF CONTACT PERSON CONCERNING DATA  
SUBMITTED ON THIS FORM: KORY DUBIN, REGULATORY AFFAIRS,

2. REPORTING COMPANY: FLORIDA POWER & LIGHT COMPANY

4. SIGNATURE OF OFFICIAL SUBMITTING REPORT: 

5. DATE COMPLETED: 10/15/2008

LINE NO.	MONTH REPORTED	FORM PLANT NAME	SUPPLIER	ORIGINAL LINE NUMBER	OLD VOLUME (BBLs)	FORM NO.	COLUMN DESIGNATOR & TITLE	OLD VALUE	NEW VALUE	NEW DELIVERED PRICE (\$/BBL)	REASON FOR REVISION
(A)	(B)	(C)	(D)	(E)	(F)	(G)	(H)	(I)	(J)	(K)	(L)
1	NONE										


**MONTHLY REPORT OF COST AND QUALITY OF COAL FOR ELECTRIC PLANTS  
ORIGIN, TONNAGE, DELIVERED PRICE AND AS RECEIVED QUALITY**

1. Report For Month/Yr: **October 2008**

4. Name, Title & Telephone Number of Contact  
Person Concerning Data Submitted on this Form: **Terry Keith (305-552-4334)**

2. Reporting Company: **Florida Power & Light**

5. Signature of Official Submitting Report:



3. Plant Name: **St. Johns River Power Park (SJRPP)**

6. Date Completed:

**November 12, 2008**

Line No.	Supplier Name	Mine Location	Purchase Type	Transportation Mode	Tons	Effective Purchase Price (\$/Ton)	Total Trans Cost (\$/Ton)	FOB Plant Price (\$/Ton)	As Received Coal Quality			
									Sulfur Content (%)	Btu Content (%)	Ash Content (%)	Moisture Content (%)
(a)	(b)	(c)	(d)	(e)	(f)	(g)	(h)	(i)	(j)	(k)	(l)	(m)
1	Coal Marketing Company	45,1M,999	LTC	OC	83,362			51.67	0.60	10,995	9.82	13.44

**EDITED COPY**

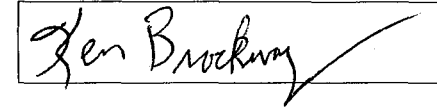
**MONTHLY REPORT OF COST AND QUALITY OF COAL FOR ELECTRIC PLANTS  
DETAIL OF INVOICE PURCHASE PRICE**

1. Report For Month/Yr: **October 2008**

4. Name, Title & Telephone Number of Contact  
Person Concerning Data Submitted on this Form: **Terry Keith (305-552-4334)**

2. Reporting Company: **Florida Power & Light**

5. Signature of Official Submitting Report:



3. Plant Name: **St. Johns River Power Park (SJRPP)**

6. Date Completed: **November 12, 2008**

Line No.	Supplier Name	Mine Location	Purchase Type	Tons	FOB Mine Price (\$/Ton)	Short Haul & Loading Charge	Original Invoice Price (\$/Ton)	Retro-active Price Increases (\$/Ton)	Base Price (\$/Ton)	Quality Adjustments (\$/Ton)	Effective Purchase Price (\$/Ton)
(a)	(b)	(c)	(d)	(e)	(f)	(g)	(h)	(i)	(j)	(k)	(l)
1	Coal Marketing Company	45,IM,999	LTC	83,362		0.00		0.00		0.00	

**EDITED COPY**


**MONTHLY REPORT OF COST AND QUALITY OF COAL FOR ELECTRIC PLANTS  
DETAIL OF TRANSPORTATION CHARGES**

1. Report For Month/Yr: **October 2008**

4. Name, Title & Telephone Number of Contact  
Person Concerning Data Submitted on this Form: **Terry Keith (305-552-4334)**

2. Reporting Company: **Florida Power & Light**

5. Signature of Official Submitting Report:



3. Plant Name: **St. Johns River Power Park (SJRPP)**

6. Date Completed: **November 12, 2008**

Line No.	Supplier Name	Mine Location	Shipping Point	Transportation Mode	Tons	Effective Purchase Price (\$/Ton)	Short Haul & Loading Charge (\$/Ton)	Rail Charges		Waterborne Charges					Total Transport Charges (\$/Ton)	FOB Plant Price (\$/Ton)
								Rail Rate (\$/Ton)	Other Rail Charges (\$/Ton)	River Barge Rate (\$/Ton)	Trans-loading Rate (\$/Ton)	Ocean Barge Rate (\$/Ton)	Other Water Charges (\$/Ton)	Related Charges (\$/Ton)		
(a)	(b)	(c)	(d)	(e)	(f)	(g)	(h)	(i)	(j)	(k)	(l)	(m)	(n)	(o)	(p)	(q)
1	Coal Marketing Company	45,1M,999	EL CERREJON	OC	83,362		0.00		0.00	0.00	0.00	0.00	0.00	0.00		51.67

**EDITED COPY**

**MONTHLY REPORT OF COST AND QUALITY OF COAL FOR ELECTRIC PLANTS  
ORIGIN, TONNAGE, DELIVERED PRICE, AND AS RECEIVED QUALITY**

1. Reporting Month: **September** Year: **2008**  
 2. Reporting Company: **FLORIDA POWER & LIGHT COMPANY**  
 3. Plant Name: **R.W.SCHERER**

4. Name, Title & Telephone Number of Contact Person Concerning Data  
 Submitted on this Form: Terry Keith  
 (305) 552-4334  
 5. Signature of Official Submitting Report: *Kenneth Brockway*  
 6. Date Completed: **17-Nov-08**

Line No.	Supplier Name	Mine Location	Purchase Type	Transport Mode	Tons	Purchase Price (\$/Ton)	Effective Transport Charges (\$/Ton)	Total FOB Plant Price (\$/Ton)	Sulfur Content (%)	Btu Content (Btu/lb)	Ash Content (%)	Moisture Content (%)
(a)	(b)	(c)	(d)	(e)	(f)	(g)	(h)	(i)	(j)	(k)	(l)	(m)
(1)	FOUNDATION COAL WEST	19/WY/5	S	UR	19,420.20	8.522	27.24	35.762	0.36	8,391	4.40	29.90
(2)	KENNECOTT COAL SALES	19/WY/5	S	UR	12,974.91	7.520	27.22	34.740	0.35	8,750	4.58	27.80
(3)	KENNECOTT COAL SALES	19/WY/5	S	UR	21,957.83	8.566	27.18	35.746	0.31	8,807	5.28	25.58
(4)	POWDER RIVER COAL CO	19/WY/5	S	UR	31,266.91	9.158	27.31	36.468	0.24	8,659	4.56	27.73
(5)	COALSALES, LLC	19/WY/5	S	UR	51,745.48	10.146	27.22	37.366	0.34	8,441	4.68	29.51
(6)	COAL SALES, LLC	19/WY/5	S	UR	10,226.79	8.674	27.24	35.914	0.27	8,270	4.51	30.65
(7)	KENNECOTT COAL SALES	19/WY/5	S	UR	11,193.11	13.553	27.19	40.743	0.28	8,792	5.42	25.58
(8)	FOUNDATION COAL WEST	19/WY/5	S	UR	22,264.63	11.271	27.25	38.521	0.34	8,423	4.26	29.74
(9)	BUCKSKIN MINING COMPANY	19/WY/5	S	UR	16,722.06	10.900	27.23	38.130	0.23	8,387	4.23	29.80
(10)	NRG POWER MARKETING, INC	19/WY/5	S	UR	27,696.09	9.645	27.23	36.875	0.24	8,384	4.41	30.58
(11)	POWDER RIVER COAL CO	19/WY/5	S	UR	15,549.45	10.944	27.23	38.174	0.22	8,727	4.84	26.65



**MONTHLY REPORT OF COST AND QUALITY OF COAL FOR ELECTRIC PLANTS  
DETAILED PURCHASED COAL INVOICE INFORMATION**

1. Reporting Month: **September** Year: **2008**  
 2. Reporting Company: **FLORIDA POWER & LIGHT COMPANY**  
 3. Plant Name: **R.W.SCHERER**

4. Name, Title & Telephone Number of Contact Person Concerning Data  
 Submitted on this Form: Terry Keith  
 (305) 552-4334

5. Signature of Official Submitting Report:



6. Date Completed: 17-Nov-08

Line No.	Supplier Name	Mine Location	Purch. Type	Tons	FOB Mine Price (\$/Ton)	Shorthaul & Loading Charges (\$/Ton)	Original Invoice Price (\$/Ton)	Retroactive Price Increase (\$/Ton)	Base Price (\$/Ton)	Quality Adjustments (\$/Ton)	Effective Purchase Price (\$/Ton)
(a)	(b)	(c)	(d)	(e)	(f)	(g)	(h)	(i)	(j)	(k)	(l)
(1)	FOUNDATION COAL WEST	19/WY/5	S	19,420.20	8.560	-	8.560	-	8.560	(0.038)	8.522
(2)	KENNECOTT COAL SALES	19/WY/5	S	12,974.91	7.501	-	7.501	-	7.501	0.019	7.520
(3)	KENNECOTT COAL SALES	19/WY/5	S	21,957.83	8.560	-	8.560	-	8.560	0.006	8.566
(4)	POWDER RIVER COAL CO	19/WY/5	S	31,266.91	9.630	-	9.630	-	9.630	(0.472)	9.158
(5)	COALSALES, LLC	19/WY/5	S	51,745.48	10.224	-	10.224	-	10.224	(0.078)	10.146
(6)	COAL SALES, LLC	19/WY/5	S	10,226.79	8.703	-	8.703	-	8.703	(0.029)	8.674
(7)	KENNECOTT COAL SALES	19/WY/5	S	11,193.11	13.589	-	13.589	-	13.589	(0.036)	13.553
(8)	FOUNDATION COAL WEST	19/WY/5	S	22,264.63	11.235	-	11.235	-	11.235	0.036	11.271
(9)	BUCKSKIN MINING COMPAN	19/WY/5	S	16,722.06	10.861	-	10.861	-	10.861	0.039	10.900
(10)	NRG POWER MARKETING, I	19/WY/5	S	27,696.09	9.684	-	9.684	-	9.684	(0.039)	9.645
(11)	POWDER RIVER COAL CO	19/WY/5	S	15,549.45	10.971	-	10.971	-	10.971	(0.027)	10.944

**MONTHLY REPORT OF COST AND QUALITY OF COAL FOR ELECTRIC PLANTS  
DETAILED TRANSPORTATION INVOICE INFORMATION**

1. Reporting Month: **September** Year: **2008**  
 2. Reporting Company: **FLORIDA POWER & LIGHT COMPANY**  
 3. Plant Name: **R.W.SCHERER**

4. Name, Title & Telephone Number of Contact Person Concerning Data  
 Submitted on this Form: Terry Keith  
 (305) 552-4334

5. Signature of Official Submitting Report:



6. Date Completed: 17-Nov-08

Line No.	Supplier Name	Mine Location	Shipping Point	Transport Mode	Tons	Effective Purchase Price (\$/Ton)	Additional Shorthaul & Loading Charges (\$/Ton)	Rail Charges		Waterborne Charges					Total Transportation Charges (\$/Ton)	FOB Plant Price (\$/Ton)
								Rail Rate (\$/Ton)	Other Rail Charges (\$/Ton)	River Barge Rate (\$/Ton)	Trans-loading Rate (\$/Ton)	Ocean Barge Rate (\$/Ton)	Other Water Charges (\$/Ton)	Other Related Charges (\$/Ton)		
(a)	(b)	(c)	(d)	(e)	(f)	(g)	(h)	(i)	(j)	(k)	(l)	(m)	(n)	(o)	(p)	(q)
(1)	FOUNDATION COAL WEST	19/WY/5	EAGLE JCT, WY	UR	19,420.20	8.522	-	27.24	-	-	-	-	-	-	27.24	35.762
(2)	KENNECOTT COAL SALES	19/WY/5	JACOBS JCT, WY	UR	12,974.91	7.520	-	27.22	-	-	-	-	-	-	27.22	34.740
(3)	KENNECOTT COAL SALES	19/WY/5	CONVERSE, JCT, WY	UR	21,957.83	8.566	-	27.18	-	-	-	-	-	-	27.18	35.746
(4)	POWDER RIVER COAL CO	19/WY/5	NACCO JCT, WY	UR	31,266.91	9.158	-	27.31	-	-	-	-	-	-	27.31	36.468
(5)	COALSALES, LLC	19/WY/5	CABALO JCT, WY	UR	51,745.48	10.146	-	27.22	-	-	-	-	-	-	27.22	37.366
(6)	COAL SALES, LLC	19/WY/5	RAWHIDE JCT, WY	UR	10,226.79	8.674	-	27.24	-	-	-	-	-	-	27.24	35.914
(7)	KENNECOTT COAL SALES	19/WY/5	EAGLE JCT, WY	UR	11,193.11	13.553	-	27.19	-	-	-	-	-	-	27.19	40.743
(8)	FOUNDATION COAL WEST	19/WY/5	EAGLE JCT, WY	UR	22,264.63	11.271	-	27.25	-	-	-	-	-	-	27.25	38.521
(9)	BUCKSKIN MINING COMPAN	19/WY/5	BUCKSKIN JCT, WY	UR	16,722.06	10.900	-	27.23	-	-	-	-	-	-	27.23	38.130
(10)	NRG POWER MARKETING, I	19/WY/5	BUCKSKIN JCT, WY	UR	27,696.09	9.645	-	27.23	-	-	-	-	-	-	27.23	36.875
(11)	POWDER RIVER COAL CO	19/WY/5	NACCO JCT, WY	UR	15,549.45	10.944	-	27.23	-	-	-	-	-	-	27.23	38.174

## CERTIFICATE OF SERVICE

**I, THE UNDERSIGNED COUNSEL, HEREBY CERTIFY** that copies of Florida Power & Light Company's forms 423-1, 423-1(a) edited, and 423-1(b) for the month of October, 2008, copies of St. Johns River Power Park edited forms 423-2, 423-2(a), and 423-2(b) for the month of October 2008; and copies of Plant Scherer forms 423-2, 423-2(a), and 423-2(b) for the month of September, 2008 have been served via first class mail, postage prepaid to the parties listed below this 16th day of December, 2008.

Lisa Bennett, Esq.  
Division of Legal Services  
Florida Public Service Commission  
2540 Shumard Oak Blvd.  
Tallahassee, Florida 32399-0850

J.R. Kelly/P. Christensen  
Office of Public Counsel  
c/o The Florida Legislature  
111 West Madison Street, Room 812  
Tallahassee, Florida 32399

Lee L. Willis, Esq.  
James D. Beasley, Esq.  
Ausley & McMullen  
Attorneys for Tampa Electric  
P.O. Box 391  
Tallahassee, Florida 32302

John T. Burnett, Esq.  
Progress Energy Service  
Company, LLC  
P.O. Box 14042  
St. Petersburg, Florida 33733-4042

John W. McWhirter, Jr., Esq.  
McWhirter Reeves  
Attorneys for FIPUG  
P.O. Box 3350  
Tampa, Florida 33601-3350

Norman H. Horton, Jr., Esq.  
Floyd R. Self, Esq.  
Messer, Caparello & Self  
Attorneys for FPUC  
P.O. Box 1876  
Tallahassee, Florida 32302-1876

Jeffrey A. Stone, Esq.  
Russell A. Badders, Esq.  
Beggs & Lane  
Attorneys for Gulf Power  
P.O. Box 12950  
Pensacola, Florida 32576-2950

Mehrdad Khojasteh  
Florida Public Utilities  
Post Office Box 3395  
West Palm Beach, Florida 33402-3395

Ms. Susan D. Ritenour  
Gulf Power Company  
One Energy Place  
Pensacola, Florida 32520-0780

Mr. Paul Lewis, Jr.  
Progress Energy Florida, Inc.  
106 East College Ave., Suite 800  
Tallahassee, GA 32301-7740

Ms. Paula K. Brown  
Tampa Electric Company  
Regulatory Affairs  
P.O. Box 111  
Tampa, Florida 33601-0111


James W. Brew  
Brickfield, Burchette, et al  
1025 Thomas Jefferson St., N.W  
Eight, West Tower  
Washington, DC 20007-0800

Robert Scheffel Wright, Esq.  
John T. LaVia, III, Esq.  
Young van Assenderp, P.A.  
225 South Adams St., Suite 200  
Tallahassee, FL 32301

Cecilia Bradley  
Office of Attorney General  
The Capitol – PL01  
Tallahassee, FL 32399-1050

White Springs Agricultural Chemicals, Inc.  
P.O. Box 300  
White Springs, FL 32096

Capt Sayla L. McNeill  
c/o AFCESA/JACL-ULT  
139 Barnes Drive, Suite 1  
Tyndall AFB, FL 32403-5319



John T. Butler