



Copy 1 of 11

(Copies 2-11 Shredded)

11/27/2011

08 DEC 24 AM 9:27

December 22, 2008

100001-EI

RECEIVED-FPSC  
08 DEC 24 AM 9:53  
COMMISSION  
CLERK


Ms. Ann Cole  
Commission Clerk  
Florida Public Service Commission  
2540 Shumard Oak Blvd.  
Tallahassee, Florida 32399-0850

Re: Docket No. 080001-EI-Request for Specified Confidential Treatment

Dear Ms. Cole:

Enclosed for filing is the original plus 10 copies of Progress Energy Florida, Inc.'s sealed Attachment C to PEF's Request for Specified Confidential Treatment regarding the company's FPSC Forms 423 for the month of November, 2008. This document should be treated as Specified Confidential. Edited copies of the forms, which may be made public, have been submitted for filing this date under separate cover.

Please acknowledge your receipt and filing of the above on the enclosed copy of this letter and return same to me.

Sincerely,  
  
John Burnett  
Associate General Counsel

JB/emc  
Enclosures  
cc: Joseph A. McGlothlin, Esq.

**CONFIDENTIAL**

DECLASSIFIED  
11/10/2010 kmf  
DOCUMENT NUMBER-DATE  
11879 DEC 24 8  
FPSC-COMMISSION-CLERK

Progress Energy Florida, Inc.  
Docket No. 080001-EI

Request for Specified Confidential Treatment

---

423 Forms for November, 2008

CONFIDENTIAL COPY

(Confidential information denoted with shading)

---

**CONFIDENTIAL**

**DECLASSIFIED**

DOCUMENT NUMBER-DATE

11879 DEC 24 8

FPSC-COMMISSION CLERK

MONTHLY REPORT OF COST AND QUALITY OF COAL FOR ELECTRIC PLANTS  
ORIGIN, TONNAGE, DELIVERED PRICE AND AS RECEIVED QUALITY

**SPECIFIED  
CONFIDENTIAL**

1. Report for: Mo. 10/2008  
 2. Reporting Company: Florida Power Corporation  
 3. Plant Name: Crystal River 1 & 2

4. NAME, TITLE, TELEPHONE NUMBER OF CONTACT PERSON CONCERNING DATA  
 SUBMITTED ON THIS FORM: Kelly Jo Irons, Associate Business Financial Analyst, (919) 546-5028

5. Signature of Official Submitting Report :   
 Denise Hards - Lead Business Financial Analyst

6. DATE COMPLETED: 12/16/2008

Line No.	Supplier Name	Mine Location	Purchase Type	Transportation Mode	Tons	Effective Purchase Price (\$/Ton)	Total Transportation Cost (\$/Ton)	F.O.B. Plant Price (\$/Ton)	As Received Coal Quality			
									Percent Sulfur (%)	Btu Content (Btu/lb)	Percent ash (%)	Percent Moisture (%)
(a)	(b)	(c)	(d)	(e)	(f)	(g)	(h)	(i)	(j)	(k)	(l)	(m)
1	B&W Resources Inc	8, KY, 51	MTC	UR	11,515	\$50.89	\$30.17	\$81.06	1.16	12,355	9.05	6.71
2	B&W Resources Inc	8, KY, 51	MTC	UR	10,985	\$113.04	\$28.19	\$141.23	0.79	12,335	9.94	7.01
3	Constellation Energy Commodities Group Inc.	8, KY, 193	MTC	UR	23,352	\$53.65	\$32.84	\$86.49	0.83	12,642	8.75	6.97
4	Constellation Energy Commodities Group Inc.	8, KY, 195	S	UR	11,463	\$113.20	\$30.33	\$143.53	1.16	12,141	11.49	7.30
5	ICG LLC	8, KY, 193	MTC	UR	11,771	\$48.29	\$31.75	\$80.04	1.07	12,202	11.63	6.45
6	Massey Utility Sales Company	8, KY, 81	MTC	UR	30,382	\$48.99	\$32.79	\$81.78	0.98	12,544	10.70	6.82
7	Transfer Facility	N/A	N/A	GB	8,173	\$57.58	\$11.09	\$68.67	0.67	11,287	11.70	10.36
8	Trinity Coal Marketing LLC	8, KY, 71	LTC	UR	23,077	\$50.36	\$30.31	\$80.67	0.89	12,047	11.49	7.16

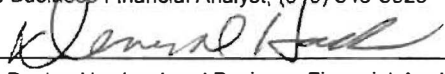
**DECLASSIFIED**

MONTHLY REPORT OF COST AND QUALITY OF COAL FOR ELECTRIC PLANTS  
ORIGIN, TONNAGE, DELIVERED PRICE AND AS RECEIVED QUALITY

**SPECIFIED  
CONFIDENTIAL**

1. Report for: Mo. 10/2008  
2. Reporting Company: Florida Power Corporation  
3. Plant Name: Crystal River 1 & 2

4. NAME, TITLE, TELEPHONE NUMBER OF CONTACT PERSON CONCERNING DATA  
SUBMITTED ON THIS FORM: Kelly Jo Irons, Associate Business Financial Analyst, (919) 546-5028

5. Signature of Official Submitting Report :   
Denise Hards - Lead Business Financial Analyst

6. DATE COMPLETED: 12/16/2008

Line No.	Supplier Name	Mine Location	Purchase Type	Tons	F.O.B. Mine Price (\$/Ton)	Short Haul & Loading Charges (\$/Ton)	Original Invoice Price (\$/Ton)	Retro-active Price Inc(Dec) (\$/Ton)	Base Price (\$/Ton)	Quality Adjust-ments (\$/Ton)	Effective Purchase Price (\$/Ton)
(a)	(b)	(c)	(d)	(e)	(f)	(g)	(h)	(i)	(j)	(k)	(l)
1	B&W Resources Inc	8, KY, 51	MTC	11,515	\$50.25	N/A	\$50.25	\$0.00	\$50.25	\$0.64	\$50.89
2	B&W Resources Inc	8, KY, 51	MTC	10,985	\$110.00	N/A	\$110.00	\$0.00	\$110.00	\$3.04	\$113.04
3	Constellation Energy Commodities Group Inc.	8, KY, 193	MTC	23,352	\$52.56	N/A	\$52.56	\$0.00	\$52.56	\$1.09	\$53.65
4	Constellation Energy Commodities Group Inc.	8, KY, 193	S	11,463	\$116.55	N/A	\$116.55	\$0.00	\$116.55	\$(3.35)	\$113.20
5	ICG LLC	8, KY, 193	MTC	11,771	\$48.40	N/A	\$48.40	\$0.00	\$48.40	\$(0.11)	\$48.29
6	Massey Utility Sales Company	8, WV, 81	MTC	30,382	\$47.57	N/A	\$47.57	\$0.00	\$47.57	\$1.42	\$48.99
7	Transfer Facility	N/A	N/A	8,173	\$57.58	N/A	\$57.58	\$0.00	\$57.58	N/A	\$57.58
8	Trinity Coal Marketing LLC	8, KY, 71	LTC	23,077	\$51.00	N/A	\$51.00	\$0.00	\$51.00	\$(0.64)	\$50.36

**DECLASSIFIED**

MONTHLY REPORT OF COST AND QUALITY OF COAL FOR ELECTRIC PLANTS  
ORIGIN, TONNAGE, DELIVERED PRICE AND AS RECEIVED QUALITY

**SPECIFIED  
CONFIDENTIAL**

1. Report for: Mo. 10/2008  
2. Reporting Company: Florida Power Corporation  
3. Plant Name: Crystal River 1 & 2

4. NAME, TITLE, TELEPHONE NUMBER OF CONTACT PERSON CONCERNING DATA  
SUBMITTED ON THIS FORM: Kelly Jo Irons, Associate Business Financial Analyst, (919) 546-5028

5. Signature of Official Submitting Report :

*Denise Hards*  
Denise Hards - Lead Business Financial Analyst

6. DATE COMPLETED: 12/16/2008

Line No.	Supplier Name	Mine Location	Shipping Point	Transportation Mode	Tons	Effective Purchase Price (\$/Ton)	Additional Shorthaul & Loading Charges (\$/Ton)	Rail Rate (\$/Ton)	Other Rail Charges (\$/Ton)	River Barge Rate (\$/Ton)	Trans-loading Rate (\$/Ton)	Ocean Barge Rate (\$/Ton)	Other Water Charges (\$/Ton)	Other Related Charges (\$/Ton)	Transportation Charges (\$/Ton)	F.O.B. Plant Price (\$/Ton)
(a)	(b)	(c)	(d)	(e)	(f)	(g)	(h)	(i)	(j)	(k)	(l)	(m)	(n)	(o)	(p)	(q)
1	B&W Resources Inc	8, KY, 51	Resource	UR	11,515	\$50.89	N/A	\$25.91	\$4.26	N/A	N/A	N/A	N/A	N/A	\$30.17	\$81.06
2	B&W Resources Inc	8, KY, 51	Resource	UR	10,985	\$113.04	N/A	\$25.91	\$2.28	N/A	N/A	N/A	N/A	N/A	\$28.19	\$141.23
3	Constellation Energy Commodities Group	8, KY, 193	Bluegrass #4	UR	23,352	\$53.65	N/A	\$27.49	\$5.35	N/A	N/A	N/A	N/A	N/A	\$32.84	\$86.49
4	Constellation Energy Commodities Group	8, KY, 193	Leatherwood	UR	11,463	\$113.20	N/A	\$26.06	\$4.27	N/A	N/A	N/A	N/A	N/A	\$30.33	\$143.53
5	ICG LLC	8, KY, 193	Typo	UR	11,771	\$48.29	N/A	\$27.49	\$4.26	N/A	N/A	N/A	N/A	N/A	\$31.75	\$80.04
6	Massey Utility Sales Company	8, WV, 81	Goals	UR	30,382	\$48.99	N/A	\$27.88	\$4.91	N/A	N/A	N/A	N/A	N/A	\$32.79	\$81.78
7	Transfer Facility	N/A	Myrtle Grove, LA	GB	8,173	\$57.58	N/A	N/A	N/A	N/A	\$2.45	\$8.43	\$0.21	N/A	\$11.09	\$68.67
8	Trinity Coal Marketing LLC	8, KY, 71	Banner	UR	23,077	\$50.36	N/A	\$26.06	\$4.25	N/A	N/A	N/A	N/A	N/A	\$30.31	\$80.67

**DECLASSIFIED**

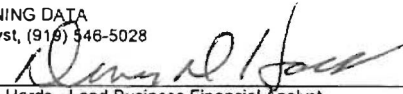
MONTHLY REPORT OF COST AND QUALITY OF COAL FOR ELECTRIC PLANTS  
ORIGIN, TONNAGE, DELIVERED PRICE AND AS RECEIVED QUALITY

**SPECIFIED  
CONFIDENTIAL**

1. Report for: Mo. 10/2008  
2. Reporting Company: Florida Power Corporation  
3. Plant Name: Crystal River 1 & 2

4. NAME, TITLE, TELEPHONE NUMBER OF CONTACT PERSON CONCERNING DATA  
SUBMITTED ON THIS FORM: Kelly Irons, Associate Business Financial Analyst, (916) 346-5028

5. Signature of Official Submitting Report:

  
Denise Hards - Lead Business Financial Analyst

6. DATE COMPLETED: 12/16/2008

Line No.	Month Reported	Form Plant Name	Intended Generating Plant	Supplier Name	Original Line Number	Volume (tons)	Form No.	Column Title	Old Value	New Value	New F.O.B. Plant Price	Reason for Revision
(a)	(b)	(c)	(d)	(e)	(f)	(g)	(h)	(i)	(j)	(k)	(l)	(m)
NONE												

**DECLASSIFIED**

MONTHLY REPORT OF COST AND QUALITY OF COAL FOR ELECTRIC PLANTS  
ORIGIN, TONNAGE, DELIVERED PRICE AND AS RECEIVED QUALITY

**SPECIFIED  
CONFIDENTIAL**

1. Report for: Mo. 10/2008  
2. Reporting Company: Florida Power Corporation  
3. Plant Name: Crystal River 4 & 5

4. NAME, TITLE, TELEPHONE NUMBER OF CONTACT PERSON CONCERNING DATA  
SUBMITTED ON THIS FORM: Kelly Jo Irons, Associate Business Financial Analyst, (919) 546-5028

5. Signature of Official Submitting Report :   
Denise Hards - Lead Business Financial Analyst

6. DATE COMPLETED: 12/16/2008

Line No.	Supplier Name	Mine Location	Purchase Type	Transportation Mode	Tons	Effective Purchase Price (\$/Ton)	Total Transportation Cost (\$/Ton)	F.O.B. Plant Price (\$/Ton)	As Received Coal Quality			
									Percent Sulfur (%)	Btu Content (Btu/lb)	Percent Ash (%)	Percent Moisture (%)
(a)	(b)	(c)	(d)	(e)	(f)	(g)	(h)	(i)	(j)	(k)	(l)	(m)
1	Connectiv Energy Supply Inc	8, WV, 39	S	UR	11,400	\$123.99	\$30.94	\$154.93	0.69	12,247	12.78	5.71
2	Constellation Energy Commodities Group Inc.	8, WV, 5	MTC	UR	11,925	\$53.65	\$30.73	\$84.38	0.65	12,722	12.41	4.03
3	Massey Utility Sales Company	8, WV, 5	MTC	UR	33,113	\$56.68	\$31.81	\$88.49	0.79	12,617	10.55	5.07
4	MC Mining LLC	8, KY, 195	MTC	UR	23,122	\$58.41	\$28.90	\$87.31	0.63	12,721	8.34	6.57
5	NRG Power Marketing Inc	8, KY, 45	S	UR	22,175	\$143.78	\$30.73	\$174.51	0.70	12,568	11.73	4.79
6	Transfer Facility	N/A	N/A	GB	49,250	\$66.20	\$15.38	\$81.58	0.58	11,843	9.79	9.53
7	Transfer Facility	N/A	N/A	GB	120,863	\$78.44	\$11.18	\$89.62	0.60	11,458	11.16	9.79
8	Transfer Facility	N/A	N/A	GB	79,233	\$70.79	\$13.68	\$84.47	0.58	12,223	6.50	9.22

**DECLASSIFIED**


MONTHLY REPORT OF COST AND QUALITY OF COAL FOR ELECTRIC PLANTS  
ORIGIN, TONNAGE, DELIVERED PRICE AND AS RECEIVED QUALITY

**SPECIFIED  
CONFIDENTIAL**

1. Report for: Mo. 10/2008  
2. Reporting Company: Florida Power Corporation  
3. Plant Name: Crystal River 4 & 5

4. NAME, TITLE, TELEPHONE NUMBER OF CONTACT PERSON CONCERNING DATA  
SUBMITTED ON THIS FORM: Kelly Jo Irons, Associate Business Financial Analyst, (9/19) 546-5028

5. Signature of Official Submitting Report :

  
Denise Hards - Lead Business Financial Analyst

6. DATE COMPLETED: 12/16/2008

Line No.	Supplier Name	Mine Location	Purchase Type	Tons	F.O.B. Mine Price (\$/Ton)	Short Haul & Loading Charges (\$/Ton)	Original Invoice Price (\$/Ton)	Retro-active Price Inc(Dec) (\$/Ton)	Base Price (\$/Ton)	Quality Adjust-ments (\$/Ton)	Effective Purchase Price (\$/Ton)
(a)	(b)	(c)	(d)	(e)	(f)	(g)	(h)	(i)	(j)	(k)	(l)
1	Connectiv Energy Supply Inc	8, WV, 39	S	11,400	\$126.55	N/A	\$126.55	\$0.00	\$126.55	\$(2.56)	\$123.99
2	Constellation Energy Commodities Group Inc.	8, WV, 5	MTC	11,925	\$52.56	N/A	\$52.56	\$0.00	\$52.56	\$1.09	\$53.65
3	Massey Utility Sales Company	8, WV, 5	MTC	23,254	\$53.45	N/A	\$53.45	\$0.00	\$53.45	\$2.23	\$55.68
4	MC Mining LLC	8, KY, 195	MTC	23,122	\$57.00	N/A	\$57.00	\$0.00	\$57.00	\$1.41	\$58.41
5	NRG Power Marketing Inc	8, WV, 45	S	22,175	\$143.00	N/A	\$143.00	\$0.00	\$143.00	\$0.78	\$143.78
6	Transfer Facility	N/A	N/A	49,250	\$66.20	N/A	\$66.20	\$0.00	\$66.20	N/A	\$66.20
7	Transfer Facility	N/A	N/A	120,863	\$78.44	N/A	\$78.44	\$0.00	\$78.44	N/A	\$78.44
8	Transfer Facility	N/A	N/A	79,233	\$70.79	N/A	\$70.79	\$0.00	\$70.79	N/A	\$70.79

DECLASSIFIED



MONTHLY REPORT OF COST AND QUALITY OF COAL FOR ELECTRIC PLANTS  
ORIGIN, TONNAGE, DELIVERED PRICE AND AS RECEIVED QUALITY

**SPECIFIED  
CONFIDENTIAL**

1. Report for: Mo. 10/2008  
2. Reporting Company: Florida Power Corporation  
3. Plant Name: Crystal River 4 & 5

4. NAME, TITLE, TELEPHONE NUMBER OF CONTACT PERSON CONCERNING DATA  
SUBMITTED ON THIS FORM: Kelly Jo Irons, Associate Business Financial Analyst, (919) 546-5028

5. Signature of Official Submitting Report : *Denise Hards*  
Denise Hards - Lead Business Financial Analyst

6. DATE COMPLETED: 12/16/2008

Line No.	Supplier Name	Mine Location	Shipping Point	Transportation Mode	Tons	Effective Purchase Price (\$/Ton)	Additional Shorthaul & Loading Charges (\$/Ton)	Rail Rate (\$/Ton)	Other Rail Charges (\$/Ton)	River Barge Rate (\$/Ton)	Trans-loading Rate (\$/Ton)	Ocean Barge Rate (\$/Ton)	Other Water Charges (\$/Ton)	Other Related Charges (\$/Ton)	Transportation Charges (\$/Ton)	F.O.B. Plant Price (\$/Ton)
(a)	(b)	(c)	(d)	(e)	(f)	(g)	(h)	(i)	(j)	(k)	(l)	(m)	(n)	(o)	(p)	(q)
1	Connectiv Energy Supply Inc	8, WV, 39	Kanahwa Eagle	UR	11,400	\$123.99	N/A	\$28.13	\$2.81	N/A	N/A	N/A	N/A	N/A	\$30.94	\$154.93
2	Constellation Energy Commodities Group	8, WV, 5	Sylvester	UR	11,925	\$53.65	N/A	\$27.88	\$2.85	N/A	N/A	N/A	N/A	N/A	\$30.73	\$84.38
3	Massey Utility Sales Company	8, WV, 5	Sylvester	UR	33,113	\$56.68	N/A	\$27.88	\$3.93	N/A	N/A	N/A	N/A	N/A	\$31.81	\$88.49
4	MC Mining LLC	8, KY, 195	Scotts Branch	UR	23,122	\$58.41	N/A	\$26.06	\$2.84	N/A	N/A	N/A	N/A	N/A	\$28.90	\$87.31
5	NRG Power Marketing Inc	8, WV, 45	Pardee CSX	UR	22,175	\$143.78	N/A	\$27.88	\$2.85	N/A	N/A	N/A	N/A	N/A	\$30.73	\$174.51
6	Transfer Facility	N/A	Davant LA	GB	49,250	\$66.20	N/A	N/A	N/A	N/A	\$1.82	\$13.06	\$0.50	N/A	\$15.38	\$81.58
7	Transfer Facility	N/A	Myrtle Grove, LA	GB	120,863	\$78.44	N/A	N/A	N/A	N/A	\$2.04	\$8.75	\$0.39	N/A	\$11.18	\$89.62
8	Transfer Facility	N/A	US United Bulk	GB	79,233	\$70.79	N/A	N/A	N/A	N/A	\$2.56	\$9.18	\$1.94	N/A	\$13.68	\$84.47

**DECLASSIFIED**


MONTHLY REPORT OF COST AND QUALITY OF COAL FOR ELECTRIC PLANTS  
ORIGIN, TONNAGE, DELIVERED PRICE AND AS RECEIVED QUALITY

**SPECIFIED  
CONFIDENTIAL**

1. Report for: Mo. 10/2008  
 2. Reporting Company: Florida Power Corporation  
 3. Plant Name: Crystal River 4 & 5

4. NAME, TITLE, TELEPHONE NUMBER OF CONTACT PERSON CONCERNING DATA  
 SUBMITTED ON THIS FORM: Kelly Irons, Associate Business Financial Analyst, (919) 546-5028

5. Signature of Official Submitting Report:

  
 Denise Hards - Lead Business Financial Analyst

6. DATE COMPLETED: 12/16/2008

Line No.	Month Reported	Form Plant Name	Intended Generating Plant	Supplier Name	Original Line Number	Volume (tons)	Form No.	Column Title	Old Value	New Value	New F.O.B. Plant Price	Reason for Revision
(a)	(b)	(c)	(d)	(e)	(f)	(g)	(h)	(i)	(j)	(k)	(l)	(m)
NONE												

**DECLASSIFIED**

MONTHLY REPORT OF COST AND QUALITY OF COAL FOR ELECTRIC PLANTS  
ORIGIN, TONNAGE, DELIVERED PRICE AND AS RECEIVED QUALITY

**SPECIFIED  
CONFIDENTIAL**

1. Report for: Mo. 10/2008  
2. Reporting Company: Florida Power Corporation  
3. Plant Name: Transfer Facility - IMT

4. NAME, TITLE, TELEPHONE NUMBER OF CONTACT PERSON CONCERNING DATA  
SUBMITTED ON THIS FORM: Kelly Jo Irons, Associate Business Financial Analyst, (919) 546-5028

5. Signature of Official Submitting Report :

*Denise Hards*  
Denise Hards - Lead Business Financial Analyst

6. DATE COMPLETED: 12/16/2008

Line No.	Supplier Name	Mine Location	Purchase Type	Transportation Mode	Tons	Effective Purchase Price (\$/Ton)	Total Transportation Cost (\$/Ton)	F.O.B. Plant Price (\$/Ton)	As Received Coal Quality			
									Percent Sulfur (%)	Btu Content (Btu/lb)	Percent Ash (%)	Percent Moisture (%)
(a)	(b)	(c)	(d)	(e)	(f)	(g)	(h)	(i)	(j)	(k)	(l)	(m)
1	Arch Coal Sales	17, CO, 29	S	B	32,948	\$85.09	\$15.42	\$100.51	0.48	12,077	9.04	7.93
2	Coalsales LLC	N/A	MTC	B	35,450	\$85.87	\$13.93	\$99.80	0.48	11,071	10.75	10.51
3	Coalsales LLC	17, CO, 107	MTC	B	25,660	\$89.33	\$14.76	\$84.09	0.49	11,166	10.72	9.99
4	Keystone Industries LLC	8, WV, 39	MTC	B	13,251	\$64.94	\$16.15	\$81.09	0.70	12,338	11.10	5.85
5	Patriot Coal Sales	8, WV, 39	S	B	17,711	\$63.94	\$16.23	\$80.17	0.69	12,219	13.02	6.00
6	Patriot Coal Sales	8, WV, 39	MTC	B	16,164	\$52.90	\$16.40	\$69.30	0.68	12,142	13.01	6.58

DECLASSIFIED

MONTHLY REPORT OF COST AND QUALITY OF COAL FOR ELECTRIC PLANTS  
ORIGIN, TONNAGE, DELIVERED PRICE AND AS RECEIVED QUALITY

**SPECIFIED  
CONFIDENTIAL**

1. Report for: Mo. 10/2008  
2. Reporting Company: Florida Power Corporation  
3. Plant Name: Transfer Facility - IMT

4. NAME, TITLE, TELEPHONE NUMBER OF CONTACT PERSON CONCERNING DATA  
SUBMITTED ON THIS FORM: Kelly Jo Irons, Associate Business Financial Analyst, (919) 546-5028

5. Signature of Official Submitting Report :

*Denise Hards*  
Denise Hards - Lead Business Financial Analyst

6. DATE COMPLETED: 12/16/2008

Line No.	Supplier Name	Mine Location	Purchase Type	Tons	F.O.B. Mine Price (\$/Ton)	Short Haul & Loading Charges (\$/Ton)	Original Invoice Price (\$/Ton)	Retro-active Price Inc(Dec) (\$/Ton)	Base Price (\$/Ton)	Quality Adjust-ments (\$/Ton)	Effective Purchase Price (\$/Ton)
(a)	(b)	(c)	(d)	(e)	(f)	(g)	(h)	(i)	(j)	(k)	(l)
1	Arch Coal Sales	17, CO, 29	S	32,948	\$83.25	N/A	\$83.25	\$0.00	\$83.25	\$1.84	\$85.09
2	Coalsales LLC	N/A	MTC	35,450	\$87.70	N/A	\$87.70	\$0.00	\$87.70	\$(1.83)	\$85.87
3	Coalsales LLC	17, CO, 107	MTC	25,660	\$70.45	N/A	\$70.45	\$0.00	\$70.45	\$(1.12)	\$69.33
4	Keystone Industries LLC	8, WV, 39	MTC	13,251	\$64.25	N/A	\$64.25	\$0.00	\$64.25	\$0.69	\$64.94
5	Patriot Coal Sales	8, WV, 39	S	17,711	\$64.32	N/A	\$64.32	\$0.00	\$64.32	\$(0.38)	\$63.94
6	Patriot Coal Sales	8, WV, 39	MTC	16,164	\$52.07	N/A	\$52.07	\$0.00	\$52.07	\$0.83	\$52.90

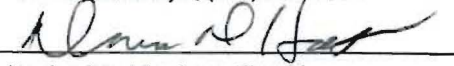
**DECLASSIFIED**

MONTHLY REPORT OF COST AND QUALITY OF COAL FOR ELECTRIC PLANTS  
ORIGIN, TONNAGE, DELIVERED PRICE AND AS RECEIVED QUALITY

**SPECIFIED  
CONFIDENTIAL**

1. Report for: Mo. 10/2008  
2. Reporting Company: Florida Power Corporation  
3. Plant Name: Transfer Facility - IMT

4. NAME, TITLE, TELEPHONE NUMBER OF CONTACT PERSON CONCERNING DATA  
SUBMITTED ON THIS FORM: Kelly Jo Irons, Associate Business Financial Analyst, (919) 546-5028

5. Signature of Official Submitting Report :   
Denise Hards - Lead Business Financial Analyst

6. DATE COMPLETED: 12/16/2008

Line No.	Supplier Name	Mine Location	Shipping Point	Transportation Mode	Tons	Effective Purchase Price (\$/Ton)	Additional Shorthaul & Loading Charges (\$/Ton)	Rail Rate (\$/Ton)	Other Rail Charges (\$/Ton)	River Barge Rate (\$/Ton)	Trans-loading Rate (\$/Ton)	Ocean Barge Rate (\$/Ton)	Other Water Charges (\$/Ton)	Other Related Charges (\$/Ton)	Transportation Charges (\$/Ton)	F.O.B. Plant Price (\$/Ton)
(a)	(b)	(c)	(d)	(e)	(f)	(g)	(h)	(i)	(j)	(k)	(l)	(m)	(n)	(o)	(p)	(q)
1	Arch Coal Sales	17, CO, 29	West Elk	B	32,948	\$85.09	N/A	N/A	N/A	\$13.30	\$2.12	N/A	\$0.00	N/A	\$15.42	\$100.51
2	Coalsales LLC	N/A	Cora Dock	B	35,450	\$85.87	N/A	N/A	N/A	\$12.01	\$1.92	N/A	\$0.00	N/A	\$13.93	\$99.80
3	Coalsales LLC	17, CO, 107	Twenty Mile	B	25,660	\$69.33	N/A	N/A	N/A	\$13.30	\$1.40	N/A	\$0.00	N/A	\$14.76	\$84.09
4	Keystone Industries LLC	8, WV, 39	Marmet Dock	B	13,251	\$64.94	N/A	N/A	N/A	\$13.95	\$2.11	N/A	\$0.09	N/A	\$16.15	\$81.09
5	Patriot Coal Sales	8, WV, 39	Winifrede Dock	B	17,711	\$83.84	N/A	N/A	N/A	\$13.95	\$2.12	N/A	\$0.16	N/A	\$16.23	\$80.17
6	Patriot Coal Sales	8, WV, 39	Kanahwa Eagle	B	16,164	\$52.90	N/A	N/A	N/A	\$13.95	\$2.17	N/A	\$0.28	N/A	\$16.40	\$69.30

**DECLASSIFIED**

MONTHLY REPORT OF COST AND QUALITY OF COAL FOR ELECTRIC PLANTS  
ORIGIN, TONNAGE, DELIVERED PRICE AND AS RECEIVED QUALITY

**SPECIFIED  
CONFIDENTIAL**

1. Report for: Mo. 10/2008  
 2. Reporting Company: Florida Power Corporation  
 3. Plant Name: Transfer Facility - IMT

4. NAME, TITLE, TELEPHONE NUMBER OF CONTACT PERSON CONCERNING DATA  
 SUBMITTED ON THIS FORM: Kelly Irons, Associate Business Financial Analyst, (919) 546-5028

5. Signature of Official Submitting Report:

*Denise Hards*  
 Denise Hards - Lead Business Financial Analyst

6. DATE COMPLETED: 12/16/2008

Line No.	Month Reported	Form Plant Name	Intended Generating Plant	Supplier Name	Original Line Number	Volume (tons)	Form No.	Column Title	Old Value	New Value	New F.O.B. Plant Price	Reason for Revision
(a)	(b)	(c)	(d)	(e)	(f)	(g)	(h)	(i)	(j)	(k)	(l)	(m)
NONE												

**DECLASSIFIED**

MONTHLY REPORT OF COST AND QUALITY OF COAL FOR ELECTRIC PLANTS  
ORIGIN, TONNAGE, DELIVERED PRICE AND AS RECEIVED QUALITY

**SPECIFIED  
CONFIDENTIAL**

1. Report for: Mo. 10/2008  
2. Reporting Company: Florida Power Corporation  
3. Plant Name: Transfer Facility - UBT

4. NAME, TITLE, TELEPHONE NUMBER OF CONTACT PERSON CONCERNING DATA  
SUBMITTED ON THIS FORM: Kelly Jo Irons, Associate Business Financial Analyst, (919) 546-5028

5. Signature of Official Submitting Report :   
Denise Hards - Lead Business Financial Analyst

6. DATE COMPLETED: 12/16/2008

Line No.	Supplier Name	Mine Location	Purchase Type	Transportation Mode	Tons	Effective Purchase Price (\$/Ton)	Total Transportation Cost (\$/Ton)	F.O.B. Plant Price (\$/Ton)	As Received Coal Quality			
									Percent Sulfur (%)	Btu Content (Btu/lb)	Percent Ash (%)	Percent Moisture (%)
(a)	(b)	(c)	(d)	(e)	(f)	(g)	(h)	(i)	(j)	(k)	(l)	(m)
1	Apex Coal Sales	8, WV, 45	MTC	B	14,064	\$31.02	\$13.97	\$44.99	0.48	9,081	32.99	4.82
2	Arch Coal Sales	17, CO, 29	S	B	16,440	\$85.09	\$13.49	\$98.58	0.47	11,987	9.89	7.58
3	Coalsales LLC	N/A	MTC	B	8,840	\$85.87	\$12.01	\$97.88	0.48	11,004	10.32	11.28
4	Coalsales LLC	17, CO, 107	MTC	B	20,887	\$69.33	\$13.30	\$82.63	0.46	11,028	10.42	11.27
5	Glencore Ltd.	999, IM, 45	MTC	OB	77,388	\$61.92	\$10.00	\$71.92	0.63	12,382	5.30	9.49
6	Keystone Industries LLC	8, WV, 39	MTC	B	1,747	\$64.94	\$14.07	\$79.01	0.68	12,276	12.50	5.98
7	Patriot Coal Sales	8, WV, 39	S	B	4,595	\$63.94	\$14.04	\$77.98	0.68	12,257	12.54	5.99
8	Patriot Coal Sales	8, WV, 39	MTC	B	3,133	\$52.90	\$14.03	\$66.94	0.65	12,211	13.34	5.75

**DECLASSIFIED**



MONTHLY REPORT OF COST AND QUALITY OF COAL FOR ELECTRIC PLANTS  
 ORIGIN, TONNAGE, DELIVERED PRICE AND AS RECEIVED QUALITY

**SPECIFIED  
 CONFIDENTIAL**

1. Report for: Mo. 10/2008  
 2. Reporting Company: Florida Power Corporation  
 3. Plant Name: Transfer Facility - UBT

4. NAME, TITLE, TELEPHONE NUMBER OF CONTACT PERSON CONCERNING DATA  
 SUBMITTED ON THIS FORM: Kelly Jo Irons, Associate Business Financial Analyst, (919) 546-5028

5. Signature of Official Submitting Report :

*Denise Hards*  
 Denise Hards - Lead Business Financial Analyst

6. DATE COMPLETED: 12/16/2008

Line No.	Supplier Name	Mine Location	Purchase Type	Tons	F.O.B. Mine Price (\$/Ton)	Short Haul & Loading Charges (\$/Ton)	Original Invoice Price (\$/Ton)	Retro-active Price Inc(Dec) (\$/Ton)	Base Price (\$/Ton)	Quality Adjust-ments (\$/Ton)	Effective Purchase Price (\$/Ton)
(a)	(b)	(c)	(d)	(e)	(f)	(g)	(h)	(i)	(j)	(k)	(l)
1	Apex Coal Sales	8, WV, 45	MTC	14,064	\$34.50	N/A	\$34.50	\$0.00	\$34.50	\$(3.48)	\$31.02
2	Arch Coal Sales	17, CO, 29	S	16,440	\$83.25	N/A	\$83.25	\$0.00	\$83.25	\$1.84	\$85.09
3	Coalsales LLC	N/A	MTC	8,840	\$87.70	N/A	\$87.70	\$0.00	\$87.70	\$(1.83)	\$85.87
4	Coalsales LLC	17, CO, 107	MTC	20,887	\$70.45	N/A	\$70.45	\$0.00	\$70.45	\$(1.12)	\$69.33
5	Glencore Ltd.	999, IM, 45	MTC	77,388	\$62.00	N/A	\$62.00	\$0.00	\$62.00	\$(0.08)	\$61.92
6	Keystone Industries LLC	8, WV, 39	MTC	1,747	\$64.25	N/A	\$64.25	\$0.00	\$64.25	\$0.69	\$64.94
7	Patriot Coal Sales	8, WV, 39	S	4,595	\$64.32	N/A	\$64.32	\$0.00	\$64.32	\$(0.38)	\$63.94
8	Patriot Coal Sales	8, WV, 39	MTC	3,133	\$52.07	N/A	\$52.07	\$0.00	\$52.07	\$0.83	\$52.90

**DECLASSIFIED**



MONTHLY REPORT OF COST AND QUALITY OF COAL FOR ELECTRIC PLANTS  
ORIGIN, TONNAGE, DELIVERED PRICE AND AS RECEIVED QUALITY

**SPECIFIED  
CONFIDENTIAL**

1. Report for: Mo. 10/2008  
2. Reporting Company: Florida Power Corporation  
3. Plant Name: Transfer Facility - UBT

4. NAME, TITLE, TELEPHONE NUMBER OF CONTACT PERSON CONCERNING DATA  
SUBMITTED ON THIS FORM: Kelly Jo Irons, Associate Business Financial Analyst, (919) 546-5028

5. Signature of Official Submitting Report :

*Denise Hards*  
Denise Hards - Lead Business Financial Analyst

6. DATE COMPLETED: 12/16/2008

Line No.	Supplier Name	Mine Location	Shipping Point	Transportation Mode	Tons	Effective Purchase Price (\$/Ton)	Additional Shorthaul & Loading Charges (\$/Ton)	Rail Rate (\$/Ton)	Other Rail Charges (\$/Ton)	River Barge Rate (\$/Ton)	Trans-loading Rate (\$/Ton)	Ocean Barge Rate (\$/Ton)	Other Water Charges (\$/Ton)	Other Related Charges (\$/Ton)	Transportation Charges (\$/Ton)	F.O.B. Plant Price (\$/Ton)
(a)	(b)	(c)	(d)	(e)	(f)	(g)	(h)	(i)	(j)	(k)	(l)	(m)	(n)	(o)	(p)	(q)
1	Apex Coal Sales	8, WV, 45	Amherstdale	B	14,064	\$31.02	N/A	N/A	N/A	\$13.95	\$0.00	N/A	\$0.02	N/A	\$13.97	\$44.99
2	Arch Coal Sales	17, CO, 29	West Elk	B	16,440	\$85.09	N/A	N/A	N/A	\$13.30	\$0.19	N/A	\$0.00	N/A	\$13.49	\$98.58
3	Coalsales LLC	N/A	Cora Dock	B	8,840	\$85.87	N/A	N/A	N/A	\$12.01	\$0.00	N/A	\$0.00	N/A	\$12.01	\$97.88
4	Coalsales LLC	17, CO, 107	Twenty Mile	B	20,887	\$69.33	N/A	N/A	N/A	\$13.30	\$0.00	N/A	\$0.00	N/A	\$13.30	\$82.63
5	Glencore Ltd.	999, IM, 45	La Jagua	OB	77,388	\$61.92	N/A	N/A	N/A	N/A	\$10.00	N/A	\$0.00	N/A	\$10.00	\$71.92
6	Keystone Industries LLC	8, WV, 39	Marmet Dock	B	1,747	\$64.94	N/A	N/A	N/A	\$13.95	\$0.00	N/A	\$0.12	N/A	\$14.07	\$79.01
7	Patriot Coal Sales	8, WV, 39	Winifrede Dock	B	4,595	\$63.94	N/A	N/A	N/A	\$13.95	\$0.00	N/A	\$0.09	N/A	\$14.04	\$77.98
8	Patriot Coal Sales	8, WV, 39	Kanahwa Eagle	B	3,133	\$52.90	N/A	N/A	N/A	\$13.95	\$0.00	N/A	\$0.09	N/A	\$14.04	\$66.94

**DECLASSIFIED**

MONTHLY REPORT OF COST AND QUALITY OF COAL FOR ELECTRIC PLANTS  
 ORIGIN, TONNAGE, DELIVERED PRICE AND AS RECEIVED QUALITY

**SPECIFIED  
 CONFIDENTIAL**

1. Report for: Mo. 10/2008  
 2. Reporting Company: Florida Power Corporation  
 3. Plant Name: Transfer Facility - UBT

4. NAME, TITLE, TELEPHONE NUMBER OF CONTACT PERSON CONCERNING DATA  
 SUBMITTED ON THIS FORM: Kelly Irons, Associate Business Financial Analyst, (919) 546-5028

5. Signature of Official Submitting Report:

  
 Denise Hards - Lead Business Financial Analyst

6. DATE COMPLETED: 12/16/2008

Line No.	Month Reported	Form Plant Name	Intended Generating Plant	Supplier Name	Original Line Number	Volume (tons)	Form No.	Column Title	Old Value	New Value	New F.O.B. Plant Price	Reason for Revision
(a)	(b)	(c)	(d)	(e)	(f)	(g)	(h)	(i)	(j)	(k)	(l)	(m)
NONE												

**DECLASSIFIED**