



April 6, 2009

REDACTED

COMMISSION
CLERK

09 APR 16 PM 12:32

RECEIVED FPSC

Via U.S. Mail
Ms. Ann Cole
Commission Clerk
Florida Public Service Commission
2540 Shumard Oak Boulevard
Tallahassee, Florida 32399-0850

Re: Docket No. 090001-EI

Dear Ms. Cole:

Enclosed for filing on behalf of Progress Energy Florida, Inc. are an original plus ten (10) copies of FPSC 423 forms for the month of February, 2009, along with Progress Energy Florida, Inc.'s Request for Specified Confidential Treatment. Forms 423-1A, 423-2, 423-2A, 423-2B, and 423-2C contained in this filing have been edited to delete certain confidential information. An unedited copy of the 423 forms has been submitted for filing under separate cover.

Thank you for your assistance in this matter and if you have any questions, please feel free to contact me at (727)820-5184.

Sincerely,

John Burnett
Associate General Counsel

- COM _____
- ECR** _____
- GCL 2 _____
- OPC _____
- RCP _____
- SSC _____
- SGA _____
- ADM _____
- CLK _____

JB/emc
Enclosures
cc: Parties of record

44 APR 16 2009

LETTER TO THE COMMISSION

DOCUMENT NUMBER: DAN

299 1st Avenue North, St. Petersburg, FL 33701 ☎ P.O. Box 14042, St. Petersburg, FL 33733
Phone: 727.820.5184 ☎ Fax: 727.820.5249 ☎ Email: john.burnett@pgnmail.com

33525 APR 16 8

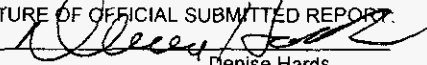
FPSC-COMMISSION CLERK

FPSC FORM 423-1

MONTHLY REPORT OF COST AND QUALITY OF FUEL FOR ELECTRIC PLANTS
ORIGIN, VOLUME, DELIVERED PRICE AND AS RECEIVED QUALITY

1. REPORTING MONTH: 02/2009
2. REPORTING COMPANY: FLORIDA POWER CORPORATION

3. NAME, TITLE, TELEPHONE NUMBER OF CONTACT PERSON CONCERNING DATA
SUBMITTED ON THIS FORM: Jill Allyson Senior Business Financial Analyst (919) 546-7949

4. SIGNATURE OF OFFICIAL SUBMITTED REPORT:

Denise Hards

5. DATE COMPLETED: 03/30/2009

LIN NO.	PLANT NAME	SUPPLIER NAME	SHIPPING POINT	PURCHASE TYPE	DELIVERY LOCATION	DELIVERY DATE	DELIVERY TYPE OIL	SULFUR CONTENT (%)	BTU CONTENT (Btu/gal)	VOLUME (Bbls)	DELIVERED PRICE (\$/Bbl)
(a)	(b)	(c)	(d)	(e)	(f)	(g)	(h)	(i)	(j)	(k)	(l)
1	Avon Park Peakers	Transfer Facility	Martin Gas Terminal	N/A	FOB PLANT	02/2009		0.10	139,511	1,783	\$3.2271
2	Bartow Steam Plant	RIO Energy International Inc.	Houston, TX	MTC	FOB TERMINAL	02/2009		1.44	156,861	232,672	\$52.9708
3	Bayboro Peakers	Transfer Facility	Martin Gas Terminal	N/A	FOB PLANT	02/2009		0.08	138,762	27,896	\$7.4134
4	Crystal River	Transfer Facility	Martin Gas Terminal	N/A	FOB PLANT	02/2009		0.06	138,317	8,306	\$3.4225
5	Martin Gas Terminal	Martin Product Sales	Pascagoula, MS	S	FOB TERMINAL	02/2009		0.10	139,511	33,345	\$54.6400
6	Martin Gas Terminal	TransMontaigne Product Services	Port Manatee, FL	S	FOB TERMINAL	02/2009		0.10	139,511	6,830	\$59.0089
7	Rio Pinar Peakers	Transfer Facility	Martin Gas Terminal	N/A	FOB PLANT	02/2009		0.03	137,180	877	\$3.7506
8	Suwannee Peakers	Colonial Oil Industries Inc.	Jacksonville, FL	S	FOB PLANT	02/2009		0.50	138,000	5,162	\$58.4406
9	Turner Peakers	Transfer Facility	Martin Gas Terminal	N/A	FOB PLANT	02/2009		0.03	137,210	13,416	\$3.8977

DOCUMENT NUMBER-DATE

03525 APR 16 08

FPSC-COMMISSION CLEAR

FPSC FORM 423-1(A)

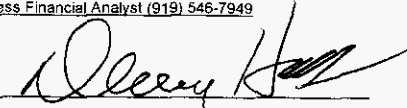
MONTHLY REPORT OF COST AND QUALITY OF FUEL FOR ELECTRIC PLANTS
ORIGIN, VOLUME, DELIVERED PRICE AND AS RECEIVED QUALITY

**SPECIFIED
CONFIDENTIAL**

1. REPORTING MONTH: 02/2009

3. NAME, TITLE, TELEPHONE NUMBER OF CONTACT PERSON CONCERNING DATA
SUBMITTED ON THIS FORM: Jill Allyson Senior Business Financial Analyst (919) 546-7949

2. REPORTING COMPANY: FLORIDA POWER CORPORATION

4. SIGNATURE OF OFFICIAL SUBMITTED REPORT: 
Denise Hards
Lead Business Financial Analyst

5. DATE COMPLETED: 03/30/2009

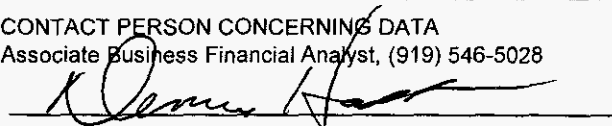
LIN	NO	PLANT NAME	SUPPLIER NAME	DELIVERY LOCATION	DELIVERY DATE	TYP	VOLUME	INVOICE PRICE	INVOICE AMOUNT	DISCOUNT	NET AMOUNT	NET PRICE	QUALITY ADJUST	EFFECTIVE PURCHASE PRICE		TO TERMINAL	ADDITIONAL TRANSPORT	OTHER CHARGES	DELIVERED PRICE	
														PRICE	TERMINAL					
(a)	(b)	(c)	(d)	(e)	(f)	(g)	(h)	(i)	(j)	(k)	(l)	(m)	(n)	(o)	(p)	(q)	(r)			
1		Avon Park Peakers	Transfer Facility	FOB PLANT	02/2009		1,783											\$3.23		\$3.23
2		Bartow Steam Plant	RIO Energy International Inc.	FOB TERMINAL	02/2009		232,672											\$0.00		\$52.97
3		Bayboro Peakers	Transfer Facility	FOB PLANT	02/2009		27,896											\$7.41		\$7.41
4		Crystal River	Transfer Facility	FOB PLANT	02/2009		8,306											\$3.42		\$3.42
5		Martin Gas Terminal	Martin Product Sales	FOB TERMINAL	02/2009		33,345											\$0.00		\$54.64
6		Martin Gas Terminal	TransMontaigne Product Services I	FOB TERMINAL	02/2009		6,830											\$0.00		\$59.01
7		Rio Pinar Peakers	Transfer Facility	FOB PLANT	02/2009		877											\$3.75		\$3.75
8		Suwannee Peakers	Colonial Oil Industries Inc.	FOB PLANT	02/2009		5,162											\$0.00		\$58.44
9		Turner Peakers	Transfer Facility	FOB PLANT	02/2009		13,416											\$3.90		\$3.90

MONTHLY REPORT OF COST AND QUALITY OF COAL FOR ELECTRIC PLANTS
ORIGIN, TONNAGE, DELIVERED PRICE AND AS RECEIVED QUALITY

**SPECIFIED
CONFIDENTIAL**

1. Report for: Mo. 02/2009
2. Reporting Company: Florida Power Corporation
3. Plant Name: Crystal River 1 & 2

4. NAME, TITLE, TELEPHONE NUMBER OF CONTACT PERSON CONCERNING DATA
SUBMITTED ON THIS FORM: Kelly Jo Irons, Associate Business Financial Analyst, (919) 546-5028

5. Signature of Official Submitting Report : 
Denise Hards - Lead Business Financial Analyst

6. DATE COMPLETED: 3/19/2009

Lin No	Supplier Name	Mine Location	Purchase Type	Transportation Mode	Tons	Effective Purchase Price (\$/Ton)	Total Transportation Cost (\$/Ton)	F.O.B. Plant Price (\$/Ton)	As Received Coal Quality			
									Percent Sulfur (%)	Btu Content (Btu/lb)	Percent Ash (%)	Percent Moisture (%)
(a)	(b)	(c)	(d)	(e)	(f)	(g)	(h)	(i)	(j)	(k)	(l)	(m)
1	B&W Resources Inc	8, KY, 51	MTC	UR	22,729			\$74.27	0.98	12,290	11.26	6.30
2	B&W Resources Inc	8, KY, 51	MTC	UR	23,231			\$134.38	0.92	12,055	12.33	6.26
3	Constellation Energy Commodities Group Inc.	8, KY, 193	MTC	UR	23,156			\$78.71	0.86	12,575	8.14	7.85
4	ICG LLC	8, KY, 193	MTC	UR	11,912			\$73.61	1.03	12,153	11.68	5.89
5	ICG LLC	8, KY, 193	MTC	UR	11,579			\$139.68	1.10	12,028	12.31	6.45
6	Massey Utility Sales Company	8, WV, 81	MTC	UR	10,514			\$79.29	1.03	12,545	10.25	7.25
7	MC Mining LLC	8, KY, 195	MTC	UR	11,310			\$83.07	1.12	12,845	7.92	6.46
8	MC Mining LLC	8, WV, 39	MTC	UR	11,401			\$83.09	0.98	12,264	12.02	6.94
9	MC Mining LLC	8, WV, 39	MTC	UR	11,625			\$85.57	1.06	12,696	10.50	5.39
10	NRG Power Marketing Inc	8, WV, 5	S	UR	9,130			\$77.98	0.92	12,275	11.78	6.43
11	Transfer Facility	N/A	N/A	GB	29,878			\$116.06	0.98	12,543	9.58	6.93
12	Transfer Facility	N/A	N/A	GB	16,737			\$92.72	0.93	11,632	12.51	8.70
13	Trinity Coal Marketing LLC	8, KY, 71	MTC	UR	58,259			\$136.16	0.96	12,018	10.86	7.23

MONTHLY REPORT OF COST AND QUALITY OF COAL FOR ELECTRIC PLANTS
ORIGIN, TONNAGE, DELIVERED PRICE AND AS RECEIVED QUALITY

**SPECIFIED
CONFIDENTIAL**

1. Report for: Mo. 02/2009
2. Reporting Company: Florida Power Corporation
3. Plant Name: Crystal River 1 & 2

4. NAME, TITLE, TELEPHONE NUMBER OF CONTACT PERSON CONCERNING DATA
SUBMITTED ON THIS FORM: Kelly Jo Irons, Associate Business Financial Analyst, (919) 546-5028

5. Signature of Official Submitting Report : 
Denise Hards - Lead Business Financial Analyst

6. DATE COMPLETED: 3/19/2009

Lin No	Supplier Name	Mine Location	Purchas Type	Tons	F.O.B. Mine Price (\$/Ton)	Short Haul & Loading Charges (\$/Ton)	Original Invoice Price (\$/Ton)	Retro-active Price Inc(Dec) (\$/Ton)	Base Price (\$/Ton)	Quality Adjust-ments (\$/Ton)	Effective Purchase Price (\$/Ton)
(a)	(b)	(c)	(d)	(e)	(f)	(g)	(h)	(i)	(j)	(k)	(l)
1	B&W Resources Inc	8, KY, 51	MTC	22,729		N/A		\$0.00			
2	B&W Resources Inc	8, KY, 51	MTC	23,231		N/A		\$0.00			
3	Constellation Energy Commodities Group Inc.	8, KY, 193	MTC	23,156		N/A		\$0.00			
4	ICG LLC	8, KY, 193	MTC	11,912		N/A		\$0.00			
5	ICG LLC	8, KY, 193	MTC	11,579		N/A		\$0.00			
6	Massey Utility Sales Company	8, WV, 81	MTC	10,514		N/A		\$0.00			
7	MC Mining LLC	8, KY, 195	MTC	11,310		N/A		\$0.00			
8	MC Mining LLC	8, WV, 39	MTC	11,401		N/A		\$0.00			
9	MC Mining LLC	8, WV, 39	MTC	11,625		N/A		\$0.00			
10	NRG Power Marketing Inc	8, WV, 5	S	9,130		N/A		\$0.00			
11	Transfer Facility	N/A	N/A	29,878		N/A		\$0.00		N/A	
12	Transfer Facility	N/A	N/A	16,737		N/A		\$0.00		N/A	
13	Trinity Coal Marketing LLC	8, KY, 71	MTC	58,259		N/A		\$0.00			

MONTHLY REPORT OF COST AND QUALITY OF COAL FOR ELECTRIC PLANTS
ORIGIN, TONNAGE, DELIVERED PRICE AND AS RECEIVED QUALITY

**SPECIFIED
CONFIDENTIAL**

1. Report for: Mo. 02/2009
2. Reporting Company: Florida Power Corporation
3. Plant Name: Crystal River 1 & 2

4. NAME, TITLE, TELEPHONE NUMBER OF CONTACT PERSON CONCERNING DATA
SUBMITTED ON THIS FORM: Kelly Jo Irons, Associate Business Financial Analyst, (919) 546-5028

5. Signature of Official Submitting Report : *Denise Hards*
Denise Hards - Lead Business Financial Analyst

6. DATE COMPLETED: 3/19/2009

Line No.	Supplier Name	Mine Location	Shipping Point	Transportation Mode	Tons	Effective Purchase Price (\$/Ton)	Additional Shorthaul & Loading Charges (\$/Ton)	Rail Rate (\$/Ton)	Other Rail Charges (\$/Ton)	River Barge Rate (\$/Ton)	Trans-loading Rate (\$/Ton)	Ocean Barge Rate (\$/Ton)	Other Water Charges (\$/Ton)	Other Related Charges (\$/Ton)	Transportation Charges (\$/Ton)	F.O.B. Plant Price (\$/Ton)
(a)	(b)	(c)	(d)	(e)	(f)	(g)	(h)	(i)	(j)	(k)	(l)	(m)	(n)	(o)	(p)	(q)
1	B&W Resources Inc	8, KY, 51	Resource	UR	22,729		N/A			N/A	N/A	N/A	N/A	N/A		\$74.27
2	B&W Resources Inc	8, KY, 51	Resource	UR	23,231		N/A			N/A	N/A	N/A	N/A	N/A		\$134.38
3	Constellation Energy Commodities Group In	8, KY, 193	Bluegrass #4	UR	23,156		N/A			N/A	N/A	N/A	N/A	N/A		\$78.71
4	ICG LLC	8, KY, 193	Typo	UR	11,912		N/A			N/A	N/A	N/A	N/A	N/A		\$73.61
5	ICG LLC	8, KY, 193	Typo	UR	11,579		N/A			N/A	N/A	N/A	N/A	N/A		\$139.68
6	Massey Utility Sales Company	8, WV, 81	Goals	UR	10,514		N/A			N/A	N/A	N/A	N/A	N/A		\$79.29
7	MC Mining LLC	8, KY, 195	Scotts Branch	UR	11,310		N/A			N/A	N/A	N/A	N/A	N/A		\$83.07
8	MC Mining LLC	8, WV, 39	Toms Fork	UR	11,401		N/A			N/A	N/A	N/A	N/A	N/A		\$83.09
9	MC Mining LLC	8, WV, 39	Toms Fork	UR	11,625		N/A			N/A	N/A	N/A	N/A	N/A		\$85.57
10	NRG Power Marketing Inc	8, WV, 5	Liberty	UR	9,130		N/A			N/A	N/A	N/A	N/A	N/A		\$77.98
11	Transfer Facility	N/A	Davant, La	GB	29,878		N/A	N/A	N/A	N/A				N/A		\$116.06
12	Transfer Facility	N/A	Myrtle Grove, La	GB	16,737		N/A	N/A	N/A	N/A				N/A		\$92.72
13	Trinity Coal Marketing LLC	8, KY, 71	Banner	UR	58,259		N/A			N/A	N/A	N/A	N/A	N/A		\$136.16


MONTHLY REPORT OF COST AND QUALITY OF COAL FOR ELECTRIC PLANTS
 ORIGIN, TONNAGE, DELIVERED PRICE AND AS RECEIVED QUALITY

**SPECIFIED
 CONFIDENTIAL**

1. Report for: Mo. 02/2009
 2. Reporting Company: Florida Power Corporation
 3. Plant Name: Crystal River 1 & 2

4. NAME, TITLE, TELEPHONE NUMBER OF CONTACT PERSON CONCERNING DATA
 SUBMITTED ON THIS FORM: Kelly Irons, Associate Business Financial Analyst, (919) 546-5028

5. Signature of Official Submitting Report:


 Denise Hards - Lead Business Financial Analyst

6. DATE COMPLETED: 3/19/2009

Line No.	Month Reported	Form Plant Name	Intended Generating Plant	Supplier Name	Original Line Number	Volume (tons)	Form No.	Column Title	Old Value	New Value	New F.O.B. Plant Price	Reason for Revision
(a)	(b)	(c)	(d)	(e)	(f)	(g)	(h)	(i)	(j)	(k)	(l)	(m)
NONE												

MONTHLY REPORT OF COST AND QUALITY OF COAL FOR ELECTRIC PLANTS
ORIGIN, TONNAGE, DELIVERED PRICE AND AS RECEIVED QUALITY

**SPECIFIED
CONFIDENTIAL**

1. Report for: Mo. 02/2009
2. Reporting Company: Florida Power Corporation
3. Plant Name: Crystal River 4 & 5

4. NAME, TITLE, TELEPHONE NUMBER OF CONTACT PERSON CONCERNING DATA
SUBMITTED ON THIS FORM: Kelly Jo Irons, Associate Business Financial Analyst, (819) 546-5028

5. Signature of Official Submitting Report : *Denise Hards*
Denise Hards - Lead Business Financial Analyst

6. DATE COMPLETED: 3/19/2009

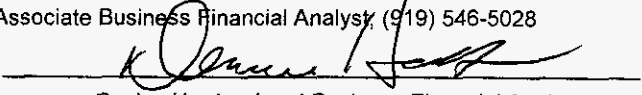
Lin No	Supplier Name	Mine Location	Purchase Type	Transportation Mode	Tons	Effective Purchase Price (\$/Ton)	Total Transportation Cost (\$/Ton)	F.O.B. Plant Price (\$/Ton)	As Received Coal Quality			
									Percent Sulfur (%)	Btu Content (Btu/lb)	Percent Ash (%)	Percent Moisture (%)
(a)	(b)	(c)	(d)	(e)	(f)	(g)	(h)	(i)	(j)	(k)	(l)	(m)
1	Massey Utility Sales Company	8, WV, 5	MTC	UR	11,531			\$96.78	0.72	13,088	10.15	4.45
2	MC Mining LLC	8, KY, 195	MTC	UR	22,235			\$87.29	0.55	12,516	9.10	7.27
3	Transfer Facility	N/A	N/A	GB	31,447			\$97.29	0.59	11,338	11.16	10.31
4	Transfer Facility	N/A	N/A	GB	75,547			\$92.81	0.57	11,291	11.27	10.71

MONTHLY REPORT OF COST AND QUALITY OF COAL FOR ELECTRIC PLANTS
 ORIGIN, TONNAGE, DELIVERED PRICE AND AS RECEIVED QUALITY

**SPECIFIED
 CONFIDENTIAL**

1. Report for: Mo. 02/2009
 2. Reporting Company: Florida Power Corporation
 3. Plant Name: Crystal River 4 & 5

4. NAME, TITLE, TELEPHONE NUMBER OF CONTACT PERSON CONCERNING DATA
 SUBMITTED ON THIS FORM: Kelly Jo Irons, Associate Business Financial Analyst, (919) 546-5028

5. Signature of Official Submitting Report : 
 Denise Hards - Lead Business Financial Analyst

6. DATE COMPLETED: 3/19/2009

Lin No	Supplier Name	Mine Location	Purchas Type	Tons	F.O.B. Mine Price (\$/Ton)	Short Haul & Loading Charges (\$/Ton)	Original Invoice Price (\$/Ton)	Retro-active Price Inc(Dec) (\$/Ton)	Base Price (\$/Ton)	Quality Adjust-ments (\$/Ton)	Effective Purchase Price (\$/Ton)
(a)	(b)	(c)	(d)	(e)	(f)	(g)	(h)	(i)	(j)	(k)	(l)
1	Massey Utility Sales Company	8, WV, 5	MTC	11,531		N/A		\$0.00			
2	MC Mining LLC	8, KY, 195	MTC	22,235		N/A		\$0.00			
3	Transfer Facility	N/A	N/A	31,447		N/A		\$0.00		N/A	
4	Transfer Facility	N/A	N/A	75,547		N/A		\$0.00		N/A	

MONTHLY REPORT OF COST AND QUALITY OF COAL FOR ELECTRIC PLANTS
ORIGIN, TONNAGE, DELIVERED PRICE AND AS RECEIVED QUALITY

**SPECIFIED
CONFIDENTIAL**

1. Report for: Mo. 02/2009
2. Reporting Company: Florida Power Corporation
3. Plant Name: Crystal River 4 & 5

4. NAME, TITLE, TELEPHONE NUMBER OF CONTACT PERSON CONCERNING DATA
SUBMITTED ON THIS FORM: Kelly Jo Irons, Associate Business Financial Analyst, (919) 546-5028

5. Signature of Official Submitting Report : *Denise Hards*
Denise Hards - Lead Business Financial Analyst

6. DATE COMPLETED: 3/19/2009

Line No.	Supplier Name	Mine Location	Shipping Point	Transportation Mode	Tons	Effective Purchase Price (\$/Ton)	Additional Shorthaul & Loading Charges (\$/Ton)	Rail Rate (\$/Ton)	Other Rail Charges (\$/Ton)	River Barge Rate (\$/Ton)	Trans-loading Rate (\$/Ton)	Ocean Barge Rate (\$/Ton)	Other Water Charges (\$/Ton)	Other Related Charges (\$/Ton)	Transportation Charges (\$/Ton)	F.O.B. Plant Price (\$/Ton)
(a)	(b)	(c)	(d)	(e)	(f)	(g)	(h)	(i)	(j)	(k)	(l)	(m)	(n)	(o)	(p)	(q)
1	Massey Utility Sales Company	8, WV, 5	Sylvester	UR	11,531		N/A			N/A	N/A	N/A	N/A	N/A		\$96.78
2	MC Mining LLC	8, KY, 195	Scotts Branch	UR	22,235		N/A			N/A	N/A	N/A	N/A	N/A		\$87.29
3	Transfer Facility	N/A	Davant, La	GB	31,447		N/A	N/A	N/A	N/A				N/A		\$97.29
4	Transfer Facility	N/A	Myrtle Grove, La	GB	75,547		N/A	N/A	N/A	N/A				N/A		\$92.81


MONTHLY REPORT OF COST AND QUALITY OF COAL FOR ELECTRIC PLANTS
 ORIGIN, TONNAGE, DELIVERED PRICE AND AS RECEIVED QUALITY

**SPECIFIED
 CONFIDENTIAL**

1. Report for: Mo. 02/2009
 2. Reporting Company: Florida Power Corporation
 3. Plant Name: Crystal River 4 & 5

4. NAME, TITLE, TELEPHONE NUMBER OF CONTACT PERSON CONCERNING DATA
 SUBMITTED ON THIS FORM: Kelly Irons, Associate Business Financial Analyst, (919) 546-5028

5. Signature of Official Submitting Report:


 Denise Hards - Lead Business Financial Analyst

6. DATE COMPLETED: 3/19/2009

Line No.	Month Reported	Form Plant Name	Intended Generating Plant	Supplier Name	Original Line Number	Volume (tons)	Form No.	Column Title	Old Value	New Value	New F.O.B. Plant Price	Reason for Revision
(a)	(b)	(c)	(d)	(e)	(f)	(g)	(h)	(i)	(j)	(k)	(l)	(m)

NONE


MONTHLY REPORT OF COST AND QUALITY OF COAL FOR ELECTRIC PLANTS
ORIGIN, TONNAGE, DELIVERED PRICE AND AS RECEIVED QUALITY

**SPECIFIED
CONFIDENTIAL**

1. Report for: Mo. 02/2009
2. Reporting Company: Florida Power Corporation
3. Plant Name: Transfer Facility - IMT

4. NAME, TITLE, TELEPHONE NUMBER OF CONTACT PERSON CONCERNING DATA
SUBMITTED ON THIS FORM: Kelly Jo Irons, Associate Business Financial Analyst, (919) 546-5028

5. Signature of Official Submitting Report :


Denise Hards - Lead Business Financial Analyst

6. DATE COMPLETED: 3/19/2009


Lin No	Supplier Name	Mine Location	Purchase Type	Transportation Mode	Tons	Effective Purchase Price (\$/Ton)	Total Transportation Cost (\$/Ton)	F.O.B. Plant Price (\$/Ton)	As Received Coal Quality			
									Percent Sulfur (%)	Btu Content (Btu/lb)	Percent Ash (%)	Percent Moisture (%)
(a)	(b)	(c)	(d)	(e)	(f)	(g)	(h)	(i)	(j)	(k)	(l)	(m)
1	Apex Coal Sales	8, WV, 45	MTC	B	21,281			\$53.92	0.54	9,772	26.68	7.07
2	Coalsales LLC	N/A	MTC	B	27,319			\$106.38	0.49	11,256	10.50	9.95
3	Coalsales LLC	N/A	MTC	B	8,599			\$114.64	0.47	11,093	10.50	10.91
4	Coalsales LLC	17, CO, 107	MTC	B	41,440			\$87.91	0.51	11,192	10.29	10.69
5	Koch Carbon LLC	8, WV, 67	S	B	23,263			\$101.70	0.64	11,630	12.64	8.98
6	Magnum Coal Sales LLC	8, WV, 45	MTC	B	17,080			\$72.37	0.67	12,213	11.67	7.54
7	Oak Hill Corporation	N/A	MTC	B	18,985			\$126.63	0.97	12,011	10.99	7.54
8	Patriot Coal Sales	8, WV, 39	MTC	B	27,987			\$72.61	0.65	12,149	12.53	6.90

MONTHLY REPORT OF COST AND QUALITY OF COAL FOR ELECTRIC PLANTS
ORIGIN, TONNAGE, DELIVERED PRICE AND AS RECEIVED QUALITY

**SPECIFIED
CONFIDENTIAL**

1. Report for: Mo. 02/2009
 2. Reporting Company: Florida Power Corporation
 3. Plant Name: Transfer Facility - IMT

4. NAME, TITLE, TELEPHONE NUMBER OF CONTACT PERSON CONCERNING DATA
 SUBMITTED ON THIS FORM: Kelly Jo Irons, Associate Business Financial Analyst, (919) 546-5028

5. Signature of Official Submitting Report : 
 Denise Hards - Lead Business Financial Analyst

6. DATE COMPLETED: 3/19/2009

Lin No	Supplier Name	Mine Location	Purchas Type	Tons	F.O.B. Mine Price (\$/Ton)	Short Haul & Loading Charges (\$/Ton)	Original Invoice Price (\$/Ton)	Retro-active Price Inc(Dec) (\$/Ton)	Base Price (\$/Ton)	Quality Adjust-ments (\$/Ton)	Effective Purchase Price (\$/Ton)
(a)	(b)	(c)	(d)	(e)	(f)	(g)	(h)	(i)	(j)	(k)	(l)
1	Apex Coal Sales	8, WV, 45	MTC	21,281		N/A		\$0.00			
2	Coalsales LLC	N/A	MTC	27,319		N/A		\$0.00			
3	Coalsales LLC	N/A	MTC	8,599		N/A		\$0.00			
4	Coalsales LLC	17, CO, 107	MTC	41,440		N/A		\$0.00			
5	Koch Carbon LLC	8, WV, 67	S	23,263		N/A		\$0.00			
6	Magnum Coal Sales LLC	8, WV, 45	MTC	17,080		N/A		\$0.00			
7	Oak Hill Corporation	N/A	MTC	18,985		N/A		\$0.00			
8	Patriot Coal Sales	8, WV, 39	MTC	27,987		N/A		\$0.00			

MONTHLY REPORT OF COST AND QUALITY OF COAL FOR ELECTRIC PLANTS
ORIGIN, TONNAGE, DELIVERED PRICE AND AS RECEIVED QUALITY

**SPECIFIED
CONFIDENTIAL**

1. Report for: Mo. 02/2009
2. Reporting Company: Florida Power Corporation
3. Plant Name: Transfer Facility - IMT

4. NAME, TITLE, TELEPHONE NUMBER OF CONTACT PERSON CONCERNING DATA
SUBMITTED ON THIS FORM: Kelly Jo Irons, Associate Business Financial Analyst, (919) 546-5028

5. Signature of Official Submitting Report : *Denise Hards*
Denise Hards - Lead Business Financial Analyst

6. DATE COMPLETED: 3/19/2009

Line No.	Supplier Name	Mine Location	Shipping Point	Transportation Mode	Tons	Effective Purchase Price (\$/Ton)	Additional Shorthaul & Loading Charges (\$/Ton)	Rail Rate (\$/Ton)	Other Rail Charges (\$/Ton)	River Barge Rate (\$/Ton)	Trans-loading Rate (\$/Ton)	Ocean Barge Rate (\$/Ton)	Other Water Charges (\$/Ton)	Other Related Charges (\$/Ton)	Transportation Charges (\$/Ton)	F.O.B. Plant Price (\$/Ton)
(a)	(b)	(c)	(d)	(e)	(f)	(g)	(h)	(i)	(j)	(k)	(l)	(m)	(n)	(o)	(p)	(q)
1	Apex Coal Sales	8, WV, 45	Amherstdale	B	21,281		N/A	N/A	N/A			N/A		N/A		\$53.92
2	Coalsales LLC	N/A	Cahokia Colorado	B	27,319		N/A	N/A	N/A			N/A		N/A		\$106.38
3	Coalsales LLC	N/A	Cora Dock Colorado	B	8,599		N/A	N/A	N/A			N/A		N/A		\$114.64
4	Coalsales LLC	17, CO, 107	Twenty Mile	B	41,440		N/A	N/A	N/A			N/A		N/A		\$87.91
5	Koch Carbon LLC	8, WV, 67	Lockwood Dock	B	23,263		N/A	N/A	N/A			N/A		N/A		\$101.70
6	Magnum Coal Sales LLC	8, WV, 45	Panther Mining	B	17,080		N/A	N/A	N/A			N/A		N/A		\$72.37
7	Oak Hill Corporation	N/A	Nymex Pool	B	18,985		N/A	N/A	N/A			N/A		N/A		\$126.63
8	Patriot Coal Sales	8, WV, 39	Kanahwa Eagle	B	27,987		N/A	N/A	N/A			N/A		N/A		\$72.61

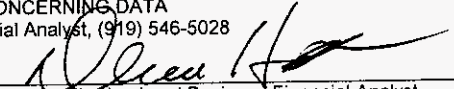
MONTHLY REPORT OF COST AND QUALITY OF COAL FOR ELECTRIC PLANTS
 ORIGIN, TONNAGE, DELIVERED PRICE AND AS RECEIVED QUALITY

**SPECIFIED
 CONFIDENTIAL**

1. Report for: Mo. 02/2009
 2. Reporting Company: Florida Power Corporation
 3. Plant Name: Transfer Facility - IMT

4. NAME, TITLE, TELEPHONE NUMBER OF CONTACT PERSON CONCERNING DATA
 SUBMITTED ON THIS FORM: Kelly Irons, Associate Business Financial Analyst, (919) 546-5028

5. Signature of Official Submitting Report:


 Denise Hards - Lead Business Financial Analyst

6. DATE COMPLETED: 3/19/2009

Line No.	Month Reported	Form Plant Name	Intended Generating Plant	Supplier Name	Original Line Number	Volume (tons)	Form No.	Column Title	Old Value	New Value	New F.O.B. Plant Price	Reason for Revision
(a)	(b)	(c)	(d)	(e)	(f)	(g)	(h)	(i)	(j)	(k)	(l)	(m)
NONE												

**MONTHLY REPORT OF COST AND QUALITY OF COAL FOR ELECTRIC PLANTS
ORIGIN, TONNAGE, DELIVERED PRICE AND AS RECEIVED QUALITY**

**SPECIFIED
CONFIDENTIAL**

1. Report for: Mo. 02/2009
 2. Reporting Company: Florida Power Corporation
 3. Plant Name: Transfer Facility - UBT

4. NAME, TITLE, TELEPHONE NUMBER OF CONTACT PERSON CONCERNING DATA
 SUBMITTED ON THIS FORM: Kelly Jo Irons, Associate Business Financial Analyst, (919) 546-5028

5. Signature of Official Submitting Report : *Denise Hards*
 Denise Hards - Lead Business Financial Analyst

6. DATE COMPLETED: 3/19/2009

Lin No	Supplier Name	Mine Location	Purchase Type	Transportation Mode	Tons	Effective Purchase Price (\$/Ton)	Total Transportation Cost (\$/Ton)	F.O.B. Plant Price (\$/Ton)	As Received Coal Quality			
									Percent Sulfur (%)	Btu Content (Btu/lb)	Percent Ash (%)	Percent Moisture (%)
(a)	(b)	(c)	(d)	(e)	(f)	(g)	(h)	(i)	(j)	(k)	(l)	(m)
1	Apex Coal Sales	8, WV, 45	MTC	B	1,627			\$51.62	0.47	9,577	29.45	5.88
2	Glencore Ltd.	999, IM, 45	MTC	OB	80,980			\$63.43	0.67	12,479	5.22	8.60
3	Magnum Coal Sales LLC	8, WV, 45	MTC	B	3,678			\$69.99	0.65	12,116	11.82	8.08
4	Patriot Coal Sales	8, WV, 39	MTC	B	7,035			\$71.26	0.70	12,341	10.72	7.82

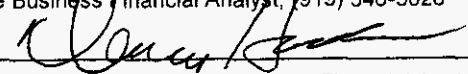
MONTHLY REPORT OF COST AND QUALITY OF COAL FOR ELECTRIC PLANTS
ORIGIN, TONNAGE, DELIVERED PRICE AND AS RECEIVED QUALITY

**SPECIFIED
CONFIDENTIAL**

1. Report for: Mo. 02/2009
 2. Reporting Company: Florida Power Corporation
 3. Plant Name: Transfer Facility - UBT

4. NAME, TITLE, TELEPHONE NUMBER OF CONTACT PERSON CONCERNING DATA
 SUBMITTED ON THIS FORM: Kelly Jo Irons, Associate Business Financial Analyst, (919) 546-5028

5. Signature of Official Submitting Report :


 Denise Hards - Lead Business Financial Analyst

6. DATE COMPLETED: 3/19/2009

Lin No	Supplier Name	Mine Location	Purchase Type	Tons	F.O.B. Mine Price (\$/Ton)	Short Haul & Loading Charges (\$/Ton)	Original Invoice Price (\$/Ton)	Retro-active Price Inc(Dec) (\$/Ton)	Base Price (\$/Ton)	Quality Adjustments (\$/Ton)	Effective Purchase Price (\$/Ton)
(a)	(b)	(c)	(d)	(e)	(f)	(g)	(h)	(i)	(j)	(k)	(l)
1	Apex Coal Sales	8, WV, 45	MTC	1,627		N/A		\$0.00			
2	Glencore Ltd.	999, IM, 45	MTC	80,980		N/A		\$0.00			
3	Magnum Coal Sales LLC	8, WV, 45	MTC	3,678		N/A		\$0.00			
4	Patriot Coal Sales	8, WV, 39	MTC	7,035		N/A		\$0.00			

MONTHLY REPORT OF COST AND QUALITY OF COAL FOR ELECTRIC PLANTS
ORIGIN, TONNAGE, DELIVERED PRICE AND AS RECEIVED QUALITY

**SPECIFIED
CONFIDENTIAL**

1. Report for: Mo. 02/2009
2. Reporting Company: Florida Power Corporation
3. Plant Name: Transfer Facility - UBT

4. NAME, TITLE, TELEPHONE NUMBER OF CONTACT PERSON CONCERNING DATA
SUBMITTED ON THIS FORM: Kelly Jo Irons, Associate Business Financial Analyst, (919) 546-5028

5. Signature of Official Submitting Report : *Denise Hards*
Denise Hards - Lead Business Financial Analyst

6. DATE COMPLETED: 3/19/2009

Line No.	Supplier Name	Mine Location	Shipping Point	Transportation Mode	Tons	Effective Purchase Price (\$/Ton)	Additional Shorthaul & Loading Charges (\$/Ton)	Rail Rate (\$/Ton)	Other Rail Charges (\$/Ton)	River Barge Rate (\$/Ton)	Trans-loading Rate (\$/Ton)	Ocean Barge Rate (\$/Ton)	Other Water Charges (\$/Ton)	Other Related Charges (\$/Ton)	Transportation Charges (\$/Ton)	F.O.B. Plant Price (\$/Ton)
(a)	(b)	(c)	(d)	(e)	(f)	(g)	(h)	(i)	(j)	(k)	(l)	(m)	(n)	(o)	(p)	(q)
1	Apex Coal Sales	8, WV, 45	Amherstdale	B	1,627		N/A	N/A	N/A			N/A		N/A		\$51.62
2	Glencore Ltd.	999, IM, 45	La Jagua	OB	80,980		N/A	N/A	N/A	N/A		N/A		N/A		\$63.43
3	Magnum Coal Sales LLC	8, WV, 45	Panther Mining	B	3,678		N/A	N/A	N/A			N/A		N/A		\$69.99
4	Patriot Coal Sales	8, WV, 39	Kanahwa Eagle	B	7,035		N/A	N/A	N/A			N/A		N/A		\$71.26


MONTHLY REPORT OF COST AND QUALITY OF COAL FOR ELECTRIC PLANTS
 ORIGIN, TONNAGE, DELIVERED PRICE AND AS RECEIVED QUALITY

**SPECIFIED
 CONFIDENTIAL**

1. Report for: Mo. 02/2009
 2. Reporting Company: Florida Power Corporation
 3. Plant Name: Transfer Facility - UBT

4. NAME, TITLE, TELEPHONE NUMBER OF CONTACT PERSON CONCERNING DATA
 SUBMITTED ON THIS FORM: Kelly Irons, Associate Business Financial Analyst, (919) 546-5028

5. Signature of Official Submitting Report:


 Denise Hards - Lead Business Financial Analyst

6. DATE COMPLETED: 3/19/2009

Line No.	Month Reported	Form Plant Name	Intended Generating Plant	Supplier Name	Original Line Number	Volume (tons)	Form No.	Column Title	Old Value	New Value	New F.O.B. Plant Price	Reason for Revision
(a)	(b)	(c)	(d)	(e)	(f)	(g)	(h)	(i)	(j)	(k)	(l)	(m)


NONE

Progress Energy Florida, Inc.

CERTIFICATE OF SERVICE

Docket No. 090001-EI

I HEREBY CERTIFY that a true copy of Progress Energy Florida, Inc.'s FPSC 423 Forms for the month of February, 2009 have been furnished to the following individuals via U.S. Mail on this 8th day of April, 2009.



Attorney

James W. Brew
Brickfield, Burchette, Ritts & Stone, P.C.
1025 Thomas Jefferson St. NW
8th Floor, West Tower
Washington, DC 20007-5201

Keino Young
Lisa Bennett, Esq.
Florida Public Service Commission
2540 Shumard Oak Blvd.
Tallahassee, FL 32399-0850

Lee L. Willis, Esq.
James D. Beasley, Esq.
Ausley & McMullen
P.O. Box 391
Tallahassee, FL 32302

Susan D. Ritenour
Gulf Power Company
One Energy Place
Pensacola, FL 32520-0780

Jeffrey A. Stone
Russell A. Badders
Steven R. Griffin
Beggs & Lane
P.O. Box 12950
Pensacola, FL 32591

Ms. Paula K. Brown
Regulatory Affairs
Tampa Electric Company
P.O. Box 111
Tampa, FL 33601-0111

Norman Horton, Jr.
Messer, Caparello & Self, P.A.
P.O. Box 15579
Tallahassee, FL 32317

Joseph A. McGlothlin, Esq.
Office of Public Counsel
111 W. Madison St., Room 812
Tallahassee, FL 32399

Florida Industrial Power Users Group
John W. McWhirter, Jr.
McWhirter, Reeves & Davidson, P.A.
PO Box 3350
Tampa, FL 33601-3350

Ms. Cheryl Martin
Florida Public Utilities Company
P.O. Box 3395
West Palm Beach, FL 33402-3395

Florida Power & Light Co.
R. Wade Litchfield
John T. Butler
700 Universe Blvd.
Juno Beach, FL 33408-0420

Charlie Beck
Office of Public Counsel
111 W. Madison Street, #812
Tallahassee, FL 32399-1400
beck.charles@leg.state.fl.us