



RECEIVED-FPSC

09 MAY 26 AM 9:56

COMMISSION  
CLERK

RECEIVED  
MAY 26 2009

May 21, 2009

**REDACTED**

Via U.S. Mail

Ms. Ann Cole  
Commission Clerk  
Florida Public Service Commission  
2540 Shumard Oak Boulevard  
Tallahassee, Florida 32399-0850

Re: Docket No. 090001-EI

Dear Ms. Cole:

Enclosed for filing on behalf of Progress Energy Florida, Inc. are an original plus ten (10) copies of FPSC 423 forms for the month of April, 2009, along with Progress Energy Florida, Inc.'s Request for Specified Confidential Treatment. Forms 423-1A, 423-2, 423-2A, 423-2B, and 423-2C contained in this filing have been edited to delete certain confidential information. An unedited copy of the 423 forms has been submitted for filing under separate cover.

Thank you for your assistance in this matter and if you have any questions, please feel free to contact me at (727)820-5184.

Sincerely,

John Burnett  
Associate General Counsel

COM \_\_\_\_\_  
GCL 3 \_\_\_\_\_  
OFC \_\_\_\_\_  
RFP \_\_\_\_\_  
SSC \_\_\_\_\_  
SCA \_\_\_\_\_  
ADM \_\_\_\_\_  
CLK \_\_\_\_\_

JB/emc  
Enclosures  
cc: Parties of record


DOCUMENT NUMBER - DATE  
05166 MAY 25 09  
FPSC-COMMISSION CLERK

Progress Energy Florida, Inc.

CERTIFICATE OF SERVICE

Docket No. 090001-EI

I HEREBY CERTIFY that a true copy of Progress Energy Florida, Inc.'s FPSC 423 Forms for the month of April, 2009 have been furnished to the following individuals via U.S. Mail on this 25<sup>th</sup> day of May, 2009.



---

Attorney

James W. Brew  
Brickfield, Burchette, Ritts & Stone, P.C.  
1025 Thomas Jefferson St. NW  
8<sup>th</sup> Floor, West Tower  
Washington, DC 20007-5201

Keino Young  
Lisa Bennett, Esq.  
Florida Public Service Commission  
2540 Shumard Oak Blvd.  
Tallahassee, FL 32399-0850

Lee L. Willis, Esq.  
James D. Beasley, Esq.  
Ausley & McMullen  
P.O. Box 391  
Tallahassee, FL 32302

Susan D. Ritenour  
Gulf Power Company  
One Energy Place  
Pensacola, FL 32520-0780

Jeffrey A. Stone  
Russell A. Badders  
Steven R. Griffin  
Beggs & Lane  
P.O. Box 12950  
Pensacola, FL 32591

Ms. Paula K. Brown  
Regulatory Affairs  
Tampa Electric Company  
P.O. Box 111  
Tampa, FL 33601-0111

Norman Horton, Jr.  
Messer, Caparello & Self, P.A.  
P.O. Box 15579  
Tallahassee, FL 32317

Joseph A. McGlothlin, Esq.  
Office of Public Counsel  
111 W. Madison St., Room 812  
Tallahassee, FL 32399

Florida Industrial Power Users Group  
John W. McWhirter, Jr.  
McWhirter, Reeves & Davidson, P.A.  
PO Box 3350  
Tampa, FL 33601-3350

Ms. Cheryl Martin  
Florida Public Utilities Company  
P.O. Box 3395  
West Palm Beach, FL 33402-3395

Florida Power & Light Co.  
John T. Butler  
700 Universe Blvd.  
Juno Beach, FL 33408-0420

Charlie Beck  
Office of Public Counsel  
111 W. Madison Street, #812  
Tallahassee, FL 32399-1400  
beck.charles@leg.state.fl.us

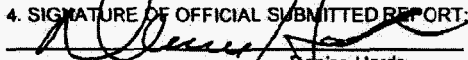
Florida Power & Light Co.  
R. Wade Litchfield  
215 S. Monroe Street, Suite 810  
Tallahassee, FL 32301-1859

FPSC FORM 423-1

MONTHLY REPORT OF COST AND QUALITY OF FUEL FOR ELECTRIC PLANTS  
ORIGIN, VOLUME, DELIVERED PRICE AND AS RECEIVED QUALITY

1. REPORTING MONTH: 04/2009  
2. REPORTING COMPANY: FLORIDA POWER CORPORATION

3. NAME, TITLE, TELEPHONE NUMBER OF CONTACT PERSON CONCERNING DATA  
SUBMITTED ON THIS FORM: Jill Albyson Senior Business Financial Analyst (919) 546-7949

4. SIGNATURE OF OFFICIAL SUBMITTED REPORT:  
  
Denise Hards

5. DATE COMPLETED: 05/20/2009

LIN NO.	PLANT NAME	SUPPLIER NAME	SHIPPING POINT	PURCHASE TYPE	DELIVERY LOCATION	DELIVERY DATE	DELIVERY TYPE	SULFUR CONTENT (%)	BTU CONTENT (Btu/gal)	VOLUME (Bbls)	DELIVERED PRICE (\$/Bbl)
(a)	(b)	(c)	(d)	(e)	(f)	(g)	(h)	(i)	(j)	(k)	(l)
1	Avon Park Peakers	Transfer Facility	Martin Gas Terminal	N/A	FOB PLANT	04/2009		0.03	139,083	2,295	\$3.8187
2	Bartow Steam Plant	RIO Energy International Inc.	Houston, TX	MTC	FOB TERMINAL	04/2009		1.41	156,539	114,306	\$84.9378
3	Bayboro Peakers	Transfer Facility	Martin Gas Terminal	N/A	FOB PLANT	04/2009		0.03	139,083	9,421	\$7.8626
4	Crystal River	Transfer Facility	Martin Gas Terminal	N/A	FOB PLANT	04/2009		0.03	139,083	2,826	\$3.2686
5	Intersession City Peakers	Mansfield Oil Company Inc.	Tampa, FL	MTC	FOB PLANT	04/2009		0.01	138,994	14,878	\$66.8162
6	Martin Gas Terminal	Martin Product Sales	Pascagoula, MS	S	FOB TERMINAL	04/2009		0.09	139,111	11,500	\$71.3017

DOCUMENT NUMBER-DATE  
05166 MAY 26 8  
FPSC-COMMISSION CLERK

**FPSC FORM 423-1(A)**

MONTHLY REPORT OF COST AND QUALITY OF FUEL FOR ELECTRIC PLANTS  
ORIGIN, VOLUME, DELIVERED PRICE AND AS RECEIVED QUALITY



1. REPORTING MONTH: 04/2009

3. NAME, TITLE, TELEPHONE NUMBER OF CONTACT PERSON CONCERNING DATA  
SUBMITTED ON THIS FORM: Jill Allyson Senior Business Financial Analyst (919) 546-7949

2. REPORTING COMPANY: FLORIDA POWER CORPORATION

4. SIGNATURE OF OFFICIAL SUBMITTED REPORT: *Denise Hards*  
Denise Hards  
Lead Business Financial Analyst

5. DATE COMPLETED: 05/20/2009


LIN NO	PLANT NAME	SUPPLIER NAME	DELIVERY LOCATION	DELIVERY DATE	TYP OIL	VOLUME (\$/Bbls)	INVOICE PRICE (\$/Bbls)	INVOICE AMOUNT (\$)	DISCOUNT (\$)	NET AMOUNT (\$)	NET PRICE (\$/Bbls)	QUALITY ADJUST (\$/Bbls)	EFFECTIVE TRANSPORT		ADDITIONAL TRANSPORT (\$/Bbls)	OTHER CHARGES (\$/Bbls)	DELIVERED PRICE (\$/Bbls)
													PURCHASE PRICE (\$/Bbls)	TO TERMINAL (\$/Bbls)			
(e)	(b)	(c)	(d)	(e)	(f)	(g)	(h)	(i)	(j)	(k)	(l)	(m)	(n)	(o)	(p)	(q)	(r)
1	Avon Park Peakers	Transfer Facility	FOB PLANT	04/2009		2,295									\$3.62		\$3.62
2	Bartow Steam Plant	RIO Energy International Inc.	FOB TERMINAL	04/2009		114,306									\$0.00		\$84.84
3	Bayboro Peakers	Transfer Facility	FOB PLANT	04/2009		3,421									\$7.86		\$7.86
4	Crystal River	Transfer Facility	FOB PLANT	04/2009		2,826									\$3.27		\$3.27
5	Intercession City Peakers	Mansfield Oil Company Inc.	FOB PLANT	04/2009		14,878									\$0.00		\$66.62
6	Martin Gas Terminal	Martin Product Sales	FOB TERMINAL	04/2009		11,500									\$0.00		\$71.30

MONTHLY REPORT OF COST AND QUALITY OF COAL FOR ELECTRIC PLANTS  
ORIGIN, TONNAGE, DELIVERED PRICE AND AS RECEIVED QUALITY

**SPECIFIED  
CONFIDENTIAL**

1. Report for: Mo. 04/2009  
2. Reporting Company: Florida Power Corporation  
3. Plant Name: Crystal River 1 & 2

4. NAME, TITLE, TELEPHONE NUMBER OF CONTACT PERSON CONCERNING DATA  
SUBMITTED ON THIS FORM: Kelly Jo Irons, Associate Business Financial Analyst, (919) 546-5028

5. Signature of Official Submitting Report :   
Denise Hards - Lead Business Financial Analyst

6. DATE COMPLETED: 5/8/2009

Lin No	Supplier Name	Mine Location	Purchase Type	Transportation Mode	Tons	Effective Purchase Price (\$/Ton)	Total Transportation Cost (\$/Ton)	F.O.B. Plant Price (\$/Ton)	As Received Coal Quality			
									Percent Sulfur (%)	Btu Content (Btu/lb)	Percent Ash (%)	Percent Moisture (%)
(a)	(b)	(c)	(d)	(e)	(f)	(g)	(h)	(i)	(j)	(k)	(l)	(m)
1	B&W Resources Inc	8, KY, 51	MTC	UR	11,735			\$82.78	1.04	12,246	10.36	7.15
2	B&W Resources Inc	8, KY, 51	MTC	UR	11,845			\$142.59	0.98	11,966	11.93	6.96
3	Constellation Energy Commodities Group Inc.	8, KY, 195	MTC	UR	11,641			\$87.07	0.80	12,850	9.02	5.34
4	Constellation Energy Commodities Group Inc.	8, KY, 193	MTC	UR	11,560			\$88.64	0.90	12,957	7.12	7.01
5	ICG LLC	8, KY, 193	MTC	UR	11,606			\$81.93	1.10	12,136	10.99	6.92
6	ICG LLC	8, VA, 105	MTC	UR	11,612			\$150.78	1.08	12,423	8.80	8.60
7	Massey Utility Sales Company	8, WV, 81	MTC	UR	10,442			\$89.98	1.08	12,778	10.22	5.84
8	MC Mining LLC	8, KY, 195	MTC	UR	22,720			\$92.90	0.87	12,750	8.11	6.61
9	Trinity Coal Marketing LLC	8, KY, 71	LTC	UR	22,912			\$83.19	1.03	12,074	9.97	7.77

MONTHLY REPORT OF COST AND QUALITY OF COAL FOR ELECTRIC PLANTS  
ORIGIN, TONNAGE, DELIVERED PRICE AND AS RECEIVED QUALITY



1. Report for: Mo. 04/2009  
 2. Reporting Company: Florida Power Corporation  
 3. Plant Name: Crystal River 1 & 2

4. NAME, TITLE, TELEPHONE NUMBER OF CONTACT PERSON CONCERNING DATA  
 SUBMITTED ON THIS FORM: Kelly Jo Irons, Associate Business Financial Analyst, (919) 546-5028

5. Signature of Official Submitting Report :

*Denise Hards*  
 Denise Hards - Lead Business Financial Analyst

6. DATE COMPLETED: 5/8/2009

Lin No	Supplier Name	Mine Location	Purchase Type	Tons	F.O.B. Mine Price (\$/Ton)	Short Haul & Loading Charges (\$/Ton)	Original Invoice Price (\$/Ton)	Retro-active Price Inc(Dec) (\$/Ton)	Base Price (\$/Ton)	Quality Adjustments (\$/Ton)	Effective Purchase Price (\$/Ton)
(a)	(b)	(c)	(d)	(e)	(f)	(g)	(h)	(i)	(j)	(k)	(l)
1	B&W Resources Inc	8, KY, 51	MTC	11,735		N/A		\$0.00			
2	B&W Resources Inc	8, KY, 51	MTC	11,845		N/A		\$0.00			
3	Constellation Energy Commodities Group Inc	8, KY, 195	MTC	11,641		N/A		\$0.00			
4	Constellation Energy Commodities Group Inc	8, KY, 193	MTC	11,560		N/A		\$0.00			
5	ICG LLC	8, KY, 193	MTC	11,606		N/A		\$0.00			
6	ICG LLC	8, VA, 105	MTC	11,612		N/A		\$0.00			
7	Massey Utility Sales Company	8, WV, 81	MTC	10,442		N/A		\$0.00			
8	MC Mining LLC	8, KY, 195	MTC	22,720		N/A		\$0.00			
9	Trinity Coal Marketing LLC	8, KY, 71	LTC	22,912		N/A		\$0.00			

MONTHLY REPORT OF COST AND QUALITY OF COAL FOR ELECTRIC PLANTS  
ORIGIN, TONNAGE, DELIVERED PRICE AND AS RECEIVED QUALITY



1. Report for: Mo. 04/2009  
 2. Reporting Company: Florida Power Corporation  
 3. Plant Name: Crystal River 1 & 2

4. NAME, TITLE, TELEPHONE NUMBER OF CONTACT PERSON CONCERNING DATA  
 SUBMITTED ON THIS FORM: Kelly Jo Irons, Associate Business Financial Analyst, (919) 546-5028

5. Signature of Official Submitting Report :

*[Handwritten Signature]*  
 Denise Hards - Lead Business Financial Analyst

6. DATE COMPLETED: 5/8/2009

Line No.	Supplier Name	Mine Location	Shipping Point	Transportation Mode	Tons	Effective Purchase Price (\$/Ton)	Additional Shorthaul & Loading Charges (\$/Ton)	Rail Rate (\$/Ton)	Other Rail Charges (\$/Ton)	River Barge Rate (\$/Ton)	Trans-loading Rate (\$/Ton)	Ocean Barge Rate (\$/Ton)	Other Water Charges (\$/Ton)	Other Related Charges (\$/Ton)	Transportation Charges (\$/Ton)	F.O.B. Plant Price (\$/Ton)
(a)	(b)	(c)	(d)	(e)	(f)	(g)	(h)	(i)	(j)	(k)	(l)	(m)	(n)	(o)	(p)	(q)
1	B&W Resources Inc	8, KY, 51	Resource	UR	11,735		N/A			N/A	N/A	N/A	N/A	N/A		\$82.78
2	B&W Resources Inc	8, KY, 51	Resource	UR	11,845		N/A			N/A	N/A	N/A	N/A	N/A		\$142.59
3	Constellation Energy Commodities Group Ir	8, KY, 195	Myra	UR	11,641		N/A			N/A	N/A	N/A	N/A	N/A		\$87.07
4	Constellation Energy Commodities Group Ir	8, KY, 193	Bluegrass #4	UR	11,560		N/A			N/A	N/A	N/A	N/A	N/A		\$88.64
5	ICG LLC	8, KY, 193	Typo	UR	11,606		N/A			N/A	N/A	N/A	N/A	N/A		\$81.93
6	ICG LLC	8, VA, 105	Mayflower CSX	UR	11,612		N/A			N/A	N/A	N/A	N/A	N/A		\$150.78
7	Massey Utility Sales Company	8, WV, 81	Goals	UR	10,442		N/A			N/A	N/A	N/A	N/A	N/A		\$89.98
8	MC Mining LLC	8, KY, 195	Scotts Branch	UR	22,720		N/A			N/A	N/A	N/A	N/A	N/A		\$92.90
9	Trinity Coal Marketing LLC	8, KY, 71	Banner	UR	22,912		N/A			N/A	N/A	N/A	N/A	N/A		\$83.19


MONTHLY REPORT OF COST AND QUALITY OF COAL FOR ELECTRIC PLANTS  
 ORIGIN, TONNAGE, DELIVERED PRICE AND AS RECEIVED QUALITY

**SPECIFIED  
 CONFIDENTIAL**

1. Report for: Mo. 04/2009  
 2. Reporting Company: Florida Power Corporation  
 3. Plant Name: Crystal River 1 & 2

4. NAME, TITLE, TELEPHONE NUMBER OF CONTACT PERSON CONCERNING DATA  
 SUBMITTED ON THIS FORM: Kelly Irons, Associate Business Financial Analyst (919) 546-5028

5. Signature of Official Submitting Report:

  
 Denise Hards - Lead Business Financial Analyst

6. DATE COMPLETED: 5/8/2009

Line No.	Month Reported	Form Plant Name	intended Generating Plant	Supplier Name	Original Line Number	Volume (tons)	Form No.	Column Title	Old Value	New Value	New F.O.B. Plant Price	Reason for Revision
(a)	(b)	(c)	(d)	(e)	(f)	(g)	(h)	(i)	(j)	(k)	(l)	(m)
NONE												



MONTHLY REPORT OF COST AND QUALITY OF COAL FOR ELECTRIC PLANTS  
ORIGIN, TONNAGE, DELIVERED PRICE AND AS RECEIVED QUALITY



1. Report for: Mo. 04/2009  
 2. Reporting Company: Florida Power Corporation  
 3. Plant Name: Crystal River 4 & 5

4. NAME, TITLE, TELEPHONE NUMBER OF CONTACT PERSON CONCERNING DATA  
 SUBMITTED ON THIS FORM: Kelly Jo Irons, Associate Business Financial Analyst, (919) 546-5028

5. Signature of Official Submitting Report : *Denise Hards*  
 Denise Hards - Lead Business Financial Analyst

6. DATE COMPLETED: 5/8/2009

Lin No	Supplier Name	Mine Location	Purchase Type	Transportation Mode	Tons	Effective Purchase Price (\$/Ton)	Total Transportation Cost (\$/Ton)	F.O.B. Plant Price (\$/Ton)	As Received Coal Quality			
									Percent Sulfur (%)	Btu Content (Btu/lb)	Percent Ash (%)	Percent Moisture (%)
(a)	(b)	(c)	(d)	(e)	(f)	(g)	(h)	(i)	(j)	(k)	(l)	(m)
1	MC Mining LLC	8, KY, 195	MTC	UR	11,478			\$168.19	0.56	12,622	8.73	6.99
2	Transfer Facility	N/A	N/A	GB	79,376			\$81.32	0.63	11,422	9.91	10.87
3	Transfer Facility	N/A	N/A	GB	160,395			\$94.27	0.61	11,511	11.41	9.79

MONTHLY REPORT OF COST AND QUALITY OF COAL FOR ELECTRIC PLANTS  
ORIGIN, TONNAGE, DELIVERED PRICE AND AS RECEIVED QUALITY



1. Report for: Mo. 04/2009  
 2. Reporting Company: Florida Power Corporation  
 3. Plant Name: Crystal River 4 & 5

4. NAME, TITLE, TELEPHONE NUMBER OF CONTACT PERSON CONCERNING DATA  
 SUBMITTED ON THIS FORM: Kelly Jo Irons, Associate Business Financial Analyst, (919) 546-5028

5. Signature of Official Submitting Report :

*Denise Hards*  
 Denise Hards - Lead Business Financial Analyst

6. DATE COMPLETED: 5/8/2009

Lin No	Supplier Name	Mine Location	Purchase Type	Tons	F.O.B. Mine Price (\$/Ton)	Short Haul & Loading Charges (\$/Ton)	Original Invoice Price (\$/Ton)	Retro-active Price Inc(Dec) (\$/Ton)	Base Price (\$/Ton)	Quality Adjust-ments (\$/Ton)	Effective Purchase Price (\$/Ton)
(a)	(b)	(c)	(d)	(e)	(f)	(g)	(h)	(i)	(j)	(k)	(l)
1	MC Mining LLC	8, KY, 195	MTC	11,478		N/A		\$0.00			
2	Transfer Facility	N/A	N/A	79,376		N/A		\$0.00		N/A	
3	Transfer Facility	N/A	N/A	160,395		N/A		\$0.00		N/A	

MONTHLY REPORT OF COST AND QUALITY OF COAL FOR ELECTRIC PLANTS  
ORIGIN, TONNAGE, DELIVERED PRICE AND AS RECEIVED QUALITY



1. Report for: Mo. 04/2009  
 2. Reporting Company: Florida Power Corporation  
 3. Plant Name: Crystal River 4 & 5

4. NAME, TITLE, TELEPHONE NUMBER OF CONTACT PERSON CONCERNING DATA  
 SUBMITTED ON THIS FORM: Kelly Jo Irons, Associate Business Financial Analyst, (919) 546-5028

5. Signature of Official Submitting Report :

*Denise Hards*  
 Denise Hards - Lead Business Financial Analyst

6. DATE COMPLETED: 5/8/2009

Line No.	Supplier Name	Mine Location	Shipping Point	Transportation Mode	Tons	Effective Purchase Price (\$/Ton)	Additional Shorthaul & Loading Charges (\$/Ton)	Rail Rate (\$/Ton)	Other Rail Charges (\$/Ton)	River Barge Rate (\$/Ton)	Trans-loading Rate (\$/Ton)	Ocean Barge Rate (\$/Ton)	Other Water Charges (\$/Ton)	Other Related Charges (\$/Ton)	Transportation Charges (\$/Ton)	F.O.B. Plant Price (\$/Ton)
(a)	(b)	(c)	(d)	(e)	(f)	(g)	(h)	(i)	(j)	(k)	(l)	(m)	(n)	(o)	(p)	(q)
1	MC Mining LLC	8, KY, 195	Scotts Branch	UR	11,478		N/A			N/A	N/A	N/A	N/A	N/A		\$168.19
2	Transfer Facility	N/A	Davant, La	GB	79,376		N/A	N/A	N/A	N/A				N/A		\$81.32
3	Transfer Facility	N/A	Myrtle Grove, La	GB	160,395		N/A	N/A	N/A	N/A				N/A		\$94.27

MONTHLY REPORT OF COST AND QUALITY OF COAL FOR ELECTRIC PLANTS  
ORIGIN, TONNAGE, DELIVERED PRICE AND AS RECEIVED QUALITY

**SPECIFIED  
CONFIDENTIAL**

1. Report for Mo. 04/2009  
 2. Reporting Company: Florida Power Corporation  
 3. Plant Name: Crystal River 4 & 5

4. NAME, TITLE, TELEPHONE NUMBER OF CONTACT PERSON CONCERNING DATA  
 SUBMITTED ON THIS FORM: Kelly Irons, Associate Business Financial Analyst, (919) 546-5028

5. Signature of Official Submitting Report:

  
 Denise Harris - Lead Business Financial Analyst

6. DATE COMPLETED: 5/8/2009

Line No.	Month Reported	Form Plant Name	Intended Generating Plant	Supplier Name	Original Line Number	Volume (tons)	Form No.	Column Title	Old Value	New Value	New F.O.B. Plant Price	Reason for Revision
(a)	(b)	(c)	(d)	(e)	(f)	(g)	(h)	(i)	(j)	(k)	(l)	(m)
NONE												

MONTHLY REPORT OF COST AND QUALITY OF COAL FOR ELECTRIC PLANTS  
ORIGIN, TONNAGE, DELIVERED PRICE AND AS RECEIVED QUALITY



1. Report for: Mo. 04/2009  
 2. Reporting Company: Florida Power Corporation  
 3. Plant Name: Transfer Facility - IMT


4. NAME, TITLE, TELEPHONE NUMBER OF CONTACT PERSON CONCERNING DATA  
 SUBMITTED ON THIS FORM: Kelly Jo Irons, Associate Business Financial Analyst, (919) 546-6028/

5. Signature of Official Submitting Report : *Denise Hards*  
 Denise Hards - Lead Business Financial Analyst

6. DATE COMPLETED: 5/8/2009

Lin No	Supplier Name	Mine Location	Purchase Type	Transportation Mode	Tons	Effective Purchase Price (\$/Ton)	Total Transportation Cost (\$/Ton)	F.O.B. Plant Price (\$/Ton)	As Received Coal Quality			
									Percent Sulfur (%)	Btu Content (Btu/lb)	Percent Ash (%)	Percent Moisture (%)
(a)	(b)	(c)	(d)	(e)	(f)	(g)	(h)	(i)	(j)	(k)	(l)	(m)
1	Apex Coal Sales	8, WV, 45	MTC	B	9,071			\$53.04	0.53	9,901	26.60	6.55
2	Coalsales LLC	N/A	MTC	B	30,027			\$102.96	0.47	11,131	10.33	10.75
3	Coalsales LLC	N/A	MTC	B	28,082			\$101.96	0.45	10,938	10.34	12.04
4	Coalsales LLC	17, CO, 107	MTC	B	50,632			\$84.36	0.48	11,110	10.14	11.16
5	Constellation Energy Commodities Group Inc.	8, WV, 45	S	B	15,427			\$73.88	0.87	12,039	12.94	7.18
6	Keystone Industries LLC	8, WV, 39	MTC	B	15,594			\$76.54	0.65	12,358	11.39	6.78
7	Magnum Coal Sales LLC	8, WV, 45	MTC	B	1,630			\$69.19	0.65	11,901	13.76	8.42
8	Magnum Coal Sales LLC	8, WV, 45	MTC	B	18,027			\$69.92	0.68	12,179	11.54	7.83
9	Oak Hill Corporation	N/A	MTC	B	22,026			\$123.92	0.96	11,990	9.80	8.16
10	Patriot Coal Sales	8, WV, 39	MTC	B	35,692			\$72.25	0.66	12,361	12.44	5.69

MONTHLY REPORT OF COST AND QUALITY OF COAL FOR ELECTRIC PLANTS  
ORIGIN, TONNAGE, DELIVERED PRICE AND AS RECEIVED QUALITY



1. Report for Mo: 04/2009  
 2. Reporting Company: Florida Power Corporation  
 3. Plant Name: Transfer Facility - IMT

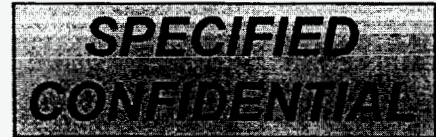
4. NAME, TITLE, TELEPHONE NUMBER OF CONTACT PERSON CONCERNING DATA  
 SUBMITTED ON THIS FORM: Kelly Jo Irons, Associate Business Financial Analyst, (919) 546-5028

5. Signature of Official Submitting Report : *Denise Hards*  
 Denise Hards - Lead Business Financial Analyst

6. DATE COMPLETED: 5/8/2009

Lin No	Supplier Name	Mine Location	Purchas Type	Tons	F.O.B. Mine Price (\$/Ton)	Short Haul & Loading Charges (\$/Ton)	Original Invoice Price (\$/Ton)	Retro-active Price Inc(Dec) (\$/Ton)	Base Price (\$/Ton)	Quality Adjust-ments (\$/Ton)	Effective Purchase Price (\$/Ton)
(a)	(b)	(c)	(d)	(e)	(f)	(g)	(h)	(i)	(j)	(k)	(l)
1	Apex Coal Sales	8, WV, 45	MTC	9,071		N/A		\$0.00			
2	Coalsales LLC	N/A	MTC	30,027		N/A		\$0.00			
3	Coalsales LLC	N/A	MTC	28,082		N/A		\$0.00			
4	Coalsales LLC	17, CO, 107	MTC	50,632		N/A		\$0.00			
5	Constellation Energy Commodities Group Inc.	8, WV, 45	S	15,427		N/A		\$0.00			
6	Keystone Industries LLC	8, WV, 39	MTC	15,594		N/A		\$0.00			
7	Magnum Coal Sales LLC	8, WV, 45	MTC	1,630		N/A		\$0.00			
8	Magnum Coal Sales LLC	8, WV, 45	MTC	18,027		N/A		\$0.00			
9	Oak Hill Corporation	N/A	MTC	22,026		N/A		\$0.00			
10	Patriot Coal Sales	8, WV, 39	MTC	35,692		N/A		\$0.00			

MONTHLY REPORT OF COST AND QUALITY OF COAL FOR ELECTRIC PLANTS  
ORIGIN, TONNAGE, DELIVERED PRICE AND AS RECEIVED QUALITY



1. Report for: Mo. 04/2009  
 2. Reporting Company: Florida Power Corporation  
 3. Plant Name: Transfer Facility - IMT

4. NAME, TITLE, TELEPHONE NUMBER OF CONTACT PERSON CONCERNING DATA  
 SUBMITTED ON THIS FORM: Kelly Jo Irons, Associate Business Financial Analyst, (919) 546-5028

5. Signature of Official Submitting Report :

*Denise Hards*  
 Denise Hards - Lead Business Financial Analyst

6. DATE COMPLETED: 5/8/2009

Line No.	Supplier Name	Mine Location	Shipping Point	Transportation Mode	Tons	Effective Purchase Price (\$/Ton)	Additional Shorthaul & Loading Charges (\$/Ton)	Rail Rate (\$/Ton)	Other Rail Charges (\$/Ton)	River Barge Rate (\$/Ton)	Trans-loading Rate (\$/Ton)	Ocean Barge Rate (\$/Ton)	Other Water Charges (\$/Ton)	Other Related Charges (\$/Ton)	Transportation Charges (\$/Ton)	F.O.B. Plant Price (\$/Ton)
(a)	(b)	(c)	(d)	(e)	(f)	(g)	(h)	(i)	(j)	(k)	(l)	(m)	(n)	(o)	(p)	(q)
1	Apex Coal Sales	8, WV, 45	Amherstdale	B	9,071		N/A	N/A	N/A			N/A		N/A		\$53.04
2	Coalsales LLC	N/A	Cahokia Colorado	B	30,027		N/A	N/A	N/A			N/A		N/A		\$102.96
3	Coalsales LLC	N/A	Cora Dock Colorado	B	28,082		N/A	N/A	N/A			N/A		N/A		\$101.96
4	Coalsales LLC	17, CO, 107	Twenty Mile	B	50,632		N/A	N/A	N/A			N/A		N/A		\$84.36
5	Constellation Energy Commodities Group Inc	8, WV, 45	Amherstdale	B	15,427		N/A	N/A	N/A			N/A		N/A		\$73.88
6	Keystone Industries LLC	8, WV, 39	Marmet Dock	B	15,594		N/A	N/A	N/A			N/A		N/A		\$76.54
7	Magnum Coal Sales LLC	8, WV, 45	Panther Mining	B	1,630		N/A	N/A	N/A			N/A		N/A		\$69.19
8	Magnum Coal Sales LLC	8, WV, 45	Panther Mining	B	18,027		N/A	N/A	N/A			N/A		N/A		\$69.92
9	Oak Hill Corporation	N/A	Nymex Pool	B	22,026		N/A	N/A	N/A			N/A		N/A		\$123.92
10	Patriot Coal Sales	8, WV, 39	Kanahwa Eagle	B	35,692		N/A	N/A	N/A			N/A		N/A		\$72.25


MONTHLY REPORT OF COST AND QUALITY OF COAL FOR ELECTRIC PLANTS  
 ORIGIN, TONNAGE, DELIVERED PRICE AND AS RECEIVED QUALITY

**SPECIFIED  
 CONFIDENTIAL**

1. Report for: Mo. 04/2009  
 2. Reporting Company: Florida Power Corporation  
 3. Plant Name: Transfer Facility - IMT

4. NAME, TITLE, TELEPHONE NUMBER OF CONTACT PERSON CONCERNING DATA  
 SUBMITTED ON THIS FORM: Kelly Irons, Associate Business Financial Analyst, (919) 546-5028

5. Signature of Official Submitting Report:

  
 Denise Hards - Lead Business Financial Analyst

6. DATE COMPLETED: 5/8/2009

Line No.	Month Reported	Form Plant Name	Intended Generating Plant	Supplier Name	Original Line Number	Volume (tons)	Form No.	Column Title	Old Value	New Value	New F.O.B. Plant Price	Reason for Revision
(a)	(b)	(c)	(d)	(e)	(f)	(g)	(h)	(i)	(j)	(k)	(l)	(m)
NONE												



MONTHLY REPORT OF COST AND QUALITY OF COAL FOR ELECTRIC PLANTS  
 ORIGIN, TONNAGE, DELIVERED PRICE AND AS RECEIVED QUALITY

**SPECIFIED  
 CONFIDENTIAL**

1. Report for: Mo. 04/2009  
 2. Reporting Company: Florida Power Corporation  
 3. Plant Name: Transfer Facility - UBT

4. NAME, TITLE, TELEPHONE NUMBER OF CONTACT PERSON CONCERNING DATA  
 SUBMITTED ON THIS FORM: Kelly Jo Irons, Associate Business Financial Analyst, (919) 546-5028

5. Signature of Official Submitting Report: *Denise Hards*  
 Denise Hards - Lead Business Financial Analyst

6. DATE COMPLETED: 5/8/2009

Lin No	Supplier Name	Mine Location	Purchase Type	Transportation Mode	Tons	Effective Purchase Price (\$/Ton)	Total Transportation Cost (\$/Ton)	F.O.B. Plant Price (\$/Ton)	As Received Coal Quality			
									Percent Sulfur (%)	Btu Content (Btu/lb)	Percent Ash (%)	Percent Moisture (%)
(a)	(b)	(c)	(d)	(e)	(f)	(g)	(h)	(i)	(j)	(k)	(l)	(m)
1	Apex Coal Sales	8, WV, 45	MTC	B	10,876			\$50.75	0.53	9,840	26.70	6.58
2	Coalsales LLC	17, CO, 107	MTC	B	5,437			\$83.47	0.48	11,072	10.53	11.03

MONTHLY REPORT OF COST AND QUALITY OF COAL FOR ELECTRIC PLANTS  
ORIGIN, TONNAGE, DELIVERED PRICE AND AS RECEIVED QUALITY



1. Report for: Mo. 04/2009  
 2. Reporting Company: Florida Power Corporation  
 3. Plant Name: Transfer Facility - UBT

4. NAME, TITLE, TELEPHONE NUMBER OF CONTACT PERSON CONCERNING DATA  
 SUBMITTED ON THIS FORM: Kelly Jo Irons, Associate Business Financial Analyst, (919) 546-5028

5. Signature of Official Submitting Report : *Denise Hards*  
 Denise Hards - Lead Business Financial Analyst

6. DATE COMPLETED: 5/8/2009

Lin No	Supplier Name	Mine Location	Purchas Type	Tons	F.O.B. Mine Price (\$/Ton)	Short Haul & Loading Charges (\$/Ton)	Original Invoice Price (\$/Ton)	Retro-active Price Inc(Dec) (\$/Ton)	Base Price (\$/Ton)	Quality Adjust-ments (\$/Ton)	Effective Purchase Price (\$/Ton)
(a)	(b)	(c)	(d)	(e)	(f)	(g)	(h)	(i)	(j)	(k)	(l)
1	Apex Coal Sales	8, WV, 45	MTC	10,876		N/A		\$0.00			
2	Coalsales LLC	17, CO, 107	MTC	5,437		N/A		\$0.00			

MONTHLY REPORT OF COST AND QUALITY OF COAL FOR ELECTRIC PLANTS  
ORIGIN, TONNAGE, DELIVERED PRICE AND AS RECEIVED QUALITY



1. Report for: Mo. 04/2009  
 2. Reporting Company: Florida Power Corporation  
 3. Plant Name: Transfer Facility - UBT

4. NAME, TITLE, TELEPHONE NUMBER OF CONTACT PERSON CONCERNING DATA  
 SUBMITTED ON THIS FORM: Kelly Jo Irons, Associate Business Financial Analyst, (919) 546-5028

5. Signature of Official Submitting Report :

*[Handwritten Signature]*  
 Denise Hards - Lead Business Financial Analyst

6. DATE COMPLETED: 5/8/2009

Line No.	Supplier Name	Mine Location	Shipping Point	Transportation Mode	Tons	Effective Purchase Price (\$/Ton)	Additional Shorthaul & Loading (\$/Ton)	Rail Rate (\$/Ton)	Other Rail Charges (\$/Ton)	River Barge Rate (\$/Ton)	Trans-loading Rate (\$/Ton)	Ocean Barge Rate (\$/Ton)	Other Water Charges (\$/Ton)	Other Related Charges (\$/Ton)	Transportation Charges (\$/Ton)	F.O.B. Plant Price (\$/Ton)
(a)	(b)	(c)	(d)	(e)	(f)	(g)	(h)	(i)	(j)	(k)	(l)	(m)	(n)	(o)	(p)	(q)
1	Apex Coal Sales	8, WV, 45	Amherstdale	B	10,876		N/A	N/A	N/A			N/A		N/A		\$50.75
2	Coalsales LLC	17, CO, 107	Twenty Mile	B	5,437		N/A	N/A	N/A			N/A		N/A		\$83.47

MONTHLY REPORT OF COST AND QUALITY OF COAL FOR ELECTRIC PLANTS  
 ORIGIN, TONNAGE, DELIVERED PRICE AND AS RECEIVED QUALITY

**SPECIFIED  
 CONFIDENTIAL**

1. Report for Mo: 04/2009  
 2. Reporting Company: Florida Power Corporation  
 3. Plant Name: Transfer Facility - UBT

4. NAME, TITLE, TELEPHONE NUMBER OF CONTACT PERSON CONCERNING DATA  
 SUBMITTED ON THIS FORM: Kelly Irons, Associate Business Financial Analyst (919) 546-5028

5. Signature of Official Submitting Report:

*Denise Hards*  
 Denise Hards - Lead Business Financial Analyst

6. DATE COMPLETED: 5/8/2009

Line No.	Month Reported	Form Plant Name	Intended Generating Plant	Supplier Name	Original Line Number	Volume (tons)	Form No.	Column Title	Old Value	New Value	New F.O.B. Plant Price	Reason for Revision
(a)	(b)	(c)	(d)	(e)	(f)	(g)	(h)	(i)	(j)	(k)	(l)	(m)
NONE												