

# AUSLEY & MCMULLEN

ATTORNEYS AND COUNSELORS AT LAW

227 SOUTH CALHOUN STREET  
P.O. BOX 391 (ZIP 32302)  
TALLAHASSEE, FLORIDA 32301  
(850) 224-9115 FAX (850) 222-7560

July 15, 2009

HAND DELIVERED

RECEIVED-FPSC  
09 JUL 15 PM 2:56  
COMMISSION  
CLERK

Ms. Ann Cole, Director  
Office of Commission Clerk  
Florida Public Service Commission  
2540 Shumard Oak Boulevard  
Tallahassee, Florida 32399-0850

Re: Fuel and Purchased Power Cost Recovery Clause  
and Generating Performance Incentive Factor;  
FPSC Docket No. 090001-EI

Dear Ms. Cole:

Enclosed for filing in the above-styled docket are the original and ten (10) copies of Tampa Electric Company's Forms 423-1, 423-1(a), 423-1(b), 423-2, 423-2(a), 423-2(b) and 423-2(c) for the month of May 2009. Portions of Forms 423-1(a), 423-2, 423-2(a) and 423-2(b) have been whited out to delete certain confidential proprietary business information which is the subject of a separate request for specified confidential treatment being simultaneously filed herewith.

Please acknowledge receipt and filing of the above by stamping the duplicate copy of this letter and returning same to this writer.

COM \_\_\_\_\_  
ECR 9  
GCL 1  
OPC \_\_\_\_\_  
RCP \_\_\_\_\_  
SSC \_\_\_\_\_  
SGA \_\_\_\_\_  
ADM \_\_\_\_\_  
CLK \_\_\_\_\_

Thank you for your assistance in connection with this matter.

Sincerely,



James D. Beasley

JDB/pp  
Enclosures

cc: All Parties of Record (w/o enc.)

DOCUMENT NUMBER-DATE

07156 JUL 15 8


FPSC-COMMISSION CLERK

MONTHLY REPORT OF COST AND QUALITY OF FUEL OIL FOR ELECTRIC PLANTS  
ORIGIN, VOLUME, DELIVERED PRICE AND AS RECEIVED QUALITY

1. Reporting Month: May Year: 2009

2. Reporting Company: Tampa Electric Company

3. Name, Title & Telephone Number of Contact Person Concerning Data  
Submitted on this Form: Jeffrey Chronister, Assistant Controller  
(813) - 228 - 1609

4. Signature of Official Submitting Report:   
Jeffrey Chronister, Assistant Controller

5. Date Completed: July 15, 2009

Line No. (a)	Plant Name (b)	Supplier Name (c)	Shipping Point (d)	Purchase Type (e)	Delivery Location (f)	Delivery Date (g)	Type Oil (h)	Sulfur Content % (i)	BTU Content (BTU/Gal) (j)	Volume (Bbls) (k)	Delivered Price (\$/Bbl) (l)
1.	Big Bend	Transmontaigne	Manatee	MTC	Big Bend	05/01/09	F02	*	*	709.17	\$63.97
2.	Big Bend	Transmontaigne	Manatee	MTC	Big Bend	05/02/09	F02	*	*	707.31	\$63.97
3.	Big Bend	Transmontaigne	Manatee	MTC	Big Bend	05/05/09	F02	*	*	706.38	\$64.89
4.	Big Bend	Transmontaigne	Manatee	MTC	Big Bend	05/06/09	F02	*	*	1,073.17	\$66.68
5.	Big Bend	Transmontaigne	Manatee	MTC	Big Bend	05/07/09	F02	*	*	1,287.79	\$67.26
6.	Big Bend	Transmontaigne	Manatee	MTC	Big Bend	05/09/09	F02	*	*	1,107.88	\$68.93
7.	Big Bend	Transmontaigne	Manatee	MTC	Big Bend	05/11/09	F02	*	*	725.12	\$68.34
8.	Big Bend	Transmontaigne	Manatee	MTC	Big Bend	05/12/09	F02	*	*	724.95	\$68.49
9.	Big Bend	Transmontaigne	Manatee	MTC	Big Bend	05/13/09	F02	*	*	725.76	\$67.86
10.	Big Bend	Transmontaigne	Manatee	MTC	Big Bend	05/14/09	F02	*	*	188.40	\$68.15
11.	Big Bend	Transmontaigne	Manatee	MTC	Big Bend	05/18/09	F02	*	*	543.60	\$67.77
12.	Big Bend	Transmontaigne	Manatee	MTC	Big Bend	05/19/09	F02	*	*	181.45	\$68.33
13.	Big Bend	Transmontaigne	Manatee	MTC	Big Bend	05/27/09	F02	*	*	898.38	\$71.36
14.	Big Bend	Transmontaigne	Manatee	MTC	Big Bend	05/28/09	F02	*	*	721.62	\$73.26

\* No analysis taken  
FPSC FORM 423-1 (2/87)

DOCUMENT NUMBER-DATE  
07156 JUL 15 09  
FPSC-COMMISSION CLERK

MONTHLY REPORT OF COST AND QUALITY OF FUEL OIL FOR ELECTRIC PLANTS  
ORIGIN, VOLUME, DELIVERED PRICE AND AS RECEIVED QUALITY

1. Reporting Month: May Year: 2009

2. Reporting Company: Tampa Electric Company

3. Name, Title & Telephone Number of Contact Person Concerning Data  
Submitted on this Form: Jeffrey Chronister, Assistant Controller  
(813) - 228 - 1609

4. Signature of Official Submitting Report:   
Jeffrey Chronister, Assistant Controller

5. Date Completed: July 15, 2009

Line No. (a)	Plant Name (b)	Supplier Name (c)	Shipping Point (d)	Purchase Type (e)	Delivery Location (f)	Delivery Date (g)	Type Oil (h)	Sulfur Content % (i)	BTU Content (BTU/Gal) (j)	Volume (Bbls) (k)	Delivered Price (\$/Bbl) (l)
15.	Big Bend	Transmontaigne	Manatee	MTC	Big Bend	05/29/09	F02	*	*	1,258.47	\$75.66
16.	Polk	Transmontaigne	Manatee	MTC	Polk	05/02/09	F02	*	*	353.88	\$64.41
17.	Polk	Transmontaigne	Manatee	MTC	Polk	05/04/09	F02	*	*	363.57	\$66.13
18.	Polk	Transmontaigne	Manatee	MTC	Polk	05/05/09	F02	*	*	545.31	\$65.36
19.	Polk	Transmontaigne	Manatee	MTC	Polk	05/08/09	F02	*	*	545.36	\$69.34
20.	Polk	Transmontaigne	Manatee	MTC	Polk	05/09/09	F02	*	*	884.86	\$69.34
21.	Polk	Transmontaigne	Manatee	MTC	Polk	05/23/09	F02	*	*	354.74	\$70.12
22.	Polk	Transmontaigne	Manatee	MTC	Polk	05/24/09	F02	*	*	709.21	\$70.12
23.	Polk	Transmontaigne	Manatee	MTC	Polk	05/25/09	F02	*	*	723.60	\$70.12
24.	Polk	Transmontaigne	Manatee	MTC	Polk	05/26/09	F02	*	*	553.45	\$71.11
25.	Polk	Transmontaigne	Manatee	MTC	Polk	05/27/09	F02	*	*	354.60	\$71.65
26.	Phillips	Transmontaigne	Manatee	MTC	Phillips	05/13/09	F02	*	*	179.38	\$68.68
27.	Phillips	Transmontaigne	Manatee	MTC	Phillips	05/14/09	F02	*	*	179.43	\$68.98
28.	Phillips	Transmontaigne	Manatee	MTC	Phillips	05/01/09	F06	*	*	474.95	\$54.85
29.	Phillips	Transmontaigne	Manatee	MTC	Phillips	05/02/09	F06	*	*	620.05	\$54.85
30.	Phillips	Transmontaigne	Manatee	MTC	Phillips	05/04/09	F06	*	*	785.79	\$54.85
31.	Phillips	Transmontaigne	Manatee	MTC	Phillips	05/05/09	F06	*	*	157.62	\$54.85
32.	Phillips	Transmontaigne	Manatee	MTC	Phillips	05/07/09	F06	*	*	1,711.52	\$60.15
33.	Phillips	Transmontaigne	Manatee	MTC	Phillips	05/08/09	F06	*	*	630.31	\$60.15

\* No analysis Taken  
FPSC FORM 423-1 (2/87)


MONTHLY REPORT OF COST AND QUALITY OF FUEL OIL FOR ELECTRIC PLANTS  
ORIGIN, VOLUME, DELIVERED PRICE AND AS RECEIVED QUALITY

1. Reporting Month: May Year: 2009

2. Reporting Company: Tampa Electric Company

3. Name, Title & Telephone Number of Contact Person Concerning Data  
Submitted on this Form: Jeffrey Chronister, Assistant Controller  
(813) - 228 - 1609

4. Signature of Official Submitting Report:



Jeffrey Chronister, Assistant Controller

5. Date Completed: July 15, 2009

Line No. (a)	Plant Name (b)	Supplier Name (c)	Shipping Point (d)	Purchase Type (e)	Delivery Location (f)	Delivery Date (g)	Type Oil (h)	Sulfur Content % (i)	BTU Content (BTU/Gal) (j)	Volume (Bbls) (k)	Delivered Price (\$/Bbl) (l)
34.	Phillips	Transmontaigne	Manatee	MTC	Phillips	05/09/09	F06	*	*	937.14	\$60.15
35.	Phillips	Transmontaigne	Manatee	MTC	Phillips	05/10/09	F06	*	*	765.21	\$60.15
36.	Phillips	Transmontaigne	Manatee	MTC	Phillips	05/11/09	F06	*	*	786.86	\$60.15
37.	Phillips	Transmontaigne	Manatee	MTC	Phillips	05/12/09	F06	*	*	948.98	\$60.15
38.	Phillips	Transmontaigne	Manatee	MTC	Phillips	05/13/09	F06	*	*	949.33	\$60.15
39.	Phillips	Transmontaigne	Manatee	MTC	Phillips	05/14/09	F06	*	*	939.60	\$60.15
40.	Phillips	Transmontaigne	Manatee	MTC	Phillips	05/15/09	F06	*	*	938.79	\$60.15
41.	Phillips	Transmontaigne	Manatee	MTC	Phillips	05/16/09	F06	*	*	474.38	\$60.15
42.	Phillips	Transmontaigne	Manatee	MTC	Phillips	05/17/09	F06	*	*	303.07	\$60.15
43.	Phillips	Transmontaigne	Manatee	MTC	Phillips	05/18/09	F06	*	*	946.74	\$60.15
44.	Phillips	Transmontaigne	Manatee	MTC	Phillips	05/19/09	F06	*	*	632.88	\$60.15
45.	Phillips	Transmontaigne	Manatee	MTC	Phillips	05/20/09	F06	*	*	951.38	\$60.15
46.	Phillips	Transmontaigne	Manatee	MTC	Phillips	05/21/09	F06	*	*	948.31	\$60.15
47.	Phillips	Transmontaigne	Manatee	MTC	Phillips	05/22/09	F06	*	*	944.90	\$60.15
48.	Phillips	Transmontaigne	Manatee	MTC	Phillips	05/25/09	F06	*	*	319.57	\$60.15
49.	Phillips	Transmontaigne	Manatee	MTC	Phillips	05/26/09	F06	*	*	952.19	\$60.15


MONTHLY REPORT OF COST AND QUALITY OF FUEL OIL FOR ELECTRIC PLANTS  
 DETAIL OF INVOICE AND TRANSPORTATION CHARGES

1. Reporting Month: May Year: 2009

2. Reporting Company: Tampa Electric Company

3. Name, Title & Telephone Number of Contact Person Concerning Data  
 Submitted on this Form: Jeffrey Chronister, Assistant Controller  
 (813) - 228 - 1609

4. Signature of Official Submitting Report:



Jeffrey Chronister, Assistant Controller

5. Date Completed: July 15, 2009

Line No. (a)	Plant Name (b)	Supplier Name (c)	Delivery Location (d)	Delivery Date (e)	Type Oil (f)	Volume (Bbls) (g)	Invoice Price (\$/Bbl) (h)	Invoice Amount \$ (i)	Discount \$ (j)	Net Amount \$ (k)	Net Price (\$/Bbl) (l)	Quality Adjust. (\$/Bbl) (m)	Effective Purchase Price (\$/Bbl) (n)	Transport to Terminal (\$/Bbl) (o)	Add'l Transport Charges (\$/Bbl) (p)	Other Charges (\$/Bbl) (q)	Delivered Price (\$/Bbl) (r)
1.	Big Bend	Transmontaigne	Big Bend	05/01/09	F02	709.17									\$0.00	\$0.00	\$63.97
2.	Big Bend	Transmontaigne	Big Bend	05/02/09	F02	707.31									\$0.00	\$0.00	\$63.97
3.	Big Bend	Transmontaigne	Big Bend	05/05/09	F02	706.38									\$0.00	\$0.00	\$64.89
4.	Big Bend	Transmontaigne	Big Bend	05/06/09	F02	1,073.17									\$0.00	\$0.00	\$66.68
5.	Big Bend	Transmontaigne	Big Bend	05/07/09	F02	1,287.79									\$0.00	\$0.00	\$67.26
6.	Big Bend	Transmontaigne	Big Bend	05/09/09	F02	1,107.88									\$0.00	\$0.00	\$68.93
7.	Big Bend	Transmontaigne	Big Bend	05/11/09	F02	725.12									\$0.00	\$0.00	\$68.34
8.	Big Bend	Transmontaigne	Big Bend	05/12/09	F02	724.95									\$0.00	\$0.00	\$68.49
9.	Big Bend	Transmontaigne	Big Bend	05/13/09	F02	725.76									\$0.00	\$0.00	\$67.86
10.	Big Bend	Transmontaigne	Big Bend	05/14/09	F02	188.40									\$0.00	\$0.00	\$68.15
11.	Big Bend	Transmontaigne	Big Bend	05/18/09	F02	543.60									\$0.00	\$0.00	\$67.77
12.	Big Bend	Transmontaigne	Big Bend	05/19/09	F02	181.45									\$0.00	\$0.00	\$68.33
13.	Big Bend	Transmontaigne	Big Bend	05/27/09	F02	898.38									\$0.00	\$0.00	\$71.36
14.	Big Bend	Transmontaigne	Big Bend	05/28/09	F02	721.62									\$0.00	\$0.00	\$73.26

MONTHLY REPORT OF COST AND QUALITY OF FUEL OIL FOR ELECTRIC PLANTS  
 DETAIL OF INVOICE AND TRANSPORTATION CHARGES

1. Reporting Month: May Year: 2009

2. Reporting Company: Tampa Electric Company

3. Name, Title & Telephone Number of Contact Person Concerning Data  
 Submitted on this Form: Jeffrey Chronister, Assistant Controller  
 (813) - 228 - 1609

4. Signature of Official Submitting Report:   
 Jeffrey Chronister, Assistant Controller

5. Date Completed: July 15, 2009


Line No.	Plant Name	Supplier Name	Delivery Location	Delivery Date	Type Oil	Volume (Bbls)	Invoice Price (\$/Bbl)	Invoice Amount \$	Discount \$	Net Amount \$	Net Price (\$/Bbl)	Quality Adjust. (\$/Bbl)	Effective Purchase Price (\$/Bbl)	Transport to Terminal (\$/Bbl)	Add'l Transport Charges (\$/Bbl)	Other Charges (\$/Bbl)	Delivered Price (\$/Bbl)
(a)	(b)	(c)	(d)	(e)	(f)	(g)	(h)	(i)	(j)	(k)	(l)	(m)	(n)	(o)	(p)	(q)	(r)
15.	Big Bend	Transmontaigne	Big Bend	05/29/09	F02	1,258.47									\$0.00	\$0.00	\$75.66
16.	Polk	Transmontaigne	Polk	05/02/09	F02	353.88									\$0.00	\$0.00	\$64.41
17.	Polk	Transmontaigne	Polk	05/04/09	F02	363.57									\$0.00	\$0.00	\$66.13
18.	Polk	Transmontaigne	Polk	05/05/09	F02	545.31									\$0.00	\$0.00	\$65.36
19.	Polk	Transmontaigne	Polk	05/08/09	F02	545.36									\$0.00	\$0.00	\$69.34
20.	Polk	Transmontaigne	Polk	05/09/09	F02	884.86									\$0.00	\$0.00	\$69.34
21.	Polk	Transmontaigne	Polk	05/23/09	F02	354.74									\$0.00	\$0.00	\$70.12
22.	Polk	Transmontaigne	Polk	05/24/09	F02	709.21									\$0.00	\$0.00	\$70.12
23.	Polk	Transmontaigne	Polk	05/25/09	F02	723.60									\$0.00	\$0.00	\$70.12
24.	Polk	Transmontaigne	Polk	05/26/09	F02	553.45									\$0.00	\$0.00	\$71.11
25.	Polk	Transmontaigne	Polk	05/27/09	F02	354.60									\$0.00	\$0.00	\$71.65
26.	Phillips	Transmontaigne	Phillips	05/13/09	F02	179.38									\$0.00	\$0.00	\$68.68
27.	Phillips	Transmontaigne	Phillips	05/14/09	F02	179.43									\$0.00	\$0.00	\$68.98
28.	Phillips	Transmontaigne	Phillips	05/01/09	F06	474.95									\$0.00	\$0.00	\$54.85
29.	Phillips	Transmontaigne	Phillips	05/02/09	F06	620.05									\$0.00	\$0.00	\$54.85
30.	Phillips	Transmontaigne	Phillips	05/04/09	F06	785.79									\$0.00	\$0.00	\$54.85
31.	Phillips	Transmontaigne	Phillips	05/05/09	F06	157.62									\$0.00	\$0.00	\$54.85
32.	Phillips	Transmontaigne	Phillips	05/07/09	F06	1,711.52									\$0.00	\$0.00	\$60.15
33.	Phillips	Transmontaigne	Phillips	05/08/09	F06	630.31									\$0.00	\$0.00	\$60.15

MONTHLY REPORT OF COST AND QUALITY OF FUEL OIL FOR ELECTRIC PLANTS  
 DETAIL OF INVOICE AND TRANSPORTATION CHARGES

1. Reporting Month: May Year: 2009

2. Reporting Company: Tampa Electric Company

3. Name, Title & Telephone Number of Contact Person Concerning Data  
 Submitted on this Form: Jeffrey Chronister, Assistant Controller  
 (813) - 228 - 1609

4. Signature of Official Submitting Report:   
 Jeffrey Chronister, Assistant Controller

5. Date Completed: July 15, 2009

Line No. (a)	Plant Name (b)	Supplier Name (c)	Delivery Location (d)	Delivery Date (e)	Type Oil (f)	Volume (Bbls) (g)	Invoice Price (\$/Bbl) (h)	Invoice Amount \$ (i)	Discount \$ (j)	Net Amount \$ (k)	Net Price (\$/Bbl) (l)	Quality Adjust. (\$/Bbl) (m)	Effective Purchase Price (\$/Bbl) (n)	Transport to Terminal (\$/Bbl) (o)	Add'l Transport Charges (\$/Bbl) (p)	Other Charges (\$/Bbl) (q)	Delivered Price (\$/Bbl) (r)
34.	Phillips	Transmontaigne	Phillips	05/09/09	F06	937.14									\$0.00	\$0.00	\$60.15
35.	Phillips	Transmontaigne	Phillips	05/10/09	F06	765.21									\$0.00	\$0.00	\$60.15
36.	Phillips	Transmontaigne	Phillips	05/11/09	F06	786.86									\$0.00	\$0.00	\$60.15
37.	Phillips	Transmontaigne	Phillips	05/12/09	F06	948.98									\$0.00	\$0.00	\$60.15
38.	Phillips	Transmontaigne	Phillips	05/13/09	F06	949.33									\$0.00	\$0.00	\$60.15
39.	Phillips	Transmontaigne	Phillips	05/14/09	F06	939.6									\$0.00	\$0.00	\$60.15
40.	Phillips	Transmontaigne	Phillips	05/15/09	F06	938.79									\$0.00	\$0.00	\$60.15
41.	Phillips	Transmontaigne	Phillips	05/16/09	F06	474.38									\$0.00	\$0.00	\$60.15
42.	Phillips	Transmontaigne	Phillips	05/17/09	F06	303.07									\$0.00	\$0.00	\$60.15
43.	Phillips	Transmontaigne	Phillips	05/18/09	F06	946.74									\$0.00	\$0.00	\$60.15
44.	Phillips	Transmontaigne	Phillips	05/19/09	F06	632.88									\$0.00	\$0.00	\$60.15
45.	Phillips	Transmontaigne	Phillips	05/20/09	F06	951.38									\$0.00	\$0.00	\$60.15
46.	Phillips	Transmontaigne	Phillips	05/21/09	F06	948.31									\$0.00	\$0.00	\$60.15
47.	Phillips	Transmontaigne	Phillips	05/22/09	F06	944.9									\$0.00	\$0.00	\$60.15
48.	Phillips	Transmontaigne	Phillips	05/25/09	F06	319.57									\$0.00	\$0.00	\$60.15
49.	Phillips	Transmontaigne	Phillips	05/26/09	F06	952.19									\$0.00	\$0.00	\$60.15

MONTHLY REPORT OF COST AND QUALITY OF FUEL OIL FOR ELECTRIC PLANTS  
 REPORT OF ADJUSTMENTS TO PREVIOUS OIL DELIVERIES

1. Reporting Month: May Year: 2009

2. Reporting Company: Tampa Electric Company

3. Name, Title & Telephone Number of Contact Person Concerning Data  
 Submitted on this Form: Jeffrey Chronister, Assistant Controller Financial Reporting  
 (813) - 228 - 1609

4. Signature of Official Submitting Report:   
 Jeffrey Chronister, Assistant Controller

5. Date Completed: July 15, 2009

Line No. (a)	Month Reported (b)	Form Plant Name (c)	Supplier (d)	Original Line Number (e)	Old Volume (Bbls) (f)	Form No. (g)	Column Designator & Title (h)	Old Value (i)	New Value (j)	New Delivered Price (\$/Bbls) (k)	Reason for Revision (l)
--------------	--------------------	---------------------	--------------	--------------------------	-----------------------	--------------	-------------------------------	---------------	---------------	-----------------------------------	-------------------------

None.



MONTHLY REPORT OF COST AND QUALITY OF COAL FOR ELECTRIC PLANTS  
ORIGIN, TONNAGE, DELIVERED PRICE AND AS RECEIVED QUALITY


1. Reporting Month: May Year: 2009

2. Reporting Company: Tampa Electric Company

3. Plant Name: United Maritime Group - Big Bend Station (1)

4. Name, Title & Telephone Number of Contact Person Concerning Data  
Submitted on this Form: Jeffrey Chronister, Assistant Controller  
(813) - 228 - 1609

5. Signature of Official Submitting Form:



Jeffrey Chronister, Assistant Controller

6. Date Completed: July 15, 2009

Line No. (a)	Supplier Name (b)	Mine Location (c)	Purchase Type (d)	Transport Mode (e)	Tons (f)	Effective Purchase Price (\$/Ton) (g)	Total Transport Charges (\$/Ton) (h)	Delivered Price Transfer Facility (\$/Ton) (i)	As Received Coal Quality			
									Sulfur Content % (j)	BTU Content (BTU/lb) (k)	Ash Content % (l)	Moisture Content % (m)
1.	Alliance Coal	9,KY,107	LTC	RB	64,739.20			\$54.48	3.24	12,414	8.49	7.68
2.	Alliance Coal	9,KY,107	LTC	RB	21,304.10			\$70.42	3.22	12,482	8.17	7.65
3.	Coal Sales	10,IL,165	LTC	RB	52,541.32			\$46.81	2.91	12,227	8.74	8.63
4.	Coal Sales	10,IL,157	S	RB	17,782.90			\$79.26	2.96	10,961	8.91	13.88
5.	Ken American	9,KY,177	S	RB	6,453.40			\$88.09	2.81	11,395	9.46	12.67
6.	Ken American	10,IL,165	S	RB	36,000.21			\$85.32	2.40	11,874	7.90	11.30
7.	Knight Hawk	10,IL,145	LTC	RB	41,228.75			\$41.97	2.82	11,099	9.36	12.80
8.	Knight Hawk	10,IL,145	LTC	RB	3,794.21			\$53.57	2.80	11,070	9.39	13.02
9.	American Coal	10,IL,165	S	RB	24,000.00			\$66.77	2.47	11,841	8.22	10.96
10.	SMCC	9, KY, 233	S	RB	21,662.00			\$45.54	2.79	11,588	10.55	10.22

(1) As United Maritime Group Terminal Transfer Facility is a central storage site for coal prior to its delivery to the power plant, the coal from suppliers noted on this schedule is usually delivered to Big Bend Station but could ultimately be delivered to Polk Station.

MONTHLY REPORT OF COST AND QUALITY OF COAL FOR ELECTRIC PLANTS  
 DETAILED PURCHASED COAL INVOICE INFORMATION


1. Reporting Month: May Year: 2009

2. Reporting Company: Tampa Electric Company

3. Plant Name: United Maritime Group - Big Bend Station (1)

4. Name, Title & Telephone Number of Contact Person Concerning Data  
 Submitted on this Form: Jeffrey Chronister, Assistant Controller  
 (813) - 228 - 1609

5. Signature of Official Submitting Form:



Jeffrey Chronister, Assistant Controller

6. Date Completed: July 15, 2009

Line No. (a)	Supplier Name (b)	Mine Location (c)	Purchase Type (d)	Tons (e)	F.O.B. (2) Mine Price (\$/Ton) (f)	Shorthaul & Loading Charges (\$/Ton) (g)	Original Invoice Price (\$/Ton) (h)	Retro-active Price Adjustments (\$/Ton) (i)	Base Price (\$/Ton) (j)	Quality Adjustments (\$/Ton) (k)	Effective Purchase Price (\$/Ton) (l)
1.	Alliance Coal	9,KY,107	LTC	64,739.20	N/A	\$0.00		\$4.58		\$0.00	
2.	Alliance Coal	9,KY,107	LTC	21,304.10	N/A	\$0.00		\$4.58		\$0.00	
3.	Coal Sales	10,IL,165	LTC	52,541.32	N/A	\$0.00		\$0.18		\$0.00	
4.	Coal Sales	10,IL,157	S	17,782.90	N/A	\$0.00		\$0.00		\$0.00	
5.	Ken American	9,KY,177	S	6,453.40	N/A	\$0.00		\$4.30		\$0.00	
6.	Ken American	10,IL,165	S	36,000.21	N/A	\$0.00		\$0.00		\$0.00	
7.	Knight Hawk	10,IL,145	LTC	41,228.75	N/A	\$0.00		\$0.00		\$0.00	
8.	Knight Hawk	10,IL,145	LTC	3,794.21	N/A	\$0.00		\$0.00		\$0.00	
9.	American Coal	10,IL,165	S	24,000.00	N/A	\$0.00		\$0.00		\$0.00	
10.	SMCC	9, KY, 233	S	21,662.00	N/A	\$0.00		\$0.00		\$0.00	

(1) As United Maritime Group Terminal Transfer Facility is a central storage site for coal prior to its delivery to the power plant, the coal from suppliers noted on this schedule is usually delivered to Big Bend Station but could ultimately be delivered to Polk Station.


(2) Tampa Electric purchases coal F.O.B. shipping point or F.O.B. destination.

MONTHLY REPORT OF COST AND QUALITY OF COAL FOR ELECTRIC PLANTS  
 DETAIL OF TRANSPORTATION CHARGES

1. Reporting Month: May Year: 2009  
 2. Reporting Company: Tampa Electric Company  
 3. Plant Name: United Maritime Group - Big Bend Station (1)

4. Name, Title & Telephone Number of Contact Person Concerning Data  
 Submitted on this Form: Jeffrey Chronister, Assistant Controller  
 (813) - 228 - 1609

5. Signature of Official Submitting Form:



Jeffrey Chronister, Assistant Controller

6. Date Completed: July 15, 2009

Line No. (a)	Supplier Name (b)	Mine Location (c)	Shipping Point (d)	Transport Mode (e)	Tons (f)	(2) Add'l		Rail Charges							Waterborne Charges			Total Transportation Charges (p)	Delivered Price Transfer Facility (q)
						Effective Purchase Price (\$/Ton) (g)	Shorthaul & Loading Charges (\$/Ton) (h)	Rail Rate (\$/Ton) (i)	Other Rail Charges (\$/Ton) (j)	River Barge Rate (\$/Ton) (k)	Trans-loading Rate (\$/Ton) (l)	Ocean Barge Rate (\$/Ton) (m)	Other Water Charges (\$/Ton) (n)	Other Related Charges (\$/Ton) (o)					
1.	Alliance Coal	9,KY,107	Hopkins Cnty., IL	RB	64,739.20		\$0.00	\$0.00											\$54.48
2.	Alliance Coal	9,KY,107	Hopkins Cnty., IL	RB	21,304.10		\$0.00	\$0.00											\$70.42
3.	Coal Sales	10,IL,165	Saline Cnty., IL	RB	52,541.32		\$0.00	\$0.00											\$46.81
4.	Coal Sales	10,IL,157	Randolph Cnty., IL	RB	17,782.90		\$0.00	\$0.00											\$79.26
5.	Ken American	9,KY,177	Muhlenberg Cnty., KY	RB	6,453.40		\$0.00	\$0.00											\$88.09
6.	Ken American	10,IL,165	Saline Cnty., IL	RB	36,000.21		\$0.00	\$0.00											\$85.32
7.	Knight Hawk	10,IL,145	Jackson & Perry Cnty., IL	RB	41,228.75		\$0.00	\$0.00											\$41.97
8.	Knight Hawk	10,IL,145	Jackson & Perry Cnty., IL	RB	3,794.21		\$0.00	\$0.00											\$53.57
9.	American Coal	10,IL,165	Saline Cnty., IL	RB	24,000.00		\$0.00	\$0.00											\$66.77
10.	SMCC	9, KY, 233	Webster Cnty., KY	RB	21,662.00		\$0.00	\$0.00											\$45.54

(1) As United Maritime Group Terminal Transfer Facility is a central storage site for coal prior to its delivery to the power plant, the coal from suppliers noted on this schedule is usually delivered to Big Bend Station but could ultimately be delivered to Polk Station.

(2) Tampa Electric purchases coal F.O.B. shipping point or F.O.B. destination.


MONTHLY REPORT OF COST AND QUALITY OF COAL FOR ELECTRIC PLANTS  
 ORIGIN, TONNAGE, DELIVERED PRICE AND AS RECEIVED QUALITY

1. Reporting Month: May Year: 2009

2. Reporting Company: Tampa Electric Company

3. Plant Name: United Maritime Group Transfer Facility - Polk Station (1)

4. Name, Title & Telephone Number of Contact Person Concerning Data  
 Submitted on this Form: Jeffrey Chronister, Assistant Controller  
 (813) 228 - 1609

5. Signature of Official Submitting Form:   
 Jeffrey Chronister, Assistant Controller

6. Date Completed: July 15, 2009

Line No: (a)	Supplier Name (b)	Mine Location (c)	Purchase Type (d)	Transport Mode (e)	Tons (f)	Effective Purchase Price (\$/Ton) (g)	Total Transport Charges (\$/Ton) (h)	Delivered Price Transfer Facility (\$/Ton) (i)	As Received Coal Quality			
									Sulfur Content % (j)	BTU Content (BTU/lb) (k)	Ash Content % (l)	Moisture Content % (m)
1.	Valero	N/A	S	RB	40,243.58			\$26.85	4.48	14,067	0.28	7.99

(1) As United Maritime Group Transfer Facility is a central storage site for coal prior to its delivery to the power plant, the coal from suppliers noted on this schedule is delivered to Polk Station but could ultimately be delivered to Big Bend Station.


MONTHLY REPORT OF COST AND QUALITY OF COAL FOR ELECTRIC PLANTS  
 DETAILED PURCHASED COAL INVOICE INFORMATION

1. Reporting Month: May Year: 2009

2. Reporting Company: Tampa Electric Company

3. Plant Name: United Maritime Group Transfer Facility - Polk Station (1)

4. Name, Title & Telephone Number of Contact Person Concerning Data  
 Submitted on this Form: Jeffrey Chronister, Manager Financial Reporting  
 (813) - 228 - 1609

5. Signature of Official Submitting Form:   
 Jeffrey Chronister, Assistant Controller

6. Date Completed: July 15, 2009

Line No. (a)	Supplier Name (b)	Mine Location (c)	Purchase Type (d)	Tons (e)	F.O.B.(2) Mine Price (\$/Ton) (f)	Shorthaul & Loading Charges (\$/Ton) (g)	Original Invoice Price (\$/Ton) (h)	Retro-active Price Adjustments (\$/Ton) (i)	Base Price (\$/Ton) (j)	Quality Adjustments (\$/Ton) (k)	Effective Purchase Price (\$/Ton) (l)
1.	Valero	N/A	S	40,243.58	N/A	\$0.00		\$2.97		\$0.00	

(1) As United Maritime Group Transfer Facility is a central storage site for coal prior to its delivery to the power plant, the coal from suppliers noted on this schedule is delivered to Polk Station but could ultimately be delivered to Big Bend Station.

(2) Tampa Electric purchases coal F.O.B. shipping point or F.O.B. destination.

MONTHLY REPORT OF COST AND QUALITY OF COAL FOR ELECTRIC PLANTS  
 DETAIL OF TRANSPORTATION CHARGES

1. Reporting Month: May Year: 2009

2. Reporting Company: Tampa Electric Company

3. Plant Name: United Maritime Group Transfer Facility - Polk Station (1)

4. Name, Title & Telephone Number of Contact Person Concerning Data  
 Submitted on this Form: Jeffrey Chronister, Assistant Controller  
 (813) 228 - 1609

5. Signature of Official Submitting Form:   
 Jeffrey Chronister, Assistant Controller

6. Date Completed: July 15, 2009

Line No. (a)	Supplier Name (b)	Mine Location (c)	Shipping Point (d)	Transport Mode (e)	Tons (f)	Effective Purchase Price (\$/Ton) (g)	Add'l Shorthaul & Loading Charges (\$/Ton) (h)	Rail Charges			Waterborne Charges				Total Transportation Charges (\$/Ton) (p)	Delivered Price Transfer Facility (\$/Ton) (q)
								Rail Rate (\$/Ton) (i)	Other Rail Charges (\$/Ton) (j)	River Barge Rate (\$/Ton) (k)	Trans-loading Rate (\$/Ton) (l)	Ocean Barge Rate (\$/Ton) (m)	Other Water Charges (\$/Ton) (n)	Other Related Charges (\$/Ton) (o)		
1.	Valero	N/A	Davant, La.	RB	40,243.58		\$0.00		\$0.00							\$26.85

(1) As United-Maritime Group Transfer Facility is a central storage site for coal prior to its delivery to the power plant, the coal from suppliers noted on this schedule is delivered to Polk Station but could ultimately be delivered to Big Bend Station.

MONTHLY REPORT OF COST AND QUALITY OF COAL FOR ELECTRIC PLANTS  
 ORIGIN, TONNAGE, DELIVERED PRICE AND AS RECEIVED QUALITY


1. Reporting Month: May Year: 2009

2. Reporting Company: Tampa Electric Company

3. Plant Name: Big Bend Station (1)

4. Name, Title & Telephone Number of Contact Person Concerning Data  
 Submitted on this Form: Jeffrey Chronister, Assistant Controller  
 (813) - 228 - 1609

5. Signature of Official Submitting Form:



Jeffrey Chronister, Assistant Controller

6. Date Completed: July 15, 2009

Line No. (a)	Supplier Name (b)	Mine Location (c)	Purchase Type (d)	Transport Mode (e)	Tons (f)	Effective Purchase Price (\$/Ton) (g)	Total Transport Charges (\$/Ton) (h)	FOB Plant Price (\$/Ton) (i)	Sulfur Content % (j)	BTU Content (BTU/lb) (k)	Ash Content % (l)	Moisture Content % (m)
1.	Transfer Facility - Big Bend	N/A	N/A	OB	271,497.00			\$67.58	2.84	11,586	8.49	11.69
2.	Transfer Facility - Polk	N/A	N/A	OB	30,998.00			\$49.98	4.83	14,443	0.35	4.91
3.	Glencore	Columbia, SA	S	OB	32,907.30			\$77.34	0.75	10,709	9.92	11.77

(1) This page includes all coal delivered to Big Bend for use at Big Bend or Polk.  
 Effective with the January 2008 filing.


MONTHLY REPORT OF COST AND QUALITY OF COAL FOR ELECTRIC PLANTS  
 DETAILED PURCHASED COAL INVOICE INFORMATION

1. Reporting Month: May Year: 2009

2. Reporting Company: Tampa Electric Company

3. Plant Name: Big Bend Station

4. Name, Title & Telephone Number of Contact Person Concerning Data  
 Submitted on this Form: Jeffrey Chronister, Assistant Controller  
 (813) - 228 - 1609

5. Signature of Official Submitting Form:   
 Jeffrey Chronister, Assistant Controller

6. Date Completed: July 15, 2009

Line No. (a)	Supplier Name (b)	Mine Location (c)	Purchase Type (d)	Tons (e)	F.O.B. Mine Price (\$/Ton) (f)	Shorthaul & Loading Charges (\$/Ton) (g)	Original Invoice Price (\$/Ton) (h)	Retro-active Price Adjustments (\$/Ton) (i)	Base Price (\$/Ton) (j)	Quality Adjustments (\$/Ton) (k)	Effective Purchase Price (\$/Ton) (l)
1.	Transfer Facility - Big Bend	N/A	N/A	271,497.00	N/A	\$0.00		\$0.00		\$0.00	
2.	Transfer Facility - Polk	N/A	N/A	30,998.00	N/A	\$0.00		\$0.00		\$0.00	
3.	Glencore	Columbia, SA	S	32,907.30	N/A	\$0.00		(\$0.66)		\$0.00	




MONTHLY REPORT OF COST AND QUALITY OF COAL FOR ELECTRIC PLANTS  
 DETAIL OF TRANSPORTATION CHARGES

- 1. Reporting Month: May Year: 2009
- 2. Reporting Company: Tampa Electric Company
- 3. Plant Name: Big Bend Station (1)

4. Name, Title & Telephone Number of Contact Person Concerning Data  
 Submitted on this Form: Jeffrey Chronister, Assistant Controller  
 (813) - 228 - 1609

5. Signature of Official Submitting Form:



Jeffrey Chronister, Assistant Controller

6. Date Completed: July 15, 2009

Line No. (a)	Supplier Name (b)	Mine Location (c)	Shipping Point (d)	Transport Mode (e)	Tons (f)	Effective Purchase Price (\$/Ton) (g)	Add'l Shorthaul & Loading Charges (\$/Ton) (h)	Rail Rate (\$/Ton) (i)	Other Rail Charges (\$/Ton) (j)	River Barge Rate (\$/Ton) (k)	Trans-loading Rate (\$/Ton) (l)	Ocean Barge Rate (\$/Ton) (m)	Other Water Charges (\$/Ton) (n)	Other Related Charges (\$/Ton) (o)	Total Transportation Charges (\$/Ton) (p)	FOB Plant Price (\$/Ton) (q)
1.	Transfer Facility - Big Bend	N/A	Davant, La.	OB	271,497.00		\$0.00		\$0.00							\$67.58
2.	Transfer Facility - Polk	N/A	Davant, La.	OB	30,998.00		\$0.00		\$0.00							\$49.98
3.	Glencore	Columbia, SA	Davant, La.	OB	32,907.30		\$0.00		\$0.00							\$78.00

MONTHLY REPORT OF COST AND QUALITY OF COAL FOR ELECTRIC PLANTS  
 ORIGIN, TONNAGE, DELIVERED PRICE AND AS RECEIVED QUALITY


1. Reporting Month: May Year: 2009

2. Reporting Company: Tampa Electric Company

3. Plant Name: Polk Station (1)

4. Name, Title & Telephone Number of Contact Person Concerning Data  
 Submitted on this Form: Jeffrey Chronister, Assistant Controller  
 (813) 228 - 1609

5. Signature of Official Submitting Form



Jeffrey Chronister, Assistant Controller


6. Date Completed: July 15, 2009

Line No. (a)	Supplier Name (b)	Mine Location (c)	Purchase Type (d)	Transport Mode (e)	Tons (f)	Effective Purchase Price (\$/Ton) (g)	Total Transport Charges (\$/Ton) (h)	FOB Plant Price (\$/Ton) (i)	As Received Coal Quality			
									Sulfur Content % (j)	BTU Content (BTU/lb) (k)	Ash Content % (l)	Moisture Content % (m)
1.	Transfer facility	N/A	N/A	TR	26,262.24			\$3.52	0.00	0.00	0.00	0.00

(1) This page includes coal received at Big Bend and subsequently trucked to Polk. Effective with the January 2008 filing.

MONTHLY REPORT OF COST AND QUALITY OF COAL FOR ELECTRIC PLANTS  
 DETAILED PURCHASED COAL INVOICE INFORMATION

- 1. Reporting Month: May Year: 2009
- 2. Reporting Company: Tampa Electric Company
- 3. Plant Name: Polk Station (1)

- 4. Name, Title & Telephone Number of Contact Person Concerning Data Submitted on this Form: Jeffrey Chronister, Assistant Controller (813) 228 - 1609
- 5. Signature of Official Submitting Form:   
Jeffrey Chronister, Assistant Controller
- 6. Date Completed: July 15, 2009

Line No. (a)	Supplier Name (b)	Mine Location (c)	Purchase Type (d)	Tons (e)	F.O.B. Mine Price (\$/Ton) (f)	Shorthaul & Loading Charges (\$/Ton) (g)	Original Invoice Price (\$/Ton) (h)	Retro-active Price Adjustments (\$/Ton) (i)	Base Price (\$/Ton) (j)	Quality Adjustments (\$/Ton) (k)	Effective Purchase Price (\$/Ton) (l)
1.	Transfer facility	N/A	N/A	26,262.24	N/A	\$0.00		\$0.00		\$0.00	

MONTHLY REPORT OF COST AND QUALITY OF COAL FOR ELECTRIC PLANTS  
 DETAIL OF TRANSPORTATION CHARGES

1. Reporting Month: May Year: 2009  
 2. Reporting Company: Tampa Electric Company  
 3. Plant Name: Polk Station (1)

4. Name, Title & Telephone Number of Contact Person Concerning Data  
 Submitted on this Form: Jeffrey Chronister, Assistant Controller  
 (813) 228 - 1609

5. Signature of Official Submitting Form:   
 Jeffrey Chronister, Assistant Controller

6. Date Completed: July 15, 2009

Line No. (a)	Supplier Name (b)	Mine Location (c)	Shipping Point (d)	Transport Mode (e)	Tons (f)	Effective Purchase Price (\$/Ton) (g)	Add'l Shorthaul & Loading Charges (\$/Ton) (h)	Rail Charges		Waterborne Charges					Total Transportation Charges (\$/Ton) (p)	FOB Plant Price (\$/Ton) (q)	
								Rail Rate (\$/Ton) (i)	Other Rail Charges (\$/Ton) (j)	River Barge Rate (\$/Ton) (k)	Trans-loading Rate (\$/Ton) (l)	Ocean Barge Rate (\$/Ton) (m)	Other Water Charges (\$/Ton) (n)	Other Related Charges (\$/Ton) (o)			
1.	Transfer facility	N/A	N/A	TR	26,262.24		\$0.00		\$0.00								\$3.52

MONTHLY REPORT OF COST AND QUALITY OF COAL FOR ELECTRIC PLANTS  
 REPORT OF ADJUSTMENTS TO PREVIOUS COAL DELIVERED

1. Reporting Month: May Year: 2009  
 2. Reporting Company: Tampa Electric Company

3. Name, Title & Telephone Number of Contact Person Concerning Data  
 Submitted on this Form: Jeffrey Chronister, Assistant Controller  
 (813) 228 - 1609

4. Signature of Official Submitting Report:   
 Jeffrey Chronister, Assistant Controller

5. Date Completed: July 15, 2009

Line No. (a)	Month Reported (b)	Form Plant Name (c)	Intended Generating Plant (d)	Supplier (e)	Original Line Number (f)	Old Volume Tons (g)	Form No. (h)	Column Designator & Title (i)	Old Value (j)	New Value (k)	Delivered Price Transfer Facility (\$/Ton) (l)	Reason for Revision (m)
None												