



John T. Butler
 Managing Attorney
 Florida Power & Light Company
 700 Universe Boulevard
 Juno Beach, FL 33408-0420
 (561) 304-5639
 (561) 691-7135 (Facsimile)

October 1, 2009

RECEIVED-FPSC
 09 OCT - 1 PM 3:26
 COMMISSION
 CLERK

VIA HAND DELIVERY

Ms. Ann Cole, Director
 Division of the Commission Clerk and
 Administrative Services
 Florida Public Service Commission
 Betty Easley Conference Center, Room 110
 2540 Shumard Oak Boulevard
 Tallahassee, Florida 32399-0850

REDACTED

Re: Docket No. 090001-EI – Monthly Fuel Filings

Dear Ms. Cole:


Enclosed herewith for filing are an original and seven (7) copies of the following monthly fuel reports for FPL:

- (a) FPSC Forms 423-1, 423-1(a), and 423-1(b) for Florida Power & Light Company for the month of July 2009;
- (b) FPSC Forms 423-2, 423-2(a), and 423-2(b) for St. Johns River Power Park (SJRPP) for the month of July 2009; and
- (c) FPSC Forms 423-2, 423-2(a), and 423-2(b) for Plant Scherer for the month of June 2009.

FPL's Request for Confidential Classification of the information removed FPL's FPSC Form 423-1(a) and SJRPP FPSC Forms 423-2, 423-2(a), and 423-2(b) is being filed under separate cover. Should you have any questions regarding this filing, please contact me.

Thank you for your attention to this matter, I remain,

Sincerely,



John T. Butler

JTB/jsb
 Enclosures
 cc: Service List

Doc/423 Fuel Filing/July 2009

an FPL Group company

DOCUMENT NUMBER DATE


10147 OCT-18

FPSC-COMMISSION CLERK

COM |
 ECR |
 GCL | 2 |
 OPC |
 RCP |
 SSC |
 SGA |
 ADM |
 CLK |

FPSC FORM NO. 423-1

MONTHLY REPORT OF COST AND QUALITY OF FUEL OIL FOR ELECTRIC PLANTS
ORIGIN, VOLUME, DELIVERED PRICE AND AS RECEIVED QUANTITY

1. REPORTING MONTH: JUL YEAR: 2009
2. REPORTING COMPANY: FLORIDA POWER & LIGHT COMPANY
3. NAME, TITLE TELEPHONE NUMBER OF CONTACT PERSON CONCERNING DATA
SUBMITTED ON THIS FORM: KORY DUBIN, REGULATORY AFFAIRS, (305) 552-4910.
4. SIGNATURE OF OFFICIAL SUBMITTING REPORT: 
5. DATE COMPLETED: 09/15/2009

LINE NO	PLANT	SUPPLIER	SHIPPING POINT	PURCHASE TYPE	DELIVERY LOCATION	DELIVERY DATE	TYPE OIL	SULFUR (%)	BTU CONTENT (BTU / GAL)	VOLUME (BBLs)	PRICE (\$/BBL)
1	CAPE CANAVERAL	CONOCO	NEW YORK	MTC	PORT CANAVERAL	07/08/2009	F06	0.89	149214	108481	61.5500
2	CAPE CANAVERAL	CONOCO	NEW YORK	MTC	PORT CANAVERAL	07/30/2009	F06	0.93	153857	48918	62.0600
3	MARTIN	CONOCO	NEW YORK	MTC	PALM BEACH	07/18/2009	F06	0.84	153476	108422	61.9400
4	MARTIN	CONOCO	NEW YORK	MTC	PALM BEACH	07/29/2009	F06	0.91	153357	58923	62.0600
5	CAPE CANAVERAL	SHELL	ST. ROSE	MTC	PORT CANAVERAL	07/02/2009	F06	0.94	153357	57104	63.6500
6	PT. EVERGLADES	SHELL	BORCO, BAHAMAS	MTC	PORT EVERGLADES	07/25/2009	F06	0.99	151262	135550	61.6600
7	TURKEY POINT	SHELL	ST. ROSE	MTC	FISHER ISLAND	07/01/2009	F06	0.96	151833	76904	63.6500
8	TURKEY POINT	SHELL	ST. ROSE	MTC	FISHER ISLAND	07/21/2009	F06	0.77	153476	134893	61.6600
9	PT. EVERGLADES	SEMPRA	BORCO, BAHAMAS	S	PORT EVERGLADES	07/01/2009	F06	0.94	151262	139785	59.2200
10	PT. EVERGLADES	AMERIGAS	NA-TRUCK DELIVERY	STC		07/01/2009	PRO	N/A	N/A	11	125.3300
11	PT. EVERGLADES	AMERIGAS	NA-TRUCK DELIVERY	STC		07/22/2009	PRO	N/A	N/A	13	124.8400
12	TURKEY POINT	AMERIGAS	NA-TRUCK DELIVERY	STC		07/10/2009	PRO	N/A	N/A	6	110.0000
13	MARTIN	INDIANTOWN	NA-TRUCK DELIVERY	STC		07/17/2009	PRO	N/A	N/A	10	80.2200
14	MANATEE	SUBURBAN	NA-TRUCK DELIVERY	STC		07/08/2009	PRO	N/A	N/A	8	57.6240
15	MANATEE	SUBURBAN	NA-TRUCK DELIVERY	STC		07/29/2009	PRO	N/A	N/A	7	56.9100
16	CAPE CANAVERAL	SUBURBAN	NA-TRUCK DELIVERY	STC		07/01/2009	PRO	N/A	N/A	6	57.8760

DOCUMENT NUMBER - DATE

10147 OCT-18


MONTHLY REPORT OF COST AND QUALITY OF FUEL OIL FOR ELECTRIC PLANTS
 DETAIL OF INVOICE AND TRANSPORTATION CHARGES

FPSC FORM NO. 423-1 (a)

1. REPORTING MONTH: JUL YEAR: 2009

3. NAME, TITLE TELEPHONE NUMBER OF CONTACT PERSON CONCERNING DATA
 SUBMITTED ON THIS FORM: KORY DUBIN, REGULATORY AFFAIRS, (305) 552-4910.

2. REPORTING COMPANY: FLORIDA POWER LIGHT COMPANY

4. SIGNATURE OF OFFICIAL SUBMITTING REPORT: 

5. DATE COMPLETED: 09/14/2009

EDITED COPY

(A)	(B)	(C)	(D)	(E)	(F)	(G)	(H)	(I)	(J)	(K)	(L)	(M)	(N)	(O)	(P)	(Q)	(R)
LINE NO.	PLANT	SUPPLIER	DELIVERY LOCATION	DELIVERY DATE	TYPE OIL	VOLUME (BBL)	INVOICE PRICE (\$/BBL)	INVOICE AMOUNT (\$)	DISCOUNT (\$)	NET AMOUNT (\$)	NET PRICE (\$/BBL)	QUALITY ADJUST. (\$/BBL)	EFFECTIVE PUR PRICE (\$/BBL)	TRANSP TO TERM (\$/BBL)	ADDITIONAL TRANS CHGS (\$/BBL)	OTHER CHGS (\$/BBL)	DELIVERED PRICE (\$/BBL)
1	PCC	CONOCO	PORT CANAVERAL	07/08/2009	F06	108481								0.0000			62.1065
2	PCC	CONOCO	PORT CANAVERAL	07/30/2009	F06	48918								0.0000			62.6165
3	PMR	CONOCO	PALM BEACH	07/18/2009	F06	108422								0.0000			62.3779
4	PMR	CONOCO	PALM BEACH	07/29/2009	F06	58923								0.0000			62.4979
5	PCC	SHELL	PORT CANAVERAL	07/02/2009	F06	57104								0.0000			64.2065
6	PPE	SHELL	PORT EVERGLADES	07/25/2009	F06	135550								0.0000			61.9042
7	PTF	SHELL	FISHER ISLAND	07/01/2009	F06	76904								0.0000			64.4329
8	PTF	SHELL	FISHER ISLAND	07/21/2009	F06	134893								0.0000			62.4429
9	PPE	SEMPRA	PORT EVERGLADES	07/01/2009	F06	139785								0.0000			59.4642
10	PPE	AMERIGAS		07/01/2009	PRO	11	125.3300	1,379	0	1,379	125.3300	0.0000	125.3300	0.0000	0.0000	0.0000	125.3300
11	PPE	AMERIGAS		07/22/2009	PRO	13	124.8400	1,623	0	1,623	124.8400	0.0000	124.8400	0.0000	0.0000	0.0000	124.8400
12	PTF	AMERIGAS		07/10/2009	PRO	6	110.0000	660	0	660	110.0000	0.0000	110.0000	0.0000	0.0000	0.0000	110.0000
13	PMR	INDIANTOWN		07/17/2009	PRO	10	80.2200	802	0	802	80.2200	0.0000	80.2200	0.0000	0.0000	0.0000	80.2200
14	PMT	SUBURBAN		07/08/2009	PRO	8	57.6240	461	0	461	57.6240	0.0000	57.6240	0.0000	0.0000	0.0000	57.6240
15	PMT	SUBURBAN		07/29/2009	PRO	7	56.9100	398	0	398	56.9100	0.0000	56.9100	0.0000	0.0000	0.0000	56.9100
16	PCC	SUBURBANCE		07/01/2009	PRO	6	57.8760	347	0	347	57.8760	0.0000	57.8760	0.0000	0.0000	0.0000	57.8760

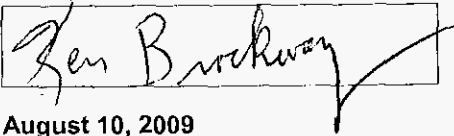
**MONTHLY REPORT OF COST AND QUALITY OF COAL FOR ELECTRIC PLANTS
ORIGIN, TONNAGE, DELIVERED PRICE AND AS RECEIVED QUALITY**

1. Report For Month/Yr: **July 2009**

4. Name, Title & Telephone Number of Contact
Person Concerning Data Submitted on this Form: **Terry Keith (305-552-4334)**

2. Reporting Company: **Florida Power & Light**

5. Signature of Official Submitting Report:



3. Plant Name: **St. Johns River Power Park (SJRPP)**

6. Date Completed:

August 10, 2009

Line No.	Supplier Name	Mine Location	Purchase Type	Transportation Mode	Tons	Effective Purchase Price (\$/Ton)	Total Trans Cost (\$/Ton)	FOB Plant Price (\$/Ton)	As Received Coal Quality			
									Sulfur Content (%)	Btu Content (%)	Ash Content (%)	Moisture Content (%)
(a)	(b)	(c)	(d)	(e)	(f)	(g)	(h)	(i)	(j)	(k)	(l)	(m)
1	Coal Marketing Company	45,IM,999	LTC	OC	49,565			55.44	0.59	11,067	8.92	13.49
2	Coal Marketing Company	45,IM,999	S	OC	11,464			135.61	0.56	11,065	9.23	13.11
3	Foundation Coal Corp. / Emerald	02,PA,059	S	UR	4,561			143.42	2.46	13,102	8.24	5.77
4	Patriot Coal Sales	08,WV,	LTC	UR	2,276			134.73	0.60	11,580	16.29	6.58
5	Patriot Coal Sales	08,WV,005	LTC	UR	2,387			134.73	1.24	11,710	14.01	6.30

EDITED COPY

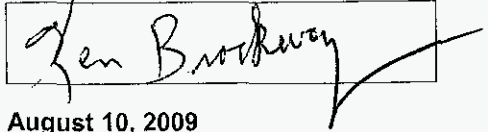
**MONTHLY REPORT OF COST AND QUALITY OF COAL FOR ELECTRIC PLANTS
DETAIL OF INVOICE PURCHASE PRICE**

1. Report For Month/Yr: **July 2009**

4. Name, Title & Telephone Number of Contact
Person Concerning Data Submitted on this Form: **Terry Keith (305-552-4334)**

2. Reporting Company: **Florida Power & Light**

5. Signature of Official Submitting Report:



3. Plant Name: **St. Johns River Power Park (SJRPP)**

6. Date Completed: **August 10, 2009**

Line No.	Supplier Name	Mine Location	Purchase Type	Tons	FOB Mine Price (\$/Ton)	Short Haul & Loading Charge	Original Invoice Price (\$/Ton)	Retro-active Price Increases (\$/Ton)	Base Price (\$/Ton)	Quality Adjustments (\$/Ton)	Effective Purchase Price (\$/Ton)
(a)	(b)	(c)	(d)	(e)	(f)	(g)	(h)	(i)	(j)	(k)	(l)
1	Coal Marketing Company	45,IM,999	LTC	49,565		0.00		0.00		0.00	
2	Coal Marketing Company	45,IM,999	S	11,464		0.00		0.00		0.00	
3	Foundation Coal Corp. / Emerald	02,PA,059	S	4,561		0.00		0.00		0.00	
4	Patriot Coal Sales	08,WV,	LTC	2,276		0.00		0.00		0.00	
5	Patriot Coal Sales	08,WV,005	LTC	2,387		0.00		0.00		0.00	

EDITED COPY

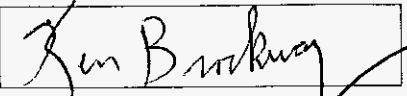
**MONTHLY REPORT OF COST AND QUALITY OF COAL FOR ELECTRIC PLANTS
DETAIL OF TRANSPORTATION CHARGES**

1. Report For Month/Yr: **July 2009**

4. Name, Title & Telephone Number of Contact
Person Concerning Data Submitted on this Form: **Terry Keith (305-552-4334)**

2. Reporting Company: **Florida Power & Light**

5. Signature of Official Submitting Report:


August 10, 2009

3. Plant Name: **St. Johns River Power Park (SJRPP)**

6. Date Completed:

Line No.	Supplier Name	Mine Location	Shipping Point	Transportation Mode	Tons	Effective Purchase Price (\$/Ton)	Short Haul & Loading Charge (\$/Ton)	Rail Charges		Waterborne Charges					Total Transport Charges (\$/Ton)	FOB Plant Price (\$/Ton)
								Rail Rate (\$/Ton)	Other Rail Charges (\$/Ton)	River Barge Rate (\$/Ton)	Trans-loading Rate (\$/Ton)	Ocean Barge Rate (\$/Ton)	Other Water Charges (\$/Ton)	Related Charges (\$/Ton)		
(a)	(b)	(c)	(d)	(e)	(f)	(g)	(h)	(i)	(j)	(k)	(l)	(m)	(n)	(o)	(p)	(q)
1	Coal Marketing Company	45,IM,999	EL CERREJON	OC	49,565		0.00		0.00	0.00	0.00	0.00	0.00	0.00		55.44
2	Coal Marketing Company	45,IM,999	EL CERREJON	OC	11,464		0.00		0.00	0.00	0.00	0.00	0.00	0.00		135.61
3	Foundation Coal Corp. / Emer	02,PA,059	EMERALD MINE	UR	4,561		0.00		0.00	0.00	0.00	0.00	0.00	0.00		143.42
4	Patriot Coal Sales	08,WV,	APOGEE	UR	2,276		0.00		0.00	0.00	0.00	0.00	0.00	0.00		134.73
5	Patriot Coal Sales	08,WV,005	HOBET 21	UR	2,387		0.00		0.00	0.00	0.00	0.00	0.00	0.00		134.73

EDITED COPY

**MONTHLY REPORT OF COST AND QUALITY OF COAL FOR ELECTRIC PLANTS
ORIGIN, TONNAGE, DELIVERED PRICE, AND AS RECEIVED QUALITY**

1. Reporting Month: June Year: 2009
 2. Reporting Company: FLORIDA POWER & LIGHT COMPANY
 3. Plant Name: R.W.SCHERER

4. Name, Title & Telephone Number of Contact Person Concerning Data
 Submitted on this Form: Terry Keith
 (305) 552-4334
 5. Signature of Official Submitting Report:
 6. Date Completed: 25-Aug-09

Kenneth Brookway

Line No.	Supplier Name	Mine Location	Purchase Type	Transport Mode	Tons	Purchase Price (\$/Ton)	Effective Transport Charges (\$/Ton)	Total FOB Plant Price (\$/Ton)	Sulfur Content (%)	Btu Content (Btu/lb)	Ash Content (%)	Moisture Content (%)
(a)	(b)	(c)	(d)	(e)	(f)	(g)	(h)	(i)	(j)	(k)	(l)	(m)
(1)	FOUNDATION COAL WEST	19/WY/5	S	UR	16,745.36	9.107	23.85	32.957	0.35	8,438	4.58	29.35
(2)	FOUNDATION COAL WEST	19/WY/5	S	UR	13,939.39	11.779	23.89	35.669	0.40	8,407	4.79	29.70
(3)	BUCKSKIN MINING COMPANY	19/WY/5	S	UR	13,971.93	11.225	23.88	35.105	0.23	8,366	4.37	29.98
(4)	KENNECOTT COAL SALES	19/WY/5	S	UR	27,048.29	13.020	23.85	36.870	0.24	8,832	5.34	25.55
(5)	COAL SALES, LLC	19/WY/5	S	UR	20,239.56	14.336	23.89	38.226	0.19	8,660	4.48	27.50
(6)	BUCKSKIN MINING COMPANY	19/WY/5	S	UR	67,541.59	10.545	23.86	34.405	0.22	8,362	4.39	30.01
(7)	KENNECOTT COAL SALES	19/WY/5	S	UR	22,482.54	12.043	23.92	35.963	0.26	8,468	4.66	29.11
(8)	BUCKSKIN MINING COMPANY	19/WY/5	S	UR	11,557.81	10.706	23.89	34.596	0.22	8,405	4.23	29.65
(9)	COAL SALES, LLC	19/WY/5	S	UR	30,808.75	9.940	23.88	33.820	0.17	8,585	4.47	28.04
(10)	COAL SALES, LLC	19/WY/5	S	UR	20,570.17	8.744	23.90	32.644	0.17	8,619	4.25	27.91

**MONTHLY REPORT OF COST AND QUALITY OF COAL FOR ELECTRIC PLANTS
DETAILED PURCHASED COAL INVOICE INFORMATION**

1. Reporting Month: June Year: 2009
 2. Reporting Company: FLORIDA POWER & LIGHT COMPANY
 3. Plant Name: R.W.SCHERER

4. Name, Title & Telephone Number of Contact Person Concerning Data
 Submitted on this Form: Terry Keith
 (305) 552-4334

5. Signature of Official Submitting Report:



6. Date Completed: 25-Aug-09

Line No.	Supplier Name	Mine Location	Purch. Type	Tons	FOB Mine Price (\$/Ton)	Shorthaul & Loading Charges (\$/Ton)	Original Invoice Price (\$/Ton)	Retroactive Price Increase (\$/Ton)	Base Price (\$/Ton)	Quality Adjustments (\$/Ton)	Effective Purchase Price (\$/Ton)
(a)	(b)	(c)	(d)	(e)	(f)	(g)	(h)	(i)	(j)	(k)	(l)
(1)	FOUNDATION COAL WEST	19/WY/5	S	16,745.36	9.095	-	9.095	-	9.095	0.012	9.107
(2)	FOUNDATION COAL WEST	19/WY/5	S	13,939.39	11.770	-	11.770	-	11.770	0.009	11.779
(3)	BUCKSKIN MINING COMPAN	19/WY/5	S	13,971.93	11.182	-	11.182	-	11.182	0.043	11.225
(4)	KENNECOTT COAL SALES	19/WY/5	S	27,048.29	12.979	-	12.979	-	12.979	0.041	13.020
(5)	COAL SALES, LLC	19/WY/5	S	20,239.56	14.873	-	14.873	-	14.873	(0.537)	14.336
(6)	BUCKSKIN MINING COMPAN	19/WY/5	S	67,541.59	10.700	-	10.700	-	10.700	(0.155)	10.545
(7)	KENNECOTT COAL SALES	19/WY/5	S	22,482.54	11.984	-	11.984	-	11.984	0.059	12.043
(8)	BUCKSKIN MINING COMPAN	19/WY/5	S	11,557.81	10.700	-	10.700	-	10.700	0.006	10.706
(9)	COAL SALES, LLC	19/WY/5	S	30,808.75	9.902	-	9.902	-	9.902	0.038	9.940
(10)	COAL SALES, LLC	19/WY/5	S	20,570.17	8.676	-	8.676	-	8.676	0.068	8.744

**MONTHLY REPORT OF COST AND QUALITY OF COAL FOR ELECTRIC PLANTS
DETAILED TRANSPORTATION INVOICE INFORMATION**

1. Reporting Month: **June** Year: **2009**
 2. Reporting Company: **FLORIDA POWER & LIGHT COMPANY**
 3. Plant Name: **R.W.SCHERER**

4. Name, Title & Telephone Number of Contact Person Concerning Data
 Submitted on this Form: Terry Keith
 (305) 552-4334

5. Signature of Official Submitting Report: *Kenneth Brookway*
 6. Date Completed: 25-Aug-09

Line No.	Supplier Name	Mine Location	Shipping Point	Transport Mode	Tons	Effective Purchase Price (\$/Ton)	Additional Shorthaul & Loading Charges (\$/Ton)	Rail Charges		Waterborne Charges					Total Transportation Charges (\$/Ton)	FOB Plant Price (\$/Ton)
								Rail Rate (\$/Ton)	Other Rail Charges (\$/Ton)	River Barge Rate (\$/Ton)	Trans-loading Rate (\$/Ton)	Ocean Barge Rate (\$/Ton)	Other Water Charges (\$/Ton)	Other Related Charges (\$/Ton)		
(a)	(b)	(c)	(d)	(e)	(f)	(g)	(h)	(i)	(j)	(k)	(l)	(m)	(n)	(o)	(p)	(q)
(1)	FOUNDATION COAL WEST	19/WY/5	EAGLE JCT, WY	UR	16,745.36	9.107	-	23.85	-	-	-	-	-	-	23.85	32.957
(2)	FOUNDATION COAL WEST	19/WY/5	EAGLE JCT, WY	UR	13,939.39	11.779	-	23.89	-	-	-	-	-	-	23.89	35.669
(3)	BUCKSKIN MINING COMPANY	19/WY/5	BUCKSKIN JCT, WY	UR	13,971.93	11.225	-	23.88	-	-	-	-	-	-	23.88	35.105
(4)	KENNECOTT COAL SALES	19/WY/5	CONVERSE JCT, WY	UR	27,048.29	13.020	-	23.85	-	-	-	-	-	-	23.85	36.870
(5)	COAL SALES, LLC	19/WY/5	NACCO JCT, WY	UR	20,239.56	14.336	-	23.89	-	-	-	-	-	-	23.89	38.226
(6)	BUCKSKIN MINING COMPANY	19/WY/5	BUCKSKIN JCT, WY	UR	67,541.59	10.545	-	23.86	-	-	-	-	-	-	23.86	34.405
(7)	KENNECOTT COAL SALES	19/WY/5	CORDERO JCT, WY	UR	22,482.54	12.043	-	23.92	-	-	-	-	-	-	23.92	35.963
(8)	BUCKSKIN MINING COMPANY	19/WY/5	BUCKSKIN JCT, WY	UR	11,557.81	10.706	-	23.89	-	-	-	-	-	-	23.89	34.596
(9)	COAL SALES, LLC	19/WY/5	NACCO JCT, WY	UR	30,808.75	9.940	-	23.88	-	-	-	-	-	-	23.88	33.820
(10)	COAL SALES, LLC	19/WY/5	NACCO JCT, WY	UR	20,570.17	8.744	-	23.90	-	-	-	-	-	-	23.90	32.644

CERTIFICATE OF SERVICE

I, THE UNDERSIGNED COUNSEL, HEREBY CERTIFY that copies of Florida Power & Light Company's forms 423-1, 423-1(a), and 423-1(b) for the month of July 2009, copies of St. Johns River Power Park edited forms 423-2, 423-2(a), and 423-2(b) for the month of July 2009; and copies of Plant Scherer forms 423-2, 423-2(a), and 423-2(b) for the month of June 2009 have been served via first class mail, postage prepaid to the parties listed below this 1st day of October, 2009.

Lisa Bennett, Esq.
Division of Legal Services
Florida Public Service Commission
2540 Shumard Oak Blvd.
Tallahassee, Florida 32399-0850

Lee L. Willis, Esq.
James D. Beasley, Esq.
Ausley & McMullen
Attorneys for Tampa Electric
P.O. Box 391
Tallahassee, Florida 32302

John W. McWhirter, Jr., Esq.
McWhirter & Davidson, P.A.
Attorneys for FIPUG
P.O. Box 3350
Tampa, Florida 33602

Jeffrey A. Stone, Esq.
Russell A. Badders, Esq.
Beggs & Lane
Attorneys for Gulf Power
P.O. Box 12950
Pensacola, Florida 32576-2950

Robert Scheffel Wright, Esq.
Jay T. LaVia, III, Esq.
Young van Assenderp, P.A.
Attorneys for Florida Retail Federation
225 South Adams Street, Suite 200
Tallahassee, FL 32301

Shayla L. McNeill, Capt. USAF
AFLSA/JACL-ULT
Counsel for Federal Executive Agencies
139 Barnes Drive, Ste 1
Tyndall AFB, FL 32403-5319

J. R. Kelly, Esq.
Charles J. Rehwinkel, Esq.
Charles Beck, Esq.
Office of Public Counsel
c/o The Florida Legislature
111 West Madison Street, Room 812
Tallahassee, Florida 32399


John T. Burnett, Esq.
Progress Energy Service Company, LLC
P.O. Box 14042
St. Petersburg, Florida 33733-4042

Norman H. Horton, Jr., Esq.
Floyd R. Self, Esq.
Messer, Caparello & Self
Attorneys for FPUC
P.O. Box 1876
Tallahassee, Florida 32302-1876

James W. Brew, Esq.
Attorney for White Springs
Brickfield, Burchette, Ritts & Stone, The P.C.
1025 Thomas Jefferson Street, NW
Eighth Floor, West Tower
Washington, DC 2007-5201

Jon C. Moyle and Vicki Kaufman
Keefe, Anchors Gordon & Moyle, P.A.
118 N. Gadsden St.
Tallahassee, FL 32301
Co-Counsel for FIPUG

By:



John T. Butler
FL Bar No. 283479