

090001-EI

**REDACTED**

# Exhibit B

**REDACTED**

COM \_\_\_\_\_  
ECR \_\_\_\_\_  
GCL \_\_\_\_\_  
OPC \_\_\_\_\_  
RCP   I    
SSC \_\_\_\_\_  
SGA \_\_\_\_\_  
ADM \_\_\_\_\_  
CLK \_\_\_\_\_

DOCUMENT NUMBER-DATE

10507 OCT 13 88

FPSC-COMMISSION CLERK

**REDACTED**

**INDEX OF CONFIDENTIAL WORKPAPERS**  
**Progress Energy of Florida**  
**Docket No. 090001-EL, Audit Control No. 09-189-2-2**  
**2009 Hedging Audit**

<b>WP</b>	<b>Description</b>	<b>Number of Pages</b>
44-1	Tolling Agreement Invoice	1
44-2	Tolling Adjustments	1
44-3	Tolling Journal Entries	1
44-4	Tolling Estimates	1
44-5	Tolling Allocations	1
44-6	Tolling Allocations	1
46	Internal Auditor Workpapers	1
47	Hedge Transaction Summaries	2
47/1	Market Settlement Rates 8/1/08 to 9/1/08	1
47/2	Market Settlement Rates 10/1/08 to 12/1/08	1
47/3	Market Settlement Rates 4/1/09 to 6/1/09	1
47/4	Market Settlement Rates 7/1/09	1
47-1	Transaction Tested	1
47-1/1	Trade Invoice, Morgan Stanley	1
47-1/2	Journal Entry	1
47-1/3	Journal Entry	1
47-2	Transaction Tested	1
47-2/1	Journal Entry	1
47-2/2	Transaction Details	1
47-2/3	Oil Supply Trade Ticket	1
47-2/4	Mitsui & Co. Invoice	1
47-2/5	Mitsui & Co. Transaction Confirmation	1
47-2/6	Journal Entry	1
47-3	Transaction Tested	1
47-3/1	Journal Entry	1
47-3/2	Journal Entry	1
47-3/3	Oil Supply Trade Ticket	1
47-3/4	Journal Entry	1
47-3/5	Journal Entry	1
47-3/6	Trade Invoice, BNP Paribas	1
47-3/7	Oil Supply Trade Ticket	1
47-3/8	Journal Entries	1
47-4	Transaction Tested	1
47-4/1	Premium Amortization	1
47-4/2	Premium Amortization	1
47-4/3	Oil Supply Trade Ticket	1
47-4/4	Oil Supply Trade Ticket	1
47-4/5	Journal Entry	1
47-5	Transaction Tested	1
47-5/1	Premium Amortization	1
47-5/2	Premium Amortization	1
47-5/3	Oil Supply Trade Ticket	1
47-5/4	Oil Supply Trade Ticket	1
47-6	Journal Entry	1
47-6/1	Macquarie Invoice	1
47-6/2	Transaction Details	1
47-6/3	Accounting Adjustment	1
47-7	Transaction Tested	1
47-7/1	Transaction Tested	1
47-7/2	Gas Prices	1

DOCUMENT NUMBER DATE

10507 OCT 13 8

P/afa

FPSC-COMMISSION CLERK

**INDEX OF CONFIDENTIAL WORKPAPERS**  
**Progress Energy of Florida**  
**Docket No. 090001-EI, Audit Control No. 09-189-2-2**  
**2009 Hedging Audit**

<b>WP</b>	<b>Description</b>	<b>Number of Pages</b>
47-7/3	Transaction Confirmation	1
47-8	Transaction Tested	1
47-8/1	Transaction Tested	1
47-8/2	Transaction Confirmation	1
47-8/3	Gas Prices	1
47-9	Transaction Tested	1
47-9/1	Transaction Tested	1
47-9/2	Gas Prices	1
47-9/3	Trade Confirmation	1
47-9/4	Swap Confirmation	1
47-10	Transaction Tested	1
47-10/1	Gas Prices	1
47-10/2	Trade Ticket	1
47-11	Transaction Tested	1
47-11/1	Transaction Details	1
47-11/2	Gas Prices	1
47-11/3	Swap Confirmation	1
47-12	Transaction Tested	1
47-12/1	Gas Prices	1
47-12/2	Trade Ticket	1
47-13	Transaction Tested	1
47-13/1	Transaction Detail	1
47-13/2	Gas Prices	1
47-13/3	Swap Confirmation	1
47-14	Transaction Tested	1
47-14/1	Transaction Detail	1
47-14/2	Gas Prices	1
47-14/3	Swap Confirmation	1
47-14/4	Swap Confirmation	1
47-14/5	Gas Prices	1
47-14/6	Transaction Details	1
47-15	Transaction Tested	1
47-15/1	Gas Prices	1
47-16	Transaction Tested	1
47-16/1	Gas Prices	1
47-17	Transaction Tested	1
47-17/1	Gas Prices	1
47-18	Transaction Tested	1
47-19	Transaction Tested	1
47-19/1	Gas Prices	1
47-20	Transaction Tested	1
47-20/1	Transaction Detail	1
47-20/2	Gas Prices	1
47-20/3	Swap Confirmation	1
48	Risk Management Plan	1
48-1	Risk Management Plan	1
48-2	Risk Management Plan	1
48-3	Inquiry & Response	1
	Total Pages	<u>99</u>

*P 2 of 2*

Progress Energy Florida  
Tolling Transactions

12-Month Period Ending Aug. 15, 2009  
Docket #090001-EI

*RAM  
9/17/09  
DUP 9/11*

Shady Hills Power Company, LLC  
c/o PurEnergy Management Services, LLC (as Manager)  
1732 West Genesee Street  
Syracuse, NY 13204

Voice: (315) 448-2266  
Fax: (315) 448-0264

Invoice

Invoice Number:  
SHA-120  
Invoice Date:  
2/5/2009  
Page:  
1

Sold To:  
Progress Energy Florida, Inc.  
Attn: Fran Christian PEB 10B1 RCO Backoffice  
PO Box 1551  
Raleigh, NC 27602

*PEF 2009-2-68*

*Jan. Actual*

Customer PO	Payment Terms	Prepared By	Due Date
Contract dated August 6, 2004	10 Days	Suzette Brower	2/15/2009

Description	Amount
<u>Billing for January 2009</u>	
Capacity (MW)	\$ [REDACTED]
Variable O&M Charge - Gas - Mwh	\$ [REDACTED]
Start Charge - # of Starts	\$ [REDACTED]
Per email from Kimberly Futch, corrections to 2008 invoices (see attached)	
May	\$ [REDACTED]
June	\$ [REDACTED]
October	\$ [REDACTED]
November	\$ [REDACTED]
December	\$ [REDACTED]
<b>Total</b>	\$ [REDACTED]

*Adj to show in Feb update.  
2/5/09  
C. Brower*

Actual Equivalent Availability (AEA) = [REDACTED]  
[FDQ & FDH were 0 for the month of January]

THANK YOU FOR THE OPPORTUNITY TO PROVIDE THE SERVICE!

**CONFIDENTIAL**

Wire Instructions:  
Bank: Deutsche Bank Trust Company Americas  
ABA #: [REDACTED]  
Account #: [REDACTED]  
Account Name: Corporate Trust  
Shady Hills Project Control A/C # 60304  
Attn: Christopher Palermo



*4/4-7*

*4/4-7*

**SOURCE**



Progress Energy Florida  
 Tolling Transactions  
 12-Month Period Ending Aug. 15, 2009  
 Docket #090001-EI

RAN  
 a/ja  
 9/11

Customer	Reg Acct #	Trans Type	Schedule Type	Invoice #	Old MW's	Old \$ Amount	New MW's	New \$ Amount	MW Difference	\$ Difference	Cost	Adjustment
<b>ADJUSTMENTS ON SYSTEM</b>												
CCH#	23202HN	Purchase	(Capacity) O	NA	0	\$						
CPL	2340001	WP	TNS		0	\$	0	\$				
DUK	23202DO	WP	TNS	00Y9	18,688	\$	18,688	\$				December-08 Transmission trueup
PJM	14203PJ	Sale	M			\$		\$				December-08 Transmission trueup
PJM	23202PJ	Purchase	M			\$		\$				December-08 Interest - late payment
PJM	23202PJ	WP	TNS			\$		\$				December-08 Misc Fees -december invoice
PJM	23202PJ	WP	TNS			\$		\$				December-08 Misc Trans Adj - Loss Credit
REF#	23202RE	Gas Purchase	TOLL			\$		\$				December-08 Misc Trans Access Fees
REF#	23202RE	Gas Purchase (1431300)	TOLL			\$		\$				December-08 gas true up
REF#	23202RE	Purchase - O&M	TOLL		775	\$	849	\$				December-08 gas true up (receivable)
REF#	23202RE	Purchase	TOLL			\$		\$				December-08 O&M true up
REF#	23202RE	Purchase (Capacity) TOLL				\$		\$				December-08 December Start up charges (1)
SOCO	23202SC	WP	TNS	011M6	6,585	\$	6,585	\$				December-08 HRAP - December
TEC	23202TP	Purchase	AR1	NA	16,730	\$	16,730	\$				December-08 Transmission trueup
FPL	23202FP	WP	TNS	011TY	594	\$	594	\$				December-08 LT -Contract AR1 schedule trueup
SHPC#	23202SH	Gas Purchase	TOLL			\$		\$				December-08 Transmission trueup
SHPC#	23202SH	Gas Purchase (1431300)	TOLL			\$		\$				December-08 gas true up
SHPC#	23202SH	Purchase	TOLL	NA	31,277	\$	31,277	\$				December-08 gas true up (receivable)
						\$		\$				December-08 SO2 Allowance
						\$		\$				<b>(2,473.67) TOTAL</b>

<b>ACTUALS:</b>												
TEC	23202TP	Purchase	AR1		7,980	\$		\$				
TEC	23202TP	Purchase	capacity			\$		\$				
SOCOM#	23202SC	Purchase	UPS		287,665	\$		\$				
SOCOM#	23202SC	Purchase	capacity			\$		\$				
CCH#	23202HN	Purchase	(Capacity) O			\$		\$				
NSB	14203NB	Sale	H			\$		\$				
NSB	14203NB	Sale	I			\$		\$				
REF#	23202RE	Purchase	(Capacity) TOLL			\$		\$				January-09 regulation service
REF#	23202RE	Purchase - O&M	TOLL		2,511	\$		\$				January-09 O&M
REF#	23202RE	Gas Purchase	TOLL			\$		\$				January-09 gas estimate
REF#	23202RE	Gas Purchase (1431300)	TOLL			\$		\$				January-09 gas estimate (receivable)
SHPC#	23202SH	Gas Purchase	TOLL			\$		\$				January-09 gas estimate
SHPC#	23202SH	Gas Purchase (1431300)	TOLL			\$		\$				January-09 gas estimate (receivable)
SHPC#	23202SH	Purchase	TOLL		45,444	\$		\$				January-09 VOM Charges
SHPC#	23202SH	Purchase	(Capacity) TOLL			\$		\$				January-09 Start Charges

Note: If \$ Difference is: Positive = Increase; Negative = Decrease



444-2

**SOURCE**  
 INTECHITY BUSINESS FORMS, INC.

Phone: (847) 938-2626 Fax: (847) 608-4604 Email: integbus@aol.com



APR 2009

Progress Energy Florida  
Tolling Transactions  
12-Month Period Ending Aug. 15, 2009  
Docket #090001-EI

Template Type: Functional Journal (Last upload Group ID was 355443)  
Template Style: Single Journal Entry  
Set of Books: CP&L Set of Books  
Database: Production

REQUEST ID# 3420763

44-3

Category	List - Text: Manual JE	Manual JE or AUTO-REVERSE for Reversals
Currency	List - Text: USD	Always USD
Accounting Date	List - Date: 1/31/2009	Journal Date (MM/DD/YYYY)
Source	List - Text: Spreadsheet	Always Spreadsheet
Batch Name	Text: 60 I48108	Company number/s & Corp ID (01 I12345)
Batch Description	Text:	Leave Blank
Journal Name	Text: 60 I48108 INTERCHANGE JE	Company number/s, Corp ID & Brief Description of Journal
Journal Description	Text: R	Company number/s, Corp ID & Brief Description of Journal
Journal Reference	Text: 98158D	Owning Organization's Charge to (01XXXX)

Balance must equal 0.00

Upl	Company	Line of Business	Charge To	Charge By	Account	Project	Resource Typ	Activity	Location	Product	Joint Owner	Future1	Future2	Future3	Debit Value	Credit Value	Description
60	000		000000	000000	14204SX	00000000	000	00000	000	000	J	00	000	0000			A/R-CUST-TRANSMISSION
60	000		000000	000000	14204TA	00000000	000	00000	000	000	J	00	000	0000			A/R-CUST-TRANSMISSION
60	000		000000	000000	14204TE	00000000	000	00000	000	000	J	00	000	0000			A/R-CUST-TRANSMISSION
60	000		000000	000000	14204TP	00000000	000	00000	000	000	J	00	000	0000			A/R-CUST-TRANSMISSION
60	000		000000	000000	1420401	00000000	000	00000	000	000	J	00	000	0000			A/R-CUST-TRANSMISSION
60	000		000000	000000	14204WI	00000000	000	00000	000	000	J	00	000	0000			A/R-CUST-TRANSMISSION
60	000		000000	000000	14204WV	00000000	000	00000	000	000	J	00	000	0000			A/R-CUST-TRANSMISSION
60	000		60X00D	60X00D	456000T	00000000	RGR	00000	000	000	J	00	000	0000			A/R-CUST-TRANSMISSION
60	000		60X00D	60X00D	45600TP	00000000	RGR	00000	000	000	J	00	000	0000			REV TRANSM RES BY PM
60	000		000000	000000	23202RE	00000000	000	00000	000	000	J	00	000	0000			REV TRANSM RES BY PM
60	000		000000	000000	23202AU	00000000	000	00000	000	000	J	00	000	0000			Dec Reliant gas true-up
60	000		000000	000000	23202RE	00000000	000	00000	000	000	J	00	000	0000			Dec Reliant gas true-up
60	000		000000	000000	14203AZ	00000000	000	00000	000	000	J	00	000	0000			Dec Reliant gas (sale) true-up
60	000		000000	000000	23202RE	00000000	000	00000	000	000	J	00	000	0000			Dec Reliant gas (sale) true-up
60	000		000000	000000	14203AZ	00000000	000	00000	000	000	J	00	000	0000			Jan Reliant gas (sale) estimate
60	000		000000	000000	23202RE	00000000	000	00000	000	000	J	00	000	0000			Jan Reliant gas (sale) estimate
60	000		000000	000000	23202AU	00000000	000	00000	000	000	J	00	000	0000			Jan Reliant gas estimate
60	000		000000	000000	23202SH	00000000	000	00000	000	000	J	00	000	0000			Jan Reliant gas estimate
60	000		000000	000000	23202AU	00000000	000	00000	000	000	J	00	000	0000			Jan Shady Hills gas estimate
60	000		000000	000000	23202SH	00000000	000	00000	000	000	J	00	000	0000			Jan Shady Hills gas estimate
60	000		000000	000000	14203AZ	00000000	000	00000	000	000	J	00	000	0000			Jan Shady Hills gas (sale) true-up
60	000		000000	000000	23202SH	00000000	000	00000	000	000	J	00	000	0000			Dec Shady Hills gas (sale) true-up
60	000		000000	000000	14203AZ	00000000	000	00000	000	000	J	00	000	0000			Dec Shady Hills gas (sale) true-up
60	000		000000	000000	23202SH	00000000	000	00000	000	000	J	00	000	0000			Jan Shady Hills gas (sale) estimate
60	000		000000	000000	23202SH	00000000	000	00000	000	000	J	00	000	0000			Jan Shady Hills gas (sale) estimate
60	000		000000	000000	23202AU	00000000	000	00000	000	000	J	00	000	0000			Dec Shady Hills gas true-up
60	000		000000	000000	23202AU	00000000	000	00000	000	000	J	00	000	0000			Dec Shady Hills gas true-up

Note: This is not the end of the Journal Template. Unprotect the sheet and insert as many rows as needed.  
Explanation:

Prepared By: David Hernandez	Date:	<input type="checkbox"/> Support document reviewed and on file. Cindy Lee	Group / Department Origination:
		Approved By:	
Circle your position code: DH SH UH SU DR			

CONFIDENTIAL



SOURCE  
QUALITY BUSINESS FORMS, INC.  
Phone: (847) 688-8888 Fax: (847) 688-8888 Email: info@qbf.com

44-2  
44-2  
44-2









RAM  
2/10/11  
4/29/11

Company: Progress Energy Florida  
Subject: Separating Activities, Hedging  
Period: 12 Months Ended July 31, 2009  
Auditor: Ron Mavrides

Hedge Audit  
Docket #090001-EI

TSP  
2/10/11

### Progress Energy Florida: Separating Duties, Hedging Activities

Progress Energy uses the "three-office" structure of Fuel and Power Optimization. The "three office" structure is accepted industries practice with the Front, Middle, and Back Offices each functioning as independent departments which promote appropriate segregation of duties and controls.

Staff has reviewed the utility's procedures for separating duties related to hedging activities, i.e., front office, middle office, and back office. Staff also reviewed the previous internal and external audits concerning the separation of duties. The external auditors mentioned no deficiencies in their report. However, the internal auditors reported [REDACTED]

[REDACTED]

[REDACTED]

[REDACTED]

[REDACTED]

RAM June 1/3  
a/09

COMPANY: PROGRESS ENERGY FL  
SUBJECT: ENERGY COSTS  
PERIOD: 12 MONTHS ENDED AUG 15 09  
AUDITOR: RON MAVRIDES

ASR  
Sept 11

Amounts are rounded

HEDGE AUDIT  
DOCKET #090001-EI  
FILE NAME: REVENUES

D  
For Swaps, A\*(B-C)  
For Options not exercised, A\*B  
Recalculated

	A	B	C	D
	Volume	Fixed Price/Premium	Market Settlement	Savings/(Cost)
#6 Oil Financial/Physical Financial Instrument Type: Fixed Financial Option Month: 4/1/2009 Z Key: 1553658 Trade Date: 4/27/2006 Market: NYHRBR 47-4/3 [redacted] 47-4/4 [redacted] 47/3 \$44.60 47-4 [redacted]	[redacted]	[redacted]	[redacted]	[redacted]
Financial Instrument Type: Fixed Financial Option Month: 6/1/2009 Z Key: 1553617 Trade Date: 4/27/2006 Market: NYHRBR 47-5/3 [redacted] 47-5/4 [redacted] 47/3 \$60.47 See bottom W/P 47-5	[redacted]	[redacted]	[redacted]	[redacted]
Financial Instrument Type: Fixed Financial Option Month: 9/1/2008 Z Key: 1396413 Trade Date: 12/20/2005 Market: NYHRBR 47-2/1 [redacted] 47-2/3 [redacted] 47/1 \$83.15 47-2/2 [redacted]	[redacted]	[redacted]	[redacted]	[redacted] (A)
Financial Instrument Type: Fixed Swap Month: 9/1/2008 Z Key: 2408891 Trade Date: 4/28/2008 Market: NYHRBR 47-2/1 [redacted] 47-2/4 [redacted] 47/1 \$83.15	[redacted]	[redacted]	[redacted]	[redacted]
#2 Oil Financial Instrument Type: Fixed Financial Option Month: 10/1/2008 Z Key: 1386974 Trade Date: 10/31/2006 Market: NYHRBR 47-3/1 [redacted] 47-3/3 [redacted] 47/2 \$59.05 47-3/3 [redacted]	[redacted]	[redacted]	[redacted]	[redacted] (B)
Financial Instrument Type: Fixed Swap Month: 12/1/2008 Z Key: 1845437 Trade Date: 10/31/2006 Market: NYHRBR 47-3/7 [redacted] 47/2 \$34.07 47-3/6 [redacted]	[redacted]	[redacted]	[redacted]	[redacted]
Financial Instrument Type: Fixed Swap Month: 7/1/2009 Z Key: 2308670 Trade Date: 1/15/2008 Market: USGLF 47-6/2 [redacted] 47-6/1 [redacted] 47/4 47-6/1 [redacted] \$67.99 47-6/1 [redacted]	[redacted]	[redacted]	[redacted]	[redacted]
Financial Instrument Type: Fixed Swap Month: 8/1/2008 Z Key: 2284345 Trade Date: 12/6/2007 Market: NYHRBR 47-1/1 [redacted] 47/1 \$95.97	[redacted]	[redacted]	[redacted]	[redacted]

is actions  
to see  
for  
esting

(A) → Option not exercised, premium amortized over 5 months, 47-2/2

↓  
These are monthly averages

(B) → Option not exercised, premium amortized over 17 months, 47-3/3

SOURCE Hedging Information  
Remedy  
W/P 47 p.1

COMPANY: PROGRESS ENERGY FL  
 SUBJECT: ENERGY COSTS  
 PERIOD: 12 MONTHS ENDED AUG 15 09  
 AUDITOR: RON MAVRIDES

HEDGE AUDIT  
 DOCKET #090001-EI  
 FILE NAME: REVENUES

	Financial/Physical	Instrument Type	Month	Z Key	Trade Date	Market	Volume	Fixed Price	C Market Settlement	Savings/(Cost) on Hedge	A*(B-C) Options=(A*B) Recalculated
Gas	Financial	Fixed Swap	8/1/2008	2191682		IFERC	47-11/3	47-11/3	47-11/2 \$9.76	47-11/1	
	Physical	Physical	8/1/2008	27510		FGT	47-18	47-14/6	47-11/2 \$9.27		
	Financial	Fixed Financial Option	9/1/2008	1244850		NYMEX	47-10/2	47-10/2	\$8.394	47-10/2	
	Physical	Physical	9/1/2008	27511		FGT	47-17	47-14/6	47-17/1 \$8.41		See 47-10/2
	Physical	Physical	10/1/2008	27512		FGT	47-19	47-14/6	47-19/1 \$7.30		
	Financial	Fixed Financial Option	11/1/2008	1298304		NYMEX	47-12/2	47-12/2	47-12/1 \$6.469	47-12/2	See 47-12/2
	Financial	Fixed Swap	12/1/2008	2477263		IFERC	47-13/3	47-13/3	47-13/2 \$7.02	47-13/1	
	Financial	Fixed Swap	1/1/2009	1840032	10/25/2006	NYMEX	47-14/3	47-14/3	47-14/2 \$6.136	47-14/1	
	Financial	Fixed Swap	1/1/2009	2449553	6/10/2008	NYMEX	47-14/4	47-14/4	47-14/2 \$6.136	47-14/1	
	Physical	Physical	1/1/2009	27708	6/4/2003	FGT	47-14	47-14/6	47-14/5 \$6.150		
	Financial	Fixed Swap	2/1/2009	2252886	11/1/2007	NYMEX	47-20/3	47-20/3	47-20/2 \$4.476		
	Financial	Fixed Swap	3/1/2009	2407159	4/24/2008	IFERC	47-7/1	47-7/3	47-7/2 \$4.12	47-7/1	
	Physical	Physical	4/1/2009	27711	6/4/2003	FGT	47-16	47-14/6	7-16/1 \$3.64		
	Financial	Fixed Swap	5/1/2009	2511288	9/3/2008	IFERC	47-8/2	47-8/2	47-8/3 \$3.41	47-8/1	
	Physical	Physical	6/1/2009	27395	6/4/2003	FGT	47-15	47-14/6	47-15/1 \$3.50		
	Financial	Fixed Swap	7/1/2009	2345154	2/25/2008	IFERC	47-9/3	47-9/3	47-9/2 \$4.13	47-9/1	

Transactions chosen for testing

Monthly Averages

SOURCE Hedging Information Report 477 p.2

Progress Energy Florida  
Market Settlement Rates

12 Month Period Ending Aug 15, 2009  
Docket # 090001-EI

RAM  
9/09  
JUR 9 3

	lo	hi	mid		lo	hi	mid
8/1/08	104.95	105.15	105.05	9/1/08			
2-Aug				2-Sep	92.40	92.60	92.50
3-Aug				3-Sep	91.50	91.70	91.60
4-Aug	104.00	104.20	104.10	4-Sep	89.90	90.10	90.00
5-Aug	100.40	100.60	100.50	5-Sep	88.30	88.50	88.40
6-Aug	98.75	98.95	98.85	6-Sep			
7-Aug	98.30	98.50	98.40	7-Sep			
8-Aug	91.85	92.05	91.95	8-Sep	87.25	87.45	87.35
9-Aug				9-Sep	83.65	83.85	83.75
10-Aug				10-Sep	82.70	82.90	82.80
11-Aug	90.60	90.80	90.70	11-Sep	80.80	81.00	80.90
12-Aug	90.60	90.80	90.70	12-Sep	80.45	80.65	80.55
13-Aug	93.55	93.75	93.65	13-Sep			
14-Aug	93.45	93.65	93.55	14-Sep			
15-Aug	91.65	91.85	91.75	15-Sep	74.85	75.05	74.95
16-Aug				16-Sep	70.50	70.70	70.60
17-Aug				17-Sep	72.10	72.30	72.20
18-Aug	91.45	91.65	91.55	18-Sep	74.65	74.85	74.75
19-Aug	93.20	93.40	93.30	19-Sep	80.45	80.65	80.55
20-Aug	94.75	94.95	94.85	20-Sep			
21-Aug	98.80	99.00	98.90	21-Sep			
22-Aug	93.70	93.90	93.80	22-Sep	87.65	87.85	87.75
23-Aug				23-Sep	85.65	85.85	85.75
24-Aug				24-Sep	85.70	85.90	85.80
25-Aug	94.70	94.90	94.80	25-Sep	86.60	86.80	86.70
26-Aug	96.70	96.90	96.80	26-Sep	86.25	86.45	86.35
27-Aug	98.45	98.65	98.55	27-Sep			
28-Aug	97.15	97.35	97.25	28-Sep			
29-Aug	96.25	96.45	96.35	29-Sep	79.30	79.50	79.40
30-Aug				30-Sep	83.45	83.65	83.55
31-Aug							

AVG => 95.969 47 p.1

AVG => 83.152 47 p.1



47/1



Document Request #3

47/1

Progress Energy Florida  
Market Settlement Rates

RAM JWR 9/3  
9/09

12 Month Period Ending Aug. 15, 2009  
Docket # 090001-EI

	lo	hi	mid		lo	hi	mid
10/1/08	81.35	81.55	81.45	12/1/08	38.30	38.50	38.40
2-Oct	76.75	76.95	76.85	2-Dec	34.75	34.95	34.85
3-Oct	75.40	75.60	75.50	3-Dec	34.70	34.90	34.80
4-Oct				4-Dec	33.05	33.25	33.15
5-Oct				5-Dec	31.05	31.25	31.15
6-Oct	70.50	70.70	70.60	6-Dec			
7-Oct	70.70	70.90	70.80	7-Dec			
8-Oct	69.70	69.90	69.80	8-Dec	34.40	34.60	34.50
9-Oct	67.60	67.80	67.70	9-Dec	33.00	33.20	33.10
10-Oct	60.90	61.10	61.00	10-Dec	33.15	33.35	33.25
11-Oct				11-Dec	37.40	37.60	37.50
12-Oct				12-Dec	36.60	36.80	36.70
13-Oct	62.10	62.30	62.20	13-Dec			
14-Oct	60.75	60.95	60.85	14-Dec			
15-Oct	57.90	58.10	58.00	15-Dec	35.15	35.35	35.25
16-Oct	52.75	52.95	52.85	16-Dec	35.60	35.80	35.70
17-Oct	53.90	54.10	54.00	17-Dec	35.25	35.45	35.35
18-Oct				18-Dec	33.80	34.00	33.90
19-Oct				19-Dec	34.35	34.55	34.45
20-Oct	56.35	56.55	56.45	20-Dec			
21-Oct	55.20	55.40	55.30	21-Dec			
22-Oct	50.45	50.65	50.55	22-Dec	32.35	32.55	32.45
23-Oct	50.40	50.60	50.50	23-Dec	32.00	32.20	32.10
24-Oct	46.60	46.80	46.70	24-Dec	28.30	28.50	28.40
25-Oct				25-Dec			
26-Oct				26-Dec			
27-Oct	45.70	45.90	45.80	27-Dec			
28-Oct	45.65	45.85	45.75	28-Dec			
29-Oct	49.55	49.75	49.65	29-Dec	32.25	32.45	32.35
30-Oct	47.45	47.65	47.55	30-Dec	32.35	32.55	32.45
31-Oct	48.20	48.40	48.30	31-Dec	35.55	35.75	35.65

AVG => 59.050

47 p.1

AVG => 34.069

47 p.1



47/2

47/2

**Progress Energy Florida  
Market Settlement Rates**

**12 Month Period Ending Aug. 15, 2009  
Docket # 090001-EI**

*AM*  
*9/10/09*  
*Jun 9/3*

	lo	hi	mid		lo	hi	mid
<b>4/1/09</b>	39.80	40.00	39.90	<b>6/1/09</b>	60.90	61.10	61.00
2-Apr	43.65	43.85	43.75	2-Jun	59.55	59.75	59.65
3-Apr	44.30	44.50	44.40	3-Jun	58.25	58.45	58.35
4-Apr				4-Jun	60.75	60.95	60.85
5-Apr				5-Jun	60.75	60.95	60.85
6-Apr	44.70	44.90	44.80	6-Jun			
7-Apr	44.70	44.90	44.80	7-Jun			
8-Apr	45.30	45.50	45.40	8-Jun	60.65	60.85	60.75
9-Apr	46.75	46.95	46.85	9-Jun	61.35	61.55	61.45
10-Apr				10-Jun	62.00	62.20	62.10
11-Apr				11-Jun	62.35	62.55	62.45
12-Apr				12-Jun	60.85	61.05	60.95
13-Apr	45.55	45.75	45.65	13-Jun			
14-Apr	45.10	45.30	45.20	14-Jun			
15-Apr	45.40	45.60	45.50	15-Jun	58.00	58.20	58.10
16-Apr	45.80	46.00	45.90	16-Jun	57.95	58.15	58.05
17-Apr	45.55	45.75	45.65	17-Jun	58.90	59.10	59.00
18-Apr				18-Jun	60.15	60.35	60.25
19-Apr				19-Jun	60.20	60.40	60.30
20-Apr	42.50	42.70	42.60	20-Jun			
21-Apr	42.25	42.45	42.35	21-Jun			
22-Apr	42.80	43.00	42.90	22-Jun	58.20	58.40	58.30
23-Apr	42.90	43.10	43.00	23-Jun	59.90	60.10	60.00
24-Apr	46.15	46.35	46.25	24-Jun	59.70	59.90	59.80
25-Apr				25-Jun	61.35	61.55	61.45
26-Apr				26-Jun	61.15	61.35	61.25
27-Apr	44.65	44.85	44.75	27-Jun			
28-Apr	44.40	44.60	44.50	28-Jun			
29-Apr	45.55	45.75	45.65	29-Jun	62.75	62.95	62.85
30-Apr	46.65	46.85	46.75	30-Jun	62.40	62.60	62.50

AVG => 44.598 *47 p.1*

AVG => 60.466 *47 p.1*



*47/3*



*Document Request #773*

*47/3*

Progress Energy Florida  
Market Settlement Rates

12 Month Period Ending Aug. 15, 2009  
Docket # 090001-EI

RAM  
a/b/g  
JUN 9/13

light oil (#2)

	lo	hi	mid
7/1/09	1.6771	1.6821	1.6796
2-Jul	1.6285	1.6335	1.6310
3-Jul			
4-Jul			
5-Jul			
6-Jul	1.5481	1.5531	1.5506
7-Jul	1.5214	1.5264	1.5239
8-Jul	1.4691	1.4741	1.4716
9-Jul	1.4757	1.4807	1.4782
10-Jul	1.4749	1.4799	1.4774
11-Jul			
12-Jul			
13-Jul	1.4446	1.4496	1.4471
14-Jul	1.4598	1.4623	1.4611
15-Jul	1.5448	1.5498	1.5473
16-Jul	1.5579	1.5629	1.5604
17-Jul	1.6134	1.6184	1.6159
18-Jul			
19-Jul			
20-Jul	1.6436	1.6486	1.6461
21-Jul	1.6609	1.6684	1.6647
22-Jul	1.6837	1.6887	1.6862
23-Jul	1.7384	1.7434	1.7409
24-Jul	1.7534	1.7584	1.7559
25-Jul			
26-Jul			
27-Jul	1.7684	1.7734	1.7709
28-Jul	1.7435	1.7485	1.7460
29-Jul	1.6347	1.6397	1.6372
30-Jul	1.7381	1.7401	1.7391
31-Jul	1.7795	1.7845	1.7820

AVG => 1.6188 x 42 gallons = \$ 67.9896 / barrel ✓  
47 p.l



47/4

PBC SOURCE Document Request #13

47/4



**Progress Energy Florida  
Hedging Report Data  
12 Month Period Ending Aug. 15, 2009  
Docket # 090001-EI**

*RAM  
9/1/09  
June 9/3*

*CONFIDENTIAL*

PEF #6 Oil Hedging Status 2008

Physical/ Financial	Instrument	Month	Z Key	Counterparty	Market	Location	Volume	Fixed Price (\$/Bbl)	Market Scan Biz Average (\$/Bbl)	Savings/Cost on Hedge	Actual/Projected Burns	% Hedged
Financial	FIXED FINANCIAL OPTION	8/1/2008	1284308		NYHRBR	NO61			\$95.9690			
Financial	FIXED FINANCIAL OPTION	8/1/2008	1361199		NYHRBR	NO61			\$95.9690			
Financial	FIXED FINANCIAL OPTION	8/1/2008	1366969		NYHRBR	NO61			\$95.9690			
Financial	FIXED FINANCIAL OPTION	8/1/2008	1396410		NYHRBR	NO61			\$95.9690			
Financial	FIXED SWAP	8/1/2008	1119817		NYHRBR	NO61			\$95.9690			
Financial	FIXED SWAP	8/1/2008	1120022		NYHRBR	NO61			\$95.9690			
Financial	FIXED SWAP	8/1/2008	1120141		NYHRBR	NO61			\$95.9690			
Financial	FIXED SWAP	8/1/2008	1175359		NYHRBR	NO61			\$95.9690			
Financial	FIXED SWAP	8/1/2008	1197451		NYHRBR	NO61			\$95.9690			
Financial	FIXED SWAP	8/1/2008	1235893		NYHRBR	NO61			\$95.9690			
Financial	FIXED SWAP	8/1/2008	1238179		NYHRBR	NO61			\$95.9690			
Financial	FIXED SWAP	8/1/2008	1238314		NYHRBR	NO61			\$95.9690			
Financial	FIXED SWAP	8/1/2008	1244177		NYHRBR	NO61			\$95.9690			
Financial	FIXED SWAP	8/1/2008	1351103		NYHRBR	NO61			\$95.9690			
Financial	FIXED SWAP	8/1/2008	1366907		NYHRBR	NO61			\$95.9690			
Financial	FIXED SWAP	8/1/2008	1396398		NYHRBR	NO61			\$95.9690			
Financial	FIXED SWAP	8/1/2008	1645404		NYHRBR	NO61			\$95.9690			
Financial	FIXED SWAP	8/1/2008	1933607		USGLF	NO63			\$97.4670			
Financial	FIXED SWAP	8/1/2008	2038387		USGLF	NO63			\$97.4670			
Financial	FIXED SWAP	8/1/2008	2062951		NYHRBR	NO61			\$95.9690			
Financial	FIXED SWAP	8/1/2008	2070441		USGLF	NO63			\$97.4670			
Financial	FIXED SWAP	8/1/2008	2072541		NYHRBR	NO61			\$95.9690			
Financial	FIXED SWAP	8/1/2008	2075390		NYHRBR	NO61			\$95.9690			
Financial	FIXED SWAP	8/1/2008	2078229		USGLF	NO63			\$97.4670			
Financial	FIXED SWAP	8/1/2008	2084273		USGLF	NO63			\$97.4670			
Financial	FIXED SWAP	8/1/2008	2084290		USGLF	NO63			\$97.4670			
Financial	FIXED SWAP	8/1/2008	2085068		NYHRBR	NO61			\$95.9690			
Financial	FIXED SWAP	8/1/2008	2085321		USGLF	NO63			\$97.4670			
Financial	FIXED SWAP	8/1/2008	2090326		NYHRBR	NO61			\$95.9690			
Financial	FIXED SWAP	8/1/2008	2094239		NYHRBR	NO61			\$95.9690			
Financial	FIXED SWAP	8/1/2008	2096746		NYHRBR	NO61			\$95.9690			
Financial	FIXED SWAP	8/1/2008	2101743		NYHRBR	NO61			\$95.9690			
Financial	FIXED SWAP	8/1/2008	2102051		NYHRBR	NO61			\$95.9690			
Financial	FIXED SWAP	8/1/2008	2110509		USGLF	NO63			\$97.4670			
Financial	FIXED SWAP	8/1/2008	2115576		NYHRBR	NO61			\$95.9690			
Financial	FIXED SWAP	8/1/2008	2115802		NYHRBR	NO61			\$95.9690			
Financial	FIXED SWAP	8/1/2008	2125499		USGLF	NO63			\$97.4670			
Financial	FIXED SWAP	8/1/2008	2128571		NYHRBR	NO61			\$95.9690			
Financial	FIXED SWAP	8/1/2008	2202979		NYHRBR	NO61			\$95.9690			
Financial	FIXED SWAP	8/1/2008	2203884		NYHRBR	NO61			\$95.9690			
Financial	FIXED SWAP	8/1/2008	2208616		USGLF	NO63			\$97.4670			
Financial	FIXED SWAP	8/1/2008	2219502		NYHRBR	NO61			\$95.9690			
Financial	FIXED SWAP	8/1/2008	2235882		USGLF	NO63			\$97.4670			
Financial	FIXED SWAP	8/1/2008	2243429		NYHRBR	NO61			\$95.9690			
Financial	FIXED SWAP	8/1/2008	2243446		NYHRBR	NO61			\$95.9690			
Financial	FIXED SWAP	8/1/2008	2243843		NYHRBR	NO61			\$95.9690			
Financial	FIXED SWAP	8/1/2008	2243854		NYHRBR	NO61			\$95.9690			
Financial	FIXED SWAP	8/1/2008	2245145		NYHRBR	NO61			\$95.9690			
Financial	FIXED SWAP	8/1/2008	2268744		NYHRBR	NO61			\$95.9690			
Financial	FIXED SWAP	8/1/2008	2271550		NYHRBR	NO61			\$95.9690			
Financial	FIXED SWAP	8/1/2008	2273565		NYHRBR	NO61			\$95.9690			
Financial	FIXED SWAP	8/1/2008	2284346		NYHRBR	NO61			\$95.9690			
Financial	FIXED SWAP	8/1/2008	2303552		USGLF	NO63			\$97.4670			
Financial	FIXED SWAP	8/1/2008	2309006		NYHRBR	NO61			\$95.9690			
Financial	FIXED SWAP	8/1/2008	2311604		NYHRBR	NO61			\$95.9690			
Financial	FIXED SWAP	8/1/2008	2318590		NYHRBR	NO61			\$95.9690			
Financial	FIXED SWAP	8/1/2008	2319250		NYHRBR	NO61			\$95.9690			
Financial	FIXED SWAP	8/1/2008	2319263		NYHRBR	NO61			\$95.9690			
Financial	FIXED SWAP	8/1/2008	2348758		NYHRBR	NO61			\$95.9690			
Financial	FIXED SWAP	8/1/2008	2356675		NYHRBR	NO61			\$95.9690			
Financial	FIXED SWAP	8/1/2008	2360958		NYHRBR	NO61			\$95.9690			
Financial	FIXED SWAP	8/1/2008	2364174		NYHRBR	NO61			\$95.9690			
Financial	FIXED SWAP	8/1/2008	2366918		NYHRBR	NO61			\$95.9690			
Financial	FIXED SWAP	8/1/2008	2406890		NYHRBR	NO61			\$95.9690			
Financial	FIXED SWAP	8/1/2008	2409304		NYHRBR	NO61			\$95.9690			
Financial	FIXED SWAP	8/1/2008	2416591		NYHRBR	NO61			\$95.9690			
Financial	FIXED SWAP	8/1/2008	2431982		NYHRBR	NO61			\$95.9690			
Financial	FIXED SWAP	8/1/2008	2432578		NYHRBR	NO61			\$95.9690			
Financial	FIXED SWAP	8/1/2008	2441149		NYHRBR	NO61			\$95.9690			
Financial	FIXED SWAP	8/1/2008	2441160		NYHRBR	NO61			\$95.9690			
Financial	FIXED SWAP	8/1/2008	2451067		NYHRBR	NO61			\$95.9690			

*4/7-1/2 2*

*Agreed to  
inclusion of settled swap results*

*V = Transactions  
Tested*



*4/7-1*

*4/7-1*

**SOURCE**



*Hedging Information  
Report*

**Progress Energy Florida  
Transaction Details  
12 Month Period Ending Aug. 15, 2009  
Docket # 090001-E1**

*RAM  
9/10/09  
JUR 9/3*

Invoice 258097-1

**Detail Credit Note**

Please be advised that the following swaps have priced out

Trade ID	Trade Date	Swap	Quantity	We Pay	You Pay	Amount Due
52153636	Jan-22-2008	Swap - We Pay "No6 1% Fuel Oil New York Harbor Cargoes" Aug 1-31, 2008, You Pay Fixed	[REDACTED]	Float [REDACTED]	Fixed [REDACTED]	[REDACTED]
51349448	Dec-06-2007	Swap - We Pay "No6 1% Fuel Oil New York Harbor Cargoes" Aug 1-31, 2008, You Pay Fixed	[REDACTED]	Float [REDACTED]	Fixed [REDACTED]	[REDACTED]
8534621	Jul-05-2007	Swap - We Pay "No6 3% Fuel Oil USCG Waterbornes" Aug 1-31, 2008, You Pay Fixed	[REDACTED]	Float [REDACTED]	Fixed [REDACTED]	[REDACTED]

*247 p1  
47-1*

Total Due From [REDACTED] in USD [REDACTED]  
Due Date: Sep-08-2008

Kindly forward your invoice at your earliest convenience so that we can process this payment promptly.



*47-1/1*

**SOURCE**



*47-1/1*



**Progress Energy Florida  
Journal Entry  
12 Month Period Ending Aug. 15, 2009  
Docket # 090001-HI**

*RAM  
9/09/09 JWR 9/13*

Swap Strike Month	Calculated Cell Enter # Oil Barrels Burned				Barrow - BA2 %	Total	Enter # Oil Barrels Burned		Error Check	Action (if any) to Inventory	Fuelworth Entry		
	AN-1 %	AN-2 %	AN-1 %	AN-2 %			AN-1	AN-2			Barrow - BA2	total	
Jan-08	392,716				201,086	593,202			OK				
Feb-08	339,226				204,888	594,114			OK				
Mar-08	139,008	38,072			201,164	197,244			OK				
Apr-08	164,011	59,820			100,324	315,155			OK				
May-08	151,671	147,077			88,578	387,327			OK				
Jun-08	182,889	180,329			192,448	555,467			OK				
Jul-08	103,814	115,120			140,450	251,394			OK				
Aug-08	103,528	105,904			182,218	371,650			OK				
Sep-08									OK				
Oct-08									OK				
Nov-08									OK				
Dec-08									OK				
<b>Total</b>													

*Instructions*

- 1) Enter Oil burn volumes as reported by plant.
- 2) Enter months realized gains and losses, for Oil Options, as reported by sale of options spreadsheet.
- 3) Review "Allocation Check" column for errors.
- 4) Record inventory adjustment to plant Oil Inventory GL account for Option results, CR for gain, DR for loss.
- 5) Account in Fuelworth is 2843015 - Reg Liability
- 6) Effective March 2008, using actual burns for each Andco tank - no longer splitting the hedge evenly between AN 1 & AN2



*477-1/2  
477-1/3*

**SOURCE**



**Progress Energy Florida  
Hedging Report Data  
12 Month Period Ending Aug. 15, 2009  
Docket # 090001-EI**

*RAM  
9/1/09  
JUN 9/13*

**CONFIDENTIAL**

Physical/ Financial	Instrument	Month	Z Key	Counterparty	Market	Location	Volume	Fixed Price (\$/Bbl)	Market Scan Biz Average (\$/Bbl)	Savings/Cost on Hedge	Actual/Projected Burns	% Hedged
Financial	FIXED FINANCIAL OPTION	9/1/2008	1288310	[REDACTED]	NYHRBR	NO61	[REDACTED]	[REDACTED]	\$83.1524	[REDACTED]	[REDACTED]	[REDACTED]
Financial	FIXED FINANCIAL OPTION	9/1/2008	1361201	[REDACTED]	NYHRBR	NO61	[REDACTED]	[REDACTED]	\$83.1524	[REDACTED]	[REDACTED]	[REDACTED]
Financial	FIXED FINANCIAL OPTION	9/1/2008	1286972	[REDACTED]	NYHRBR	NO61	[REDACTED]	[REDACTED]	\$83.1524	[REDACTED]	[REDACTED]	[REDACTED]
Financial	FIXED FINANCIAL OPTION	9/1/2008	1396413	[REDACTED]	NYHRBR	NO61	[REDACTED]	[REDACTED]	\$83.1524	[REDACTED]	[REDACTED]	[REDACTED]
Financial	FIXED SWAP	9/1/2008	1119819	[REDACTED]	NYHRBR	NO61	[REDACTED]	[REDACTED]	\$83.1524	[REDACTED]	[REDACTED]	[REDACTED]
Financial	FIXED SWAP	9/1/2008	1120024	[REDACTED]	NYHRBR	NO61	[REDACTED]	[REDACTED]	\$83.1524	[REDACTED]	[REDACTED]	[REDACTED]
Financial	FIXED SWAP	9/1/2008	1120143	[REDACTED]	NYHRBR	NO61	[REDACTED]	[REDACTED]	\$83.1524	[REDACTED]	[REDACTED]	[REDACTED]
Financial	FIXED SWAP	9/1/2008	1175361	[REDACTED]	NYHRBR	NO61	[REDACTED]	[REDACTED]	\$83.1524	[REDACTED]	[REDACTED]	[REDACTED]
Financial	FIXED SWAP	9/1/2008	1197457	[REDACTED]	NYHRBR	NO61	[REDACTED]	[REDACTED]	\$83.1524	[REDACTED]	[REDACTED]	[REDACTED]
Financial	FIXED SWAP	9/1/2008	1235895	[REDACTED]	NYHRBR	NO61	[REDACTED]	[REDACTED]	\$83.1524	[REDACTED]	[REDACTED]	[REDACTED]
Financial	FIXED SWAP	9/1/2008	1238181	[REDACTED]	NYHRBR	NO61	[REDACTED]	[REDACTED]	\$83.1524	[REDACTED]	[REDACTED]	[REDACTED]
Financial	FIXED SWAP	9/1/2008	1238316	[REDACTED]	NYHRBR	NO61	[REDACTED]	[REDACTED]	\$83.1524	[REDACTED]	[REDACTED]	[REDACTED]
Financial	FIXED SWAP	9/1/2008	1244187	[REDACTED]	NYHRBR	NO61	[REDACTED]	[REDACTED]	\$83.1524	[REDACTED]	[REDACTED]	[REDACTED]
Financial	FIXED SWAP	9/1/2008	1361109	[REDACTED]	NYHRBR	NO61	[REDACTED]	[REDACTED]	\$83.1524	[REDACTED]	[REDACTED]	[REDACTED]
Financial	FIXED SWAP	9/1/2008	1386910	[REDACTED]	NYHRBR	NO61	[REDACTED]	[REDACTED]	\$83.1524	[REDACTED]	[REDACTED]	[REDACTED]
Financial	FIXED SWAP	9/1/2008	1396400	[REDACTED]	NYHRBR	NO61	[REDACTED]	[REDACTED]	\$83.1524	[REDACTED]	[REDACTED]	[REDACTED]
Financial	FIXED SWAP	9/1/2008	1845411	[REDACTED]	NYHRBR	NO61	[REDACTED]	[REDACTED]	\$83.1524	[REDACTED]	[REDACTED]	[REDACTED]
Financial	FIXED SWAP	9/1/2008	1933809	[REDACTED]	USGLF	NO63	[REDACTED]	[REDACTED]	\$82.3610	[REDACTED]	[REDACTED]	[REDACTED]
Financial	FIXED SWAP	9/1/2008	2038369	[REDACTED]	USGLF	NO63	[REDACTED]	[REDACTED]	\$82.3610	[REDACTED]	[REDACTED]	[REDACTED]
Financial	FIXED SWAP	9/1/2008	2062953	[REDACTED]	NYHRBR	NO61	[REDACTED]	[REDACTED]	\$83.1524	[REDACTED]	[REDACTED]	[REDACTED]
Financial	FIXED SWAP	9/1/2008	2070443	[REDACTED]	USGLF	NO63	[REDACTED]	[REDACTED]	\$82.3610	[REDACTED]	[REDACTED]	[REDACTED]
Financial	FIXED SWAP	9/1/2008	2072543	[REDACTED]	NYHRBR	NO61	[REDACTED]	[REDACTED]	\$83.1524	[REDACTED]	[REDACTED]	[REDACTED]
Financial	FIXED SWAP	9/1/2008	2075392	[REDACTED]	NYHRBR	NO61	[REDACTED]	[REDACTED]	\$83.1524	[REDACTED]	[REDACTED]	[REDACTED]
Financial	FIXED SWAP	9/1/2008	2078231	[REDACTED]	USGLF	NO63	[REDACTED]	[REDACTED]	\$82.3610	[REDACTED]	[REDACTED]	[REDACTED]
Financial	FIXED SWAP	9/1/2008	2084277	[REDACTED]	USGLF	NO63	[REDACTED]	[REDACTED]	\$82.3610	[REDACTED]	[REDACTED]	[REDACTED]
Financial	FIXED SWAP	9/1/2008	2084292	[REDACTED]	USGLF	NO63	[REDACTED]	[REDACTED]	\$82.3610	[REDACTED]	[REDACTED]	[REDACTED]
Financial	FIXED SWAP	9/1/2008	2085072	[REDACTED]	NYHRBR	NO61	[REDACTED]	[REDACTED]	\$83.1524	[REDACTED]	[REDACTED]	[REDACTED]
Financial	FIXED SWAP	9/1/2008	2085325	[REDACTED]	USGLF	NO63	[REDACTED]	[REDACTED]	\$82.3610	[REDACTED]	[REDACTED]	[REDACTED]
Financial	FIXED SWAP	9/1/2008	2090329	[REDACTED]	NYHRBR	NO61	[REDACTED]	[REDACTED]	\$83.1524	[REDACTED]	[REDACTED]	[REDACTED]
Financial	FIXED SWAP	9/1/2008	2094241	[REDACTED]	NYHRBR	NO61	[REDACTED]	[REDACTED]	\$83.1524	[REDACTED]	[REDACTED]	[REDACTED]
Financial	FIXED SWAP	9/1/2008	2096748	[REDACTED]	NYHRBR	NO61	[REDACTED]	[REDACTED]	\$83.1524	[REDACTED]	[REDACTED]	[REDACTED]
Financial	FIXED SWAP	9/1/2008	2101745	[REDACTED]	NYHRBR	NO61	[REDACTED]	[REDACTED]	\$83.1524	[REDACTED]	[REDACTED]	[REDACTED]
Financial	FIXED SWAP	9/1/2008	2102053	[REDACTED]	NYHRBR	NO61	[REDACTED]	[REDACTED]	\$83.1524	[REDACTED]	[REDACTED]	[REDACTED]
Financial	FIXED SWAP	9/1/2008	2110513	[REDACTED]	USGLF	NO63	[REDACTED]	[REDACTED]	\$82.3610	[REDACTED]	[REDACTED]	[REDACTED]
Financial	FIXED SWAP	9/1/2008	2115580	[REDACTED]	NYHRBR	NO61	[REDACTED]	[REDACTED]	\$83.1524	[REDACTED]	[REDACTED]	[REDACTED]
Financial	FIXED SWAP	9/1/2008	2115604	[REDACTED]	NYHRBR	NO61	[REDACTED]	[REDACTED]	\$83.1524	[REDACTED]	[REDACTED]	[REDACTED]
Financial	FIXED SWAP	9/1/2008	2125501	[REDACTED]	USGLF	NO63	[REDACTED]	[REDACTED]	\$82.3610	[REDACTED]	[REDACTED]	[REDACTED]
Financial	FIXED SWAP	9/1/2008	2128573	[REDACTED]	NYHRBR	NO61	[REDACTED]	[REDACTED]	\$83.1524	[REDACTED]	[REDACTED]	[REDACTED]
Financial	FIXED SWAP	9/1/2008	2202980	[REDACTED]	NYHRBR	NO61	[REDACTED]	[REDACTED]	\$83.1524	[REDACTED]	[REDACTED]	[REDACTED]
Financial	FIXED SWAP	9/1/2008	2203686	[REDACTED]	NYHRBR	NO61	[REDACTED]	[REDACTED]	\$83.1524	[REDACTED]	[REDACTED]	[REDACTED]
Financial	FIXED SWAP	9/1/2008	2208618	[REDACTED]	USGLF	NO63	[REDACTED]	[REDACTED]	\$82.3610	[REDACTED]	[REDACTED]	[REDACTED]
Financial	FIXED SWAP	9/1/2008	2219504	[REDACTED]	NYHRBR	NO61	[REDACTED]	[REDACTED]	\$83.1524	[REDACTED]	[REDACTED]	[REDACTED]
Financial	FIXED SWAP	9/1/2008	2238884	[REDACTED]	USGLF	NO63	[REDACTED]	[REDACTED]	\$82.3610	[REDACTED]	[REDACTED]	[REDACTED]
Financial	FIXED SWAP	9/1/2008	2243431	[REDACTED]	NYHRBR	NO61	[REDACTED]	[REDACTED]	\$83.1524	[REDACTED]	[REDACTED]	[REDACTED]
Financial	FIXED SWAP	9/1/2008	2243450	[REDACTED]	NYHRBR	NO61	[REDACTED]	[REDACTED]	\$83.1524	[REDACTED]	[REDACTED]	[REDACTED]
Financial	FIXED SWAP	9/1/2008	2243845	[REDACTED]	NYHRBR	NO61	[REDACTED]	[REDACTED]	\$83.1524	[REDACTED]	[REDACTED]	[REDACTED]
Financial	FIXED SWAP	9/1/2008	2243856	[REDACTED]	NYHRBR	NO61	[REDACTED]	[REDACTED]	\$83.1524	[REDACTED]	[REDACTED]	[REDACTED]
Financial	FIXED SWAP	9/1/2008	2245149	[REDACTED]	NYHRBR	NO61	[REDACTED]	[REDACTED]	\$83.1524	[REDACTED]	[REDACTED]	[REDACTED]
Financial	FIXED SWAP	9/1/2008	2284347	[REDACTED]	NYHRBR	NO61	[REDACTED]	[REDACTED]	\$83.1524	[REDACTED]	[REDACTED]	[REDACTED]
Financial	FIXED SWAP	9/1/2008	2319252	[REDACTED]	NYHRBR	NO61	[REDACTED]	[REDACTED]	\$83.1524	[REDACTED]	[REDACTED]	[REDACTED]
Financial	FIXED SWAP	9/1/2008	2319265	[REDACTED]	NYHRBR	NO61	[REDACTED]	[REDACTED]	\$83.1524	[REDACTED]	[REDACTED]	[REDACTED]
Financial	FIXED SWAP	9/1/2008	2348760	[REDACTED]	NYHRBR	NO61	[REDACTED]	[REDACTED]	\$83.1524	[REDACTED]	[REDACTED]	[REDACTED]
Financial	FIXED SWAP	9/1/2008	2356677	[REDACTED]	NYHRBR	NO61	[REDACTED]	[REDACTED]	\$83.1524	[REDACTED]	[REDACTED]	[REDACTED]
Financial	FIXED SWAP	9/1/2008	2360961	[REDACTED]	NYHRBR	NO61	[REDACTED]	[REDACTED]	\$83.1524	[REDACTED]	[REDACTED]	[REDACTED]
Financial	FIXED SWAP	9/1/2008	2364176	[REDACTED]	NYHRBR	NO61	[REDACTED]	[REDACTED]	\$83.1524	[REDACTED]	[REDACTED]	[REDACTED]
Financial	FIXED SWAP	9/1/2008	2368919	[REDACTED]	NYHRBR	NO61	[REDACTED]	[REDACTED]	\$83.1524	[REDACTED]	[REDACTED]	[REDACTED]
Financial	FIXED SWAP	9/1/2008	2408891	[REDACTED]	NYHRBR	NO61	[REDACTED]	[REDACTED]	\$83.1524	[REDACTED]	[REDACTED]	[REDACTED]
Financial	FIXED SWAP	9/1/2008	2409306	[REDACTED]	NYHRBR	NO61	[REDACTED]	[REDACTED]	\$83.1524	[REDACTED]	[REDACTED]	[REDACTED]
Financial	FIXED SWAP	9/1/2008	2416593	[REDACTED]	NYHRBR	NO61	[REDACTED]	[REDACTED]	\$83.1524	[REDACTED]	[REDACTED]	[REDACTED]
Financial	FIXED SWAP	9/1/2008	2431993	[REDACTED]	NYHRBR	NO61	[REDACTED]	[REDACTED]	\$83.1524	[REDACTED]	[REDACTED]	[REDACTED]
Financial	FIXED SWAP	9/1/2008	2432579	[REDACTED]	NYHRBR	NO61	[REDACTED]	[REDACTED]	\$83.1524	[REDACTED]	[REDACTED]	[REDACTED]
Financial	FIXED SWAP	9/1/2008	2441151	[REDACTED]	NYHRBR	NO61	[REDACTED]	[REDACTED]	\$83.1524	[REDACTED]	[REDACTED]	[REDACTED]
Financial	FIXED SWAP	9/1/2008	2441162	[REDACTED]	NYHRBR	NO61	[REDACTED]	[REDACTED]	\$83.1524	[REDACTED]	[REDACTED]	[REDACTED]
Financial	FIXED SWAP	9/1/2008	2451069	[REDACTED]	NYHRBR	NO61	[REDACTED]	[REDACTED]	\$83.1524	[REDACTED]	[REDACTED]	[REDACTED]

*Sum of swaps*

*Sum of swaps*

*4/7-2/6*




*(A) No counterparty invoice for option amortization (see spreadsheet).*

*✓ = Transactions Tested*

*(A) [REDACTED]  
(B) + [REDACTED]  
(C) [REDACTED]*

*4/7-2*



**BC SOURCE** Hedging Information Report

*4/7-2*



Progress Energy Florida  
Transaction Details  
12 Month Period Ending Aug. 15, 2009  
Docket # 090001-El

4/7-2/2

REDACTED

REF # 5233399A001

PAGE 3 OF 4

4/7-2/2

SOURCE



4/7-2/2

Progress Energy Florida  
Transaction Details  
12 Month Period Ending Aug. 15, 2009  
Docket # 090001-EI

RAM 9/10/09 JUN 9/13

1406  
Time Stamp 12 20 05  
Phone 1026

Oil Supply Trade Ticket  
Proprietary & Confidential

Business Unit: PEF

Month: CAL 2008 Beginning Date: [REDACTED] Ending Date: [REDACTED]

Transaction Direction: \_\_\_\_\_ Purchase \_\_\_\_\_  Sale PUT

Counterparty: [REDACTED] [REDACTED]

Volume: [REDACTED] Price: \$ [REDACTED] Type: \_\_\_\_\_ Index \_\_\_\_\_ Fixed 4.7  
DARRELS PER MONTH

Location: BARTOW PLANT \_\_\_\_\_ North \_\_\_\_\_ South

Grade: 6 Sulfur Content % 1



Type of Transport: \_\_\_\_\_ Barge \_\_\_\_\_ Truck \_\_\_\_\_ Pipeline

Reason of Initiation: \_\_\_\_\_ Hedge (Physical)  Hedge (Financial) \_\_\_\_\_ Other (Physical) \_\_\_\_\_ Other (Financial)

**Comments:**  
GROUP NUM ASW 598  
Z-KEY 1396404  
6406  
6408  
6410  
6413

Oil Manager: Martin Accone

White Copy: Oil Manager Orange Copy: Reporting Yellow Copy: Back Office

477-2/2

SOURCE



477-2/3



Progress Energy Florida  
Transaction Details  
12 Month Period Ending Aug. 15, 2009  
Docket # 090001-EI

RAM  
9/09  
Sur 9/3

REDACTED

From: 02074994683 To: 90018195463258 Page: 2/2 Date: 08/17/2009 15:21:10

47-47

SOURCE



47-2/4

Progress Energy Florida  
Transaction Details  
12 Month Period Ending Aug. 15, 2009  
Docket # 090001-E1

RAM  
9/10/09  
Jud 9/13

APR-29-2008 10:36

MERM LTD USA

212 878 6756 P.03/05

REDACTED

4/7-2/5

SOURCE



4/7-2/5

**Progress Energy Florida  
Journal Entries  
12 Month Period Ending Aug. 15, 2009  
Docket # 090001-E**

*RAM*  
*9/10/09*  
*Jurals*

Swap Settle Month	Allocation of Settled Swap Realized to # 6 Oil Plant Inventory			Error Check			Action Dr or Cr 11/10/07
	Ande - ANI	Ande - AN-2	Barrow - BA2 %	Allocation Check	AN-1	AN-2	
Jan-08	382,116			OK			
Feb-08	319,228			OK			
Mar-08	139,008			OK			
Apr-08	184,011			OK			
May-08	151,931			OK			
Jun-08	182,489			OK			
Jul-08	105,674			OK			
Aug-08	101,528			OK			
Sep-08	103,328			OK			
Oct-08	123,140			OK			
Nov-08	123,140			OK			
Dec-08				OK			
<b>Total</b>	<b>382,116</b>	<b>38,072</b>	<b>201,086</b>	<b>OK</b>	<b>583,202</b>	<b>594,114</b>	<b>197,244</b>

- Instructions:**
- 1) Enter Oil Burn volumes as reported by plant.
  - 2) Enter months realized gains and losses; for 6 Oil Swaps, as reported by trade system.
  - 3) Review Allocation Check column for errors.
  - 4) Record necessary adjustment to plant 6 Oil Inventory Q/L account for Swap results, CR for gain, DR for loss.
  - 5) Effective March 2008, using actual burns for each Ande line - no longer splitting the hedge evenly bwn AN1 & AN2
  - 6) Effective April 2008, using account number 143031D for gains

*EO's = \$ [redacted]*  
*his to sum of Sept. 08*  
*Oil #6 swap transactions*  
*within a material amount*



*47-2/6*  
*47-2/6*

**Progress Energy Florida  
Hedging Report Data  
12 Month Period Ending Aug. 15, 2009  
Docket # 090001-EI**

*RAW  
9/1/09 JWR 1/2*

*CONFIDENTIAL*

Physical/ Financial	Instrument	Month	Z Key	Counterparty	Market	Location	Volume	Fixed Price (\$/Bbl)	Market Scan Bid Average (\$/Bbl)	Savings/Cost on Hedge	Actual/Projected Burns	% Hedged
Financial	FIXED FINANCIAL OPTION	10/1/2008	1288312		NYHRBR	NO61			\$59.0500			
Financial	FIXED FINANCIAL OPTION	10/1/2008	1361203		NYHRBR	NO61			\$59.0500			
Financial	FIXED FINANCIAL OPTION	10/1/2008	1386974		NYHRBR	NO61			\$59.0500	47-3/8		
Financial	FIXED SWAP	10/1/2008	1119821		NYHRBR	NO61			\$59.0500		217-3/5	
Financial	FIXED SWAP	10/1/2008	1120028		NYHRBR	NO61			\$59.0500		47-3/4	
Financial	FIXED SWAP	10/1/2008	1120145		NYHRBR	NO61			\$59.0500		47-3/5	
Financial	FIXED SWAP	10/1/2008	1175363		NYHRBR	NO61			\$59.0500			
Financial	FIXED SWAP	10/1/2008	1197462		NYHRBR	NO61			\$59.0500			
Financial	FIXED SWAP	10/1/2008	1235897		NYHRBR	NO61			\$59.0500			
Financial	FIXED SWAP	10/1/2008	1238183		NYHRBR	NO61			\$59.0500			
Financial	FIXED SWAP	10/1/2008	1238318		NYHRBR	NO61			\$59.0500			
Financial	FIXED SWAP	10/1/2008	1244189		NYHRBR	NO61			\$59.0500			
Financial	FIXED SWAP	10/1/2008	1361111		NYHRBR	NO61			\$59.0500			
Financial	FIXED SWAP	10/1/2008	1386912		NYHRBR	NO61			\$59.0500		47-3/4	
Financial	FIXED SWAP	10/1/2008	1845429		NYHRBR	NO61			\$59.0500			
Financial	FIXED SWAP	10/1/2008	2062955		NYHRBR	NO61			\$59.0500			
Financial	FIXED SWAP	10/1/2008	2070445		USGLF	NO63			\$56.3410			
Financial	FIXED SWAP	10/1/2008	2072550		NYHRBR	NO61			\$59.0500			
Financial	FIXED SWAP	10/1/2008	2075395		NYHRBR	NO61			\$59.0500			
Financial	FIXED SWAP	10/1/2008	2078235		USGLF	NO63			\$56.3410			
Financial	FIXED SWAP	10/1/2008	2098750		NYHRBR	NO61			\$59.0500			
Financial	FIXED SWAP	10/1/2008	2101747		NYHRBR	NO61			\$59.0500			
Financial	FIXED SWAP	10/1/2008	2102055		NYHRBR	NO61			\$59.0500			
Financial	FIXED SWAP	10/1/2008	2110515		USGLF	NO63			\$56.3410			
Financial	FIXED SWAP	10/1/2008	2115582		NYHRBR	NO61			\$59.0500			
Financial	FIXED SWAP	10/1/2008	2115606		NYHRBR	NO61			\$59.0500			
Financial	FIXED SWAP	10/1/2008	2128575		NYHRBR	NO61			\$59.0500		47-3/4	
Financial	FIXED SWAP	10/1/2008	2245151		NYHRBR	NO61			\$59.0500			
Financial	FIXED FINANCIAL OPTION	11/1/2008	1288314		NYHRBR	NO61			\$40.1389			
Financial	FIXED FINANCIAL OPTION	11/1/2008	1361205		NYHRBR	NO61			\$40.1389			
Financial	FIXED FINANCIAL OPTION	11/1/2008	1386978		NYHRBR	NO61			\$40.1389			
Financial	FIXED SWAP	11/1/2008	1119823		NYHRBR	NO61			\$40.1389			
Financial	FIXED SWAP	11/1/2008	1120028		NYHRBR	NO61			\$40.1389			
Financial	FIXED SWAP	11/1/2008	1120147		NYHRBR	NO61			\$40.1389			
Financial	FIXED SWAP	11/1/2008	1175365		NYHRBR	NO61			\$40.1389			
Financial	FIXED SWAP	11/1/2008	1197466		NYHRBR	NO61			\$40.1389			
Financial	FIXED SWAP	11/1/2008	1235899		NYHRBR	NO61			\$40.1389			
Financial	FIXED SWAP	11/1/2008	1238188		NYHRBR	NO61			\$40.1389			
Financial	FIXED SWAP	11/1/2008	1238320		NYHRBR	NO61			\$40.1389			
Financial	FIXED SWAP	11/1/2008	1244191		NYHRBR	NO61			\$40.1389			
Financial	FIXED SWAP	11/1/2008	1361113		NYHRBR	NO61			\$40.1389			
Financial	FIXED SWAP	11/1/2008	1386914		NYHRBR	NO61			\$40.1389			
Financial	FIXED SWAP	11/1/2008	1845433		NYHRBR	NO61			\$40.1389			
Financial	FIXED SWAP	11/1/2008	2062957		NYHRBR	NO61			\$40.1389			
Financial	FIXED SWAP	11/1/2008	2070447		USGLF	NO63			\$31.2750			
Financial	FIXED SWAP	11/1/2008	2072554		NYHRBR	NO61			\$40.1389			
Financial	FIXED SWAP	11/1/2008	2075398		NYHRBR	NO61			\$40.1389			
Financial	FIXED SWAP	11/1/2008	2078238		USGLF	NO63			\$31.2750			
Financial	FIXED SWAP	11/1/2008	2110517		USGLF	NO63			\$31.2750			
Financial	FIXED SWAP	11/1/2008	2115584		NYHRBR	NO61			\$40.1389			
Financial	FIXED SWAP	11/1/2008	2115609		NYHRBR	NO61			\$40.1389			
Financial	FIXED SWAP	11/1/2008	2128577		NYHRBR	NO61			\$40.1389			
Financial	FIXED FINANCIAL OPTION	12/1/2008	1288316		NYHRBR	NO61			\$34.0690			
Financial	FIXED FINANCIAL OPTION	12/1/2008	1361207		NYHRBR	NO61			\$34.0690			
Financial	FIXED FINANCIAL OPTION	12/1/2008	1386978		NYHRBR	NO61			\$34.0690			
Financial	FIXED SWAP	12/1/2008	1119825		NYHRBR	NO61			\$34.0690			
Financial	FIXED SWAP	12/1/2008	1120030		NYHRBR	NO61			\$34.0690			
Financial	FIXED SWAP	12/1/2008	1120149		NYHRBR	NO61			\$34.0690			
Financial	FIXED SWAP	12/1/2008	1175367		NYHRBR	NO61			\$34.0690			
Financial	FIXED SWAP	12/1/2008	1197469		NYHRBR	NO61			\$34.0690			
Financial	FIXED SWAP	12/1/2008	1235901		NYHRBR	NO61			\$34.0690			
Financial	FIXED SWAP	12/1/2008	1238188		NYHRBR	NO61			\$34.0690			
Financial	FIXED SWAP	12/1/2008	1238322		NYHRBR	NO61			\$34.0690			
Financial	FIXED SWAP	12/1/2008	1244193		NYHRBR	NO61			\$34.0690			
Financial	FIXED SWAP	12/1/2008	1361115		NYHRBR	NO61			\$34.0690			
Financial	FIXED SWAP	12/1/2008	1386916		NYHRBR	NO61			\$34.0690			
Financial	FIXED SWAP	12/1/2008	1845437		NYHRBR	NO61			\$34.0690			
Financial	FIXED SWAP	12/1/2008	2062959		NYHRBR	NO61			\$34.0690			
Financial	FIXED SWAP	12/1/2008	2070449		USGLF	NO63			\$30.8860			
Financial	FIXED SWAP	12/1/2008	2072556		NYHRBR	NO61			\$34.0690			
Financial	FIXED SWAP	12/1/2008	2075400		NYHRBR	NO61			\$34.0690			
Financial	FIXED SWAP	12/1/2008	2078240		USGLF	NO63			\$30.8860			
Financial	FIXED SWAP	12/1/2008	2110519		USGLF	NO63			\$30.8860			
Financial	FIXED SWAP	12/1/2008	2115586		NYHRBR	NO61			\$34.0690			
Financial	FIXED SWAP	12/1/2008	2115611		NYHRBR	NO61			\$34.0690			
Financial	FIXED SWAP	12/1/2008	2128579		NYHRBR	NO61			\$34.0690			

*47-3/8*

*47-3/4*

*47-3/4*

*47-3/8*



*✓ = Transactions Tested*

*47-3*

*Hedging SOURCE*



*47-3*

Progress Energy Florida  
 Journal Entries  
 12 Month Period Ending Aug. 15, 2009  
 Docket # 090001-F1

RAM  
 9/10/09

Input Cell		Calculated Cell		Allocation of Settled Swap Results to #6 Oil Plant Inventory																	
Enter # 6 Oil Barrels Burned				Enter Swaps Gains/Losses						Plant Inventory Allocation				Error Check		Action		Fuelworks Entry			
Swap Settle Month	Andcote - AN1	Andcote - AN2	Barlow - BA2	Total	Receivable/Gains	Payable/Losses	Net Gain/Loss	AN-1	AN-2	Barlow - BA2	Allocation Check	Allocation	Allocation	Allocation	Allocation	Allocation	AN-1	AN-2	BA-2	Totals	
Jan-08	392,116		201,086	593,202																	
Feb-08	369,228		204,888	594,114																	
Mar-08	139,008	38,072	20,164	197,244																	
Apr-08	164,011	50,820	100,324	315,155																	
May-08	151,871	147,077	88,579	387,527																	
Jun-08	182,689	180,329	192,449	555,467																	
Jul-08	105,814	115,120	146,450	367,384																	
Aug-08	103,528	105,804	162,218	371,550																	
Sep-08	123,140	121,187	135,900	380,227																	
Oct-08	123,140	121,187	135,900	380,227																	
Nov-08	92,833	124,216	147,809	364,858																	
Dec-08	92,833	124,216	147,809	364,858																	

- Instructions
- 1) Enter 6 Oil burn volumes as reported by plant.
  - 2) Enter months realized gains and losses, for 6 Oil Swaps, as reported by trade system.
  - 3) Review "Allocation Check" column for errors.
  - 4) Record inventory adjustment to plant 6 Oil Inventory G/L account for Swap results. CR for gain, OR for loss.
  - 5) Effective March 2008, using actual burns for each Andcote tank - no longer splitting the hedge evenly btwn AN 1 & AN2
  - 6) Effective April 2008, using account number 14303TD for gains.



S:\RFD Accounting\PEF Oil\Fuelworks close\PEF 2008\Oct 08\#6 Oil Swaps- Settle 10.03.xls  
 #6 Oil Allocation New

**PBC**  
**SOURCE**

Handwritten notes: 1/6-6/17, 47-3

**Progress Energy Florida  
Journal Entries  
12 Month Period Ending Aug. 15, 2009  
Docket # 090001-El**

RAM  
9/09  
JUR 9/13

2/8-L17

Month	AN:1	%	AN:2	%	Borrow - BA2	%	Total	Receive/Gain/ Payable/Losses (enter as positive) (enter as positive) Net Gain/Loss	Plant Inventory \$ Allocation	AN:1	AN:2	Borrow - BA2	Total
Jan-08	302,116				201,086		503,202						
Feb-08	348,236				204,888		553,124						
Mar-08	139,208		38,072		20,164		187,244						
Apr-08	164,011		50,820		100,324		315,155						
May-08	151,671		147,077		86,578		385,327						
Jun-08	182,889		160,329		192,448		535,467						
Jul-08	105,814		115,120		140,450		361,384						
Aug-08	103,528		105,604		162,216		371,350						
Sep-08	123,140		121,187		135,900		380,227						
Oct-08	92,833		124,216		147,803		364,858						
Nov-08													
Dec-08													

Methodology:  
 1) Enter 6 Oil burn volumes as reported by plant.  
 2) Enter months realized gains and losses, for 6 Oil Options, as reported by sale of options spreadsheet.  
 3) Review "Allocation Check" column for errors.  
 4) Record inventory adjustment to plant 6 Oil inventory GL account for option results: CR for gain, DR for loss.  
 5) Account in Fuelwork is 2543015 - Reg Liability.  
 6) Effective March 2008, using actual burns for each Ancile tank - no longer splitting the hedge evenly b/w AN:1 & AN:2



AN:1  
AN:2  
Borrow - BA2  
Total

47-3/2

47-3/2



Progress Energy Florida  
Transaction Details  
12 Month Period Ending Aug. 15, 2009  
Docket # 090001-EL

RAM  
9/10/09  
Aug 9/3

Time Stamp 121405  
Phone 1026

Oil Supply Trade Ticket  
Proprietary & Confidential

Business Unit: PEF

Month: Aug 2008

Beginning Date: [REDACTED]

Ending Date: [REDACTED]

Transaction Direction:

Purchase

Sale

PUT

Counterparty: [REDACTED]

Volume: [REDACTED]

Price: \$ [REDACTED]

Type:  Index

Fixed

BARRELS MONTH

Location: BARTOW PLANT

North

South

Grade: 6

Sulfur Content % 1

Type of Transport:

Barge

Truck

Pipeline

Reason of Initiation:

Hedge (Physical)

Hedge (Financial)

Other (Physical)

Other (Financial)

Comments:

GROUP NUM AST 102

Z-KEY 1386951 6969

6954 6972

6957 6974

6959 6976

6963 6978

6965

6967



Oil Manager: Martin Hummel

White Copy: Oil Manager

Orange Copy: Reporting

Yellow Copy: Back Office

Trade Ticket - Oil - 080405

47-3/3

SOURCE



47-3/3

**Summary Of Journal Entries**  
**Progress Energy Florida, Inc.**

Report Type: SUMMARY

Report Period: October 2008  
 Run Date: 8/26/2009 10:32:58AM

47-3/4

47-3/4

Progress Energy Florida  
 Journal Entry  
 12 Month Period Ending Aug. 15, 2009  
 Docket # 090001-EJ

Account	Description	Debit \$	Credit \$	Net (Dr-Cr) \$
14303TD	**** Please update table PGN_JE_ACCOUNTS ****			
1511000	Oil Inventory - Physical			
1511001	Oil Inventory - In Transit			
1511010	Coal Inventory - Physical			
1511026	Coal Inventory - In Transit			
1544001	**** Please update table PGN_JE_ACCOUNTS ****			
1866CMS	Regulatory Deferral - Mine Safety			
1866GOV	**** Please update table PGN_JE_ACCOUNTS ****			
23202TD	A/P - Oil Swap Payable			
2320AMM	**** Please update table PGN_JE_ACCOUNTS ****			
2321901	A/P Coal - Commodity			
2322001	A/P Oil - Commodity and Freight			
2322101	A/P Coal - Freight			
2543015	**** Please update table PGN_JE_ACCOUNTS ****			
5012000	Misc Fossil Expense			
5013000	Fossil Generation Expense			
5183000	Nuclear Fuel Expense			
5200000	Nuclear Non-gen Fuel Expense			
5472000	Misc CT/CC Expense			
5473000	CT/CC Generation Expense			
5480000	**** Please update table PGN_JE_ACCOUNTS ****			
5540000	**** Please update table PGN_JE_ACCOUNTS ****			
	TOTAL			

47-3  
 47-3  
 47-3



SOURCE



**Progress Energy Florida  
Journal Entry  
12 Month Period Ending Aug. 15, 2009  
Docket # 090001-EI**

RAM  
9/19/09  
JUR/13

Swap Gains Month	Allocation of Settled Options to # 6 Oil Plant Inventory				Error Check Allocation Check	Action OK (if yes) or N/A (if no)	Firework Entry												
	AN-1	AN-2	Barrow - BA2	Total			AN-1	AN-2	Barrow - BA2	Total									
Jan-08	392,116			392,116	OK														
Feb-08	389,226			389,226	OK														
Mar-08	139,008	38,872		177,880	OK														
Apr-08	164,011	50,820		214,831	OK														
May-08	151,671	147,077		298,748	OK														
Jun-08	182,889	180,329		363,218	OK														
Jul-08	105,814	115,120		220,934	OK														
Aug-08	103,528	105,904		209,432	OK														
Sep-08	123,140	121,187		244,327	OK														
Oct-08	92,833	124,216		217,049	OK														
Nov-08		196,459		196,459	OK														
Dec-08	151,527	33,459		184,986	OK														
<b>Total</b>	<b>503,202</b>	<b>594,114</b>	<b>315,152</b>	<b>1,412,470</b>															

- Instructions:**
- 1) Enter 6 Oil burn volumes as reported by plant.
  - 2) Enter months realized gains and losses, for 6 Oil Options, as reported by sale of options spreadsheet.
  - 3) Review Allocation Check column for errors.
  - 4) Record inventory adjustment to Plant 6 Oil Inventory G/L account for Option results. CR for gain, DR for loss.
  - 5) Account in Fuelwork is 2542015 - Reg Liability
  - 6) Effective March 2008, using actual burns for each Ancho tank - no longer splitting the hedge evenly between AN1 & AN2



AN1 (4)  
AN2 (5)  
Barrow - BA2 (6)  
Total 47-3



47-3/5

47-3/5

Progress Energy Florida  
 Transaction Details  
 12 Month Period Ending Aug. 15, 2009  
 Docket # 090001-EJ

RAM  
 AL  
 9/15/09

[Redacted]

PLEASE NOTE OUR NEW STANDARD  
 SETTLEMENT INSTRUCTIONS

01/06/2009 17:20:43

47-3/6

47-3/6

From: [Redacted]

For any information /confirmation requests, please contact the client service:

[Redacted]

Ref: 4583303



Counterpart: [Redacted]  
 FLORIDA POWER CORPORATION D/B/A PROGRESS  
 ENERGY FLORIDA, INC.  
 Attn.: Settlements  
 Fax: 0019195463258  
 Email: jill.allyson@pgnmail.com

INVOICE DUE ON 01/08/2009  
 INTERESTS/PERFORMANCES SETTLEMENTS FOR OIL

RE: Invoice for Commodities Swap in USD

Trade Date	Internal Number	External Number	Instrument Leg 0	Instrument Leg 1	Buy/Sell	First Date	Last Date	Rate Leg 0	Rate Leg 1	Original Quantity	Unit	We Pay	We Receive
10/31/2006	2899562 / 872084	C120064	PLATTS US - Fuel n6 1.0 NY Spot Cargo		S	[Redacted]	[Redacted]	[Redacted]	[Redacted]	[Redacted]	BBL		[Redacted]

	We Pay	We Receive
Total Pay/Receive in USD	[Redacted]	[Redacted]
Net Settlements in USD	[Redacted]	[Redacted]

Total Receive Settlements in USD: [Redacted]

47 p.1

Please find below our new [Redacted] settlement instruction:

Invoice ref: 4583303





Progress Energy Florida  
Journal Entries

sup 13  
RAM  
a 109

12 Month Period Ending Aug. 15, 2009  
Docket # 090001-E1

# Summary Of Journal Entries

## Progress Energy Florida, Inc.

Report Type: SUMMARY


Report Period: December 2008

Run Date: 8/26/2009 10:55:35AM

8/5-6/7  
477-318

8/5-6/7  
477-318

Account	Description	Debit \$	Credit \$	Net (Dr-Cr) \$
14303TD	**** Please update table PGN_JE_ACCOUNTS ****			
1511000	Oil Inventory - Physical			
1511001	Oil Inventory - In Transit			
1511005	Inventory Tolling Agreements			
1511010	Coal Inventory - Physical			
1511026	Coal Inventory - In Transit			
1544001	**** Please update table PGN_JE_ACCOUNTS ****			
23202TD	A/P - Oil Swap Payable			
2320AMM	**** Please update table PGN_JE_ACCOUNTS ****			
2321901	A/P Coal - Commodity			
2322001	A/P Oil - Commodity and Freight			
2322101	A/P Coal - Freight			
2543015	**** Please update table PGN_JE_ACCOUNTS ****			
5012000	Misc Fossil Expense			
5013000	Fossil Generation Expense			
5183000	Nuclear Fuel Expense			
5200000	Nuclear Non-gen Fuel Expense			
5472000	Misc CT/CC Expense			
5473000	CT/CC Generation Expense			
5480000	**** Please update table PGN_JE_ACCOUNTS ****			
	TOTAL			



£ @'s = \$ [redacted] ties to Dec. '08 hedging activity  
as total [redacted] of all swaps and options.



SOURCE

**Progress Energy Florida  
Hedging Report Data  
12 Month Period Ending Aug. 15, 2009  
Docket # 090001-E1**

RAM  
9/09 JUP 9/13

PEF #6 Oil Hedging Status 2009

CONFIDENTIAL

Month	Instrument	Month	Z Key	Trade Date	Market	Location	Volume	Fixed Price (\$/MMBtu)	Market Settlement (\$/MMBtu)	Savings/(Cost) on Hedge	Actual Monthly Burn (Generation & Tolling)	Total % Burns Hedged
1/1/2009	FIXED FINANCIAL OPTION	1/1/2009	1387013	12/14/2005	NYHRBR	NO61			\$37.4775			
1/1/2009	FIXED FINANCIAL OPTION	1/1/2009	1396458	12/20/2005	NYHRBR	NO61			\$37.4775			
1/1/2009	FIXED FINANCIAL OPTION	1/1/2009	1406062	12/28/2005	NYHRBR	NO61			\$37.4775			
1/1/2009	FIXED FINANCIAL OPTION	1/1/2009	1553607	4/27/2006	NYHRBR	NO61			\$37.4775			
1/1/2009	FIXED FINANCIAL OPTION	1/1/2009	1553649	4/27/2006	NYHRBR	NO61			\$37.4775			
1/1/2009	FIXED SWAP	1/1/2009	1386988	12/14/2005	NYHRBR	NO61			\$37.4775			
1/1/2009	FIXED SWAP	1/1/2009	1396424	12/20/2005	NYHRBR	NO61			\$37.4775			
1/1/2009	FIXED SWAP	1/1/2009	1406037	12/28/2005	NYHRBR	NO61			\$37.4775			
1/1/2009	FIXED SWAP	1/1/2009	1891807	12/7/2006	USGLF	NO63			\$38.6780			
1/1/2009	FIXED SWAP	1/1/2009	1901571	12/18/2006	USGLF	NO63			\$38.6780			
1/1/2009	FIXED SWAP	1/1/2009	2191449	6/8/2007	NYHRBR	NO61			\$37.4775			
1/1/2009	FIXED SWAP	1/1/2009	2101477	6/8/2007	NYHRBR	NO61			\$37.4775			
1/1/2009	FIXED SWAP	1/1/2009	2128584	7/10/2007	NYHRBR	NO61			\$37.4775			
1/1/2009	FIXED SWAP	1/1/2009	2203842	9/19/2007	NYHRBR	NO61			\$37.4775			
1/1/2009	FIXED SWAP	1/1/2009	2242832	10/17/2007	NYHRBR	NO61			\$37.4775			
1/1/2009	FIXED SWAP	1/1/2009	2245153	10/22/2007	NYHRBR	NO61			\$37.4775			
1/1/2009	FIXED SWAP	1/1/2009	2306160	1/10/2008	USGLF	NO63			\$38.6780			
1/1/2009	FIXED SWAP	1/1/2009	2345652	2/26/2008	NYHRBR	NO61			\$37.4775			
1/1/2009	FIXED SWAP	1/1/2009	2345693	2/26/2008	NYHRBR	NO61			\$37.4775			

Month	Instrument	Month	Z Key	Trade Date	Market	Location	Volume	Fixed Price (\$/MMBtu)	Market Settlement (\$/MMBtu)	Savings/(Cost) on Hedge	Actual Monthly Burn (Generation & Tolling)	Total % Burns Hedged
2/1/2009	FIXED FINANCIAL OPTION	2/1/2009	1387015	12/14/2005	NYHRBR	NO61			\$37.2240			
2/1/2009	FIXED FINANCIAL OPTION	2/1/2009	1396461	12/20/2005	NYHRBR	NO61			\$37.2240			
2/1/2009	FIXED FINANCIAL OPTION	2/1/2009	1406064	12/28/2005	NYHRBR	NO61			\$37.2240			
2/1/2009	FIXED FINANCIAL OPTION	2/1/2009	1553609	4/27/2006	NYHRBR	NO61			\$37.2240			
2/1/2009	FIXED FINANCIAL OPTION	2/1/2009	1553653	4/27/2006	NYHRBR	NO61			\$37.2240			
2/1/2009	FIXED SWAP	2/1/2009	1386991	12/14/2005	NYHRBR	NO61			\$37.2240			
2/1/2009	FIXED SWAP	2/1/2009	1396425	12/20/2005	NYHRBR	NO61			\$37.2240			
2/1/2009	FIXED SWAP	2/1/2009	1406039	12/28/2005	NYHRBR	NO61			\$37.2240			
2/1/2009	FIXED SWAP	2/1/2009	1891809	12/7/2006	USGLF	NO63			\$40.6290			
2/1/2009	FIXED SWAP	2/1/2009	1901573	12/18/2006	USGLF	NO63			\$40.6290			
2/1/2009	FIXED SWAP	2/1/2009	2101455	6/8/2007	NYHRBR	NO61			\$37.2240			
2/1/2009	FIXED SWAP	2/1/2009	2101479	6/8/2007	NYHRBR	NO61			\$37.2240			
2/1/2009	FIXED SWAP	2/1/2009	2128598	7/10/2007	NYHRBR	NO61			\$37.2240			
2/1/2009	FIXED SWAP	2/1/2009	2203844	9/19/2007	NYHRBR	NO61			\$37.2240			
2/1/2009	FIXED SWAP	2/1/2009	2242834	10/17/2007	NYHRBR	NO61			\$37.2240			
2/1/2009	FIXED SWAP	2/1/2009	2245155	10/22/2007	NYHRBR	NO61			\$37.2240			
2/1/2009	FIXED SWAP	2/1/2009	2306161	1/10/2008	USGLF	NO63			\$40.6290			
2/1/2009	FIXED SWAP	2/1/2009	2345654	2/26/2008	NYHRBR	NO61			\$37.2240			
2/1/2009	FIXED SWAP	2/1/2009	2345695	2/26/2008	NYHRBR	NO61			\$37.2240			



Month	Instrument	Month	Z Key	Trade Date	Market	Location	Volume	Fixed Price (\$/MMBtu)	Market Settlement (\$/MMBtu)	Savings/(Cost) on Hedge	Actual Monthly Burn (Generation & Tolling)	Total % Burns Hedged
3/1/2009	FIXED FINANCIAL OPTION	3/1/2009	1387017	12/14/2005	NYHRBR	NO61			\$37.9864			
3/1/2009	FIXED FINANCIAL OPTION	3/1/2009	1396463	12/20/2005	NYHRBR	NO61			\$37.9864			
3/1/2009	FIXED FINANCIAL OPTION	3/1/2009	1406066	12/28/2005	NYHRBR	NO61			\$37.9864			
3/1/2009	FIXED FINANCIAL OPTION	3/1/2009	1553611	4/27/2006	NYHRBR	NO61			\$37.9864			
3/1/2009	FIXED FINANCIAL OPTION	3/1/2009	1553656	4/27/2006	NYHRBR	NO61			\$37.9864			
3/1/2009	FIXED SWAP	3/1/2009	1386993	12/14/2005	NYHRBR	NO61			\$37.9864			
3/1/2009	FIXED SWAP	3/1/2009	1396427	12/20/2005	NYHRBR	NO61			\$37.9864			
3/1/2009	FIXED SWAP	3/1/2009	1406041	12/28/2005	NYHRBR	NO61			\$37.9864			
3/1/2009	FIXED SWAP	3/1/2009	1891811	12/7/2006	USGLF	NO63			\$37.6080			
3/1/2009	FIXED SWAP	3/1/2009	1901575	12/18/2006	USGLF	NO63			\$37.6080			
3/1/2009	FIXED SWAP	3/1/2009	2101457	6/8/2007	NYHRBR	NO61			\$37.9864			
3/1/2009	FIXED SWAP	3/1/2009	2101481	6/8/2007	NYHRBR	NO61			\$37.9864			
3/1/2009	FIXED SWAP	3/1/2009	2128600	7/10/2007	NYHRBR	NO61			\$37.9864			
3/1/2009	FIXED SWAP	3/1/2009	2203846	9/19/2007	NYHRBR	NO61			\$37.9864			
3/1/2009	FIXED SWAP	3/1/2009	2242836	10/17/2007	NYHRBR	NO61			\$37.9864			
3/1/2009	FIXED SWAP	3/1/2009	2245158	10/22/2007	NYHRBR	NO61			\$37.9864			
3/1/2009	FIXED SWAP	3/1/2009	2306164	1/10/2008	USGLF	NO63			\$37.6080			
3/1/2009	FIXED SWAP	3/1/2009	2345656	2/26/2008	NYHRBR	NO61			\$37.9864			
3/1/2009	FIXED SWAP	3/1/2009	2345697	2/26/2008	NYHRBR	NO61			\$37.9864			

Month	Instrument	Month	Z Key	Trade Date	Market	Location	Volume	Fixed Price (\$/MMBtu)	Market Settlement (\$/MMBtu)	Savings/(Cost) on Hedge	Actual Monthly Burn (Generation & Tolling)	Total % Burns Hedged
4/1/2009	FIXED FINANCIAL OPTION	4/1/2009	1387019	12/14/2005	NYHRBR	NO61			\$44.5976			
4/1/2009	FIXED FINANCIAL OPTION	4/1/2009	1396465	12/20/2005	NYHRBR	NO61			\$44.5976			
4/1/2009	FIXED FINANCIAL OPTION	4/1/2009	1406068	12/28/2005	NYHRBR	NO61			\$44.5976			
4/1/2009	FIXED FINANCIAL OPTION	4/1/2009	1553613	4/27/2006	NYHRBR	NO61			\$44.5976			
4/1/2009	FIXED FINANCIAL OPTION	4/1/2009	1553658	4/27/2006	NYHRBR	NO61			\$44.5976			
4/1/2009	FIXED FINANCIAL OPTION	4/1/2009	2462704	7/2/2008	NYHRBR	NO61			\$44.5976			
4/1/2009	FIXED FINANCIAL OPTION	4/1/2009	2462721	7/2/2008	NYHRBR	NO61			\$44.5976			
4/1/2009	FIXED SWAP	4/1/2009	1386996	12/14/2005	NYHRBR	NO61			\$44.5976			
4/1/2009	FIXED SWAP	4/1/2009	1396433	12/20/2005	NYHRBR	NO61			\$44.5976			
4/1/2009	FIXED SWAP	4/1/2009	1406043	12/28/2005	NYHRBR	NO61			\$44.5976			
4/1/2009	FIXED SWAP	4/1/2009	1891813	12/7/2006	USGLF	NO63			\$42.8620			
4/1/2009	FIXED SWAP	4/1/2009	2101459	6/8/2007	NYHRBR	NO61			\$44.5976			
4/1/2009	FIXED SWAP	4/1/2009	2101483	6/8/2007	NYHRBR	NO61			\$44.5976			
4/1/2009	FIXED SWAP	4/1/2009	2128606	7/10/2007	NYHRBR	NO61			\$44.5976			
4/1/2009	FIXED SWAP	4/1/2009	2203848	9/19/2007	NYHRBR	NO61			\$44.5976			
4/1/2009	FIXED SWAP	4/1/2009	2242840	10/17/2007	NYHRBR	NO61			\$44.5976			
4/1/2009	FIXED SWAP	4/1/2009	2245158	10/22/2007	NYHRBR	NO61			\$44.5976			
4/1/2009	FIXED SWAP	4/1/2009	2306166	1/10/2008	USGLF	NO63			\$42.8620			
4/1/2009	FIXED SWAP	4/1/2009	2345662	2/26/2008	NYHRBR	NO61			\$44.5976			
4/1/2009	FIXED SWAP	4/1/2009	2345699	2/26/2008	NYHRBR	NO61			\$44.5976			
4/1/2009	FIXED SWAP	4/1/2009	2429231	5/15/2008	NYHRBR	NO61			\$44.5976			
4/1/2009	FIXED SWAP	4/1/2009	2462829	7/2/2008	NYHRBR	NO61			\$44.5976			
4/1/2009	FIXED SWAP	4/1/2009	2462841	7/2/2008	NYHRBR	NO61			\$44.5976			

47-4/2  
47 p.1  
47-4/5

✓ = Transactions Tested  
 [Redacted] is included in amortized during month. 47-4

SOURCE Hedging Information Report



47-4

**Progress Energy Florida  
Transaction Details  
12 Month Period Ending Aug. 15, 2009  
Docket # 090001-E1**


*RAM  
9/10/09 June 13*

Fuel Option Premium Amortization  
Premiums COLLECTED from Sale of Options  
GL Account 80 2453018 (short term Premiums)  
Amortize amounts to Fuel Cost/9 in months Options Expire to reduce fuel costs.  
For Amortization of GAS - DR 2453018 CR 5013400  
For Amortization of OIL - DR 2453018 CR 5013400  
Group: 5013400  
Trans: 5013400  
Commodity: Commodity

Account	Commodity	Year	Month	Amount	Balance
ATD502	GAS	2007			
ARJ372	OIL	2007			
AS5804	GAS	2007			
AS4447	GAS	2007			
AS1039	OIL	2007			
ASW564	OIL	2007			
AS1010	GAS	2007			
AS1015	GAS	2007			
ATB278	GAS	2007			
ATB255	OIL	2007			
ADW395	GAS	2008			
ARM710	GAS	2008			
AS2855	OIL	2008			
AS5321	GAS	2008			
ASX302	OIL	2008			
AST102	OIL	2008			
ASW598	OIL	2008			
AS5480	GAS	2009			
ASW628	OIL	2009			
AST029	GAS	2009			
AST132	OIL	2009			
ATV142	OIL	2009			
July 08 TR	OIL	2009			

Total Collected: 1  
Amortization Inv: 1  
Remaining Unamortized Balance: 1

*April 09*



*Booked May 09*

*3*

*20's =*

*Premium collected April 09*

*Total 09/1*

*Premiums collected 4/1/09*

*47-4/1*

*47-4/1*

**SOURCE**





Progress Energy Florida  
 Transaction Details  
 12 Month Period Ending Aug. 15, 2009  
 Docket # 090001-E1

RAM  
 9/10/09 JWP?/3



Time Stamp \_\_\_\_\_  
 Phone 2083 Chandel 7

17:55  
 APR 26 14:35

**CONFIDENTIAL**

Oil Supply Trade Ticket  
 Proprietary & Confidential

Business Unit: PEF

Month: Jan-Dec 2009 Beginning Date: [REDACTED] Ending Date: [REDACTED]

Transaction Direction:  Purchase  Sale

Counterparty: [REDACTED]

Volume: [REDACTED] Price: \$ [REDACTED] Type:  Index  Fixed

Location: BARTOW PLANT  North  South

Grade: NY#6 Sulfur Content % 1.07

Type of Transport:  Barge  Truck  Pipeline

Reason of Initiation:  Hedge (Physical)  Hedge (Financial)  Other (Physical)  Other (Financial)

Comments: Bought [REDACTED]

J	1553649	J	1553663
F	1553653	J	1553671
M	1553656	A	1553674
A	1553658	S	1553676
M	1553660	O	1553679
		N	1553681
		D	1553684

Key: [REDACTED]

AVA 272

NUM: IVA 482

PBC

Oil Manager: [Signature]

White Copy: Oil Manager      Orange Copy: Reporting      Yellow Copy: Back Office

SOURCE **PBC**

47-4/3



Progress Energy Florida  
Transaction Details  
12 Month Period Ending Aug. 15, 2009  
Docket # 090001-B1

RAM  
9/10/09

REDACTED

REF # 5506660A001

PAGE 3 OF 6

47-4/4

SOURCE



47-4/4

Progress Energy Florida  
 Journal Entries  
 12 Month Period Ending Aug. 15, 2009  
 Docket # 090001-E1


# Summary Of Journal Entries

## Progress Energy Florida, Inc.


Report Type: SUMMARY

Report Period: April 2009  
 Run Date: 8/26/2009 10:56:14AM

Account	Description	Debit \$	Credit \$	Net (Dr-Cr) \$
1420302	Miscellaneous Fuel Receivables			
1511000	Oil Inventory - Physical			
1511001	Oil Inventory - In Transit			
1511005	Inventory Tolling Agreements			
1511010	Coal Inventory - Physical			
1511026	Coal Inventory - In Transit			
1544001	**** Please update table PGN_JE_ACCOUNTS ****			
1823015	**** Please update table PGN_JE_ACCOUNTS ****			
23202TD	A/P - Oil Swap Payable			
2320AMM	**** Please update table PGN_JE_ACCOUNTS ****			
2321901	A/P Coal - Commodity			
2322001	A/P Oil - Commodity and Freight			
2322101	A/P Coal - Freight			
2543015	**** Please update table PGN_JE_ACCOUNTS ****			
5012000	Misc Fossil Expense			
5013000	Fossil Generation Expense			
5183000	Nuclear Fuel Expense			
5200000	Nuclear Non-gen Fuel Expense			
5472000	Misc CT/CC Expense			
5473000	CT/CC Generation Expense			
5480000	**** Please update table PGN_JE_ACCOUNTS ****			
	TOTAL			



(R) Represents the monthly amortization of fuel option premiums (purchased and sold) being posted to the general ledger. minus? Non-Morgan-Stanley trade (not part of test)



47-4/5

Journal Entries  
 SOURCE  
 INTEGRITY BUSINESS FORMS, INC. Phone: (847) 898-2626 Fax: (847) 898-4808 Email: integrity@ibf.com



47-4/5

47-4

**Progress Energy Florida  
Hedging Report Data  
12 Month Period Ending Aug. 15, 2009  
Docket # 090001-EI**

*RAM  
9/10/09*

**CONFIDENTIAL**

May-09

Physical/ Financial	Instrument	Month	Z Key	Trade Date	Market	Location	Volume	Fixed Price (\$/MMBtu)	Market Settlement (\$/MMBtu)	Savings/(Cost) on Hedge	Actual Monthly Burn (Generation & Tolling)	Total % Burns Hedged
Financial	FIXED FINANCIAL OPTION	5/1/2009	1387021	12/14/2005	NYHRBR	NO61				\$52.3425		
Financial	FIXED FINANCIAL OPTION	5/1/2009	1396467	12/20/2005	NYHRBR	NO61				\$52.3425		
Financial	FIXED FINANCIAL OPTION	5/1/2009	1406070	12/28/2005	NYHRBR	NO61				\$52.3425		
Financial	FIXED FINANCIAL OPTION	5/1/2009	1553615	4/27/2006	NYHRBR	NO61				\$52.3425		
Financial	FIXED FINANCIAL OPTION	5/1/2009	1553660	4/27/2006	NYHRBR	NO61				\$52.3425		
Financial	FIXED FINANCIAL OPTION	5/1/2009	2462724	7/2/2008	NYHRBR	NO61				\$52.3425		
Financial	FIXED FINANCIAL OPTION	5/1/2009	2462780	7/2/2008	NYHRBR	NO61				\$52.3425		
Financial	FIXED SWAP	5/1/2009	1386997	12/14/2005	NYHRBR	NO61				\$52.3425		
Financial	FIXED SWAP	5/1/2009	1396436	12/20/2005	NYHRBR	NO61				\$52.3425		
Financial	FIXED SWAP	5/1/2009	1406045	12/28/2005	NYHRBR	NO61				\$52.3425		
Financial	FIXED SWAP	5/1/2009	1411332	1/3/2006	NYHRBR	NO61				\$52.3425		
Financial	FIXED SWAP	5/1/2009	1891815	12/7/2006	USGLF	NO63				\$52.2380		
Financial	FIXED SWAP	5/1/2009	2101461	6/8/2007	NYHRBR	NO61				\$52.3425		
Financial	FIXED SWAP	5/1/2009	2101485	6/8/2007	NYHRBR	NO61				\$52.3425		
Financial	FIXED SWAP	5/1/2009	2128608	7/10/2007	NYHRBR	NO61				\$52.3425		
Financial	FIXED SWAP	5/1/2009	2203659	9/19/2007	NYHRBR	NO61				\$52.3425		
Financial	FIXED SWAP	5/1/2009	2208631	9/25/2007	NYHRBR	NO61				\$52.3425		
Financial	FIXED SWAP	5/1/2009	2219477	10/2/2007	NYHRBR	NO61				\$52.3425		
Financial	FIXED SWAP	5/1/2009	2235886	10/8/2007	USGLF	NO63				\$52.2380		
Financial	FIXED SWAP	5/1/2009	2242844	10/17/2007	NYHRBR	NO61				\$52.3425		
Financial	FIXED SWAP	5/1/2009	2245150	10/22/2007	NYHRBR	NO61				\$52.3425		
Financial	FIXED SWAP	5/1/2009	2275133	11/30/2007	NYHRBR	NO61				\$52.3425		
Financial	FIXED SWAP	5/1/2009	2308168	1/10/2008	USGLF	NO63				\$52.3425		
Financial	FIXED SWAP	5/1/2009	2345664	2/28/2008	NYHRBR	NO61				\$52.2380		
Financial	FIXED SWAP	5/1/2009	2345701	2/28/2008	NYHRBR	NO61				\$52.3425		
Financial	FIXED SWAP	5/1/2009	2429232	5/15/2008	NYHRBR	NO61				\$52.3425		
Financial	FIXED SWAP	5/1/2009	2462631	7/2/2008	NYHRBR	NO61				\$52.3425		
Financial	FIXED SWAP	5/1/2009	2462643	7/2/2008	NYHRBR	NO61				\$52.3425		
total										\$52.3425		

June-09

Physical/ Financial	Instrument	Month	Z Key	Trade Date	Market	Location	Volume	Fixed Price (\$/MMBtu)	Market Settlement (\$/MMBtu)	Savings/(Cost) on Hedge	Actual Monthly Burn (Generation & Tolling)	Total % Burns Hedged
Financial	FIXED FINANCIAL OPTION	6/1/2009	1387023	12/14/2005	NYHRBR	NO61				\$60.4659		
Financial	FIXED FINANCIAL OPTION	6/1/2009	1396469	12/20/2005	NYHRBR	NO61				\$60.4659		
Financial	FIXED FINANCIAL OPTION	6/1/2009	1406072	12/28/2005	NYHRBR	NO61				\$60.4659		
Financial	FIXED FINANCIAL OPTION	6/1/2009	1553617	4/27/2006	NYHRBR	NO61				\$60.4659		
Financial	FIXED FINANCIAL OPTION	6/1/2009	1553663	4/27/2006	NYHRBR	NO61				\$60.4659		
Financial	FIXED FINANCIAL OPTION	6/1/2009	2462725	7/2/2008	NYHRBR	NO61				\$60.4659		
Financial	FIXED FINANCIAL OPTION	6/1/2009	2462785	7/2/2008	NYHRBR	NO61				\$60.4659		
Financial	FIXED SWAP	6/1/2009	1386999	12/14/2005	NYHRBR	NO61				\$60.4659		
Financial	FIXED SWAP	6/1/2009	1396438	12/20/2005	NYHRBR	NO61				\$60.4659		
Financial	FIXED SWAP	6/1/2009	1406047	12/28/2005	NYHRBR	NO61				\$60.4659		
Financial	FIXED SWAP	6/1/2009	1411334	1/3/2006	NYHRBR	NO61				\$60.4659		
Financial	FIXED SWAP	6/1/2009	1891817	12/7/2006	USGLF	NO63				\$60.1480		
Financial	FIXED SWAP	6/1/2009	2101463	6/8/2007	NYHRBR	NO61				\$60.4659		
Financial	FIXED SWAP	6/1/2009	2101487	6/8/2007	NYHRBR	NO61				\$60.4659		
Financial	FIXED SWAP	6/1/2009	2128610	7/10/2007	NYHRBR	NO61				\$60.4659		
Financial	FIXED SWAP	6/1/2009	2203661	9/19/2007	NYHRBR	NO61				\$60.4659		
Financial	FIXED SWAP	6/1/2009	2208633	9/25/2007	NYHRBR	NO61				\$60.4659		
Financial	FIXED SWAP	6/1/2009	2219480	10/2/2007	NYHRBR	NO61				\$60.4659		
Financial	FIXED SWAP	6/1/2009	2235888	10/8/2007	USGLF	NO63				\$60.1480		
Financial	FIXED SWAP	6/1/2009	2242848	10/17/2007	NYHRBR	NO61				\$60.4659		
Financial	FIXED SWAP	6/1/2009	2245162	10/22/2007	NYHRBR	NO61				\$60.4659		
Financial	FIXED SWAP	6/1/2009	2270957	11/20/2007	NYHRBR	NO61				\$60.4659		
Financial	FIXED SWAP	6/1/2009	2273567	11/27/2007	NYHRBR	NO61				\$60.4659		
Financial	FIXED SWAP	6/1/2009	2275135	11/30/2007	NYHRBR	NO61				\$60.4659		
Financial	FIXED SWAP	6/1/2009	2303554	1/7/2008	USGLF	NO63				\$60.1480		
Financial	FIXED SWAP	6/1/2009	2306170	1/10/2008	USGLF	NO63				\$60.1480		
Financial	FIXED SWAP	6/1/2009	2345672	2/28/2008	NYHRBR	NO61				\$60.4659		
Financial	FIXED SWAP	6/1/2009	2345703	2/28/2008	NYHRBR	NO61				\$60.4659		
Financial	FIXED SWAP	6/1/2009	2429233	5/15/2008	NYHRBR	NO61				\$60.4659		
Financial	FIXED SWAP	6/1/2009	2462633	7/2/2008	NYHRBR	NO61				\$60.4659		
Financial	FIXED SWAP	6/1/2009	2462645	7/2/2008	NYHRBR	NO61				\$60.4659		
total										\$60.4659		

July-09

Physical/ Financial	Instrument	Month	Z Key	Trade Date	Market	Location	Volume	Fixed Price (\$/MMBtu)	Market Settlement (\$/MMBtu)	Savings/(Cost) on Hedge	Actual Monthly Burn (Generation & Tolling)	Total % Burns Hedged
Financial	FIXED FINANCIAL OPTION	7/1/2009	1387025	12/14/2005	NYHRBR	NO61				\$59.3591		
Financial	FIXED FINANCIAL OPTION	7/1/2009	1396471	12/20/2005	NYHRBR	NO61				\$59.3591		
Financial	FIXED FINANCIAL OPTION	7/1/2009	1406074	12/28/2005	NYHRBR	NO61				\$59.3591		
Financial	FIXED FINANCIAL OPTION	7/1/2009	1553619	4/27/2006	NYHRBR	NO61				\$59.3591		
Financial	FIXED FINANCIAL OPTION	7/1/2009	1553671	4/27/2006	NYHRBR	NO61				\$59.3591		
Financial	FIXED FINANCIAL OPTION	7/1/2009	2462726	7/2/2008	NYHRBR	NO61				\$59.3591		
Financial	FIXED FINANCIAL OPTION	7/1/2009	2462786	7/2/2008	NYHRBR	NO61				\$59.3591		
Financial	FIXED SWAP	7/1/2009	1387001	12/14/2005	NYHRBR	NO61				\$59.3591		
Financial	FIXED SWAP	7/1/2009	1396440	12/20/2005	NYHRBR	NO61				\$59.3591		
Financial	FIXED SWAP	7/1/2009	1406049	12/28/2005	NYHRBR	NO61				\$59.3591		
Financial	FIXED SWAP	7/1/2009	1411337	1/3/2006	NYHRBR	NO61				\$59.3591		
Financial	FIXED SWAP	7/1/2009	2101465	6/8/2007	NYHRBR	NO61				\$59.3591		
Financial	FIXED SWAP	7/1/2009	2101489	6/8/2007	NYHRBR	NO61				\$59.3591		
Financial	FIXED SWAP	7/1/2009	2128612	7/10/2007	NYHRBR	NO61				\$59.3591		
Financial	FIXED SWAP	7/1/2009	2203664	9/19/2007	NYHRBR	NO61				\$59.3591		
Financial	FIXED SWAP	7/1/2009	2208635	9/25/2007	NYHRBR	NO61				\$59.3591		
Financial	FIXED SWAP	7/1/2009	2219482	10/2/2007	NYHRBR	NO61				\$59.3591		
Financial	FIXED SWAP	7/1/2009	2235890	10/8/2007	USGLF	NO63				\$59.8430		
Financial	FIXED SWAP	7/1/2009	2242848	10/17/2007	NYHRBR	NO61				\$59.3591		
Financial	FIXED SWAP	7/1/2009	2245164	10/22/2007	NYHRBR	NO61				\$59.3591		
Financial	FIXED SWAP	7/1/2009	2270959	11/20/2007	NYHRBR	NO61				\$59.3591		
Financial	FIXED SWAP	7/1/2009	2273569	11/27/2007	NYHRBR	NO61				\$59.3591		
Financial	FIXED SWAP	7/1/2009	2275137	11/30/2007	NYHRBR	NO61				\$59.3591		
Financial	FIXED SWAP	7/1/2009	2303556	1/7/2008	USGLF	NO63				\$59.8430		
Financial	FIXED SWAP	7/1/2009	2306172	1/10/2008	USGLF	NO63				\$59.8430		
Financial	FIXED SWAP	7/1/2009	2345681	2/28/2008	NYHRBR	NO61				\$59.3591		
Financial	FIXED SWAP	7/1/2009	2345705	2/28/2008	NYHRBR	NO61				\$59.3591		
Financial	FIXED SWAP	7/1/2009	2405678	4/22/2008	NYHRBR	NO61				\$59.3591		
total										\$59.3591		

*is included in the net [redacted] Optron Premium 47-5 Amortization*





Progress Energy Florida  
Transaction Details  
12 Month Period Ending Aug. 15, 2009  
Docket # 090001-EI

APM  
9/09  
JUN 9/3

APR 26 14:35

Time Stamp \_\_\_\_\_  
Phone 2083 Chama 07

Oil Supply Trade Ticket  
Proprietary & Confidential

Business Unit: PEF

Month: Jan-Dec 2009 Beginning Date: [REDACTED] Ending Date: [REDACTED]

Transaction Direction:  Purchase  Sale

Counterparty: [REDACTED]

Volume: [REDACTED] Price: [REDACTED] Type:  Index  Fixed

Location: BARTOW PLANT  North  South

Grade: NY #6 Sulfur Content % 1.0%



Type of Transport:  Barge  Truck  Pipeline

Reason of Initiation:  Hedge (Physical)  Hedge (Financial)  Other (Physical)  Other (Financial)

Comments: [REDACTED]  
 Long-Term A/R 1/09  
 J 2Koz 1553607  
 F 1553608 1553609 J 1553617  
 M ~~1553610~~ 1553611 J 1553619  
 A 1553613 A 1553621  
 M 1553615 S 1553623  
 O 1553625  
 N 1553627  
 D 1553629

Oil Manager: Dr. A. Williams

White Copy: Oil Manager      Orange Copy: Reporting      Yellow Copy: Back Office

47-5/3

SOURCE

47-5/3

Progress Energy Florida  
Transaction Details  
12 Month Period Ending Aug. 15, 2009  
Docket # 090001-EI

RAM  
9/10/09  
JWR 9/3

REDACTED

REF # 5506662A001

PAGE 3 OF 6

47-5/4

47-5/4



SOURCE

**Progress Energy Florida  
Journal Entries  
12 Month Period Ending Aug. 15, 2009  
Docket # 090001-EM**

*RAM*  
*9/10/09* *Aug 9/10*

PEF #2 Oil Hedging Status 2009

Physical/Financial	Instrument	Month	Z Key	Trade Date	Market	Location	Volume (Ebls)	Fixed Price (\$/MMBtu)	Market Settlement (\$/MMBtu)	Savings/(Cost) on Hedge	Actual Monthly Burn (Generation & Tolling)	Total % Burns Hedged
		1/1/2009									9,700	
		2/1/2009									9,700	
		3/1/2009									72,000	
<b>Total</b>											91,400	

Physical/Financial	Instrument	Month	Z Key	Trade Date	Market	Location	Volume (Ebls)	Fixed Price (\$/MMBtu)	Market Settlement (\$/MMBtu)	Savings/(Cost) on Hedge	Actual Monthly Burn (Generation & Tolling)	Total % Burns Hedged
Financial	FIXED SWAP	4/1/2009	2308614	1/15/2008	USGLF	NOZHSD			\$55.7550			
Financial	FIXED SWAP	4/1/2009	2426156	5/13/2008	USGLF	NOZHSD			\$55.7550			
Financial	FIXED SWAP	4/1/2009	2409556	4/30/2008	USGLF	NOZHSD			\$55.7550			
Financial	FIXED SWAP	4/1/2009	2435460	5/27/2008	USGLF	NOZHSD			\$55.7550			
<b>Total</b>											275,000	

Physical/Financial	Instrument	Month	Z Key	Trade Date	Market	Location	Volume (Ebls)	Fixed Price (\$/MMBtu)	Market Settlement (\$/MMBtu)	Savings/(Cost) on Hedge	Actual Monthly Burn (Generation & Tolling)	Total % Burns Hedged
Financial	FIXED SWAP	5/1/2009	2308616	1/15/2008	USGLF	NOZHSD			\$61.1982			
Financial	FIXED SWAP	5/1/2009	2426158	5/13/2008	USGLF	NOZHSD			\$61.1982			
Financial	FIXED SWAP	5/1/2009	2409558	4/30/2008	USGLF	NOZHSD			\$61.1982			
Financial	FIXED SWAP	5/1/2009	2435462	5/27/2008	USGLF	NOZHSD			\$61.1982			
<b>Total</b>											62,500	

Physical/Financial	Instrument	Month	Z Key	Trade Date	Market	Location	Volume (Ebls)	Fixed Price (\$/MMBtu)	Market Settlement (\$/MMBtu)	Savings/(Cost) on Hedge	Actual Monthly Burn (Generation & Tolling)	Total % Burns Hedged
Financial	FIXED SWAP	6/1/2009	2308619	1/15/2008	USGLF	NOZHSD			\$73.1976			
Financial	FIXED SWAP	6/1/2009	2426160	5/13/2008	USGLF	NOZHSD			\$73.1976			
Financial	FIXED SWAP	6/1/2009	2409560	4/30/2008	USGLF	NOZHSD			\$73.1976			
Financial	FIXED SWAP	6/1/2009	2435463	5/27/2008	USGLF	NOZHSD			\$73.1976			
<b>Total</b>											175,000	

Physical/Financial	Instrument	Month	Z Key	Trade Date	Market	Location	Volume (Ebls)	Fixed Price (\$/MMBtu)	Market Settlement (\$/MMBtu)	Savings/(Cost) on Hedge	Actual Monthly Burn (Generation & Tolling)	Total % Burns Hedged
Financial	FIXED SWAP	7/1/2009	2305810	1/10/2008	USGLF	NOZHSD			\$67.9896			
Financial	FIXED SWAP	7/1/2009	2364196	3/17/2008	USGLF	NOZHSD			\$67.9896			
Financial	FIXED SWAP	7/1/2009	2308670	1/15/2008	USGLF	NOZHSD			\$67.9896			
Financial	FIXED SWAP	7/1/2009	2410647	5/1/2008	USGLF	NOZHSD			\$67.9896			
Financial	FIXED SWAP	7/1/2009	2357187	3/7/2008	USGLF	NOZHSD			\$67.9896			
Financial	FIXED SWAP	7/1/2009	2441050	6/4/2008	USGLF	NOZHSD			\$71.3076			
Financial	FIXED SWAP	7/1/2009	2325376	2/4/2008	USGLF	NOZHSD			\$67.9896			
Financial	FIXED SWAP	7/1/2009	2437246	5/29/2008	USGLF	NOZHSD			\$67.9896			
<b>Total</b>											475,000	

2009 YTD Totals as of 7/31/2009											
Volume	Total Realized Net Results as of 6/30/2009	Actual/Projected Burn	% Hedged								
		457,837									

✓ = Transaction Tested



Hedging Information Report

47-6



Progress Energy Florida  
 Transaction Details  
 12 Month Period Ending Aug. 15, 2009  
 Docket # 090001-F1

RAW  
 9/10/09

FLORIDA POWER CORP  
 410 S. WILMINGTON ST, PEB 19A  
 RALEIGH NC 27601  
 USA

Attn: PAM BRASWELL  
 Facsimile Number. 001119195463258  
 03 August 2009



1 Martin Place  
 Sydney NSW 2000  
 GPO Box 4294  
 Sydney NSW 1164

Telephone:  
 (61 2) 8232 4323  
 Facsimile:  
 (61 2) 8232 8354

Email Address  
 cagsettenerg@

Please telephone  
 CMD Energy  
 Settlements on  
 (61 2) 8232 4323  
 if complete  
 transmission  
 not received.



Invoice No: 673631

Invoice for Settlements due on 07 August 2009

Deal Ref.No	Child Number	Commodity Reference Price(s)	Trade Date	Calculation Period	Notional Quantity	Floating Price	Fixed Price	MBL Pay USD	MBL Receive USD
HH_3311119		Energy Swap (a) FUEL OIL - NO. 6 1.0 PERCENT NEW YORK (CARGO)-PLATTS U.S.	22 Jun 2009	01 Jul 2009 - 31 Jul 2009					
HH_3145088		Energy Swap (a) HEATING OIL-NO.2 GULF COAST (PIPELINE) PLATTS U.S.	15 Jan 2008	01 Jul 2009 - 31 Jul 2009					
HH_3106236		Energy Swap (a) HEATING OIL-NO.2 GULF COAST (PIPELINE) PLATTS U.S.	01 May 2008	01 Jul 2009 - 31 Jul 2009					
								Total pay/receive	
								Net Settlements	

47 p.1  
 47-6

Settlement

With respect to the above settlement, please note FLORIDA POWER CORP shall pay to [redacted] 2009.

Account Details

Bank of New York, New York (IRVTUS3N) [redacted]  
 Account Details: 890-0055-375, CHIPS UID: 236386  
 Account Name: [redacted]  
 Beneficiary: [redacted]

Value Date 07 August  
 = 100  
 x 42 gallons per barrel  
 per barrel  
 47 p.1

Please confirm that the foregoing correctly sets forth the terms of our agreement by executing this Confirmation and returning it to us via facsimile (61 2) 8232

Notice: The information in this facsimile is confidential and is intended only for the use of the addressee named above. If you are not the intended recipient, you are hereby notified that any dissemination, copying or use of the information is strictly prohibited. If you have received this facsimile in error, please immediately telephone us (reverse charges) and return it to us at the above address. Any costs incurred will be reimbursed by [redacted]. Thank you.

This is a system generated confirmation and does not require [redacted]

119-617  
 119-617  
 SOURCE  
 INTEGRITY BUSINESS FORMS, INC. Phone: (847) 696-2626 Fax: (847) 696-4608 Email: integrity@aol.com  
 PBC

Progress Energy Florida  
Transaction Details  
12 Month Period Ending Aug. 15, 2009  
Docket # 090001-E1

RAM  
9/1/09  
sup?/c

REDACTED

11/20/09

9

4/7 6/2

SOURCE



4/7 6/2

Progress Energy Florida  
 Journal Entries  
 12 Month Period Ending Aug. 15, 2009  
 Docket # 090001-E

RAM  
 9/19  
 June 1/11

Inventory Adjustments  
 Progress Energy Florida, Inc.

Joint Type: GROSS

Report Type: Accounting  
 Commodity:  
 Fuel Type: LIQUID  
 Commodity Group: Oil  
 Inventory Type: All Locations  
 Inventory Group:

Report Period: 7/1/2009 to 7/31/2009  
 Run Date: 8/25/2009 9:34:50AM

Activity Date	Post Date	Comments	Source UOM	Inv. Cost Class	Offsetting Account Description	Unit	Last Edit User	Last Edit Date	Quantity
CENTRAL TAMPA TANK FARM - CEN TAMP									
7/21/2009	7/21/2009	Q2 2009 IRS 720 - Federal Lnst tax			Oil Taxes		Allyson, Jill	7/21/2009	
7/31/2009	7/31/2009	payment on #2 oil hedging			Oil Fuel		Allyson, Jill	8/3/2009	
7/31/2009	7/31/2009	to adjust to tank farm balances			Hedge Receivable		Allyson, Jill	8/3/2009	
									47-6
Total for CENTRAL TAMPA TANK FARM - CEN TAMP :									
Total for Martin Gas Terminal :									
Total for All Facilities :									



Fuelwork Report

SOURCE



47-6/3

**Progress Energy Florida  
Hedging Report Data  
12 Month Period Ending Aug. 15, 2009  
Docket # 090001-E**

*RAW  
9/10/09 JUN 9/13*

Physical/ Financial	Instrument	Month	Z Key	Trade Date	Market	Location	Volume	Fixed Price (\$/MWh/Dtu)	Market Settlement (\$/MWh/Dtu)	Savings(Cost) on Hedge	Actual Monthly Burn (Generation & Tolling)	Total % Hedged
Financial	FIXED FINANCIAL OPTION	3/1/2009	1383763	12/13/2005	NYMEX	NG			\$4.0560			
Financial	FIXED FINANCIAL OPTION	3/1/2009	1388815	12/14/2005	NYMEX	NG			\$4.0560			
Financial	FIXED SWAP	3/1/2009	1383237	12/13/2005	NYMEX	NG			\$4.0560			
Financial	FIXED SWAP	3/1/2009	1386791	12/14/2005	NYMEX	NG			\$4.0560			
Financial	FIXED SWAP	3/1/2009	1403074	12/27/2005	NYMEX	NG			\$4.0560			
Financial	FIXED SWAP	3/1/2009	1757623	8/30/2006	IFERC	FGT23			\$4.1200			
Financial	FIXED SWAP	3/1/2009	1774724	9/14/2006	IFERC	FGT23			\$4.1200			
Financial	FIXED SWAP	3/1/2009	1831550	10/17/2006	NYMEX	NG			\$4.0560			
Financial	FIXED SWAP	3/1/2009	1840037	10/25/2006	NYMEX	NG			\$4.0560			
Financial	FIXED SWAP	3/1/2009	2062554	5/31/2007	NYMEX	NG			\$4.0560			
Financial	FIXED SWAP	3/1/2009	2097046	6/5/2007	NYMEX	NG			\$4.0560			
Financial	FIXED SWAP	3/1/2009	2111628	6/15/2007	NYMEX	NG			\$4.0560			
Financial	FIXED SWAP	3/1/2009	2117794	6/22/2007	NYMEX	NG			\$4.0560			
Financial	FIXED SWAP	3/1/2009	2195584	9/13/2007	NYMEX	NG			\$4.0560			
Financial	FIXED SWAP	3/1/2009	2252887	11/1/2007	NYMEX	NG			\$4.0560			
Financial	FIXED SWAP	3/1/2009	2286931	12/10/2007	NYMEX	NG			\$4.0560			
Financial	FIXED SWAP	3/1/2009	2301774	1/3/2008	IFERC	FGT23			\$4.1200			
Financial	FIXED SWAP	3/1/2009	2304217	1/8/2008	IFERC	FGT23			\$4.1200			
Financial	FIXED SWAP	3/1/2009	2322748	1/31/2008	IFERC	FGT23			\$4.1200			
Financial	FIXED SWAP	3/1/2009	2355639	3/5/2008	NYMEX	NG			\$4.0560			
Financial	FIXED SWAP	3/1/2009	2364025	3/17/2008	NYMEX	NG			\$4.0560			
Financial	FIXED SWAP	3/1/2009	2403421	4/18/2008	NYMEX	NG			\$4.0560			
Financial	FIXED SWAP	3/1/2009	2407159	4/24/2008	IFERC	FGT23			\$4.1200			
Financial	FIXED SWAP	3/1/2009	2425588	5/12/2008	NYMEX	NG			\$4.0560			
Financial	FIXED SWAP	3/1/2009	2429271	5/15/2008	NYMEX	NG			\$4.0560			
Financial	FIXED SWAP	3/1/2009	2437184	5/29/2008	IFERC	FGT23			\$4.1200			
Financial	FIXED SWAP	3/1/2009	2436960	6/2/2008	IFERC	FGT23			\$4.1200			
Financial	FIXED SWAP	3/1/2009	2449555	6/10/2008	NYMEX	NG			\$4.0560			
Financial	FIXED SWAP	3/1/2009	2454578	6/19/2008	NYMEX	NG			\$4.0560			
Financial	FIXED SWAP	3/1/2009	2456651	6/24/2008	IFERC	HHUB			\$4.0700			
Financial	FIXED SWAP	3/1/2009	2462499	7/2/2008	IFERC	HHUB			\$4.0700			
Financial	FIXED SWAP	3/1/2009	2465633	7/8/2008	IFERC	HHUB			\$4.0700			
Financial	FIXED SWAP	3/1/2009	2467459	7/9/2008	IFERC	FGT23			\$4.1200			
Financial	FIXED SWAP	3/1/2009	2474522	7/17/2008	IFERC	FGT23			\$4.1200			
Financial	FIXED SWAP	3/1/2009	2474639	7/17/2008	IFERC	FGT23			\$4.1200			
Financial	FIXED SWAP	3/1/2009	2478887	7/24/2008	IFERC	FGT23			\$4.1200			
Financial	FIXED SWAP	3/1/2009	2483208	7/30/2008	IFERC	FGT23			\$4.1200			
Financial	FIXED SWAP	3/1/2009	2484105	7/31/2008	IFERC	FGT23			\$4.1200			
Financial	FIXED SWAP	3/1/2009	2485015	8/1/2008	IFERC	FGT23			\$4.1200			
Financial	FIXED SWAP	3/1/2009	2486751	8/4/2008	IFERC	FGT23			\$4.1200			
Financial	FIXED SWAP	3/1/2009	2486846	8/4/2008	IFERC	FGT23			\$4.1200			
Financial	FIXED SWAP	3/1/2009	2490922	8/8/2008	IFERC	HHUB			\$4.0700			
Financial	FIXED SWAP	3/1/2009	2495024	8/13/2008	IFERC	FGT23			\$4.1200			
Financial	FIXED SWAP	3/1/2009	2499103	8/20/2008	IFERC	FGT23			\$4.1200			
Financial	FIXED SWAP	3/1/2009	2499882	8/21/2008	IFERC	FGT23			\$4.1200			
Financial	FIXED SWAP	3/1/2009	2500409	8/22/2008	IFERC	FGT23			\$4.1200			
Financial	FIXED SWAP	3/1/2009	2502230	8/26/2008	IFERC	FGT23			\$4.1200			
Financial	FIXED SWAP	3/1/2009	2504392	8/28/2008	IFERC	FGT23			\$4.1200			
Financial	FIXED SWAP	3/1/2009	2509310	9/2/2008	IFERC	FGT23			\$4.1200			
Financial	FIXED SWAP	3/1/2009	2511206	9/3/2008	IFERC	FGT23			\$4.1200			
Financial	FIXED SWAP	3/1/2009	2511232	9/3/2008	IFERC	FGT23			\$4.1200			
Financial	FIXED SWAP	3/1/2009	2511277	9/3/2008	IFERC	FGT23			\$4.1200			
Financial	FIXED SWAP	3/1/2009	2511278	9/3/2008	IFERC	FGT23			\$4.1200			
Financial	FIXED SWAP	3/1/2009	2511286	9/3/2008	IFERC	FGT23			\$4.1200			
Financial	FIXED SWAP	3/1/2009	2511317	9/3/2008	IFERC	FGT23			\$4.1200			
Financial	FIXED SWAP	3/1/2009	2511322	9/3/2008	NYMEX	NG			\$4.0560			
Financial	FIXED SWAP	3/1/2009	2570024	10/7/2008	IFERC	FGT23			\$4.1200			
Subtotal												
Physical	PHYSICAL	3/1/2009	27391	6/4/2003	FGT	FGT21			\$3.8900			
Physical	PHYSICAL	3/1/2009	27521	6/4/2003	FGT	FGT22			\$4.0700			
Physical	PHYSICAL	3/1/2009	27710	6/4/2003	FGT	FGT22			\$4.0700			
Physical	PHYSICAL	3/1/2009	27839	6/4/2003	FGT	FGT23			\$4.1200			
Physical	PHYSICAL	3/1/2009	27968	6/4/2003	FGT	FGT23			\$4.1200			
Subtotal												
Total												

*V = Transaction Tested*

Physical/ Financial	Instrument	Month	Z Key	Trade Date	Market	Location	Volume	Fixed Price (\$/MWh/Dtu)	Market Settlement (\$/MWh/Dtu)	Savings(Cost) on Hedge	Actual Monthly Burn (Generation & Tolling)	Total % Hedged
Financial	FIXED FINANCIAL OPTION	4/1/2009	1383763	12/13/2005	NYMEX	NG			\$3.6310			
Financial	FIXED FINANCIAL OPTION	4/1/2009	1386817	12/14/2005	NYMEX	NG			\$3.6310			
Financial	FIXED SWAP	4/1/2009	1383239	12/13/2005	NYMEX	NG			\$3.6310			
Financial	FIXED SWAP	4/1/2009	1386793	12/14/2005	NYMEX	NG			\$3.6310			
Financial	FIXED SWAP	4/1/2009	1403076	12/27/2005	NYMEX	NG			\$3.6310			
Financial	FIXED SWAP	4/1/2009	1757624	8/30/2006	IFERC	FGT23			\$3.6500			
Financial	FIXED SWAP	4/1/2009	1767621	9/8/2006	IFERC	FGT23			\$3.6500			
Financial	FIXED SWAP	4/1/2009	1774726	9/14/2006	IFERC	FGT23			\$3.6500			
Financial	FIXED SWAP	4/1/2009	1831552	10/17/2006	NYMEX	NG			\$3.6310			
Financial	FIXED SWAP	4/1/2009	1840039	10/25/2006	NYMEX	NG			\$3.6310			
Financial	FIXED SWAP	4/1/2009	1896554	12/15/2006	NYMEX	NG			\$3.6310			
Financial	FIXED SWAP	4/1/2009	1972065	2/23/2007	NYMEX	NG			\$3.6310			
Financial	FIXED SWAP	4/1/2009	2005413	3/26/2007	NYMEX	NG			\$3.6310			
Financial	FIXED SWAP	4/1/2009	2045554	4/20/2007	NYMEX	NG			\$3.6310			
Financial	FIXED SWAP	4/1/2009	2074034	5/10/2007	NYMEX	NG			\$3.6310			
Financial	FIXED SWAP	4/1/2009	2087500	5/24/2007	NYMEX	NG			\$3.6310			
Financial	FIXED SWAP	4/1/2009	2109331	6/12/2007	NYMEX	NG			\$3.6310			
Financial	FIXED SWAP	4/1/2009	2111636	6/15/2007	NYMEX	NG			\$3.6310			
Financial	FIXED SWAP	4/1/2009	2117798	6/22/2007	NYMEX	NG			\$3.6310			
Financial	FIXED SWAP	4/1/2009	2127590	7/9/2007	NYMEX	NG			\$3.6310			
Financial	FIXED SWAP	4/1/2009	2182008	8/28/2007	NYMEX	NG			\$3.6310			
Financial	FIXED SWAP	4/1/2009	2186602	9/5/2007	IFERC	HHUB			\$3.8500			
Financial	FIXED SWAP	4/1/2009	2194762	9/12/2007	IFERC	HHUB			\$3.8500			
Financial	FIXED SWAP	4/1/2009	2203323	9/19/2007	IFERC	HHUB			\$3.8500			
Financial	FIXED SWAP	4/1/2009	2209375	9/26/2007	IFERC	HHUB			\$3.8500			
Financial	FIXED SWAP	4/1/2009	2241983	10/16/2007	IFERC	HHUB			\$3.8500			
Financial	FIXED SWAP	4/1/2009	2245663	10/23/2007	IFERC	HHUB			\$3.8500			
Financial	FIXED SWAP	4/1/2009	2252888	1/17/2007	IFERC	HHUB			\$3.8500			
Financial	FIXED SWAP	4/1/2009	2270262	1/19/2007	IFERC	HHUB			\$3.8500			
Financial	FIXED SWAP	4/1/2009	2271723	1/24/2007	IFERC	HHUB			\$3.8500			
Financial	FIXED SWAP	4/1/2009	2305853	1/10/2008	NYMEX	NG			\$3.6310			
Financial	FIXED SWAP	4/1/2009	2345151	2/25/2008	IFERC	FGT23			\$3.6500			
Financial	FIXED SWAP	4/1/2009	2369645	3/27/2008	IFERC	FGT23			\$3.6500			
Financial	FIXED SWAP	4/1/2009	2372687	4/2/2008	IFERC	FGT23			\$3.6500			
Financial	FIXED SWAP	4/1/2009	2402518	4/17/2008	IFERC	FGT23			\$3.6500			
Financial	FIXED SWAP	4/1/2009	2403450	4/18/2008	IFERC	FGT23			\$3.6500			
Financial	FIXED SWAP	4/1/2009	2407160	4/24/2008	IFERC	FGT23			\$3.6500			
Financial	FIXED SWAP	4/1/2009	2409245	4/28/2008	IFERC	FGT23			\$3.8500			
Financial	FIXED SWAP	4/1/2009	2410559	5/1/2008	IFERC	FGT23			\$3.8500			
Financial	FIXED SWAP	4/1/2009	2432480	5/22/2008	IFERC	FGT23			\$3.8500			
Financial	FIXED SWAP	4/1/2009	2449556	6/10/2008	IFERC	FGT23			\$3.8500			
Financial	FIXED SWAP	4/1/2009	2456653	6/24/2008	IFERC	FGT23			\$3.8500			

**SOURCE**

*Hedging Information Report*

*47-7*

**Progress Energy Florida  
Transaction Details  
12 Month Period Ending Aug. 15, 2009  
Docket # 090001-EI**

*Aug 13*

CPTY	Cpty Name B/S	Put/Call	Z Key	Deal	Instrument	Month	Quantity	P&L	Premium	Settlement
B				2425588	BGS772	FIXED SWA	3/1/2009			
B				2467459	BH1483	FIXED SWA	3/1/2009			
B				2511286	BIA757	FIXED SWA	3/1/2009			
B				2195584	BDM460	FIXED SWA	3/1/2009			
B				1383237	ASS557	FIXED SWA	3/1/2009			
B				2449555	BHB263	FIXED SWA	3/1/2009			
B				2454578	BHD128	FIXED SWA	3/1/2009			
S		PUT		1583763	AWS009	FIXED FINA	3/1/2009			
B				1757623	AX0702	FIXED SWA	3/1/2009			
B				2407459	BGL513	FIXED SWA	3/1/2009			
B				2437182	BGX245	FIXED SWA	3/1/2009			
B				2488960	BGY141	FIXED SWA	3/1/2009			
B				2478887	BHM698	FIXED SWA	3/1/2009			
B				2484105	BHP093	FIXED SWA	3/1/2009			
B				2486848	BHQ356	FIXED SWA	3/1/2009			
B				2499103	BHV019	FIXED SWA	3/1/2009			
B				2500409	BHV572	FIXED SWA	3/1/2009			
B				2511278	BIA751	FIXED SWA	3/1/2009			
B				2570024	BHT048	FIXED SWA	3/1/2009			
B				2474639	BHK964	FIXED SWA	3/1/2009			
B				2509310	BIA229	FIXED SWA	3/1/2009			
B				2511277	BIA750	FIXED SWA	3/1/2009			
B				1840037	AYO532	FIXED SWA	3/1/2009			
B				2465633	BHI036	FIXED SWA	3/1/2009			
B				2490922	BHR831	FIXED SWA	3/1/2009			
B				2097046	BCC194	FIXED SWA	3/1/2009			
B				2364025	BFW526	FIXED SWA	3/1/2009			
B				2462499	BHG605	FIXED SWA	3/1/2009			
B				2474522	BHK914	FIXED SWA	3/1/2009			
B				2483208	BHO715	FIXED SWA	3/1/2009			
B				2485015	BHP539	FIXED SWA	3/1/2009			
B				2486751	BHQ318	FIXED SWA	3/1/2009			
B				2495024	BHT340	FIXED SWA	3/1/2009			
B				2511206	BIA697	FIXED SWA	3/1/2009			
B				2511232	BIA720	FIXED SWA	3/1/2009			
B				1831550	AYL401	FIXED SWA	3/1/2009			
B				2111628	BCF962	FIXED SWA	3/1/2009			
B				2403421	BGK145	FIXED SWA	3/1/2009			
B				2456651	BHE239	FIXED SWA	3/1/2009			
B				2504392	BHX577	FIXED SWA	3/1/2009			
B				2511317	BIA781	FIXED SWA	3/1/2009			
B				2429271	BGT676	FIXED SWA	3/1/2009			
B				2092554	BCA715	FIXED SWA	3/1/2009			
B				2252887	BEH348	FIXED SWA	3/1/2009			
B				2286931	BEV369	FIXED SWA	3/1/2009			
B				2355639	BFT029	FIXED SWA	3/1/2009			
B				2511322	BIA786	FIXED SWA	3/1/2009			
B				2117794	BCH980	FIXED SWA	3/1/2009			
B				2301774	BBF565	FIXED SWA	3/1/2009			
B				2304217	BFCS61	FIXED SWA	3/1/2009			
B				2322748	BF1807	FIXED SWA	3/1/2009			
B				2502230	BHW624	FIXED SWA	3/1/2009			
B				1386791	AST019	FIXED SWA	3/1/2009			
B				1403074	ASZ982	FIXED SWA	3/1/2009			
B				1774724	AXW057	FIXED SWA	3/1/2009			
B				2499882	BHV346	FIXED SWA	3/1/2009			
S		PUT		1386815	AWS034	FIXED FINA	3/1/2009			

*47-7/1*

*47-7/1*

**SOURCE**



Progress Energy Florida  
Transaction Details  
12 Month Period Ending Aug. 15, 2009  
Docket # 090001-EM

KRAM  
9/10/09  
Suppl

REDACTED

47-7/2

SOURCE



47-7/2

**Progress Energy Florida  
Transaction Details  
12 Month Period Ending Aug. 15, 2009  
Docket # 090001-EI**

*RAM  
9/1/09 JMR 9.3*



Confirmation Number: [REDACTED]  
Parent Number: [REDACTED]

**Swap Transaction Confirmation**

To: [REDACTED]  
(Counterparty)  
Contact: Confirmations  
Phone: 281-366-7845  
Fax: 281-366-1633

From: Florida Power Corporation d/b/a Progress Energy  
Florida, Inc. (Company)  
Contact: Arnette Prescott  
Phone: 919-546-2419  
Fax: 919-546-3258

Re: Commodity Swap Transaction

The purpose of this Transaction Confirmation is to confirm the terms and conditions of the Transaction entered into between us on the Trade Date specified below (the "Transaction"). This Confirmation constitutes a "Confirmation" as referred to in, and supplements, forms part of and is subject to, the ISDA Master Agreement between [REDACTED] and Florida Power Corporation d/b/a Progress Energy Florida, Inc., dated 02/01/2006, as amended and supplemented from time to time (the "Master Agreement").

The definitions and provisions contained in the 2000 ISDA Definitions and the 1993 ISDA Commodity Derivative Definitions, as each may be amended, supplemented, replaced, updated, restated or modified from time to time (the "Definitions"), each as published by the International Swaps and Derivatives Association, Inc., are incorporated into this Transaction Confirmation. In the event of any inconsistency between the provisions of this Confirmation and the Definitions, this Confirmation shall govern.

Trade Date: [REDACTED]  
Commodity: GAS  
Total Quantity: [REDACTED]  
Effective Date: [REDACTED]  
Termination Date: [REDACTED]  
Fixed Price Payer: Florida Power Corporation d/b/a Progress Energy Florida, Inc.  
Floating Price Payer: [REDACTED]  
Rounding: [REDACTED]

Calculation Period(s)		Delivery Days MTWTFSSh	Notional Quantity (MMBTU per DAY)	Fixed Price (USD per MMBTU)	Floating Price	
From	To				Commodity Reference Price	Pricing Date
[REDACTED]	[REDACTED]	[REDACTED]	[REDACTED]	[REDACTED]	[REDACTED]	[REDACTED]

Broker: [REDACTED]

Please confirm that the terms of this Transaction Confirmation accurately reflect our verbal agreement regarding the transaction described herein by executing this Transaction Confirmation and returning it to Florida Power Corporation d/b/a Progress Energy Florida, Inc. via facsimile transmission at 919-546-3258. This Confirmation shall be conclusively deemed accurate and complete if not objected to within two (2) Business Days of your receipt of same.



Agreed and Accepted:

Florida Power Corporation d/b/a Progress Energy Florida, Inc.  
(Company)

[REDACTED] (Counterparty)

*Edl & Cl*

Edward D. McCluskey  
Sr Gas Trader

Name:  
Title:

*47-7/3*



*47-7/3*

**Progress Energy Florida  
Hedging Report Data  
12 Month Period Ending Aug. 15, 2009  
Docket # 090001-E**


*RAM  
9/10/09  
JUR 9/14*

Physical/ Financial	Instrument	Month	Z Key	Trade Date	Market	Location	Volume	Fixed Price (\$/M/Btu)	Market Settlement (\$/M/Btu)	Savings/(Cost) on Hedge	Actual Monthly Burn (Generation & Tailing)	Total % Hedged
Financial	FIXED FINANCIAL OPTION	5/1/2009	1164516	8/9/2005	NYMEX	NG						
Financial	FIXED FINANCIAL OPTION	5/1/2009	1665908	12/13/2005	NYMEX	NG			\$3.3210			
Financial	FIXED FINANCIAL OPTION	5/1/2009	1383802	12/14/2005	NYMEX	NG			\$3.3210			
Financial	FIXED FINANCIAL OPTION	5/1/2009	1388819	8/9/2005	NYMEX	NG			\$3.3210			
Financial	FIXED SWAP	5/1/2009	1383242	12/13/2005	NYMEX	NG			\$3.3210			
Financial	FIXED SWAP	5/1/2009	1388795	12/14/2005	NYMEX	NG			\$3.3210			
Financial	FIXED SWAP	5/1/2009	1403079	12/21/2005	NYMEX	NG			\$3.3210			
Financial	FIXED SWAP	5/1/2009	1757825	8/30/2006	IFERC	FGT23			\$3.4100			
Financial	FIXED SWAP	5/1/2009	1767822	9/8/2006	IFERC	FGT23			\$3.4100			
Financial	FIXED SWAP	5/1/2009	1774727	9/14/2006	IFERC	FGT23			\$3.4100			
Financial	FIXED SWAP	5/1/2009	1831555	10/17/2006	NYMEX	NG			\$3.3210			
Financial	FIXED SWAP	5/1/2009	1840041	10/25/2006	NYMEX	NG			\$3.3210			
Financial	FIXED SWAP	5/1/2009	1898555	12/15/2006	NYMEX	NG			\$3.3210			
Financial	FIXED SWAP	5/1/2009	1936448	1/24/2007	NYMEX	NG			\$3.3210			
Financial	FIXED SWAP	5/1/2009	1972066	2/23/2007	NYMEX	NG			\$3.3210			
Financial	FIXED SWAP	5/1/2009	2065414	3/26/2007	NYMEX	NG			\$3.3210			
Financial	FIXED SWAP	5/1/2009	2045555	4/20/2007	NYMEX	NG			\$3.3210			
Financial	FIXED SWAP	5/1/2009	2074039	5/10/2007	NYMEX	NG			\$3.3210			
Financial	FIXED SWAP	5/1/2009	2087502	5/24/2007	NYMEX	NG			\$3.3210			
Financial	FIXED SWAP	5/1/2009	2108332	6/12/2007	NYMEX	NG			\$3.3210			
Financial	FIXED SWAP	5/1/2009	2111639	6/15/2007	NYMEX	NG			\$3.3210			
Financial	FIXED SWAP	5/1/2009	2117799	6/22/2007	NYMEX	NG			\$3.3210			
Financial	FIXED SWAP	5/1/2009	2127591	7/9/2007	NYMEX	NG			\$3.3210			
Financial	FIXED SWAP	5/1/2009	2182009	8/28/2007	NYMEX	NG			\$3.3210			
Financial	FIXED SWAP	5/1/2009	2188603	9/5/2007	IFERC	HHUB			\$3.3300			
Financial	FIXED SWAP	5/1/2009	2194763	9/12/2007	IFERC	HHUB			\$3.3300			
Financial	FIXED SWAP	5/1/2009	2203325	9/19/2007	IFERC	HHUB			\$3.3300			
Financial	FIXED SWAP	5/1/2009	2209378	9/28/2007	IFERC	HHUB			\$3.3300			
Financial	FIXED SWAP	5/1/2009	2241994	10/18/2007	IFERC	HHUB			\$3.3300			
Financial	FIXED SWAP	5/1/2009	2245664	10/23/2007	IFERC	HHUB			\$3.3300			
Financial	FIXED SWAP	5/1/2009	2252891	11/1/2007	IFERC	HHUB			\$3.3300			
Financial	FIXED SWAP	5/1/2009	2270265	11/19/2007	IFERC	HHUB			\$3.3300			
Financial	FIXED SWAP	5/1/2009	2277124	12/4/2007	IFERC	HHUB			\$3.3300			
Financial	FIXED SWAP	5/1/2009	2305854	1/10/2008	NYMEX	NG			\$3.3210			
Financial	FIXED SWAP	5/1/2009	2322749	1/31/2008	IFERC	HHUB			\$3.3300			
Financial	FIXED SWAP	5/1/2009	2338193	2/14/2008	IFERC	HHUB			\$3.3300			
Financial	FIXED SWAP	5/1/2009	2343076	2/20/2008	IFERC	HHUB			\$3.3300			
Financial	FIXED SWAP	5/1/2009	2344204	2/22/2008	IFERC	HHUB			\$3.3300			
Financial	FIXED SWAP	5/1/2009	2345152	2/25/2008	IFERC	FGT23			\$3.4100			
Financial	FIXED SWAP	5/1/2009	2351232	3/4/2008	IFERC	FGT23			\$3.4100			
Financial	FIXED SWAP	5/1/2009	2357314	3/7/2008	IFERC	FGT23			\$3.4100			
Financial	FIXED SWAP	5/1/2009	2362805	3/14/2008	IFERC	FGT23			\$3.4100			
Financial	FIXED SWAP	5/1/2009	2366172	3/19/2008	IFERC	FGT23			\$3.4100			
Financial	FIXED SWAP	5/1/2009	2369646	3/27/2008	IFERC	FGT23			\$3.4100			
Financial	FIXED SWAP	5/1/2009	2372688	4/2/2008	IFERC	FGT23			\$3.4100			
Financial	FIXED SWAP	5/1/2009	2402521	4/17/2008	IFERC	FGT23			\$3.4100			
Financial	FIXED SWAP	5/1/2009	2403452	4/18/2008	IFERC	FGT23			\$3.4100			
Financial	FIXED SWAP	5/1/2009	2407161	4/24/2008	IFERC	FGT23			\$3.4100			
Financial	FIXED SWAP	5/1/2009	2409248	4/29/2008	IFERC	FGT23			\$3.4100			
Financial	FIXED SWAP	5/1/2009	2410562	5/1/2008	IFERC	FGT23			\$3.4100			
Financial	FIXED SWAP	5/1/2009	2426211	5/13/2008	IFERC	FGT23			\$3.4100			
Financial	FIXED SWAP	5/1/2009	2432481	5/22/2008	IFERC	FGT23			\$3.4100			
Financial	FIXED SWAP	5/1/2009	2436491	5/28/2008	IFERC	FGT23			\$3.4100			
Financial	FIXED SWAP	5/1/2009	2442968	6/5/2008	IFERC	FGT23			\$3.4100			
Financial	FIXED SWAP	5/1/2009	2449557	6/10/2008	IFERC	FGT23			\$3.4100			
Financial	FIXED SWAP	5/1/2009	2456856	6/24/2008	IFERC	FGT23			\$3.4100			
Financial	FIXED SWAP	5/1/2009	2462501	7/2/2008	IFERC	FGT23			\$3.4100			
Financial	FIXED SWAP	5/1/2009	2465856	7/8/2008	IFERC	FGT23			\$3.4100			
Financial	FIXED SWAP	5/1/2009	2474530	7/17/2008	IFERC	FGT23			\$3.4100			
Financial	FIXED SWAP	5/1/2009	2474845	7/17/2008	IFERC	FGT23			\$3.4100			
Financial	FIXED SWAP	5/1/2009	2478888	7/24/2008	IFERC	FGT23			\$3.4100			
Financial	FIXED SWAP	5/1/2009	2483224	7/30/2008	IFERC	FGT23			\$3.4100			
Financial	FIXED SWAP	5/1/2009	2484997	8/1/2008	IFERC	FGT23			\$3.4100			
Financial	FIXED SWAP	5/1/2009	2488850	8/4/2008	IFERC	FGT23			\$3.4100			
Financial	FIXED SWAP	5/1/2009	2490947	8/8/2008	IFERC	FGT23			\$3.4100			
Financial	FIXED SWAP	5/1/2009	2495028	8/13/2008	IFERC	FGT23			\$3.4100			
Financial	FIXED SWAP	5/1/2009	2499104	8/20/2008	IFERC	HHUB			\$3.3300			
Financial	FIXED SWAP	5/1/2009	2499884	8/21/2008	IFERC	HHUB			\$3.3300			
Financial	FIXED SWAP	5/1/2009	2500411	8/22/2008	IFERC	HHUB			\$3.3300			
Financial	FIXED SWAP	5/1/2009	2502232	8/28/2008	IFERC	FGT23			\$3.4100			
Financial	FIXED SWAP	5/1/2009	2504400	8/28/2008	IFERC	FGT23			\$3.4100			
Financial	FIXED SWAP	5/1/2009	2509312	9/2/2008	IFERC	FGT23			\$3.4100			
Financial	FIXED SWAP	5/1/2009	2511213	9/3/2008	IFERC	FGT23			\$3.4100			
Financial	FIXED SWAP	5/1/2009	2511221	9/3/2008	IFERC	HHUB			\$3.4100			
Financial	FIXED SWAP	5/1/2009	2511288	9/3/2008	IFERC	HHUB			\$3.3300			
Financial	FIXED SWAP	5/1/2009	2511295	9/3/2008	IFERC	FGT23			\$3.4100			
Financial	FIXED SWAP	5/1/2009	2511319	9/3/2008	IFERC	HHUB			3.33			
Financial	FIXED SWAP	5/1/2009	2513178	9/4/2008	IFERC	HHUB			\$3.4100			
Financial	FIXED SWAP	5/1/2009	2570026	10/7/2008	IFERC	HHUB			\$3.3300			
Financial	FIXED SWAP	5/1/2009	2581493	10/24/2008	IFERC	HHUB			\$3.3300			
Subtotal												
Physical	PHYSICAL	5/1/2009	27393	8/4/2003	FGT	FGT21			\$3.2800			
Physical	PHYSICAL	5/1/2009	27523	6/4/2003	FGT	FGT22			\$3.3400			
Physical	PHYSICAL	5/1/2009	27712	6/4/2003	FGT	FGT22			\$3.3400			
Physical	PHYSICAL	5/1/2009	27842	6/4/2003	FGT	FGT23			\$3.4100			
Physical	PHYSICAL	5/1/2009	27968	6/4/2003	FGT	FGT23			\$3.4100			
Total												



✓ = Transaction Tested

47-8



Hedging Information Report

47-8



**Progress Energy Florida  
Transaction Details  
12 Month Period Ending Aug. 15, 2009  
Docket # 090001-E**

*KAM*  
*9/09* *Aug 14*

B/S	CPTY	Cpty Name	Put/Call	Index	Z Key	Deal	Instrument	Month	Quantity	P&L	Premium	Settlement
B				IFERC/FGT	2511288	BIA759	FIXED SWAP	5/1/2009				
B				IFERC/HHL	2511227	BIA715	FIXED SWAP	5/1/2009				
B				NYMEX/NC	1936448	AZ046	FIXED SWAP	5/1/2009				
B				NYMEX/NC	2005414	BAX003	FIXED SWAP	5/1/2009				
B				NYMEX/NC	2111639	BCF973	FIXED SWAP	5/1/2009				
B				NYMEX/NC	2305854	BFD333	FIXED SWAP	5/1/2009				
B				IFERC/HHL	2241954	BEC570	FIXED SWAP	5/1/2009				
B				NYMEX/NC	1883242	ASS559	FIXED SWAP	5/1/2009				
B				NYMEX/NC	2187009	BDG763	FIXED SWAP	5/1/2009				
B				IFERC/FGT	757625	AX0704	FIXED SWAP	5/1/2009				
B				IFERC/FGT	1767822	AX0847	FIXED SWAP	5/1/2009				
B				IFERC/FGT	2447958	BG2289	FIXED SWAP	5/1/2009				
B				IFERC/FGT	2456656	BHE243	FIXED SWAP	5/1/2009				
B				IFERC/FGT	2502232	BHW626	FIXED SWAP	5/1/2009				
B				IFERC/FGT	2462501	BHG607	FIXED SWAP	5/1/2009				
B				IFERC/FGT	2483724	BHQ718	FIXED SWAP	5/1/2009				
B				IFERC/FGT	2484997	BHP526	FIXED SWAP	5/1/2009				
B				IFERC/FGT	2504400	BHX585	FIXED SWAP	5/1/2009				
B				IFERC/HHL	2188603	BID832	FIXED SWAP	5/1/2009				
B				IFERC/HHL	2194763	BDM107	FIXED SWAP	5/1/2009				
B				IFERC/HHL	2209376	BDR419	FIXED SWAP	5/1/2009				
B				IFERC/HHL	22245664	BEE438	FIXED SWAP	5/1/2009				
B				IFERC/HHL	2277124	BES201	FIXED SWAP	5/1/2009				
B				IFERC/HHL	2344204	BFP073	FIXED SWAP	5/1/2009				
B				IFERC/HHL	2499104	BHV020	FIXED SWAP	5/1/2009				
B				IFERC/HHL	2500411	BHV573	FIXED SWAP	5/1/2009				
B				IFERC/HHL	2570026	BIT051	FIXED SWAP	5/1/2009				
B				NYMEX/NC	1840041	AY0534	FIXED SWAP	5/1/2009				
B				NYMEX/NC	1893555	AZK541	FIXED SWAP	5/1/2009				
B				NYMEX/NC	2045555	BB1295	FIXED SWAP	5/1/2009				
B				NYMEX/NC	2108332	BCF042	FIXED SWAP	5/1/2009				
B				IFERC/FGT	2402521	BGG731	FIXED SWAP	5/1/2009				
B				IFERC/FGT	2426211	BGT107	FIXED SWAP	5/1/2009				
B				IFERC/FGT	2474380	BHK918	FIXED SWAP	5/1/2009				
B				IFERC/FGT	2474645	BHK967	FIXED SWAP	5/1/2009				
B				IFERC/FGT	2486850	BHQ358	FIXED SWAP	5/1/2009				
B				IFERC/FGT	2511215	BIA704	FIXED SWAP	5/1/2009				
B				IFERC/HHL	2499884	BHV547	FIXED SWAP	5/1/2009				
B				NYMEX/NC	2074039	BAT363	FIXED SWAP	5/1/2009				
B				NYMEX/NC	2117799	BCH984	FIXED SWAP	5/1/2009				
B				IFERC/FGT	2357314	BET643	FIXED SWAP	5/1/2009				
B				IFERC/FGT	2362605	BEV792	FIXED SWAP	5/1/2009				
B				IFERC/FGT	2366172	BF3303	FIXED SWAP	5/1/2009				
B				IFERC/FGT	2403452	BGK158	FIXED SWAP	5/1/2009				
B				IFERC/FGT	2407161	BGL515	FIXED SWAP	5/1/2009				
B				IFERC/FGT	2432481	BGV041	FIXED SWAP	5/1/2009				
B				IFERC/FGT	2465656	BH0050	FIXED SWAP	5/1/2009				
B				IFERC/FGT	2490947	BHR833	FIXED SWAP	5/1/2009				
B				IFERC/FGT	2495038	BHT343	FIXED SWAP	5/1/2009				
B				IFERC/FGT	2511319	BIA783	FIXED SWAP	5/1/2009				
B				IFERC/HHL	2322749	BF1808	FIXED SWAP	5/1/2009				
B				IFERC/HHL	2581493	BIX018	FIXED SWAP	5/1/2009				
B				NYMEX/NC	1831555	AY1404	FIXED SWAP	5/1/2009				
B				IFERC/FGT	2409248	BGM557	FIXED SWAP	5/1/2009				
B				IFERC/HHL	2513178	BIB169	FIXED SWAP	5/1/2009				
B				IFERC/FGT	2351232	BPR941	FIXED SWAP	5/1/2009				
B				IFERC/HHL	2252891	BEH351	FIXED SWAP	5/1/2009				
B				IFERC/HHL	2511295	BIA766	FIXED SWAP	5/1/2009				
B				NYMEX/NC	2087502	BBY410	FIXED SWAP	5/1/2009				
B				IFERC/FGT	2369646	BFY849	FIXED SWAP	5/1/2009				
B				IFERC/FGT	2372688	BGA232	FIXED SWAP	5/1/2009				
B				IFERC/FGT	2410562	BGN026	FIXED SWAP	5/1/2009				
B				IFERC/FGT	2436491	BGW897	FIXED SWAP	5/1/2009				
B				IFERC/FGT	2478889	BHM700	FIXED SWAP	5/1/2009				
B				IFERC/FGT	2509312	BIA231	FIXED SWAP	5/1/2009				
B				IFERC/HHL	2208925	BDP297	FIXED SWAP	5/1/2009				
B				IFERC/HHL	2338193	BFN163	FIXED SWAP	5/1/2009				
B				IFERC/HHL	2349078	BFO522	FIXED SWAP	5/1/2009				
B				NYMEX/NC	2127591	BCL691	FIXED SWAP	5/1/2009				
B				IFERC/FGT	1774727	AXW039	FIXED SWAP	5/1/2009				
B				IFERC/FGT	2445152	BFP555	FIXED SWAP	5/1/2009				
B				IFERC/FGT	2449557	BHB265	FIXED SWAP	5/1/2009				
B				IFERC/HHL	2270265	BEQ459	FIXED SWAP	5/1/2009				
B				NYMEX/NC	1386795	AST021	FIXED SWAP	5/1/2009				
B				NYMEX/NC	1403079	AS2984	FIXED SWAP	5/1/2009				
B				NYMEX/NC	1972066	BAL752	FIXED SWAP	5/1/2009				
B				CALL	1184516	AWN812	FIXED FINANC	5/1/2009				
S				PUT	1383802	AW5011	FIXED FINANC	5/1/2009				
S				PUT	1186819	AW5036	FIXED FINANC	5/1/2009				
S				PUT	1166308	AWN813	FIXED FINANC	5/1/2009				

47-8/1  
45-8



47-8/1  
47-8/1

**SOURCE**



**Progress Energy Florida  
Transaction Details  
12 Month Period Ending Aug. 15, 2009  
Docket # 090001-EL**

*Handwritten:* PBM 9/10/09 9/4



Confirmation Number: [Redacted]  
Parent Number: [Redacted]

**Swap Transaction Confirmation**

To: [Redacted] (Counterparty)  
Contact: Confirmations  
Phone: 212-412-4000  
Fax: 212-412-1819

From: Florida Power Corporation d/b/a Progress Energy Florida, Inc. (Company)  
Contact: Arnette Prescott  
Phone: 919-546-2419  
Fax: 919-546-3258

Re: Commodity Swap Transaction

The purpose of this Transaction Confirmation is to confirm the terms and conditions of the Transaction entered into between us on the Trade Date specified below (the "Transaction"). This Confirmation constitutes a "Confirmation" as referred to in, and supplements, forms part of and is subject to, the ISDA Master Agreement between [Redacted] Florida Power Corporation d/b/a Progress Energy Florida, Inc., dated 04/18/2005, as amended and supplemented from time to time (the "Master Agreement").

The definitions and provisions contained in the 2000 ISDA Definitions and the 1993 ISDA Commodity Derivative Definitions, as each may be amended, supplemented, replaced, updated, restated or modified from time to time (the "Definitions"), each as published by the International Swaps and Derivatives Association, Inc., are incorporated into this Transaction Confirmation. In the event of any inconsistency between the provisions of this Confirmation and the Definitions, this Confirmation shall govern.

Trade Date: [Redacted]  
Commodity: GAS  
Total Quantity: [Redacted] 47 p.2  
Effective Date: [Redacted]  
Termination Date: [Redacted]  
Fixed Price Payer: Florida Power Corporation d/b/a Progress Energy Florida, Inc.  
Floating Price Payer: [Redacted]  
Rounding: [Redacted]

Calculation Period(s)		Delivery Days MTWTFSSH	Notional Quantity (MMBTU per DAY)	Fixed Price (USD per MMBTU)	Floating Price	
From	To				Commodity Reference Price	Pricing Date
[Redacted]		[Redacted]	[Redacted]	[Redacted]	[Redacted]	[Redacted]

Broker:

Please confirm that the terms of this Transaction Confirmation accurately reflect our verbal agreement regarding the transaction described herein by executing this Transaction Confirmation and returning it to Florida Power Corporation d/b/a Progress Energy Florida, Inc. via facsimile transmission at 919-546-3258. This Confirmation shall be conclusively deemed accurate and complete if not objected to within two (2) Business Days of your receipt of same.

Agreed and Accepted:

Florida Power Corporation d/b/a Progress Energy Florida, Inc.  
(Company)



[Redacted] (Counterparty)

*Handwritten signature: Ed McCluskey*

Edward D. McCluskey

Sr Gas Trader

Name:

Title:

*Handwritten:* 47-8/2



*Handwritten:* 47-8/2

Progress Energy Florida  
Transaction Details  
12 Month Period Ending Aug. 15, 2009  
Docket # 090001-FI

RAM  
9/10/09 JWP 9/17

REDACTED

477-8/3

SOURCE



477 8/3

**Progress Energy Florida  
Hedging Report Data  
12 Month Period Ending Aug. 15, 2009  
Docket # 090001-EI**

*RAM  
9/1/09  
June 14*

Physical/ Financial	Instrument	Month	Z Key	Trade Date	Market	Location	Volume	Fixed Price (\$/MMBtu)	Market Settlement (\$/MMBtu)	Savings/(Cost) on Hedge	Actual Monthly Burn (Generation & Tolling)	Total % Hedged
Financial	FIXED FINANCIAL OPTION	7/1/2009	1184522	8/9/2005	NYMEX	NG						
Financial	FIXED FINANCIAL OPTION	7/1/2009	1665920	12/13/2005	NYMEX	NG			\$3,9490			
Financial	FIXED FINANCIAL OPTION	7/1/2009	1383843	12/14/2005	NYMEX	NG			\$3,9490			
Financial	FIXED FINANCIAL OPTION	7/1/2009	1388823	8/9/2005	NYMEX	NG			\$3,9490			
Financial	FIXED SWAP	7/1/2009	1363378	12/13/2005	NYMEX	NG			\$3,9490			
Financial	FIXED SWAP	7/1/2009	1386799	12/14/2005	NYMEX	NG			\$3,9490			
Financial	FIXED SWAP	7/1/2009	1403084	12/21/2005	NYMEX	NG			\$3,9490			
Financial	FIXED SWAP	7/1/2009	1620039	5/31/2006	IFERC	FGT23			\$4,1300			
Financial	FIXED SWAP	7/1/2009	1757629	8/30/2006	IFERC	FGT23			\$4,1300			
Financial	FIXED SWAP	7/1/2009	1767824	9/8/2006	IFERC	FGT23			\$4,1300			
Financial	FIXED SWAP	7/1/2009	1774729	9/14/2006	IFERC	FGT23			\$4,1300			
Financial	FIXED SWAP	7/1/2009	1795651	9/27/2006	IFERC	FGT23			\$4,1300			
Financial	FIXED SWAP	7/1/2009	1831559	10/17/2006	NYMEX	NG			\$3,9490			
Financial	FIXED SWAP	7/1/2009	1840043	10/25/2006	NYMEX	NG			\$3,9490			
Financial	FIXED SWAP	7/1/2009	1898559	12/15/2006	NYMEX	NG			\$3,9490			
Financial	FIXED SWAP	7/1/2009	1936452	1/24/2007	NYMEX	NG			\$3,9490			
Financial	FIXED SWAP	7/1/2009	1972070	2/23/2007	NYMEX	NG			\$3,9490			
Financial	FIXED SWAP	7/1/2009	2005416	3/26/2007	NYMEX	NG			\$3,9490			
Financial	FIXED SWAP	7/1/2009	2045558	4/20/2007	NYMEX	NG			\$3,9490			
Financial	FIXED SWAP	7/1/2009	2074041	5/10/2007	NYMEX	NG			\$3,9490			
Financial	FIXED SWAP	7/1/2009	2087508	5/24/2007	NYMEX	NG			\$3,9490			
Financial	FIXED SWAP	7/1/2009	2108340	6/12/2007	NYMEX	NG			\$3,9490			
Financial	FIXED SWAP	7/1/2009	2111641	6/15/2007	NYMEX	NG			\$3,9490			
Financial	FIXED SWAP	7/1/2009	2117801	8/22/2007	NYMEX	NG			\$3,9490			
Financial	FIXED SWAP	7/1/2009	2127585	7/9/2007	NYMEX	NG			\$3,9490			
Financial	FIXED SWAP	7/1/2009	2162017	8/28/2007	NYMEX	NG			\$3,9490			
Financial	FIXED SWAP	7/1/2009	2188605	9/5/2007	IFERC	HHUB			\$3,9600			
Financial	FIXED SWAP	7/1/2009	2194765	9/12/2007	IFERC	HHUB			\$3,9600			
Financial	FIXED SWAP	7/1/2009	2203331	9/19/2007	IFERC	HHUB			\$3,9600			
Financial	FIXED SWAP	7/1/2009	2209378	9/26/2007	IFERC	HHUB			\$3,9600			
Financial	FIXED SWAP	7/1/2009	2241997	10/15/2007	IFERC	HHUB			\$3,9600			
Financial	FIXED SWAP	7/1/2009	2245870	10/23/2007	IFERC	HHUB			\$3,9600			
Financial	FIXED SWAP	7/1/2009	2252893	11/1/2007	IFERC	HHUB			\$3,9600			
Financial	FIXED SWAP	7/1/2009	2270267	11/18/2007	IFERC	HHUB			\$3,9600			
Financial	FIXED SWAP	7/1/2009	2277126	12/4/2007	IFERC	HHUB			\$3,9600			
Financial	FIXED SWAP	7/1/2009	2305858	1/10/2008	NYMEX	NG			\$3,9490			
Financial	FIXED SWAP	7/1/2009	2322753	1/31/2008	IFERC	HHUB			\$3,9600			
Financial	FIXED SWAP	7/1/2009	2336195	2/14/2008	IFERC	HHUB			\$3,9600			
Financial	FIXED SWAP	7/1/2009	2343078	2/20/2008	IFERC	HHUB			\$3,9600			
Financial	FIXED SWAP	7/1/2009	2344208	2/22/2008	IFERC	HHUB			\$3,9600			
Financial	FIXED SWAP	7/1/2009	2345154	2/25/2008	IFERC	FGT23			\$4,1300			
Financial	FIXED SWAP	7/1/2009	2351234	3/4/2008	IFERC	FGT23			\$4,1300			
Financial	FIXED SWAP	7/1/2009	2357316	3/7/2008	IFERC	FGT23			\$4,1300			
Financial	FIXED SWAP	7/1/2009	2362807	3/14/2008	IFERC	FGT23			\$4,1300			
Financial	FIXED SWAP	7/1/2009	2368174	3/19/2008	IFERC	FGT23			\$4,1300			
Financial	FIXED SWAP	7/1/2009	2369651	3/27/2008	IFERC	FGT23			\$4,1300			
Financial	FIXED SWAP	7/1/2009	2372898	4/2/2008	IFERC	FGT23			\$4,1300			
Financial	FIXED SWAP	7/1/2009	2402527	4/17/2008	IFERC	FGT23			\$4,1300			
Financial	FIXED SWAP	7/1/2009	2403456	4/18/2008	IFERC	FGT23			\$4,1300			
Financial	FIXED SWAP	7/1/2009	2407163	4/24/2008	IFERC	FGT23			\$4,1300			
Financial	FIXED SWAP	7/1/2009	2409250	4/29/2008	IFERC	FGT23			\$4,1300			
Financial	FIXED SWAP	7/1/2009	2410565	5/1/2008	IFERC	FGT23			\$4,1300			
Financial	FIXED SWAP	7/1/2009	2426213	5/13/2008	IFERC	FGT23			\$4,1300			
Financial	FIXED SWAP	7/1/2009	2432483	5/22/2008	IFERC	FGT23			\$4,1300			
Financial	FIXED SWAP	7/1/2009	2438494	5/28/2008	IFERC	FGT23			\$4,1300			
Financial	FIXED SWAP	7/1/2009	2437244	5/29/2008	IFERC	FGT23			\$4,1300			
Financial	FIXED SWAP	7/1/2009	2440010	6/3/2008	IFERC	FGT23			\$4,1300			
Financial	FIXED SWAP	7/1/2009	2442970	6/8/2008	IFERC	FGT23			\$4,1300			
Financial	FIXED SWAP	7/1/2009	2449559	6/10/2008	IFERC	FGT23			\$4,1300			
Financial	FIXED SWAP	7/1/2009	2456658	6/24/2008	IFERC	FGT23			\$4,1300			
Financial	FIXED SWAP	7/1/2009	2452505	7/2/2008	IFERC	FGT23			\$4,1300			
Financial	FIXED SWAP	7/1/2009	2464935	7/7/2008	IFERC	FGT23			\$4,1300			
Financial	FIXED SWAP	7/1/2009	2455658	7/8/2008	IFERC	FGT23			\$4,1300			
Financial	FIXED SWAP	7/1/2009	2487460	7/9/2008	IFERC	FGT23			\$4,1300			
Financial	FIXED SWAP	7/1/2009	2474534	7/17/2008	IFERC	FGT23			\$4,1300			
Financial	FIXED SWAP	7/1/2009	2474649	7/17/2008	IFERC	FGT23			\$4,1300			
Financial	FIXED SWAP	7/1/2009	2478891	7/24/2008	IFERC	FGT23			\$4,1300			
Financial	FIXED SWAP	7/1/2009	2483226	7/30/2008	IFERC	FGT23			\$4,1300			
Financial	FIXED SWAP	7/1/2009	2485001	8/1/2008	IFERC	FGT23			\$4,1300			
Financial	FIXED SWAP	7/1/2009	2486852	8/4/2008	IFERC	FGT23			\$4,1300			
Financial	FIXED SWAP	7/1/2009	2490971	8/8/2008	IFERC	FGT23			\$4,1300			
Financial	FIXED SWAP	7/1/2009	2495030	8/13/2008	IFERC	FGT23			\$4,1300			
Financial	FIXED SWAP	7/1/2009	2499106	8/20/2008	IFERC	HHUB			\$3,9600			
Financial	FIXED SWAP	7/1/2009	2499888	8/21/2008	IFERC	HHUB			\$3,9600			
Financial	FIXED SWAP	7/1/2009	2500415	8/22/2008	IFERC	HHUB			\$3,9600			
Financial	FIXED SWAP	7/1/2009	2502234	8/26/2008	IFERC	FGT23			\$4,1300			
Financial	FIXED SWAP	7/1/2009	2504402	8/28/2008	IFERC	FGT23			\$4,1300			
Financial	FIXED SWAP	7/1/2009	2509315	9/2/2008	IFERC	FGT23			\$4,1300			
Financial	FIXED SWAP	7/1/2009	2511215	9/3/2008	IFERC	FGT23			\$4,1300			
Financial	FIXED SWAP	7/1/2009	2511229	9/3/2008	IFERC	HHUB			\$3,9600			
Financial	FIXED SWAP	7/1/2009	2511261	9/3/2008	IFERC	FGT23			\$4,1300			
Financial	FIXED SWAP	7/1/2009	2511290	9/3/2008	IFERC	FGT23			\$4,1300			
Financial	FIXED SWAP	7/1/2009	2511305	9/3/2008	NYMEX	NG			\$3,9490			
Financial	FIXED SWAP	7/1/2009	2511307	9/3/2008	IFERC	HHUB			\$3,9600			
Financial	FIXED SWAP	7/1/2009	2511321	9/3/2008	IFERC	FGT23			\$4,1300			
Financial	FIXED SWAP	7/1/2009	2513182	9/4/2008	IFERC	HHUB			\$3,9600			
Financial	FIXED SWAP	7/1/2009	2513204	9/4/2008	IFERC	FGT23			\$4,1300			
Financial	FIXED SWAP	7/1/2009	2570030	10/7/2008	IFERC	HHUB			\$3,9600			
Financial	FIXED SWAP	7/1/2009	2581498	10/24/2008	IFERC	HHUB			\$3,9600			
Subtotal												
Physical	PHYSICAL	7/1/2009	27396	6/4/2003	FGT	FGT21			\$3,9200			
Physical	PHYSICAL	7/1/2009	27528	6/4/2003	FGT	FGT22			\$3,9800			
Physical	PHYSICAL	7/1/2009	27714	6/4/2003	FGT	FGT22			\$3,9800			
Physical	PHYSICAL	7/1/2009	27844	6/4/2003	FGT	FGT23			\$4,1300			
Physical	PHYSICAL	7/1/2009	27970	6/4/2003	FGT	FGT23			\$4,1300			
Subtotal												
Total												

*47-9*



Realized Net Results Actual Volume  
Total Financial  
Total Physical

Volume Total Realized Net Results as of 7/31/2009 Actual Monthly Burn (Generation & Tolling) % of Actual Hedged

Shaded area represents actual burns and percentage hedged.

*✓ = Transaction Tested*

*47-9*

**SOURCE**

*Hedging Information Report*

*47-9*

**Progress Energy Florida  
Transaction Details  
12 Month Period Ending Aug. 15, 2009  
Docket # 090001-EI**

RAM  
9/1/09  
June 9/1/09

CPTY	Index	Cpty Name	Put/Call	B/S	Strike Price	Z Key	Deal	Instrument	Month	Quantity	P&L	Premium	Settlement
IFERC/FGT	B				2511290	BIA761		FIXED SWA	7/1/2009				
IFERC/HHU	B				2511229	BIA717		FIXED SWA	7/1/2009				
NYMEX/NC	B				1936452	AZY058		FIXED SWA	7/1/2009				
NYMEX/NC	B				2005416	BAX005		FIXED SWA	7/1/2009				
NYMEX/NC	B				2111641	BCF975		FIXED SWA	7/1/2009				
NYMEX/NC	B				2305856	BFD235		FIXED SWA	7/1/2009				
IFERC/HHU	B				2241997	BEC572		FIXED SWA	7/1/2009				
NYMEX/NC	B				1388378	ASS561		FIXED SWA	7/1/2009				
NYMEX/NC	B				2182017	BDG765		FIXED SWA	7/1/2009				
NYMEX/NC	B				1383843	BM0042		FIXED FINA	7/1/2009				
IFERC/FGT	B				1757625	AXG708		FIXED SWA	7/1/2009				
IFERC/FGT	B				1767824	AMU349		FIXED SWA	7/1/2009				
IFERC/FGT	B				1795651	AYA119		FIXED SWA	7/1/2009				
IFERC/FGT	B				2440010	BGY560		FIXED SWA	7/1/2009				
IFERC/FGT	B				2442570	BGL291		FIXED SWA	7/1/2009				
IFERC/FGT	B				2456658	BHE245		FIXED SWA	7/1/2009				
IFERC/FGT	B				2467460	BHI486		FIXED SWA	7/1/2009				
IFERC/FGT	B				2502234	BHW628		FIXED SWA	7/1/2009				
IFERC/FGT	B				2513204	BIB186		FIXED SWA	7/1/2009				
IFERC/FGT	B				2462505	BHG610		FIXED SWA	7/1/2009				
IFERC/FGT	B				2483226	BHO720		FIXED SWA	7/1/2009				
IFERC/FGT	B				2485001	BHP527		FIXED SWA	7/1/2009				
IFERC/FGT	B				2504402	BHX587		FIXED SWA	7/1/2009				
IFERC/HHU	B				2188605	BDI934		FIXED SWA	7/1/2009				
IFERC/HHU	B				2194765	BDM109		FIXED SWA	7/1/2009				
IFERC/HHU	B				2209378	BDR421		FIXED SWA	7/1/2009				
IFERC/HHU	B				2243670	BEE442		FIXED SWA	7/1/2009				
IFERC/HHU	B				2277126	BEJ203		FIXED SWA	7/1/2009				
IFERC/HHU	B				2341208	BFP077		FIXED SWA	7/1/2009				
IFERC/HHU	B				2439106	BHV021		FIXED SWA	7/1/2009				
IFERC/HHU	B				2500415	BHV575		FIXED SWA	7/1/2009				
IFERC/HHU	B				2570030	BIT052		FIXED SWA	7/1/2009				
NYMEX/NC	B				1840043	AYO536		FIXED SWA	7/1/2009				
NYMEX/NC	B				1898559	AZX543		FIXED SWA	7/1/2009				
NYMEX/NC	B				2048559	BBJ300		FIXED SWA	7/1/2009				
NYMEX/NC	B				2108340	BCF059		FIXED SWA	7/1/2009				
NYMEX/NC	B				2511305	BIA772		FIXED SWA	7/1/2009				
IFERC/FGT	B				2402527	BGI735		FIXED SWA	7/1/2009				
IFERC/FGT	B				2426213	BGT109		FIXED SWA	7/1/2009				
IFERC/FGT	B				2464935	BHH726		FIXED SWA	7/1/2009				
IFERC/FGT	B				2474534	BHK921		FIXED SWA	7/1/2009				
IFERC/FGT	B				2474649	BHK969		FIXED SWA	7/1/2009				
IFERC/FGT	B				2486852	BHQ360		FIXED SWA	7/1/2009				
IFERC/FGT	B				2511215	BIA706		FIXED SWA	7/1/2009				
IFERC/HHU	B				2499888	BHV349		FIXED SWA	7/1/2009				
NYMEX/NC	B				2074041	BBT365		FIXED SWA	7/1/2009				
NYMEX/NC	B				2117801	BCJ986		FIXED SWA	7/1/2009				
IFERC/FGT	B				2357316	BFT645		FIXED SWA	7/1/2009				
IFERC/FGT	B				2362607	BFV787		FIXED SWA	7/1/2009				
IFERC/FGT	B				2366174	BFX305		FIXED SWA	7/1/2009				
IFERC/FGT	B				2403456	BGK160		FIXED SWA	7/1/2009				
IFERC/FGT	B				2407163	BGL517		FIXED SWA	7/1/2009				
IFERC/FGT	B				2432483	BGV046		FIXED SWA	7/1/2009				
IFERC/FGT	B				2437244	BGX312		FIXED SWA	7/1/2009				
IFERC/FGT	B				2465658	BHI052		FIXED SWA	7/1/2009				
IFERC/FGT	B				2490971	BHR835		FIXED SWA	7/1/2009				
IFERC/FGT	B				2495030	BHT345		FIXED SWA	7/1/2009				
IFERC/FGT	B				2511261	BIA739		FIXED SWA	7/1/2009				
IFERC/FGT	B				2511321	BIA785		FIXED SWA	7/1/2009				
IFERC/HHU	B				2372753	BFJ812		FIXED SWA	7/1/2009				
IFERC/HHU	B				2581498	BIX021		FIXED SWA	7/1/2009				
NYMEX/NC	B				1831559	AVL406		FIXED SWA	7/1/2009				
IFERC/FGT	B				2409250	BGM563		FIXED SWA	7/1/2009				
IFERC/HHU	B				2513182	BIB165		FIXED SWA	7/1/2009				
IFERC/FGT	B				2351234	BFR943		FIXED SWA	7/1/2009				
IFERC/HHU	B				2252893	BEI353		FIXED SWA	7/1/2009				
IFERC/HHU	B				2511307	BIA774		FIXED SWA	7/1/2009				
NYMEX/NC	B				2087506	BBY413		FIXED SWA	7/1/2009				
IFERC/FGT	B				1620089	AVW275		FIXED SWA	7/1/2009				
IFERC/FGT	B				2369651	BFY853		FIXED SWA	7/1/2009				
IFERC/FGT	B				2372698	BGA238		FIXED SWA	7/1/2009				
IFERC/FGT	B				2410565	BGN025		FIXED SWA	7/1/2009				
IFERC/FGT	B				2436494	BGW900		FIXED SWA	7/1/2009				
IFERC/FGT	B				2478891	BHM707		FIXED SWA	7/1/2009				
IFERC/FGT	B				2509315	BIA234		FIXED SWA	7/1/2009				
IFERC/HHU	B				2208331	BDP298		FIXED SWA	7/1/2009				
IFERC/HHU	B				2338195	BFN165		FIXED SWA	7/1/2009				
IFERC/HHU	B				2343078	BFO524		FIXED SWA	7/1/2009				
NYMEX/NC	B				2127595	BCL695		FIXED SWA	7/1/2009				
IFERC/FGT	B				1774729	AXW061		FIXED SWA	7/1/2009				
IFERC/FGT	B				2345154	BFJ557		FIXED SWA	7/1/2009				
IFERC/FGT	B				2449559	BIB267		FIXED SWA	7/1/2009				
IFERC/HHU	B				2270267	BEQ461		FIXED SWA	7/1/2009				
NYMEX/NC	B				1386799	AST023		FIXED SWA	7/1/2009				
NYMEX/NC	B				1403084	ASZ986		FIXED SWA	7/1/2009				
NYMEX/NC	B				1972070	BAL759		FIXED SWA	7/1/2009				
NYMEX/NC	B				1184522	BM0040		FIXED FINA	7/1/2009				
NYMEX/NC	B				1665920	BM0041		FIXED FINA	7/1/2009				
NYMEX/NC	B				1386823	BM0043		FIXED FINA	7/1/2009				



47 p.2  
47-4

47-9/1

47-9/1

SOURCE



Progress Energy Florida  
Transaction Details  
12 Month Period Ending Aug. 15, 2009  
Docket # 090001-EI

RAM  
9/10/09 JWP 9/4

REDACTED

417-9/2

SOURCE



417-9/2

Progress Energy Florida  
Transaction Details  
12 Month Period Ending Aug. 15, 2009  
Docket # 090001-F1

RAM  
9/10/09  
4/7-9/3

Date: 2/29/2008 Time: 11:42 AM To: Documentation Department @ 919195463258 20  
3-719-5003 (GAS) Page: 002-002



Deal No. [Redacted]

Acting as agent for [Redacted]  
677 Washington Blvd, Floor 10-N  
Stamford, CT 06901  
Phone: (203) 719-3000  
Fax: (203) 719-5091

2345151  
52  
53  
54  
55  
56  
57

CONFIRMATION - SWAP

To: Florida Power Corporation d/b/a Progress Energy Florida, Inc. Date: [Redacted]  
("Party B")  
Attention: Document Department From: [Redacted] ("Party A")  
Fax No.: (713) 646-8420 Re: Swap [Redacted]

The purpose of this facsimile is to confirm the terms and conditions of the Transaction entered into between us on the Trade Date specified below (the "Transaction"). This facsimile supplements, forms part of, is subject to and constitutes a "Confirmation" under the ISDA Master Agreement dated as of November 3, 2004, as amended and supplemented from time to time (the "Agreement"). All provisions contained in the Agreement govern this Confirmation except as expressly modified below. The terms of the particular Transaction to which this Confirmation relates are as follows:

Transaction: Commodity Swap

Trade Date: [Redacted]

Commodity: Natural Gas

Commodity Unit: MMBtu (One Million British Thermal Units)

Effective Date: [Redacted]

Termination Date: [Redacted]

Notional Quantity per Calculation Period: [Redacted] multiplied by the number of days in the relevant Calculation Period

Calculation Period(s): Each calendar month beginning with [Redacted]

Payment Date(s): The fifth (5th) Business Day succeeding the last Pricing Date for the applicable Calculation Period

Party B pays Fixed Price: US Dollars [Redacted]

Party A pays Floating Price: The Florida Gas Transmission Co. - Zone 3 Index price for delivery during the applicable Calculation Period in the "Prices of Spot Gas Delivered to Pipelines" section located in the first issue of Inside F.E.R.C.'s Gas Market Report published during the applicable Calculation Period

For the purposes of the calculations of the Floating Price(s), all numbers shall be rounded as follows: Floating Price(s) relating to commodities quoted in (i) gallons shall be rounded to five places, (ii) MMBtu's shall be rounded to four places, (iii) barrels shall be rounded to three places and (iv) gigajoules shall be rounded to four places. If the number after the final number is five (5) or greater then the final number shall be increased by one (1), and if the number after the final number is less than five (5) then the final number shall remain unchanged.

If this Confirmation correctly sets forth the terms of the Transaction that we have entered into, please promptly confirm in a reply to us by signing below and sending this Confirmation (or a copy hereof) to us (or notifying us of any bona fide error that would require revision in order to accurately reflect our agreement on the Transaction) by facsimile transmission within two Business Days after your receipt of this Confirmation. If you fail to so reply within such time period, the terms hereof will constitute binding and conclusive evidence of the Transaction. We look forward to receiving your prompt reply.

Sincerely,

[Redacted signature]



By: [Redacted]

Bryce Baxter

Name: Bryce Baxter  
Title: Executive Director

[Handwritten signature]

By: Carl Rizzo  
Name: Carl Rizzo  
Title: Director

Florida Power Corporation d/b/a Progress Energy Florida, Inc.

By: [Handwritten signature]

Name: JAY NEMETH  
Title: GAS TRADER

[Redacted line]

47-9/3

SOURCE



47-9/3

**Progress Energy Florida  
Transaction Details  
12 Month Period Ending Aug. 15, 2009  
Docket # 090001-E1**

*RAM*  
*9/09*



Confirmation Number:  [Redacted]  
Parent Number: [Redacted]

**Swap Transaction Confirmation**

To:  [Redacted] (Counterparty)  
Contact: CONFIRMATIONS  
Phone: 203-719-3000  
Fax: 203-719-5091

From: Florida Power Corporation d/b/a Progress Energy Florida, Inc. (Company)  
Contact: Arnette Prescott  
Phone: 919-546-2419  
Fax: 919-546-3258

Re: Commodity Swap Transaction

The purpose of this Transaction Confirmation is to confirm the terms and conditions of the Transaction entered into between us on the Trade Date specified below (the "Transaction"). This Confirmation constitutes a "Confirmation" as referred to in, and supplements, forms part of and is subject to, the ISDA Master Agreement between [Redacted] and Florida Power Corporation d/b/a Progress Energy Florida, Inc., dated 11/03/2004, as amended and supplemented from time to time (the "Master Agreement").

The definitions and provisions contained in the 2000 ISDA Definitions and the 1993 ISDA Commodity Derivative Definitions, as each may be amended, supplemented, replaced, updated, restated or modified from time to time (the "Definitions"), each as published by the International Swaps and Derivatives Association, Inc., are incorporated into this Transaction Confirmation. In the event of any inconsistency between the provisions of this Confirmation and the Definitions, this Confirmation shall govern.

Trade Date: [Redacted]  
Commodity: GAS  
Total Quantity: [Redacted] p.2  
Effective Date: [Redacted]  
Termination Date: [Redacted]  
Fixed Price Payer: Florida Power Corporation d/b/a Progress Energy Florida, Inc.  
Floating Price Payer: [Redacted]  
Rounding: [Redacted]

Calculation Period(s)		Delivery Days MTWTFSSH	Notional Quantity (MMBTU per DAY)	Fixed Price (USD per MMBTU)	Floating Price	
From	To				Commodity Reference Price	Pricing Date
[Redacted]	[Redacted]	[Redacted]	[Redacted]	[Redacted]	[Redacted]	[Redacted]

Broker:

Please confirm that the terms of this Transaction Confirmation accurately reflect our verbal agreement regarding the transaction described herein by executing this Transaction Confirmation and returning it to Florida Power Corporation d/b/a Progress Energy Florida, Inc. via facsimile transmission at 919-546-3258. This Confirmation shall be conclusively deemed accurate and complete if not objected to within two (2) Business Days of your receipt of same.

Agreed and Accepted:

Florida Power Corporation d/b/a Progress Energy Florida, Inc.  
(Company)

[Redacted]  
(Counterparty)

*Ed & Ch*  
\_\_\_\_\_  
Edward D. McCluskey  
Sr Gas Trader

\_\_\_\_\_  
Name:  
\_\_\_\_\_  
Title:



*47-9/4*

SOURCE



*47-9/4*



**Progress Energy Florida  
Hedging Report Data  
12 Month Period Ending Aug. 15, 2009  
Docket # 090001-EI**

*AMM*  
*9/15/09*  
*9/15/09*

**CONFIDENTIAL**

Physical/Financial	Instrument	Month	Z Key	Counterparty	Market	Location	Volume	Fixed Price (\$/MMBtu)	IFERC Settlement (\$/MMBtu)	Savings/Cost on Hedge	Actual Monthly Burn (Generation & Tolling)	Total % Burns Hedged
Financial	FIXED FINANCIAL OPTION	9/1/2008	1173823		NYMEX	NG			\$8.3940			
Financial	FIXED FINANCIAL OPTION	9/1/2008	1865865		NYMEX	NG			\$8.3940			
Financial	FIXED FINANCIAL OPTION	9/1/2008	1184596		NYMEX	NG			\$8.3940			
Financial	FIXED FINANCIAL OPTION	9/1/2008	1665878		NYMEX	NG			\$8.3940			
Financial	FIXED FINANCIAL OPTION	9/1/2008	1244850		NYMEX	NG			\$8.3940			
Financial	FIXED FINANCIAL OPTION	9/1/2008	1299300		NYMEX	NG			\$8.3940			
Financial	FIXED FINANCIAL OPTION	9/1/2008	1363056		NYMEX	NG			\$8.3940			
Financial	FIXED SWAP	9/1/2008	1120012		IFERC	FGT23			\$8.6100			
Financial	FIXED SWAP	9/1/2008	1244884		NYMEX	NG			\$8.3940			
Financial	FIXED SWAP	9/1/2008	1383016		NYMEX	NG			\$8.3940			
Financial	FIXED SWAP	9/1/2008	1403081		NYMEX	NG			\$8.3940			
Financial	FIXED SWAP	9/1/2008	1626234		NYMEX	NG			\$8.3940			
Financial	FIXED SWAP	9/1/2008	1732968		IFERC	FGT23			\$8.6100			
Financial	FIXED SWAP	9/1/2008	1757319		IFERC	FGT23			\$8.6100			
Financial	FIXED SWAP	9/1/2008	1767810		IFERC	FGT23			\$8.6100			
Financial	FIXED SWAP	9/1/2008	1774717		IFERC	FGT23			\$8.6100			
Financial	FIXED SWAP	9/1/2008	1794403		IFERC	FGT23			\$8.6100			
Financial	FIXED SWAP	9/1/2008	1812216		IFERC	FGT23			\$8.6100			
Financial	FIXED SWAP	9/1/2008	1813247		IFERC	FGT23			\$8.6100			
Financial	FIXED SWAP	9/1/2008	1819186		IFERC	FGT23			\$8.6100			
Financial	FIXED SWAP	9/1/2008	1936444		NYMEX	NG			\$8.3940			
Financial	FIXED SWAP	9/1/2008	1953002		NYMEX	NG			\$8.3940			
Financial	FIXED SWAP	9/1/2008	1988930		IFERC	HHUB			\$8.4000			
Financial	FIXED SWAP	9/1/2008	2005441		IFERC	HHUB			\$8.4000			
Financial	FIXED SWAP	9/1/2008	2038409		IFERC	HHUB			\$8.4000			
Financial	FIXED SWAP	9/1/2008	2045547		IFERC	HHUB			\$8.4000			
Financial	FIXED SWAP	9/1/2008	2054403		IFERC	HHUB			\$8.4000			
Financial	FIXED SWAP	9/1/2008	2070903		IFERC	HHUB			\$8.4000			
Financial	FIXED SWAP	9/1/2008	2083069		IFERC	HHUB			\$8.4000			
Financial	FIXED SWAP	9/1/2008	2083085		IFERC	HHUB			\$8.4000			
Financial	FIXED SWAP	9/1/2008	2084507		IFERC	HHUB			\$8.4000			
Financial	FIXED SWAP	9/1/2008	2087495		IFERC	FGT23			\$8.6100			
Financial	FIXED SWAP	9/1/2008	2088402		NYMEX	NG			\$8.3940			
Financial	FIXED SWAP	9/1/2008	2091705		IFERC	FGT23			\$8.6100			
Financial	FIXED SWAP	9/1/2008	2092548		IFERC	FGT23			\$8.6100			
Financial	FIXED SWAP	9/1/2008	2096012		IFERC	FGT23			\$8.6100			
Financial	FIXED SWAP	9/1/2008	2100257		IFERC	HHUB			\$8.4000			
Financial	FIXED SWAP	9/1/2008	2111608		IFERC	HHUB			\$8.4000			
Financial	FIXED SWAP	9/1/2008	2120899		IFERC	HHUB			\$8.4000			
Financial	FIXED SWAP	9/1/2008	2128433		IFERC	HHUB			\$8.4000			
Financial	FIXED SWAP	9/1/2008	2131331		IFERC	HHUB			\$8.4000			
Financial	FIXED SWAP	9/1/2008	2182007		IFERC	HHUB			\$8.4000			
Financial	FIXED SWAP	9/1/2008	2189529		IFERC	FGT23			\$8.6100			
Financial	FIXED SWAP	9/1/2008	2191884		IFERC	FGT23			\$8.6100			
Financial	FIXED SWAP	9/1/2008	2194759		IFERC	FGT23			\$8.6100			
Financial	FIXED SWAP	9/1/2008	2203312		IFERC	FGT23			\$8.6100			
Financial	FIXED SWAP	9/1/2008	2243462		IFERC	HHUB			\$8.4000			
Financial	FIXED SWAP	9/1/2008	2245662		IFERC	HHUB			\$8.4000			
Financial	FIXED SWAP	9/1/2008	2248935		IFERC	FGT23			\$8.6100			
Financial	FIXED SWAP	9/1/2008	2261211		IFERC	FGT23			\$8.6100			
Financial	FIXED SWAP	9/1/2008	2270224		IFERC	FGT23			\$8.6100			
Financial	FIXED SWAP	9/1/2008	2271238		IFERC	FGT23			\$8.6100			
Financial	FIXED SWAP	9/1/2008	2301788		IFERC	FGT23			\$8.6100			
Financial	FIXED SWAP	9/1/2008	2304208		IFERC	FGT23			\$8.6100			
Financial	FIXED SWAP	9/1/2008	2305851		IFERC	FGT23			\$8.6100			
Financial	FIXED SWAP	9/1/2008	2323656		NYMEX	NG			\$8.3940			
Financial	FIXED SWAP	9/1/2008	2334848		NYMEX	NG			\$8.3940			
Financial	FIXED SWAP	9/1/2008	2342892		NYMEX	NG			\$8.3940			
Financial	FIXED SWAP	9/1/2008	2344202		NYMEX	NG			\$8.3940			
Financial	FIXED SWAP	9/1/2008	2345228		IFERC	FGT23			\$8.6100			
Financial	FIXED SWAP	9/1/2008	2346589		IFERC	FGT23			\$8.6100			
Financial	FIXED SWAP	9/1/2008	2351231		IFERC	HHUB			\$8.4000			
Financial	FIXED SWAP	9/1/2008	2357313		IFERC	HHUB			\$8.4000			
Financial	FIXED SWAP	9/1/2008	2366767		IFERC	HHUB			\$8.4000			
Financial	FIXED SWAP	9/1/2008	2369644		IFERC	HHUB			\$8.4000			
Financial	FIXED SWAP	9/1/2008	2372888		IFERC	HHUB			\$8.4000			
Financial	FIXED SWAP	9/1/2008	2402516		IFERC	HHUB			\$8.4000			
Financial	FIXED SWAP	9/1/2008	2403442		IFERC	FGT23			\$8.6100			
Financial	FIXED SWAP	9/1/2008	2406573		NYMEX	NG			\$8.3940			
Financial	FIXED SWAP	9/1/2008	2407153		NYMEX	NG			\$8.3940			
Financial	FIXED SWAP	9/1/2008	2409243		IFERC	FGT23			\$8.6100			
Financial	FIXED SWAP	9/1/2008	2410557		NYMEX	NG			\$8.3940			
Financial	FIXED SWAP	9/1/2008	2425582		NYMEX	NG			\$8.3940			
Financial	FIXED SWAP	9/1/2008	2438944		NYMEX	NG			\$8.3940			
Financial	FIXED SWAP	9/1/2008	2442966		IFERC	FGT23			\$8.6100			
Financial	FIXED SWAP	9/1/2008	2454572		NYMEX	NG			\$8.3940			
Financial	FIXED SWAP	9/1/2008	2462619		NYMEX	NG			\$8.3940			
Financial	FIXED SWAP	9/1/2008	2465625		NYMEX	NG			\$8.3940			
Financial	FIXED SWAP	9/1/2008	2469932		NYMEX	NG			\$8.3940			
Financial	FIXED SWAP	9/1/2008	2469716		NYMEX	NG			\$8.3940			
Financial	FIXED SWAP	9/1/2008	2474692		NYMEX	NG			\$8.3940			
Financial	FIXED SWAP	9/1/2008	2477259		NYMEX	NG			\$8.3940			
Financial	FIXED SWAP	9/1/2008	2478944		NYMEX	NG			\$8.3940			
Financial	FIXED SWAP	9/1/2008	2478957		NYMEX	NG			\$8.3940			
Financial	FIXED SWAP	9/1/2008	2485018		NYMEX	NG			\$8.3940			
Financial	FIXED SWAP	9/1/2008	2499870		NYMEX	NG			\$8.3940			
Financial	FIXED SWAP	9/1/2008	2500397		NYMEX	NG			\$8.3940			
Financial	FIXED SWAP	9/1/2008	2502475		IFERC	FGT23			\$8.6100			
Physical	PHYSICAL	9/1/2008	1099411		GULFST	GLFMSA			\$8.6100			
Physical	PHYSICAL	9/1/2008	27382		FGT	FGT21			\$8.3500			
Physical	PHYSICAL	9/1/2008	27511		FGT	FGT22			\$8.4100			
Physical	PHYSICAL	9/1/2008	27701		FGT	FGT22			\$8.4100			
Physical	PHYSICAL	9/1/2008	27826		FGT	FGT23			\$8.6100			
Physical	PHYSICAL	9/1/2008	27951		FGT	FGT23			\$8.6100			



✓ = Transaction tested

4/7-10

**SOURCE**

*Hedging Information Report*

4/7-10

Progress Energy Florida  
Transaction Details  
12 Month Period Ending Aug. 15, 2009  
Docket # 090001-EI

RAM  
9/15/09

REDACTED

47-10/1

SOURCE



47-10/1

**Progress Energy Florida  
Transaction Details  
12 Month Period Ending Aug. 15, 2009  
Docket # 090001-EI**

RAM  
9/10/09 9/14

Time Stamp	_____
Turret #	1026

**Gas Trading & Logistics  
Trade Ticket**

*Proprietary & Confidential*

Business Unit:     CP&L Physical     CP&L Financial     FPC Physical     FPC Financial

Month: 1/08 - 12/08    Beginning Date: [REDACTED]    Ending Date: [REDACTED]

Transaction Direction:     Purchase     Sale

Counterparty: [REDACTED]     LT     Pre-Nom     IntraDay

Contact Name / Phone # LEW GEORGE

Volume: [REDACTED]    Price: \$ [REDACTED]    Type:     EPP     Trigger     Fixed     Index

Pipeline: NYMEX    Pipeline Area: \_\_\_\_\_


Meter/Pool: \_\_\_\_\_    Contract #: \_\_\_\_\_

Priority:     Firm     Interruptible

Type of Transport:     Primary Firm     Secondary Firm     Interruptible

Reason for Initiation:     Hedge (Physical)     Other (Physical)    *Note: Transactions that are identified as hedges are done so for accounting and tax purposes.*  
 Hedge (Financial)     Other (Financial)

AQW599

UPS CI #	DS CI #	DUNS / BAID	Volume	Del Point
1244782	1244844	1244855		
1244834	1244846	1244858		
1244836	1244848			
1244838	1244850			
1244842	1244852			

Comments  
 SELL BANK OF MONTREAL A CAL OR PUT  
 LAST DAY SETTLE 1 PER DAY @ [REDACTED]

GT&L Trader: MJS    ZaiNet Z Key # \_\_\_\_\_

GT&L Scheduler: \_\_\_\_\_ Pipeline \_\_\_\_\_  
 \_\_\_\_\_ ZaiNet 30 days ← [REDACTED]

White: Scheduler    Yellow: Back Office    Pink: Trader    Orange: Mid Office

GAOT Trade Ticket 1.doc Revised (05.18.2005)

47-10/2

SOURCE



47-10/2

**Progress Energy Florida  
Hedging Report Data  
12 Month Period Ending Aug. 15, 2009  
Docket # 090001-EI**

*AM*  
*9/10/09*

**CONFIDENTIAL**  
**CONFIDENTIAL**

PEF Gas Hedging Status 2008

Physical/ Financial	Instrument	Month	Z Key	Counterparty	Market	Location	Volume	Fixed Price (\$/MMBtu)	IFERC Settlement (\$/MMBtu)	Savings/Cost on Hedge	Actual Monthly Burn (Generation & Tolling)	Total % Burns Hedged
Financial	FIXED FINANCIAL OPTION	8/1/2008	1173785		NYMEX	NG			\$9,2170			
Financial	FIXED FINANCIAL OPTION	8/1/2008	1665955		NYMEX	NG			\$9,2170			
Financial	FIXED FINANCIAL OPTION	8/1/2008	1184504		NYMEX	NG			\$9,2170			
Financial	FIXED FINANCIAL OPTION	8/1/2008	1665960		NYMEX	NG			\$9,2170			
Financial	FIXED FINANCIAL OPTION	8/1/2008	1244848		NYMEX	NG			\$9,2170			
Financial	FIXED FINANCIAL OPTION	8/1/2008	1298298		NYMEX	NG			\$9,2170			
Financial	FIXED FINANCIAL OPTION	8/1/2008	1383054		NYMEX	NG			\$9,2170			
Financial	FIXED SWAP	8/1/2008	1120010		NYMEX	NG			\$9,2170			
Financial	FIXED SWAP	8/1/2008	1244892		NYMEX	FGT23			\$9,7600			
Financial	FIXED SWAP	8/1/2008	1330996		IFERC	NG			\$9,2170			
Financial	FIXED SWAP	8/1/2008	1383014		NYMEX	FGT23			\$9,7600			
Financial	FIXED SWAP	8/1/2008	1403059		IFERC	NG			\$9,2170			
Financial	FIXED SWAP	8/1/2008	1526232		NYMEX	NG			\$9,2170			
Financial	FIXED SWAP	8/1/2008	1732967		NYMEX	FGT23			\$9,2170			
Financial	FIXED SWAP	8/1/2008	1757318		IFERC	FGT23			\$9,7600			
Financial	FIXED SWAP	8/1/2008	1767809		IFERC	FGT23			\$9,7600			
Financial	FIXED SWAP	8/1/2008	1774716		IFERC	FGT23			\$9,7600			
Financial	FIXED SWAP	8/1/2008	1794402		IFERC	FGT23			\$9,7600			
Financial	FIXED SWAP	8/1/2008	1812215		IFERC	FGT23			\$9,7600			
Financial	FIXED SWAP	8/1/2008	1813245		IFERC	FGT23			\$9,7600			
Financial	FIXED SWAP	8/1/2008	1819185		IFERC	FGT23			\$9,7600			
Financial	FIXED SWAP	8/1/2008	1845452		IFERC	NG			\$9,2170			
Financial	FIXED SWAP	8/1/2008	1936443		NYMEX	NG			\$9,2170			
Financial	FIXED SWAP	8/1/2008	1953001		NYMEX	NG			\$9,2170			
Financial	FIXED SWAP	8/1/2008	1988929		NYMEX	NG			\$9,2170			
Financial	FIXED SWAP	8/1/2008	2065440		IFERC	HHUB			\$9,2300			
Financial	FIXED SWAP	8/1/2008	2038408		IFERC	HHUB			\$9,2300			
Financial	FIXED SWAP	8/1/2008	2045548		IFERC	HHUB			\$9,2300			
Financial	FIXED SWAP	8/1/2008	2054399		IFERC	HHUB			\$9,2300			
Financial	FIXED SWAP	8/1/2008	2070902		IFERC	HHUB			\$9,2300			
Financial	FIXED SWAP	8/1/2008	2083067		IFERC	HHUB			\$9,2300			
Financial	FIXED SWAP	8/1/2008	2083083		IFERC	HHUB			\$9,2300			
Financial	FIXED SWAP	8/1/2008	2084276		IFERC	HHUB			\$9,2300			
Financial	FIXED SWAP	8/1/2008	2084506		IFERC	HHUB			\$9,2300			
Financial	FIXED SWAP	8/1/2008	2087494		IFERC	FGT23			\$9,7600			
Financial	FIXED SWAP	8/1/2008	2088401		IFERC	NG			\$9,2170			
Financial	FIXED SWAP	8/1/2008	2091704		NYMEX	FGT23			\$9,7600			
Financial	FIXED SWAP	8/1/2008	2092547		IFERC	FGT23			\$9,7600			
Financial	FIXED SWAP	8/1/2008	2096011		IFERC	FGT23			\$9,7600			
Financial	FIXED SWAP	8/1/2008	2097039		IFERC	NG			\$9,2170			
Financial	FIXED SWAP	8/1/2008	2100238		NYMEX	HHUB			\$9,2300			
Financial	FIXED SWAP	8/1/2008	2109746		IFERC	NG			\$9,2170			
Financial	FIXED SWAP	8/1/2008	2111607		NYMEX	HHUB			\$9,2300			
Financial	FIXED SWAP	8/1/2008	2117787		IFERC	NG			\$9,2170			
Financial	FIXED SWAP	8/1/2008	2120325		NYMEX	HHUB			\$9,2300			
Financial	FIXED SWAP	8/1/2008	2120888		IFERC	HHUB			\$9,2300			
Financial	FIXED SWAP	8/1/2008	2128432		IFERC	HHUB			\$9,2300			
Financial	FIXED SWAP	8/1/2008	2131323		IFERC	HHUB			\$9,2300			
Financial	FIXED SWAP	8/1/2008	2182006		IFERC	HHUB			\$9,2300			
Financial	FIXED SWAP	8/1/2008	2189528		IFERC	HHUB			\$9,2300			
Financial	FIXED SWAP	8/1/2008	2191682		IFERC	FGT23			\$9,7600			
Financial	FIXED SWAP	8/1/2008	2194758		IFERC	FGT23			\$9,7600			
Financial	FIXED SWAP	8/1/2008	2203311		IFERC	FGT23			\$9,7600			
Financial	FIXED SWAP	8/1/2008	2243460		IFERC	HHUB			\$9,2300			
Financial	FIXED SWAP	8/1/2008	2245661		IFERC	HHUB			\$9,2300			
Financial	FIXED SWAP	8/1/2008	2248934		IFERC	FGT23			\$9,7600			
Financial	FIXED SWAP	8/1/2008	2252872		IFERC	FGT23			\$9,7600			
Financial	FIXED SWAP	8/1/2008	2261210		IFERC	FGT23			\$9,7600			
Financial	FIXED SWAP	8/1/2008	2270223		IFERC	FGT23			\$9,7600			
Financial	FIXED SWAP	8/1/2008	2271229		IFERC	FGT23			\$9,7600			
Financial	FIXED SWAP	8/1/2008	2274060		IFERC	HHUB			\$9,2300			
Financial	FIXED SWAP	8/1/2008	2277122		IFERC	HHUB			\$9,2300			
Financial	FIXED SWAP	8/1/2008	2301787		IFERC	FGT23			\$9,7600			
Financial	FIXED SWAP	8/1/2008	2304208		IFERC	FGT23			\$9,7600			
Financial	FIXED SWAP	8/1/2008	2305850		IFERC	FGT23			\$9,7600			
Financial	FIXED SWAP	8/1/2008	2318509		IFERC	FGT23			\$9,7600			
Financial	FIXED SWAP	8/1/2008	2323855		IFERC	NG			\$9,2170			
Financial	FIXED SWAP	8/1/2008	2334847		NYMEX	NG			\$9,2170			
Financial	FIXED SWAP	8/1/2008	2342891		NYMEX	NG			\$9,2170			
Financial	FIXED SWAP	8/1/2008	2344201		NYMEX	NG			\$9,2170			
Financial	FIXED SWAP	8/1/2008	2345227		NYMEX	NG			\$9,2170			
Financial	FIXED SWAP	8/1/2008	2346587		NYMEX	FGT23			\$9,7600			
Financial	FIXED SWAP	8/1/2008	2351230		IFERC	FGT23			\$9,7600			
Financial	FIXED SWAP	8/1/2008	2357312		IFERC	HHUB			\$9,2300			
Financial	FIXED SWAP	8/1/2008	2366765		IFERC	HHUB			\$9,2300			
Financial	FIXED SWAP	8/1/2008	2369643		IFERC	HHUB			\$9,2300			
Financial	FIXED SWAP	8/1/2008	2372685		IFERC	HHUB			\$9,2300			
Financial	FIXED SWAP	8/1/2008	2402511		IFERC	HHUB			\$9,2300			
Financial	FIXED SWAP	8/1/2008	2403440		IFERC	FGT23			\$9,7600			
Financial	FIXED SWAP	8/1/2008	2405609		IFERC	FGT23			\$9,7600			
Financial	FIXED SWAP	8/1/2008	2407148		IFERC	FGT23			\$9,7600			
Financial	FIXED SWAP	8/1/2008	2408884		IFERC	FGT23			\$9,7600			
Financial	FIXED SWAP	8/1/2008	2409162		IFERC	FGT23			\$9,7600			
Financial	FIXED SWAP	8/1/2008	2409242		IFERC	FGT23			\$9,7600			
Financial	FIXED SWAP	8/1/2008	2410555		IFERC	FGT23			\$9,7600			
Financial	FIXED SWAP	8/1/2008	2423343		IFERC	FGT23			\$9,7600			
Financial	FIXED SWAP	8/1/2008	2425581		IFERC	FGT23			\$9,7600			
Financial	FIXED SWAP	8/1/2008	2428971		IFERC	FGT23			\$9,7600			
Financial	FIXED SWAP	8/1/2008	2432478		IFERC	FGT23			\$9,7600			
Financial	FIXED SWAP	8/1/2008	2438913		IFERC	FGT23			\$9,7600			
Financial	FIXED SWAP	8/1/2008	2442965		IFERC	FGT23			\$9,7600			
Financial	FIXED SWAP	8/1/2008	2454571		IFERC	NG			\$9,2170			
Financial	FIXED SWAP	8/1/2008	2462616		NYMEX	NG			\$9,2170			
Financial	FIXED SWAP	8/1/2008	2465824		NYMEX	NG			\$9,2170			
Financial	FIXED SWAP	8/1/2008	2466931		NYMEX	NG			\$9,2170			
Financial	FIXED SWAP	8/1/2008	2468715		NYMEX	NG			\$9,2170			

✓ = Transaction Tested



47-11



Hedging Information Report

47-11

**Progress Energy Florida  
Transaction-Details  
12 Month Period Ending Aug. 15, 2009  
Docket # 090001-EI**

*KAM*  
*9/10/09*  
*Sup 9/4*

B/S	CPTY	Cpty Name	Z Key	Deal	Instrument	Month	Quantity	P&L	Premium	Settlement
B		Barclays Bz	2466931	BHI384	FIXED SWA	8/1/2008				
Total										
B			2084276	BBW990	FIXED SWA	8/1/2008				
B			2097039	BCC188	FIXED SWA	8/1/2008				
B			2100238	BCC828	FIXED SWA	8/1/2008				
T										
B			1244892	AQY787	FIXED SWA	8/1/2008				
B			1403059	ASZ972	FIXED SWA	8/1/2008				
B			2054399	BBN315	FIXED SWA	8/1/2008				
B			2120325	BCI765	FIXED SWA	8/1/2008				
B			2277122	BES192	FIXED SWA	8/1/2008				
B			2351230	BFR939	FIXED SWA	8/1/2008				
B			2469715	BHU272	FIXED SWA	8/1/2008				
B			2478943	BHM746	FIXED SWA	8/1/2008				
B			2478956	BHM755	FIXED SWA	8/1/2008				
S			1244848	AWR974	FIXED FINA	8/1/2008				
T										
B			1732967	AXJ118	FIXED SWA	8/1/2008				
B			1774716	AXW051	FIXED SWA	8/1/2008				
B			1794402	AXZ695	FIXED SWA	8/1/2008				
B			1845452	AZK617	FIXED SWA	8/1/2008				
B			2087494	BBY403	FIXED SWA	8/1/2008				
B			2091704	BCA288	FIXED SWA	8/1/2008				
B			2096011	BCB899	FIXED SWA	8/1/2008				
B			2261210	BEK534	FIXED SWA	8/1/2008				
B			2345227	BFP614	FIXED SWA	8/1/2008				
B			2402511	BGI725	FIXED SWA	8/1/2008				
B			2407148	BGL503	FIXED SWA	8/1/2008				
B			2409162	BGM497	FIXED SWA	8/1/2008				
B			2409242	BGM552	FIXED SWA	8/1/2008				
B			2432478	BGV041	FIXED SWA	8/1/2008				
B			2438913	BGY117	FIXED SWA	8/1/2008				
B			2442965	BGZ286	FIXED SWA	8/1/2008				
T										
B			1767809	AXU336	FIXED SWA	8/1/2008				
B			1812215	AYF347	FIXED SWA	8/1/2008				
B			1813245	AYF663	FIXED SWA	8/1/2008				
B			2038408	BBG545	FIXED SWA	8/1/2008				
B			2318509	BFG305	FIXED SWA	8/1/2008				
B			2474688	BHK980	FIXED SWA	8/1/2008				
T										
B			1819185	AYH429	FIXED SWA	8/1/2008				
B			1953001	BAE724	FIXED SWA	8/1/2008				
B			2084506	BBX154	FIXED SWA	8/1/2008				
B			2462618	BHG675	FIXED SWA	8/1/2008				
T										
B			1120010	APP195	FIXED SWA	8/1/2008				
B			2070902	BBSS03	FIXED SWA	8/1/2008				
B			2083083	BBW459	FIXED SWA	8/1/2008				
B			2092547	BCA708	FIXED SWA	8/1/2008				
B			2111607	BCF955	FIXED SWA	8/1/2008				
B			2120888	BCJ029	FIXED SWA	8/1/2008				
B			2128432	BCM056	FIXED SWA	8/1/2008				
B			2191682	BDL359	FIXED SWA	8/1/2008				
B			2271229	BEO866	FIXED SWA	8/1/2008				
B			2304208	BFC548	FIXED SWA	8/1/2008				
B			2305850	BFD229	FIXED SWA	8/1/2008				
B			2366765	BFX577	FIXED SWA	8/1/2008				
B			2369643	BFY846	FIXED SWA	8/1/2008				
B			2410555	BGN020	FIXED SWA	8/1/2008				



*47 p.2*  
*47-11*

*47-11/1*



**SOURCE**

*47-12/1*

Progress Energy Florida  
Transaction Details  
12 Month Period Ending Aug. 15, 2009  
Docket # 090001-EI

RAM  
9/09  
Jue 9/4

REDACTED

47-11/2

SOURCE



47-11/2

**Progress Energy Florida  
Transaction Details  
12 Month Period Ending Aug. 15, 2009  
Docket # 090001-EI**

*RAM  
9/09  
Jug 9/4*



Confirmation Number: [Redacted]  
Parent Number: [Redacted]

**Swap Transaction Confirmation**

To: [Redacted] (Counterparty) From: Florida Power Corporation d/b/a Progress Energy Florida, Inc. (Company)  
Contact: CONFIRMATIONS Contact: Jill Allyson  
Phone: 442075470879 Phone: 919-546-7949  
Fax: 011441133362358 Fax: 919-546-3258

Re: Commodity Swap Transaction

The purpose of this Transaction Confirmation is to confirm the terms and conditions of the Transaction entered into between us on the Trade Date specified below (the "Transaction"). This Confirmation constitutes a "Confirmation" as referred to in, and supplements, forms part of and is subject to, the ISDA Master Agreement between [Redacted] and Florida Power Corporation d/b/a Progress Energy Florida, Inc., dated 07/21/2003, as amended and supplemented from time to time (the "Master Agreement").

The definitions and provisions contained in the 2000 ISDA Definitions and the 1993 ISDA Commodity Derivative Definitions, as each may be amended, supplemented, replaced, updated, restated or modified from time to time (the "Definitions"), each as published by the International Swaps and Derivatives Association, Inc., are incorporated into this Transaction Confirmation. In the event of any inconsistency between the provisions of this Confirmation and the Definitions, this Confirmation shall govern.

Trade Date: [Redacted]  
Commodity: GAS  
Total Quantity: [Redacted]  
Effective Date: [Redacted]  
Termination Date: [Redacted]  
Fixed Price Payer: Florida Power Corporation d/b/a Progress Energy Florida, Inc.  
Floating Price Payer: [Redacted]  
Rounding: [Redacted]

Calculation Period(s)		Delivery Days MTWTFSSH	Notional Quantity (MMBTU per DAY)	Fixed Price (USD per MMBTU)	Floating Price	
From	To				Commodity Reference Price	Pricing Date
[Redacted]		[Redacted]	[Redacted]	[Redacted]	[Redacted]	[Redacted]

Broker:

Please confirm that the terms of this Transaction Confirmation accurately reflect our verbal agreement regarding the transaction described herein by executing this Transaction Confirmation and returning it to Florida Power Corporation d/b/a Progress Energy Florida, Inc. via facsimile transmission at 919-546-3258. This Confirmation shall be conclusively deemed accurate and complete if not objected to within two (2) Business Days of your receipt of same.

Agreed and Accepted:

Florida Power Corporation d/b/a Progress Energy Florida, Inc.  
(Company)

[Redacted] (Counterparty)

*Ed & Cl*  
\_\_\_\_\_  
Edward D. McCluskey  
Sr Gas Trader

\_\_\_\_\_  
Name:  
\_\_\_\_\_  
Title:



*47-11/3*

SOURCE



*47-11/3*

**Progress Energy Florida  
Hedging Report Data  
12 Month Period Ending Aug. 15, 2009  
Docket # 090001-EJ**

RAM  
9/10/09 July 14

Continuation

Physical/ Financial	Instrument	Month	Z Key	Counterparty	Market	Location	Volume	Fixed Price (\$/M/Btu)	IFERC Settlement (\$/M/Btu)	Savings/Cost on Hedge	Actual Monthly Burn (Generation & Tolling)	Total % Burns Hedged
Financial	FIXED FINANCIAL OPTION	11/1/2008	1173830		NYMEX	NG			\$6.4690			
Financial	FIXED FINANCIAL OPTION	11/1/2008	1665885		NYMEX	NG			\$6.4690			
Financial	FIXED FINANCIAL OPTION	11/1/2008	1244855		NYMEX	NG			\$6.4690			
Financial	FIXED FINANCIAL OPTION	11/1/2008	1296304		NYMEX	NG			\$6.4690			
Financial	FIXED FINANCIAL OPTION	11/1/2008	1383060		NYMEX	NG			\$6.4690			
Financial	FIXED SWAP	11/1/2008	1244901		NYMEX	NG			\$6.4690			
Financial	FIXED SWAP	11/1/2008	1383021		NYMEX	NG			\$6.4690			
Financial	FIXED SWAP	11/1/2008	1403065		NYMEX	NG			\$6.4690			
Financial	FIXED SWAP	11/1/2008	1774719		IFERC	FGT23			\$6.4700			
Financial	FIXED SWAP	11/1/2008	1813249		IFERC	FGT23			\$6.4700			
Financial	FIXED SWAP	11/1/2008	1819188		IFERC	FGT23			\$6.4700			
Financial	FIXED SWAP	11/1/2008	1988932		IFERC	HHUB			\$6.4700			
Financial	FIXED SWAP	11/1/2008	2083089		IFERC	HHUB			\$6.4700			
Financial	FIXED SWAP	11/1/2008	2084509		IFERC	HHUB			\$6.4700			
Financial	FIXED SWAP	11/1/2008	2087497		IFERC	FGT23			\$6.4700			
Financial	FIXED SWAP	11/1/2008	2092550		NYMEX	NG			\$6.4690			
Financial	FIXED SWAP	11/1/2008	2097040		NYMEX	NG			\$6.4690			
Financial	FIXED SWAP	11/1/2008	2111024		NYMEX	NG			\$6.4690			
Financial	FIXED SWAP	11/1/2008	2117790		NYMEX	NG			\$6.4690			
Financial	FIXED SWAP	11/1/2008	2195578		NYMEX	NG			\$6.4690			
Financial	FIXED SWAP	11/1/2008	2252877		NYMEX	NG			\$6.4690			
Financial	FIXED SWAP	11/1/2008	2286893		NYMEX	NG			\$6.4690			
Financial	FIXED SWAP	11/1/2008	2301770		IFERC	FGT23			\$6.4700			
Financial	FIXED SWAP	11/1/2008	2304211		IFERC	FGT23			\$6.4700			
Financial	FIXED SWAP	11/1/2008	2322744		IFERC	FGT23			\$6.4700			
Financial	FIXED SWAP	11/1/2008	2355635		NYMEX	NG			\$6.4690			
Financial	FIXED SWAP	11/1/2008	2384021		NYMEX	NG			\$6.4690			
Financial	FIXED SWAP	11/1/2008	2403405		NYMEX	NG			\$6.4690			
Financial	FIXED SWAP	11/1/2008	2407155		IFERC	FGT23			\$6.4700			
Financial	FIXED SWAP	11/1/2008	2425584		NYMEX	NG			\$6.4690			
Financial	FIXED SWAP	11/1/2008	2429287		NYMEX	NG			\$6.4690			
Financial	FIXED SWAP	11/1/2008	2437178		IFERC	FGT23			\$6.4700			
Financial	FIXED SWAP	11/1/2008	2438952		IFERC	FGT23			\$6.4700			
Financial	FIXED SWAP	11/1/2008	2449551		NYMEX	NG			\$6.4690			
Financial	FIXED SWAP	11/1/2008	2454574		NYMEX	NG			\$6.4690			
Financial	FIXED SWAP	11/1/2008	2456847		IFERC	HHUB			\$6.4700			
Financial	FIXED SWAP	11/1/2008	2462495		IFERC	HHUB			\$6.4700			
Financial	FIXED SWAP	11/1/2008	2465627		IFERC	HHUB			\$6.4700			
Financial	FIXED SWAP	11/1/2008	2467452		IFERC	FGT23			\$6.4700			
Financial	FIXED SWAP	11/1/2008	2469761		IFERC	FGT23			\$6.4700			
Financial	FIXED SWAP	11/1/2008	2474514		IFERC	FGT23			\$6.4700			
Financial	FIXED SWAP	11/1/2008	2474824		IFERC	FGT23			\$6.4700			
Financial	FIXED SWAP	11/1/2008	2477262		IFERC	FGT23			\$6.4700			
Financial	FIXED SWAP	11/1/2008	2478883		IFERC	FGT23			\$6.4700			
Financial	FIXED SWAP	11/1/2008	2478945		IFERC	FGT23			\$6.4700			
Financial	FIXED SWAP	11/1/2008	2483204		IFERC	FGT23			\$6.4700			
Financial	FIXED SWAP	11/1/2008	2484918		IFERC	FGT23			\$6.4700			
Financial	FIXED SWAP	11/1/2008	2485011		IFERC	FGT23			\$6.4700			
Financial	FIXED SWAP	11/1/2008	2486644		IFERC	FGT23			\$6.4700			
Financial	FIXED SWAP	11/1/2008	2490917		IFERC	HHUB			\$6.4700			
Financial	FIXED SWAP	11/1/2008	2495020		IFERC	FGT23			\$6.4700			
Financial	FIXED SWAP	11/1/2008	2498874		IFERC	FGT23			\$6.4700			
Financial	FIXED SWAP	11/1/2008	2500401		IFERC	FGT23			\$6.4700			
Financial	FIXED SWAP	11/1/2008	2502224		IFERC	FGT23			\$6.4700			
Financial	FIXED SWAP	11/1/2008	2504388		IFERC	FGT23			\$6.4700			
Financial	FIXED SWAP	11/1/2008	2509306		IFERC	FGT23			\$6.4700			
Financial	FIXED SWAP	11/1/2008	2511273		IFERC	FGT23			\$6.4700			
Physical	PHYSICAL	11/1/2008	27384		FGT	FGT1			\$6.2400			
Physical	PHYSICAL	11/1/2008	27513		FGT	FGT2			\$6.4600			
Physical	PHYSICAL	11/1/2008	27706		FGT	FGT2			\$6.4600			
Physical	PHYSICAL	11/1/2008	27706		FGT	FGT2			\$6.4700			
Physical	PHYSICAL	11/1/2008	27831		FGT	FGT2			\$6.4700			
Physical	PHYSICAL	11/1/2008	27959		FGT	FGT2			\$6.4700			

✓ = Transaction Tested



47-12

**SOURCE** Hedging Information Report

47-12



Progress Energy Florida  
Transaction Details  
12 Month Period Ending Aug. 15, 2009  
Docket # 090001-E

RAM  
9/10/09

REDACTED

47-12/1

SOURCE



47-12/1

**Progress Energy Florida  
Transaction Details  
12 Month Period Ending Aug. 15, 2009  
Docket # 090001-E**

*RAM  
9/10/09 JWP/4*

10.13.05

Time Stamp	<u>1457</u>
Turret #	<u>1026</u>

**Gas Trading & Logistics  
Trade Ticket**

*Proprietary & Confidential*

Business Unit:     CP&L Physical     CP&L Financial     FPC Physical     FPC Financial

Month: 2008                      Beginning Date: [REDACTED]                      Ending Date: [REDACTED]

Transaction Direction:     Purchase     Sale

Counterparty: [REDACTED]                       LT     Pre-Nom     IntraDay

Contact Name / Phone # DUNCAN ANDERSON

Volume: [REDACTED] Price: \$ [REDACTED]                      Type:     EPP     Trigger     Fixed     Index

Pipeline: NYMEX LAST DAY SETTLE Pipeline Area: \_\_\_\_\_

Meter/Pool: \_\_\_\_\_ Contract #: \_\_\_\_\_

Priority:                       Firm                       Interruptible

Type of Transport:                       Primary Firm                       Secondary Firm                       Interruptible

Reason for Initiation:                       Hedge (Physical)     Other (Physical)    *Note: Transactions that are identified as hedges are done so for accounting and tax purposes.*  
 Hedge (Financial)     Other (Financial)

UPS Cl #	DS Cl #	DUNS / BAID	Volume	Del Point
			[REDACTED]	[REDACTED]
<b>Comments</b>				
GROUP NUM ARM 710				
Z-KEY				
1798276, 286, 288, 290, 292, 294, 296, 298, 300, 302, 304, 306				

GT&L Trader: Mattie Summe                      ZaiNet Z Key # \_\_\_\_\_

GT&L Scheduler: \_\_\_\_\_ Pipeline \_\_\_\_\_  
 \_\_\_\_\_ ZaiNet \_\_\_\_\_



White: Scheduler                      Yellow: Back Office                      Pink: Trader                      Orange: Mid Office

G&T Trade Ticket 1.doc Revised (05.18.2005)

**SOURCE**



*47-12/2*  
*47-12/2*

**Progress Energy Florida  
Hedging Report Data  
12 Month Period Ending Aug. 15, 2009  
Docket # 090001-RI**

*RAM  
9/1/09  
Dupp/4*

**CONFIDENTIAL**

Physical/ Financial	Instrument	Month	Z Key	Counterparty	Market	Location	Volume	Fixed Price (\$/MMBtu)	IFERC Settlement (\$/MMBtu)	Savings/Cost on Hedge	Actual Monthly Burn (Generation & Tollman)	Total % Burns Hedged
Financial	FIXED FINANCIAL OPTION	12/1/2008	1173844		NYMEX	NG				\$6.8880		
Financial	FIXED FINANCIAL OPTION	12/1/2008	1665890		NYMEX	NG				\$6.8880		
Financial	FIXED FINANCIAL OPTION	12/1/2008	1184397		NYMEX	NG				\$6.8880		
Financial	FIXED FINANCIAL OPTION	12/1/2008	1885893		NYMEX	NG				\$6.8880		
Financial	FIXED FINANCIAL OPTION	12/1/2008	1244858		NYMEX	NG				\$6.8880		
Financial	FIXED FINANCIAL OPTION	12/1/2008	1298306		NYMEX	NG				\$6.8880		
Financial	FIXED FINANCIAL OPTION	12/1/2008	1383062		NYMEX	NG				\$6.8880		
Financial	FIXED SWAP	12/1/2008	1244903		NYMEX	NG				\$6.8880		
Financial	FIXED SWAP	12/1/2008	1383024		NYMEX	NG				\$6.8880		
Financial	FIXED SWAP	12/1/2008	1403067		NYMEX	NG				\$6.8880		
Financial	FIXED SWAP	12/1/2008	2083091		IFERC	HHUB				\$6.8880		
Financial	FIXED SWAP	12/1/2008	2084511		IFERC	HHUB				\$6.9000		
Financial	FIXED SWAP	12/1/2008	2087488		IFERC	FGT23				\$6.9000		
Financial	FIXED SWAP	12/1/2008	2082551		NYMEX	NG				\$7.0200		
Financial	FIXED SWAP	12/1/2008	2087042		NYMEX	NG				\$6.8880		
Financial	FIXED SWAP	12/1/2008	2111625		NYMEX	NG				\$6.8880		
Financial	FIXED SWAP	12/1/2008	2117791		NYMEX	NG				\$6.8880		
Financial	FIXED SWAP	12/1/2008	2195580		NYMEX	NG				\$6.8880		
Financial	FIXED SWAP	12/1/2008	2252878		NYMEX	NG				\$6.8880		
Financial	FIXED SWAP	12/1/2008	2286895		NYMEX	NG				\$6.8880		
Financial	FIXED SWAP	12/1/2008	2301771		IFERC	FGT23				\$7.0200		
Financial	FIXED SWAP	12/1/2008	2304212		IFERC	FGT23				\$7.0200		
Financial	FIXED SWAP	12/1/2008	2322745		IFERC	FGT23				\$7.0200		
Financial	FIXED SWAP	12/1/2008	2355638		NYMEX	NG				\$6.8880		
Financial	FIXED SWAP	12/1/2008	2364022		NYMEX	NG				\$6.8880		
Financial	FIXED SWAP	12/1/2008	2403410		NYMEX	NG				\$6.8880		
Financial	FIXED SWAP	12/1/2008	2407156		IFERC	FGT23				\$7.0200		
Financial	FIXED SWAP	12/1/2008	2425585		NYMEX	NG				\$6.8880		
Financial	FIXED SWAP	12/1/2008	2429288		NYMEX	NG				\$6.8880		
Financial	FIXED SWAP	12/1/2008	2437179		IFERC	FGT23				\$7.0200		
Financial	FIXED SWAP	12/1/2008	2438955		IFERC	FGT23				\$7.0200		
Financial	FIXED SWAP	12/1/2008	2449552		NYMEX	NG				\$6.8880		
Financial	FIXED SWAP	12/1/2008	2454575		NYMEX	NG				\$6.8880		
Financial	FIXED SWAP	12/1/2008	2456948		IFERC	HHUB				\$6.9000		
Financial	FIXED SWAP	12/1/2008	2462496		IFERC	HHUB				\$6.9000		
Financial	FIXED SWAP	12/1/2008	2465630		IFERC	HHUB				\$6.9000		
Financial	FIXED SWAP	12/1/2008	2467453		IFERC	FGT23				\$7.0200		
Financial	FIXED SWAP	12/1/2008	2468762		IFERC	FGT23				\$7.0200		
Financial	FIXED SWAP	12/1/2008	2474516		IFERC	FGT23				\$7.0200		
Financial	FIXED SWAP	12/1/2008	2474633		IFERC	FGT23				\$7.0200		
Financial	FIXED SWAP	12/1/2008	2477263		IFERC	FGT23				\$7.0200		
Financial	FIXED SWAP	12/1/2008	2478884		IFERC	FGT23				\$7.0200		
Financial	FIXED SWAP	12/1/2008	2478948		IFERC	FGT23				\$7.0200		
Financial	FIXED SWAP	12/1/2008	2483205		IFERC	FGT23				\$7.0200		
Financial	FIXED SWAP	12/1/2008	2484918		IFERC	FGT23				\$7.0200		
Financial	FIXED SWAP	12/1/2008	2485012		IFERC	FGT23				\$7.0200		
Financial	FIXED SWAP	12/1/2008	2485845		IFERC	FGT23				\$7.0200		
Financial	FIXED SWAP	12/1/2008	2490916		IFERC	HHUB				\$6.9000		
Financial	FIXED SWAP	12/1/2008	2495021		IFERC	FGT23				\$7.0200		
Financial	FIXED SWAP	12/1/2008	2498876		IFERC	FGT23				\$7.0200		
Financial	FIXED SWAP	12/1/2008	2500403		IFERC	FGT23				\$7.0200		
Financial	FIXED SWAP	12/1/2008	2502227		IFERC	FGT23				\$7.0200		
Financial	FIXED SWAP	12/1/2008	2504389		IFERC	FGT23				\$7.0200		
Financial	FIXED SWAP	12/1/2008	2509307		IFERC	FGT23				\$7.0200		
Financial	FIXED SWAP	12/1/2008	2511274		IFERC	FGT23				\$7.0200		
Financial	FIXED SWAP	12/1/2008	2581491		IFERC	FGT23				\$7.0200		
Financial	FIXED SWAP	12/1/2008	2584662		IFERC	FGT23				\$7.0200		
Physical	PHYSICAL	12/1/2008	27385		FGT	FGT21				\$6.9000		
Physical	PHYSICAL	12/1/2008	27515		FGT	FGT22				\$6.9000		
Physical	PHYSICAL	12/1/2008	27707		FGT	FGT22				\$6.9000		
Physical	PHYSICAL	12/1/2008	27832		FGT	FGT23				\$7.0200		
Physical	PHYSICAL	12/1/2008	27960		FGT	FGT23				\$7.0200		

✓ = Transaction Tested



47-13

**Progress Energy Florida  
Hedging Report Data  
12 Month Period Ending Aug. 15, 2009  
Docket # 090001-EI**

*RAM  
9/09  
Aug 9/4*

B/S	CPTY	Cpty Name Z Key	Deal	Instrument	Month	Quantity	P&L	Premium	Settlement
B			2425585 BGS769	FIXED SWA	12/1/2008				
B			2467453 BHI477	FIXED SWA	12/1/2008				
B			2195580 BDM456	FIXED SWA	12/1/2008				
B			1244903 AQY791	FIXED SWA	12/1/2008				
B			1403067 ASZ976	FIXED SWA	12/1/2008				
B			2449552 BHB260	FIXED SWA	12/1/2008				
B			2454575 BHD125	FIXED SWA	12/1/2008				
S			1744858 AWR976	FIXED FINA	12/1/2008				
B			2087498 BBY407	FIXED SWA	12/1/2008				
B			2407156 BGL510	FIXED SWA	12/1/2008				
B			2437179 BGX240	FIXED SWA	12/1/2008				
B			2438955 BGY137	FIXED SWA	12/1/2008				
B			2478884 BHM695	FIXED SWA	12/1/2008				
B			2484919 BHP476	FIXED SWA	12/1/2008				
B			2486845 BHQ353	FIXED SWA	12/1/2008				
B			2500403 BHV569	FIXED SWA	12/1/2008				
B			2474633 BHK961	FIXED SWA	12/1/2008				
B			2478948 BHM750	FIXED SWA	12/1/2008				
B			2509307 BIA226	FIXED SWA	12/1/2008				
B			2511274 BIA747	FIXED SWA	12/1/2008				
B			2584662 BHY385	FIXED SWA	12/1/2008				
B			2084511 BBX159	FIXED SWA	12/1/2008				
B			2465630 BHI033	FIXED SWA	12/1/2008				
B			2490918 BHR828	FIXED SWA	12/1/2008				
B			2083091 BBW463	FIXED SWA	12/1/2008				
B			2097042 BCC191	FIXED SWA	12/1/2008				
B			2364022 BFW523	FIXED SWA	12/1/2008				
B			2462496 BHG602	FIXED SWA	12/1/2008				
B			2474516 BHK911	FIXED SWA	12/1/2008				
B			2477263 BHM197	FIXED SWA	12/1/2008				
B			2483205 BHO712	FIXED SWA	12/1/2008				
B			2485012 BHP536	FIXED SWA	12/1/2008				
B			2495021 BHT337	FIXED SWA	12/1/2008				
S			1298306 AWR992	FIXED FINA	12/1/2008				
B			2111625 BCF959	FIXED SWA	12/1/2008				
B			2403410 BGK140	FIXED SWA	12/1/2008				
B			2456648 BHE236	FIXED SWA	12/1/2008				
B			2469762 BHI315	FIXED SWA	12/1/2008				
B			2504389 BHX574	FIXED SWA	12/1/2008				
B			2581491 BIX017	FIXED SWA	12/1/2008				
B			2429268 BGT673	FIXED SWA	12/1/2008				
B			2092551 BCA717	FIXED SWA	12/1/2008				
B			2252878 BEH342	FIXED SWA	12/1/2008				
B			2286895 BEV364	FIXED SWA	12/1/2008				
B			2355636 BFT026	FIXED SWA	12/1/2008				
B			1173844 AWN818	FIXED FINA	12/1/2008				
B			1383024 ASS517	FIXED SWA	12/1/2008				
B			2117791 BCH977	FIXED SWA	12/1/2008				
B			2301771 BFB562	FIXED SWA	12/1/2008				
B			2304212 BFC558	FIXED SWA	12/1/2008				
B			2322745 BFI804	FIXED SWA	12/1/2008				
B			2502227 BHW621	FIXED SWA	12/1/2008				
S			1383062 AWS006	FIXED FINA	12/1/2008				
S			1665890 AWN821	FIXED FINA	12/1/2008				
B			1184397 AWN820	FIXED FINA	12/1/2008				
B			2499876 BHV343	FIXED SWA	12/1/2008				
S			1665893 AWN819	FIXED FINA	12/1/2008				

*47p.2  
47-13*

AR  
AP  
Amort



*47-13/1*

**SOURCE**



*47-13/1*

Progress Energy Florida  
Hedging Report Data  
12 Month Period Ending Aug. 15, 2009  
Docket # 090001-EI

RAM  
9/09  
J. 2/14

REDACTED

47-13/2

SOURCE



47-13/2

**Progress Energy Florida  
Transaction Details  
12 Month Period Ending Aug. 15, 2009  
Docket # 090001-EI**

*RAM  
9/19  
2009*



Confirmation Number: [Redacted]  
Parent Number: [Redacted]

**Swap Transaction Confirmation**

To: [Redacted] (Counterparty) From: Florida Power Corporation d/b/a Progress Energy Florida, Inc. (Company)  
Contact: CONFIRMATIONS Contact: Arnette Prescott  
Phone: 442075470879 Phone: 919-546-2419  
Fax: 011441133362358 Fax: 919-546-3258

Re: Commodity Swap Transaction

The purpose of this Transaction Confirmation is to confirm the terms and conditions of the Transaction entered into between us on the Trade Date specified below (the "Transaction"). This Confirmation constitutes a "Confirmation" as referred to in, and supplements, forms part of and is subject to, the ISDA Master Agreement between [Redacted] and Florida Power Corporation d/b/a Progress Energy Florida, Inc., dated 07/21/2003, as amended and supplemented from time to time (the "Master Agreement").

The definitions and provisions contained in the 2000 ISDA Definitions and the 1993 ISDA Commodity Derivative Definitions, as each may be amended, supplemented, replaced, updated, restated or modified from time to time (the "Definitions"), each as published by the International Swaps and Derivatives Association, Inc., are incorporated into this Transaction Confirmation. In the event of any inconsistency between the provisions of this Confirmation and the Definitions, this Confirmation shall govern.

Trade Date: [Redacted]  
Commodity: GAS  
Total Quantity: [Redacted] *47 p.2*  
Effective Date: [Redacted]  
Termination Date: [Redacted]  
Fixed Price Payer: Florida Power Corporation d/b/a Progress Energy Florida, Inc.  
Floating Price Payer: [Redacted]  
Rounding: [Redacted]

**CONFIDENTIAL**

Calculation Period(s)		Delivery Days MTWTFSSH	Notional Quantity (MMBTU per DAY)	Fixed Price (USD per MMBTU)	Floating Price	
From	To				Commodity Reference Price	Pricing Date
[Redacted]	[Redacted]	[Redacted]	[Redacted]	[Redacted]	[Redacted]	[Redacted]

Broker:

Please confirm that the terms of this Transaction Confirmation accurately reflect our verbal agreement regarding the transaction described herein by executing this Transaction Confirmation and returning it to Florida Power Corporation d/b/a Progress Energy Florida, Inc. via facsimile transmission at 919-546-3258. This Confirmation shall be conclusively deemed accurate and complete if not objected to within two (2) Business Days of your receipt of same.

Agreed and Accepted:



Florida Power Corporation d/b/a Progress Energy Florida, Inc.  
(Company)

[Redacted] (Counterparty)

*Ed McCluskey*  
\_\_\_\_\_  
Edward D. McCluskey  
Sr Gas Trader

Name: \_\_\_\_\_  
Title: \_\_\_\_\_

*47-13/3*

**SOURCE**



*47-13/3*

**Progress Energy Florida  
Hedging Report Data  
12 Month Period Ending Aug. 15, 2009  
Docket # 090001-EI**

RAM  
9/1/09  
Sur 9/4

**CONFIDENTIAL**

Order No PSC-08-0316-PAA-EI  
Hedging Detail Information

PEF Gas Hedging Status 2009

January-09

Physical/ Financial	Instrument	Month	Z Key	Trade Date	Market	Location	Volume	Fixed Price (\$/MMBtu)	Market Settlement (\$/MMBtu)	Savings(Cost) on Hedge	Actual Monthly Burn (Generation & Tolling)	Total % Burns Hedged
Financial	FIXED FINANCIAL OPTION	1/1/2009	1184413	8/9/2005	NYMEX	NG						
Financial	FIXED FINANCIAL OPTION	1/1/2009	1665898	12/13/2005	NYMEX	NG				\$6,1360		
Financial	FIXED FINANCIAL OPTION	1/1/2009	1383727	12/14/2005	NYMEX	NG				\$6,1360		
Financial	FIXED FINANCIAL OPTION	1/1/2009	1388811	8/9/2005	NYMEX	NG				\$6,1360		
Financial	FIXED SWAP	1/1/2009	1383233	12/13/2005	NYMEX	NG				\$6,1360		
Financial	FIXED SWAP	1/1/2009	1386787	12/14/2005	NYMEX	NG				\$6,1360		
Financial	FIXED SWAP	1/1/2009	1403070	12/27/2005	NYMEX	NG				\$6,1360		
Financial	FIXED SWAP	1/1/2009	1757821	8/30/2006	IFERC	FGT23				\$6,1700		
Financial	FIXED SWAP	1/1/2009	1774722	9/14/2006	IFERC	FGT23				\$6,1700		
Financial	FIXED SWAP	1/1/2009	1831546	10/17/2006	NYMEX	NG				\$6,1360		
Financial	FIXED SWAP	1/1/2009	1840032	10/25/2006	NYMEX	NG				\$6,1360		
Financial	FIXED SWAP	1/1/2009	2092552	5/31/2007	NYMEX	NG				\$6,1360		
Financial	FIXED SWAP	1/1/2009	2097044	6/5/2007	NYMEX	NG				\$6,1360		
Financial	FIXED SWAP	1/1/2009	2111828	6/15/2007	NYMEX	NG				\$6,1360		
Financial	FIXED SWAP	1/1/2009	2117792	6/22/2007	NYMEX	NG				\$6,1360		
Financial	FIXED SWAP	1/1/2009	2195581	9/13/2007	NYMEX	NG				\$6,1360		
Financial	FIXED SWAP	1/1/2009	2252885	11/1/2007	NYMEX	NG				\$6,1360		
Financial	FIXED SWAP	1/1/2009	2286910	12/19/2007	NYMEX	NG				\$6,1360		
Financial	FIXED SWAP	1/1/2009	2301772	1/3/2008	IFERC	FGT23				\$6,1700		
Financial	FIXED SWAP	1/1/2009	2304215	1/8/2008	IFERC	FGT23				\$6,1700		
Financial	FIXED SWAP	1/1/2009	2322748	1/31/2008	IFERC	FGT23				\$6,1700		
Financial	FIXED SWAP	1/1/2009	2355637	3/5/2008	NYMEX	NG				\$6,1360		
Financial	FIXED SWAP	1/1/2009	2384023	3/17/2008	NYMEX	NG				\$6,1360		
Financial	FIXED SWAP	1/1/2009	2403412	4/18/2008	NYMEX	NG				\$6,1360		
Financial	FIXED SWAP	1/1/2009	2407157	4/24/2008	IFERC	FGT23				\$6,1700		
Financial	FIXED SWAP	1/1/2009	2425986	5/12/2008	NYMEX	NG				\$6,1360		
Financial	FIXED SWAP	1/1/2009	2429259	5/15/2008	NYMEX	NG				\$6,1360		
Financial	FIXED SWAP	1/1/2009	2437182	5/29/2008	IFERC	FGT23				\$6,1700		
Financial	FIXED SWAP	1/1/2009	2438956	6/2/2008	IFERC	FGT23				\$6,1700		
Financial	FIXED SWAP	1/1/2009	2449553	6/10/2008	NYMEX	NG				\$6,1360		
Financial	FIXED SWAP	1/1/2009	2454576	6/19/2008	NYMEX	NG				\$6,1360		
Financial	FIXED SWAP	1/1/2009	2456649	8/24/2008	IFERC	HHUB				\$6,1600		
Financial	FIXED SWAP	1/1/2009	2462497	7/2/2008	IFERC	HHUB				\$6,1600		
Financial	FIXED SWAP	1/1/2009	2465631	7/8/2008	IFERC	HHUB				\$6,1600		
Financial	FIXED SWAP	1/1/2009	2467454	7/9/2008	IFERC	FGT23				\$6,1700		
Financial	FIXED SWAP	1/1/2009	2474518	7/17/2008	IFERC	FGT23				\$6,1700		
Financial	FIXED SWAP	1/1/2009	2474635	7/17/2008	IFERC	FGT23				\$6,1700		
Financial	FIXED SWAP	1/1/2009	2478885	7/24/2008	IFERC	FGT23				\$6,1700		
Financial	FIXED SWAP	1/1/2009	2483208	7/30/2008	IFERC	FGT23				\$6,1700		
Financial	FIXED SWAP	1/1/2009	2485013	8/1/2008	IFERC	FGT23				\$6,1700		
Financial	FIXED SWAP	1/1/2009	2485846	8/4/2008	IFERC	FGT23				\$6,1700		
Financial	FIXED SWAP	1/1/2009	2490920	8/8/2008	IFERC	HHUB				\$6,1600		
Financial	FIXED SWAP	1/1/2009	2495022	8/13/2008	IFERC	FGT23				\$6,1700		
Financial	FIXED SWAP	1/1/2009	2499878	8/21/2008	IFERC	FGT23				\$6,1700		
Financial	FIXED SWAP	1/1/2009	2500406	8/22/2008	IFERC	FGT23				\$6,1700		
Financial	FIXED SWAP	1/1/2009	2502228	8/26/2008	IFERC	FGT23				\$6,1700		
Financial	FIXED SWAP	1/1/2009	2504390	8/28/2008	IFERC	FGT23				\$6,1700		
Financial	FIXED SWAP	1/1/2009	2509308	9/2/2008	IFERC	FGT23				\$6,1700		
Financial	FIXED SWAP	1/1/2009	2511204	9/3/2008	IFERC	FGT23				\$6,1700		
Financial	FIXED SWAP	1/1/2009	2511275	9/3/2008	IFERC	FGT23				\$6,1700		
Financial	FIXED SWAP	1/1/2009	2511282	9/3/2008	IFERC	FGT23				\$6,1700		
Financial	FIXED SWAP	1/1/2009	2511315	9/3/2008	IFERC	FGT23				\$6,1700		
Financial	FIXED SWAP	1/1/2009	2570022	10/7/2008	IFERC	FGT23				\$6,1700		
Subtotal												
Physical	PHYSICAL	1/1/2009	27387	6/4/2003	FGT	FGT21				\$5,9700		
Physical	PHYSICAL	1/1/2009	27516	6/4/2003	FGT	FGT22				\$6,1500		
Physical	PHYSICAL	1/1/2009	27708	6/4/2003	FGT	FGT23				\$6,1500		
Physical	PHYSICAL	1/1/2009	27834	6/4/2003	FGT	FGT23				\$6,1700		
Physical	PHYSICAL	1/1/2009	27963	6/4/2003	FGT	FGT23				\$6,1700		
Subtotal												
Total												

✓ = Transactions Tested

**CONFIDENTIAL**

**CONFIDENTIAL**

**CONFIDENTIAL**

**CONFIDENTIAL**

**CONFIDENTIAL**



477-14



Hedging Information Report

477-14

**Progress Energy Florida  
Transaction Details  
12 Month Period Ending Aug. 15, 2009  
Docket # 090001-EI**

*RAM  
9/1/09*

B/S	CPTY	Cpty Name Index	Put/Call	Z Key	Deal	Instrument	Month	Quantity	P&L	Premium	Settlement
B					2195581 BDM457	FIXED SWA	1/1/2009				
B					1383233 ASS555	FIXED SWA	1/1/2009				
B					2449553 BHB261	FIXED SWA	1/1/2009				
B					2454576 BHD126	FIXED SWA	1/1/2009				
S			PUT		1383727 AWS007	FIXED FINA	1/1/2009				
B					2467454 BHI478	FIXED SWA	1/1/2009				
B					2511282 BIA754	FIXED SWA	1/1/2009				
B					2425586 BGS770	FIXED SWA	1/1/2009				
B					1757621 AXQ700	FIXED SWA	1/1/2009				
B					2407157 BGL511	FIXED SWA	1/1/2009				
B					2437132 BGX243	FIXED SWA	1/1/2009				
B					2438956 BGY138	FIXED SWA	1/1/2009				
B					2478885 BHM696	FIXED SWA	1/1/2009				
B					2486846 BHO354	FIXED SWA	1/1/2009				
B					2500405 BHV570	FIXED SWA	1/1/2009				
B					2570022 BIT046	FIXED SWA	1/1/2009				
B					2465631 BHI034	FIXED SWA	1/1/2009				
B					2490920 BHR829	FIXED SWA	1/1/2009				
B					1840032 AYO530	FIXED SWA	1/1/2009				
B					2474518 BHK912	FIXED SWA	1/1/2009				
B					2483206 BHO713	FIXED SWA	1/1/2009				
B					2485013 BHP537	FIXED SWA	1/1/2009				
B					2495022 BHT338	FIXED SWA	1/1/2009				
B					2511204 BIA695	FIXED SWA	1/1/2009				
B					2462497 BHG603	FIXED SWA	1/1/2009				
B					2097044 BCC192	FIXED SWA	1/1/2009				
B					2364023 BFW524	FIXED SWA	1/1/2009				
B					2504990 BHM575	FIXED SWA	1/1/2009				
B					2511315 BIA779	FIXED SWA	1/1/2009				
B					2456649 BHE237	FIXED SWA	1/1/2009				
B					1831546 AYL399	FIXED SWA	1/1/2009				
B					2111626 BCF960	FIXED SWA	1/1/2009				
B					2403412 BGG141	FIXED SWA	1/1/2009				
B					2429269 BGT674	FIXED SWA	1/1/2009				
B					2092552 BCA713	FIXED SWA	1/1/2009				
B					2252885 BEH346	FIXED SWA	1/1/2009				
B					2286910 BEV367	FIXED SWA	1/1/2009				
B					2355637 BFT027	FIXED SWA	1/1/2009				
B					2301772 BFB563	FIXED SWA	1/1/2009				
B					2304215 BFC559	FIXED SWA	1/1/2009				
B					2322746 BFI805	FIXED SWA	1/1/2009				
B					2502228 BHW622	FIXED SWA	1/1/2009				
B					2117792 BCH978	FIXED SWA	1/1/2009				
B					2474635 BHK962	FIXED SWA	1/1/2009				
B					2509308 BIA227	FIXED SWA	1/1/2009				
B					2511275 BIA748	FIXED SWA	1/1/2009				
B					1774722 AXW055	FIXED SWA	1/1/2009				
B					2499878 BHV344	FIXED SWA	1/1/2009				
B					1386787 AST017	FIXED SWA	1/1/2009				
B					1403070 ASZ980	FIXED SWA	1/1/2009				
S			CALL		1184413 AWN817	FIXED FINA	1/1/2009				
S			PUT		1386811 AWS032	FIXED FINA	1/1/2009				
S			PUT		1665898 AWN816	FIXED FINA	1/1/2009				

AR  
AP  
Amort



47-14/1

SOURCE



47-14/1



Progress Energy Florida  
Transaction Details  
12 Month Period Ending Aug. 15, 2009  
Docket # 090001-El

RAM  
9/10/09

REDACTED

LF-14/2

SOURCE



LF-14/2

**Progress Energy Florida  
Transaction Details  
12 Month Period Ending Aug. 15, 2009  
Docket # 090001-B1**

*RAM  
9/10/09  
Aug 9/4*



Confirmation Number: [REDACTED]  
Parent Number: [REDACTED]

**Swap Transaction Confirmation**

To: [REDACTED] (Counterparty) From: Florida Power Corporation d/b/a Progress Energy Florida, Inc. (Company)  
Contact: [REDACTED] Contact: Olivia Fitzgerald  
Phone: 212-538-1907 Phone: 919-546-4168  
Fax: 212-951-8823 Fax: 919-546-3258

Re: Commodity Swap Transaction

The purpose of this Transaction Confirmation is to confirm the terms and conditions of the Transaction entered into between us on the Trade Date specified below (the "Transaction"). This Confirmation constitutes a "Confirmation" as referred to in, and supplements, forms part of and is subject to, the ISDA Master Agreement between [REDACTED] and Florida Power Corporation d/b/a Progress Energy Florida, Inc., dated 08/24/2006, as amended and supplemented from time to time (the "Master Agreement").

The definitions and provisions contained in the 2000 ISDA Definitions and the 1993 ISDA Commodity Derivative Definitions, as each may be amended, supplemented, replaced, updated, restated or modified from time to time (the "Definitions"), each as published by the International Swaps and Derivatives Association, Inc., are incorporated into this Transaction Confirmation. In the event of any inconsistency between the provisions of this Confirmation and the Definitions, this Confirmation shall govern.

Trade Date: [REDACTED]  
Commodity: GAS  
Total Quantity: [REDACTED] *p. 2*  
Effective Date: [REDACTED]  
Termination Date: [REDACTED]  
Fixed Price Payer: Florida Power Corporation d/b/a Progress Energy Florida, Inc.  
Floating Price Payer: [REDACTED]  
Rounding: [REDACTED]

Calculation Period(s)		Delivery Days MTWTFSSH	Notional Quantity (MMBTU per DAY)	Fixed Price (USD per MMBTU)	Floating Price	
From	To				Commodity Reference Price	Pricing Date
[REDACTED]		[REDACTED]	[REDACTED]	[REDACTED]	[REDACTED]	[REDACTED]

Broker:

Please confirm that the terms of this Transaction Confirmation accurately reflect our verbal agreement regarding the transaction described herein by executing this Transaction Confirmation and returning it to Florida Power Corporation d/b/a Progress Energy Florida, Inc. via facsimile transmission at 919-546-3258. This Confirmation shall be conclusively deemed accurate and complete if not objected to within two (2) Business Days of your receipt of same.

Agreed and Accepted:

Florida Power Corporation d/b/a Progress Energy Florida, Inc.  
(Company)



[REDACTED] (Counterparty)

*Ed McCluskey*  
\_\_\_\_\_  
Edward D. McCluskey  
\_\_\_\_\_  
Sr Gas Trader

\_\_\_\_\_  
Name:  
\_\_\_\_\_  
Title:

*47-14/3*

**SOURCE**



*47-14/3*

**Progress Energy Florida  
Transaction Details  
12 Month Period Ending Aug. 15, 2009  
Docket # 090001-EI**

*RAM  
9/10/09  
29/4*



Confirmation Number: [Redacted]  
Parent Number: [Redacted]

**Swap Transaction Confirmation**

To: [Redacted] (Counterparty) From: Florida Power Corporation d/b/a Progress Energy Florida, Inc. (Company)  
Contact: Confirmations Contact: Arnette Prescott  
Phone: 416-552-7463 Phone: 919-546-2419  
Fax: 416-552-7974 Fax: 919-546-3258

Re: Commodity Swap Transaction

The purpose of this Transaction Confirmation is to confirm the terms and conditions of the Transaction entered into between us on the Trade Date specified below (the "Transaction"). This Confirmation constitutes a "Confirmation" as referred to in, and supplements, forms part of and is subject to, the ISDA Master Agreement between [Redacted] and Florida Power Corporation d/b/a Progress Energy Florida, Inc., dated 04/20/2005, as amended and supplemented from time to time (the "Master Agreement").

The definitions and provisions contained in the 2000 ISDA Definitions and the 1993 ISDA Commodity Derivative Definitions, as each may be amended, supplemented, replaced, updated, restated or modified from time to time (the "Definitions"), each as published by the International Swaps and Derivatives Association, Inc., are incorporated into this Transaction Confirmation. In the event of any inconsistency between the provisions of this Confirmation and the Definitions, this Confirmation shall govern.

Trade Date: [Redacted]  
Commodity: GAS  
Total Quantity: [Redacted] *1.2*  
Effective Date: [Redacted]  
Termination Date: [Redacted]  
Fixed Price Payer: Florida Power Corporation d/b/a Progress Energy Florida, Inc.  
Floating Price Payer: [Redacted]  
Rounding: [Redacted]



Calculation Period(s)		Delivery Days MTWTFSSh	Notional Quantity (MMBTU per DAY)	Fixed Price (USD per MMBTU)	Floating Price	
From	To				Commodity Reference Price	Pricing Date
[Redacted]	[Redacted]	[Redacted]	[Redacted]	[Redacted]	[Redacted]	[Redacted]

Broker:  
Please confirm that the terms of this Transaction Confirmation accurately reflect our verbal agreement regarding the transaction described herein by executing this Transaction Confirmation and returning it to Florida Power Corporation d/b/a Progress Energy Florida, Inc. via facsimile transmission at 919-546-3258. This Confirmation shall be conclusively deemed accurate and complete if not objected to within two (2) Business Days of your receipt of same.

Agreed and Accepted:  
Florida Power Corporation d/b/a Progress Energy Florida, Inc.  
(Company)  
*Ed McCluskey*  
Edward D. McCluskey  
Sr Gas Trader

[Redacted] (Counterparty)  
\_\_\_\_\_  
Name:  
Title:

*47-14/4*

*47-14/4*

Progress Energy Florida  
Transaction Details  
12 Month Period Ending Aug. 15, 2009  
Docket # 090001-EI

RAM  
9/10/09

REDACTED

47-14/E

SOURCE



47-14/E

Progress Energy Florida  
Transaction Details  
12 Month Period Ending Aug. 15, 2009  
Docket # 090001-EI

RAW  
9/21/09

EXHIBIT A-TERMS AND CONDITIONS

This Exhibit A is a part of and incorporated into that certain Agreement entered into the 1st day of April, 2001, by and between [REDACTED] a Delaware corporation, hereinafter referred to as "Seller," and Florida Power Corporation.

The Contact Price for Gas shall be as follows:

Period	Price per MMBtu
--------	-----------------

[REDACTED]	[REDACTED]
------------	------------

The Primary Delivery Points are:

[REDACTED]

The Secondary Delivery Points (to be used only upon written agreement of the Parties are:  
Applicable FGT Pools



47-14/6

SOURCE



47-14/6

**Progress Energy Florida  
Hedging Report Data  
12 Month Period Ending Aug. 15, 2009  
Docket # 090001-EI**

*RAM  
9/1/09 Aug 14*

Physical/ Financial	Instrument	Month	Z Key	Trade Date	Market	Location	Volume	Fixed Price (\$/MMBtu)	Market Settlement (\$/MMBtu)	Savings/(Cost) on Hedge	Actual Monthly Burn (Generation & Tolling)	Total % Hedged
Financial	FIXED FINANCIAL OPTION	6/1/2009	1184520	8/8/2005	NYMEX	NG						\$3,5380
Financial	FIXED FINANCIAL OPTION	6/1/2009	1665915	12/13/2005	NYMEX	NG						\$3,5380
Financial	FIXED FINANCIAL OPTION	6/1/2009	1383625	12/14/2005	NYMEX	NG						\$3,5380
Financial	FIXED FINANCIAL OPTION	6/1/2009	1386621	8/8/2005	NYMEX	NG						\$3,5380
Financial	FIXED SWAP	6/1/2009	1383355	12/13/2005	NYMEX	NG						\$3,5380
Financial	FIXED SWAP	6/1/2009	1386797	12/14/2005	NYMEX	NG						\$3,5380
Financial	FIXED SWAP	6/1/2009	1403081	12/27/2005	NYMEX	NG						\$3,5380
Financial	FIXED SWAP	6/1/2009	1620038	5/31/2006	IFERC	FGT23						\$3,5380
Financial	FIXED SWAP	6/1/2009	1757626	8/30/2006	IFERC	FGT23						\$3,6200
Financial	FIXED SWAP	6/1/2009	1787823	9/8/2006	IFERC	FGT23						\$3,6200
Financial	FIXED SWAP	6/1/2009	1774728	9/14/2006	IFERC	FGT23						\$3,6200
Financial	FIXED SWAP	6/1/2009	1795650	9/27/2006	IFERC	FGT23						\$3,6200
Financial	FIXED SWAP	6/1/2009	1831557	10/17/2006	NYMEX	NG						\$3,6200
Financial	FIXED SWAP	6/1/2009	1840042	10/25/2006	NYMEX	NG						\$3,5380
Financial	FIXED SWAP	6/1/2009	1898558	12/15/2006	NYMEX	NG						\$3,5380
Financial	FIXED SWAP	6/1/2009	1936451	1/24/2007	NYMEX	NG						\$3,5380
Financial	FIXED SWAP	6/1/2009	1972067	2/23/2007	NYMEX	NG						\$3,5380
Financial	FIXED SWAP	6/1/2009	2005415	3/28/2007	NYMEX	NG						\$3,5380
Financial	FIXED SWAP	6/1/2009	2045558	4/20/2007	NYMEX	NG						\$3,5380
Financial	FIXED SWAP	6/1/2009	2074040	5/10/2007	NYMEX	NG						\$3,5380
Financial	FIXED SWAP	6/1/2009	2087503	5/24/2007	NYMEX	NG						\$3,5380
Financial	FIXED SWAP	6/1/2009	2108333	6/12/2007	NYMEX	NG						\$3,5380
Financial	FIXED SWAP	6/1/2009	2111640	8/15/2007	NYMEX	NG						\$3,5380
Financial	FIXED SWAP	6/1/2009	2117800	6/22/2007	NYMEX	NG						\$3,5380
Financial	FIXED SWAP	6/1/2009	2127584	7/9/2007	NYMEX	NG						\$3,5380
Financial	FIXED SWAP	6/1/2009	2182010	8/28/2007	NYMEX	NG						\$3,5380
Financial	FIXED SWAP	6/1/2009	2188604	9/5/2007	IFERC	HHUB						\$3,5400
Financial	FIXED SWAP	6/1/2009	2194764	9/12/2007	IFERC	HHUB						\$3,5400
Financial	FIXED SWAP	6/1/2009	2203327	9/19/2007	IFERC	HHUB						\$3,5400
Financial	FIXED SWAP	6/1/2009	2209377	9/26/2007	IFERC	HHUB						\$3,5400
Financial	FIXED SWAP	6/1/2009	2241985	10/18/2007	IFERC	HHUB						\$3,5400
Financial	FIXED SWAP	6/1/2009	2245665	10/23/2007	IFERC	HHUB						\$3,5400
Financial	FIXED SWAP	6/1/2009	2252892	1/11/2008	IFERC	HHUB						\$3,5400
Financial	FIXED SWAP	6/1/2009	2270266	1/19/2008	IFERC	HHUB						\$3,5400
Financial	FIXED SWAP	6/1/2009	2277125	1/24/2008	IFERC	HHUB						\$3,5400
Financial	FIXED SWAP	6/1/2009	2305855	1/10/2008	NYMEX	NG						\$3,5400
Financial	FIXED SWAP	6/1/2009	2322750	1/13/2008	IFERC	HHUB						\$3,5380
Financial	FIXED SWAP	6/1/2009	2338134	3/14/2008	IFERC	HHUB						\$3,5400
Financial	FIXED SWAP	6/1/2009	2343077	2/20/2008	IFERC	HHUB						\$3,5400
Financial	FIXED SWAP	6/1/2009	2344207	2/22/2008	IFERC	HHUB						\$3,5400
Financial	FIXED SWAP	6/1/2009	2345133	2/25/2008	IFERC	FGT23						\$3,6200
Financial	FIXED SWAP	6/1/2009	2351233	3/4/2008	IFERC	FGT23						\$3,6200
Financial	FIXED SWAP	6/1/2009	2357315	3/7/2008	IFERC	FGT23						\$3,6200
Financial	FIXED SWAP	6/1/2009	2362606	3/14/2008	IFERC	FGT23						\$3,6200
Financial	FIXED SWAP	6/1/2009	2368173	3/19/2008	IFERC	FGT23						\$3,6200
Financial	FIXED SWAP	6/1/2009	2369647	3/27/2008	IFERC	FGT23						\$3,6200
Financial	FIXED SWAP	6/1/2009	2372689	4/2/2008	IFERC	FGT23						\$3,6200
Financial	FIXED SWAP	6/1/2009	2402522	4/17/2008	IFERC	FGT23						\$3,6200
Financial	FIXED SWAP	6/1/2009	2403454	4/18/2008	IFERC	FGT23						\$3,6200
Financial	FIXED SWAP	6/1/2009	2407182	4/24/2008	IFERC	FGT23						\$3,6200
Financial	FIXED SWAP	6/1/2009	2409249	4/29/2008	IFERC	FGT23						\$3,6200
Financial	FIXED SWAP	6/1/2009	2410663	5/1/2008	IFERC	FGT23						\$3,6200
Financial	FIXED SWAP	6/1/2009	2426212	5/13/2008	IFERC	FGT23						\$3,6200
Financial	FIXED SWAP	6/1/2009	2432482	5/22/2008	IFERC	FGT23						\$3,6200
Financial	FIXED SWAP	6/1/2009	2438493	5/28/2008	IFERC	FGT23						\$3,6200
Financial	FIXED SWAP	6/1/2009	2442969	6/6/2008	IFERC	FGT23						\$3,6200
Financial	FIXED SWAP	6/1/2009	2449558	6/10/2008	IFERC	FGT23						\$3,6200
Financial	FIXED SWAP	6/1/2009	2456657	6/24/2008	IFERC	FGT23						\$3,6200
Financial	FIXED SWAP	6/1/2009	2462504	7/2/2008	IFERC	FGT23						\$3,6200
Financial	FIXED SWAP	6/1/2009	2465857	7/8/2008	IFERC	FGT23						\$3,6200
Financial	FIXED SWAP	6/1/2009	2474532	7/17/2008	IFERC	FGT23						\$3,6200
Financial	FIXED SWAP	6/1/2009	2474647	7/17/2008	IFERC	FGT23						\$3,6200
Financial	FIXED SWAP	6/1/2009	2478890	7/24/2008	IFERC	FGT23						\$3,6200
Financial	FIXED SWAP	6/1/2009	2483225	7/30/2008	IFERC	FGT23						\$3,6200
Financial	FIXED SWAP	6/1/2009	2484988	8/1/2008	IFERC	FGT23						\$3,6200
Financial	FIXED SWAP	6/1/2009	2488851	8/4/2008	IFERC	FGT23						\$3,6200
Financial	FIXED SWAP	6/1/2009	2490959	8/8/2008	IFERC	FGT23						\$3,6200
Financial	FIXED SWAP	6/1/2009	2495029	8/13/2008	IFERC	FGT23						\$3,6200
Financial	FIXED SWAP	6/1/2009	2499105	8/20/2008	IFERC	HHUB						\$3,5400
Financial	FIXED SWAP	6/1/2009	2499886	8/21/2008	IFERC	HHUB						\$3,5400
Financial	FIXED SWAP	6/1/2009	2500413	8/22/2008	IFERC	HHUB						\$3,5400
Financial	FIXED SWAP	6/1/2009	2502233	8/26/2008	IFERC	FGT23						\$3,6200
Financial	FIXED SWAP	6/1/2009	2504401	8/28/2008	IFERC	FGT23						\$3,6200
Financial	FIXED SWAP	6/1/2009	2509313	9/2/2008	IFERC	FGT23						\$3,6200
Financial	FIXED SWAP	6/1/2009	2511214	9/3/2008	IFERC	FGT23						\$3,6200
Financial	FIXED SWAP	6/1/2009	2511228	9/3/2008	IFERC	HHUB						\$3,5400
Financial	FIXED SWAP	6/1/2009	2511289	9/3/2008	IFERC	FGT23						\$3,5400
Financial	FIXED SWAP	6/1/2009	2511300	9/3/2008	IFERC	HHUB						\$3,5400
Financial	FIXED SWAP	6/1/2009	2511304	9/3/2008	NYMEX	NG						\$3,5380
Financial	FIXED SWAP	6/1/2009	2511320	9/3/2008	IFERC	FGT23						\$3,6200
Financial	FIXED SWAP	6/1/2009	2513181	9/4/2008	IFERC	HHUB						\$3,5400
Financial	FIXED SWAP	6/1/2009	2570029	10/7/2008	IFERC	HHUB						\$3,5400
Financial	FIXED SWAP	6/1/2009	2581495	10/24/2008	IFERC	HHUB						\$3,5400
Subtotal												\$3,5400
Physical	PHYSICAL	6/1/2009	27395	8/4/2003	FGT	FGT21						\$3,5000
Physical	PHYSICAL	6/1/2009	27525	8/4/2003	FGT	FGT22						\$3,5500
Physical	PHYSICAL	6/1/2009	27713	8/4/2003	FGT	FGT22						\$3,5500
Physical	PHYSICAL	6/1/2009	27843	8/4/2003	FGT	FGT23						\$3,6200
Physical	PHYSICAL	6/1/2009	27969	8/4/2003	FGT	FGT23						\$3,6200
Subtotal												\$3,5400
Total												

✓ = Transaction Tested



47-15



SOURCE

Hedging Information

47-15

Progress Energy Florida  
Transaction Details  
12 Month Period Ending Aug. 15, 2009  
Docket # 090001-EI

RAM  
9/1/09  
Jup 9/7

REDACTED

47-15/1

SOURCE



47-15/1





Progress Energy Florida  
Transaction Details  
12 Month Period Ending Aug. 15, 2009  
Docket # 090001-El

RAM  
9/10/09 Aug 9/4

REDACTED

47-16/1

SOURCE



47-16/1

**Progress Energy Florida  
Hedging Information Report  
12 Month Period Ending Aug. 15, 2009  
Docket # 090001-EI**

*RAM  
9/10/09  
June 9/14*

Physical/ Financial	Instrument	Month	Z Key	Counterparty	Market	Location	Volume	Fixed Price (\$/MMBtu)	IFERC Settlement (\$/MMBtu)	Savings/Cost on Hedge	Actual Monthly Burn (Generation & Tallies)	Total % Burns Matched
Financial	FIXED FINANCIAL OPTION	9/1/2008	1173823		NYMEX	NG			\$8.3940			
Financial	FIXED FINANCIAL OPTION	9/1/2008	1665885		NYMEX	NG			\$8.3940			
Financial	FIXED FINANCIAL OPTION	9/1/2008	1184508		NYMEX	NG			\$8.3940			
Financial	FIXED FINANCIAL OPTION	9/1/2008	1665870		NYMEX	NG			\$8.3940			
Financial	FIXED FINANCIAL OPTION	9/1/2008	1244866		NYMEX	NG			\$8.3940			
Financial	FIXED FINANCIAL OPTION	9/1/2008	1298300		NYMEX	NG			\$8.3940			
Financial	FIXED FINANCIAL OPTION	9/1/2008	1383056		NYMEX	NG			\$8.3940			
Financial	FIXED SWAP	9/1/2008	1120012		IFERC	FGT23			\$8.6100			
Financial	FIXED SWAP	9/1/2008	1244894		NYMEX	NG			\$8.3940			
Financial	FIXED SWAP	9/1/2008	1383018		NYMEX	NG			\$8.3940			
Financial	FIXED SWAP	9/1/2008	1403061		NYMEX	NG			\$8.3940			
Financial	FIXED SWAP	9/1/2008	1626234		NYMEX	NG			\$8.3940			
Financial	FIXED SWAP	9/1/2008	1732968		IFERC	FGT23			\$8.6100			
Financial	FIXED SWAP	9/1/2008	1757319		IFERC	FGT23			\$8.6100			
Financial	FIXED SWAP	9/1/2008	1767810		IFERC	FGT23			\$8.6100			
Financial	FIXED SWAP	9/1/2008	1774717		IFERC	FGT23			\$8.6100			
Financial	FIXED SWAP	9/1/2008	1794403		IFERC	FGT23			\$8.6100			
Financial	FIXED SWAP	9/1/2008	1812216		IFERC	FGT23			\$8.6100			
Financial	FIXED SWAP	9/1/2008	1813247		IFERC	FGT23			\$8.6100			
Financial	FIXED SWAP	9/1/2008	1819188		IFERC	FGT23			\$8.6100			
Financial	FIXED SWAP	9/1/2008	1936444		NYMEX	NG			\$8.3940			
Financial	FIXED SWAP	9/1/2008	1953002		NYMEX	NG			\$8.3940			
Financial	FIXED SWAP	9/1/2008	1988930		IFERC	HHUB			\$8.4000			
Financial	FIXED SWAP	9/1/2008	2005441		IFERC	HHUB			\$8.4000			
Financial	FIXED SWAP	9/1/2008	2038409		IFERC	HHUB			\$8.4000			
Financial	FIXED SWAP	9/1/2008	2045547		IFERC	HHUB			\$8.4000			
Financial	FIXED SWAP	9/1/2008	2054403		IFERC	HHUB			\$8.4000			
Financial	FIXED SWAP	9/1/2008	2070903		IFERC	HHUB			\$8.4000			
Financial	FIXED SWAP	9/1/2008	2083069		IFERC	HHUB			\$8.4000			
Financial	FIXED SWAP	9/1/2008	2083085		IFERC	HHUB			\$8.4000			
Financial	FIXED SWAP	9/1/2008	2084507		IFERC	HHUB			\$8.4000			
Financial	FIXED SWAP	9/1/2008	2087495		IFERC	FGT23			\$8.6100			
Financial	FIXED SWAP	9/1/2008	2088402		NYMEX	NG			\$8.3940			
Financial	FIXED SWAP	9/1/2008	2091705		IFERC	FGT23			\$8.6100			
Financial	FIXED SWAP	9/1/2008	2092548		IFERC	FGT23			\$8.6100			
Financial	FIXED SWAP	9/1/2008	2096012		IFERC	FGT23			\$8.6100			
Financial	FIXED SWAP	9/1/2008	2100257		IFERC	HHUB			\$8.4000			
Financial	FIXED SWAP	9/1/2008	2111608		IFERC	HHUB			\$8.4000			
Financial	FIXED SWAP	9/1/2008	2120899		IFERC	HHUB			\$8.4000			
Financial	FIXED SWAP	9/1/2008	2128433		IFERC	HHUB			\$8.4000			
Financial	FIXED SWAP	9/1/2008	2131331		IFERC	HHUB			\$8.4000			
Financial	FIXED SWAP	9/1/2008	2182007		IFERC	HHUB			\$8.4000			
Financial	FIXED SWAP	9/1/2008	2189529		IFERC	FGT23			\$8.6100			
Financial	FIXED SWAP	9/1/2008	2191684		IFERC	FGT23			\$8.6100			
Financial	FIXED SWAP	9/1/2008	2194759		IFERC	FGT23			\$8.6100			
Financial	FIXED SWAP	9/1/2008	2203313		IFERC	FGT23			\$8.6100			
Financial	FIXED SWAP	9/1/2008	2243462		IFERC	HHUB			\$8.4000			
Financial	FIXED SWAP	9/1/2008	2245662		IFERC	HHUB			\$8.4000			
Financial	FIXED SWAP	9/1/2008	2248935		IFERC	FGT23			\$8.6100			
Financial	FIXED SWAP	9/1/2008	2261211		IFERC	FGT23			\$8.6100			
Financial	FIXED SWAP	9/1/2008	2270224		IFERC	FGT23			\$8.6100			
Financial	FIXED SWAP	9/1/2008	2271238		IFERC	FGT23			\$8.6100			
Financial	FIXED SWAP	9/1/2008	2301768		IFERC	FGT23			\$8.6100			
Financial	FIXED SWAP	9/1/2008	2304209		IFERC	FGT23			\$8.6100			
Financial	FIXED SWAP	9/1/2008	2305851		IFERC	FGT23			\$8.6100			
Financial	FIXED SWAP	9/1/2008	2323856		NYMEX	NG			\$8.3940			
Financial	FIXED SWAP	9/1/2008	2334848		NYMEX	NG			\$8.3940			
Financial	FIXED SWAP	9/1/2008	2342892		NYMEX	NG			\$8.3940			
Financial	FIXED SWAP	9/1/2008	2344202		NYMEX	NG			\$8.3940			
Financial	FIXED SWAP	9/1/2008	2345228		IFERC	FGT23			\$8.6100			
Financial	FIXED SWAP	9/1/2008	2346589		IFERC	FGT23			\$8.6100			
Financial	FIXED SWAP	9/1/2008	2351231		IFERC	HHUB			\$8.4000			
Financial	FIXED SWAP	9/1/2008	2357313		IFERC	HHUB			\$8.4000			
Financial	FIXED SWAP	9/1/2008	2365767		IFERC	HHUB			\$8.4000			
Financial	FIXED SWAP	9/1/2008	2389644		IFERC	HHUB			\$8.4000			
Financial	FIXED SWAP	9/1/2008	2372886		IFERC	HHUB			\$8.4000			
Financial	FIXED SWAP	9/1/2008	2402516		IFERC	HHUB			\$8.4000			
Financial	FIXED SWAP	9/1/2008	2403442		IFERC	FGT23			\$8.6100			
Financial	FIXED SWAP	9/1/2008	2406573		NYMEX	NG			\$8.3940			
Financial	FIXED SWAP	9/1/2008	2407153		NYMEX	NG			\$8.3940			
Financial	FIXED SWAP	9/1/2008	2409243		IFERC	FGT23			\$8.6100			
Financial	FIXED SWAP	9/1/2008	2410957		NYMEX	NG			\$8.3940			
Financial	FIXED SWAP	9/1/2008	2425582		NYMEX	NG			\$8.3940			
Financial	FIXED SWAP	9/1/2008	2438944		NYMEX	NG			\$8.3940			
Financial	FIXED SWAP	9/1/2008	2442966		IFERC	FGT23			\$8.6100			
Financial	FIXED SWAP	9/1/2008	2454572		NYMEX	NG			\$8.3940			
Financial	FIXED SWAP	9/1/2008	2462619		NYMEX	NG			\$8.3940			
Financial	FIXED SWAP	9/1/2008	2465625		NYMEX	NG			\$8.3940			
Financial	FIXED SWAP	9/1/2008	2466932		NYMEX	NG			\$8.3940			
Financial	FIXED SWAP	9/1/2008	2465718		NYMEX	NG			\$8.3940			
Financial	FIXED SWAP	9/1/2008	2474692		NYMEX	NG			\$8.3940			
Financial	FIXED SWAP	9/1/2008	2477259		NYMEX	NG			\$8.3940			
Financial	FIXED SWAP	9/1/2008	2478944		NYMEX	NG			\$8.3940			
Financial	FIXED SWAP	9/1/2008	2478957		NYMEX	NG			\$8.3940			
Financial	FIXED SWAP	9/1/2008	2495018		NYMEX	NG			\$8.3940			
Financial	FIXED SWAP	9/1/2008	2499870		NYMEX	NG			\$8.3940			
Financial	FIXED SWAP	9/1/2008	2500397		NYMEX	NG			\$8.3940			
Financial	FIXED SWAP	9/1/2008	2502475		IFERC	FGT23			\$8.6100			
Physical	PHYSICAL	9/1/2008	1099411		GULFST	GLFMSA			\$8.6100			
Physical	PHYSICAL	9/1/2008	27382		FGT	FGT21			\$8.3500			
Physical	PHYSICAL	9/1/2008	27511		FGT	FGT22			\$8.4100			
Physical	PHYSICAL	9/1/2008	27701		FGT	FGT22			\$8.4100			
Physical	PHYSICAL	9/1/2008	27826		FGT	FGT23			\$8.6100			
Physical	PHYSICAL	9/1/2008	27951		FGT	FGT23			\$8.6100			



*v = Transaction Tested*

*47-17*



*Hedging Information*

*47-17*

Progress Energy Florida  
Transaction Details  
12 Month Period Ending Aug. 15, 2009  
Docket # 090001-EI

RAM  
9/22/09

REDACTED

47-17/1

SOURCE



47-17/1





Progress Energy Florida  
Transaction Details  
12 Month Period Ending Aug. 15, 2009  
Docket # 090001-El

RAM 9/22/09

REDACTED

47-19/1

SOURCE



47-19/1

**Progress Energy Florida  
Hedging Information Report  
12 Month Period Ending Aug. 15, 2009  
Docket # 090001-EI**


*RAM  
9/1/09 JWP/HL*

Physical/ Financial	Instrument	Month	Z Key	Trade Date	Market	Location	Volume	Fixed Price (\$/MMBtu)	Market Settlement (\$/MMBtu)	Savings/(Cost) on Hedge	Actual Monthly Burn (Generation & Tolling)	Total % Hedged
Financial	FIXED FINANCIAL OPTION	2/1/2009	1184427	8/9/2005	NYMEX	NG			\$4,4760			
Financial	FIXED FINANCIAL OPTION	2/1/2009	1665903	12/13/2005	NYMEX	NG			\$4,4760			
Financial	FIXED FINANCIAL OPTION	2/1/2009	1383745	12/14/2005	NYMEX	NG			\$4,4760			
Financial	FIXED FINANCIAL OPTION	2/1/2009	1386813	8/9/2005	NYMEX	NG			\$4,4760			
Financial	FIXED SWAP	2/1/2009	1383235	12/13/2005	NYMEX	NG			\$4,4760			
Financial	FIXED SWAP	2/1/2009	1386789	12/14/2005	NYMEX	NG			\$4,4760			
Financial	FIXED SWAP	2/1/2009	1403072	12/27/2005	NYMEX	NG			\$4,4760			
Financial	FIXED SWAP	2/1/2009	1757622	8/30/2006	IFERC	FGT23			\$4,5200			
Financial	FIXED SWAP	2/1/2009	1774723	9/14/2006	IFERC	FGT23			\$4,5200			
Financial	FIXED SWAP	2/1/2009	1831543	10/17/2006	NYMEX	NG			\$4,4760			
Financial	FIXED SWAP	2/1/2009	1840036	10/25/2006	NYMEX	NG			\$4,4760			
Financial	FIXED SWAP	2/1/2009	2092553	5/31/2007	NYMEX	NG			\$4,4760			
Financial	FIXED SWAP	2/1/2009	2097045	6/5/2007	NYMEX	NG			\$4,4760			
Financial	FIXED SWAP	2/1/2009	2117827	8/15/2007	NYMEX	NG			\$4,4760			
Financial	FIXED SWAP	2/1/2009	2117783	8/22/2007	NYMEX	NG			\$4,4760			
Financial	FIXED SWAP	2/1/2009	2195562	9/13/2007	NYMEX	NG			\$4,4760			
Financial	FIXED SWAP	2/1/2009	2252886	11/1/2007	NYMEX	NG			\$4,4760	47-20		
Financial	FIXED SWAP	2/1/2009	2286917	12/19/2007	NYMEX	NG			\$4,4760			
Financial	FIXED SWAP	2/1/2009	2301773	1/8/2008	IFERC	FGT23			\$4,5200			
Financial	FIXED SWAP	2/1/2009	2304216	1/9/2008	IFERC	FGT23			\$4,5200			
Financial	FIXED SWAP	2/1/2009	2322747	1/31/2008	IFERC	FGT23			\$4,5200			
Financial	FIXED SWAP	2/1/2009	2355638	3/5/2008	NYMEX	NG			\$4,4760			
Financial	FIXED SWAP	2/1/2009	2384024	3/17/2008	NYMEX	NG			\$4,4760			
Financial	FIXED SWAP	2/1/2009	2403414	4/18/2008	NYMEX	NG			\$4,4760			
Financial	FIXED SWAP	2/1/2009	2407158	4/24/2008	IFERC	FGT23			\$4,5200			
Financial	FIXED SWAP	2/1/2009	2425587	5/12/2008	NYMEX	NG			\$4,4760			
Financial	FIXED SWAP	2/1/2009	2429270	5/15/2008	NYMEX	NG			\$4,4760			
Financial	FIXED SWAP	2/1/2009	2437183	5/29/2008	IFERC	FGT23			\$4,5200			
Financial	FIXED SWAP	2/1/2009	2438959	6/2/2008	IFERC	FGT23			\$4,5200			
Financial	FIXED SWAP	2/1/2009	2449554	6/10/2008	NYMEX	NG			\$4,4760			
Financial	FIXED SWAP	2/1/2009	2454577	6/19/2008	NYMEX	NG			\$4,4760			
Financial	FIXED SWAP	2/1/2009	2456650	6/24/2008	IFERC	HHUB			\$4,4900			
Financial	FIXED SWAP	2/1/2009	2462498	7/2/2008	IFERC	HHUB			\$4,4900			
Financial	FIXED SWAP	2/1/2009	2495632	7/8/2008	IFERC	HHUB			\$4,4900			
Financial	FIXED SWAP	2/1/2009	2487458	7/9/2008	IFERC	FGT23			\$4,5200			
Financial	FIXED SWAP	2/1/2009	2474520	7/17/2008	IFERC	FGT23			\$4,5200			
Financial	FIXED SWAP	2/1/2009	2474637	7/17/2008	IFERC	FGT23			\$4,5200			
Financial	FIXED SWAP	2/1/2009	2478886	7/24/2008	IFERC	FGT23			\$4,5200			
Financial	FIXED SWAP	2/1/2009	2483207	7/30/2008	IFERC	FGT23			\$4,5200			
Financial	FIXED SWAP	2/1/2009	2485014	8/1/2008	IFERC	FGT23			\$4,5200			
Financial	FIXED SWAP	2/1/2009	2488847	8/4/2008	IFERC	FGT23			\$4,5200			
Financial	FIXED SWAP	2/1/2009	2490921	8/8/2008	IFERC	HHUB			\$4,4900			
Financial	FIXED SWAP	2/1/2009	2495023	8/13/2008	IFERC	FGT23			\$4,5200			
Financial	FIXED SWAP	2/1/2009	2499880	8/21/2008	IFERC	FGT23			\$4,5200			
Financial	FIXED SWAP	2/1/2009	2500407	8/22/2008	IFERC	FGT23			\$4,5200			
Financial	FIXED SWAP	2/1/2009	2502229	8/26/2008	IFERC	FGT23			\$4,5200			
Financial	FIXED SWAP	2/1/2009	2504391	8/28/2008	IFERC	FGT23			\$4,5200			
Financial	FIXED SWAP	2/1/2009	2509308	9/2/2008	IFERC	FGT23			\$4,5200			
Financial	FIXED SWAP	2/1/2009	2511305	9/3/2008	IFERC	FGT23			\$4,5200			
Financial	FIXED SWAP	2/1/2009	2511278	9/3/2008	IFERC	FGT23			\$4,5200			
Financial	FIXED SWAP	2/1/2009	2511285	9/3/2008	IFERC	FGT23			\$4,5200			
Financial	FIXED SWAP	2/1/2009	2511316	9/3/2008	IFERC	FGT23			\$4,5200			
Financial	FIXED SWAP	2/1/2009	2570023	10/7/2008	IFERC	FGT23			\$4,5200			
Subtotal												
Physical	PHYSICAL	2/1/2009	27388	6/4/2003	FGT	FGT21			\$4,2700			
Physical	PHYSICAL	2/1/2009	27517	6/4/2003	FGT	FGT22			\$4,5100			
Physical	PHYSICAL	2/1/2009	27709	6/4/2003	FGT	FGT22			\$4,5100			
Physical	PHYSICAL	2/1/2009	27709	6/4/2003	FGT	FGT22			\$4,5100			
Physical	PHYSICAL	2/1/2009	27837	6/4/2003	FGT	FGT23			\$4,5200			
Physical	PHYSICAL	2/1/2009	27965	6/4/2003	FGT	FGT23			\$4,5200			
Subtotal												
Total												

✓ = Transaction Tested



47-20



Hedging Information Report


47-20

**Progress Energy Florida**  
**Transaction Details**  
**12-Month Period Ending Aug. 15, 2009**  
**Docket #090001-EI**

*KAM*  
*9/09*

**CONFIDENTIAL**

B/S	CPTY	Cpty Name	Index	Z Key	Deal	Instrument	Month	Quantity	P&L	Premium	Settlement
B					IFERC/FGT 2467458 BHI482	FIXED SWA	2/1/2009				
B					IFERC/FGT 2511289 BIA756	FIXED SWA	2/1/2009				
B					NYMEX/NC 2425387 BGS771	FIXED SWA	2/1/2009				
B					NYMEX/NC 2195582 BOM458	FIXED SWA	2/1/2009				
B					NYMEX/NC 1388235 ASS556	FIXED SWA	2/1/2009				
B					NYMEX/NC 2449554 BFB262	FIXED SWA	2/1/2009				
B					NYMEX/NC 2454577 BHD127	FIXED SWA	2/1/2009				
S					NYMEX/NC 1383745 AWS008	FIXED FINA	2/1/2009				
B					IFERC/FGT 1757622 AXG701	FIXED SWA	2/1/2009				
B					IFERC/FGT 2407158 BGL512	FIXED SWA	2/1/2009				
B					IFERC/FGT 2437183 BGX244	FIXED SWA	2/1/2009				
B					IFERC/FGT 2438959 BGY140	FIXED SWA	2/1/2009				
B					IFERC/FGT 2478886 BHM697	FIXED SWA	2/1/2009				
B					IFERC/FGT 2486847 BHQ355	FIXED SWA	2/1/2009				
B					IFERC/FGT 2500407 BHV571	FIXED SWA	2/1/2009				
B					IFERC/FGT 2570023 BHT047	FIXED SWA	2/1/2009				
B					IFERC/FGT 2474637 BHK963	FIXED SWA	2/1/2009				
B					IFERC/FGT 2509309 BIA228	FIXED SWA	2/1/2009				
B					IFERC/FGT 2511276 BIA749	FIXED SWA	2/1/2009				
B					IFERC/HHL 2465632 BHI035	FIXED SWA	2/1/2009				
B					IFERC/HHL 2490921 BHR830	FIXED SWA	2/1/2009				
B					NYMEX/NC 1840036 AYO531	FIXED SWA	2/1/2009				
B					IFERC/FGT 2474520 BHK913	FIXED SWA	2/1/2009				
B					IFERC/FGT 2483207 BHO714	FIXED SWA	2/1/2009				
B					IFERC/FGT 2485014 BHP538	FIXED SWA	2/1/2009				
B					IFERC/FGT 2495023 BHT339	FIXED SWA	2/1/2009				
B					IFERC/FGT 2511205 BIA696	FIXED SWA	2/1/2009				
B					IFERC/HHL 2462498 BHG604	FIXED SWA	2/1/2009				
B					NYMEX/NC 2097045 BCC193	FIXED SWA	2/1/2009				
B					NYMEX/NC 2364024 BFW525	FIXED SWA	2/1/2009				
B					IFERC/FGT 2504891 BHX576	FIXED SWA	2/1/2009				
B					IFERC/FGT 2511316 BIA780	FIXED SWA	2/1/2009				
B					IFERC/HHL 2456650 BHE238	FIXED SWA	2/1/2009				
B					NYMEX/NC 1831548 AYI400	FIXED SWA	2/1/2009				
B					NYMEX/NC 2111627 BCF961	FIXED SWA	2/1/2009				
B					NYMEX/NC 2403414 BGK142	FIXED SWA	2/1/2009				
B					NYMEX/NC 2429270 BGI675	FIXED SWA	2/1/2009				
B					NYMEX/NC 2092553 BCA714	FIXED SWA	2/1/2009				
B					NYMEX/NC 2252886 BEH347	FIXED SWA	2/1/2009				
B					NYMEX/NC 2286917 BEV368	FIXED SWA	2/1/2009				
B					NYMEX/NC 2355638 BFT028	FIXED SWA	2/1/2009				
B					IFERC/FGT 2301773 BF8564	FIXED SWA	2/1/2009				
B					IFERC/FGT 2304216 BFC560	FIXED SWA	2/1/2009				
B					IFERC/FGT 2322747 BFI806	FIXED SWA	2/1/2009				
B					IFERC/FGT 2502229 BHW623	FIXED SWA	2/1/2009				
B					NYMEX/NC 2117793 BCH979	FIXED SWA	2/1/2009				
B					IFERC/FGT 1774723 AXW056	FIXED SWA	2/1/2009				
B					IFERC/FGT 2499880 BHV345	FIXED SWA	2/1/2009				
B					NYMEX/NC 1184427 AWN815	FIXED FINA	2/1/2009				
B					NYMEX/NC 1386789 AST018	FIXED SWA	2/1/2009				
B					NYMEX/NC 1403072 ASZ981	FIXED SWA	2/1/2009				
S					NYMEX/NC 1386815 AWS033	FIXED FINA	2/1/2009				
S					NYMEX/NC 1665303 AWN814	FIXED FINA	2/1/2009				



AR  
AP  
Amort



**SOURCE**

*4/7-20/1*



Progress Energy Florida  
Transaction Details  
12 Month Period Ending Aug. 15, 2009  
Docket # 090001-F1

RAM  
9/10/09  
Dueserly

REDACTED

47-20/2

SOURCE



LF 20/2

**Progress Energy Florida  
Transaction Details  
12 Month Period Ending Aug. 15, 2009  
Docket # 090001-EI**

*RAM  
9/10/09 sup 9/4*



Confirmation Number: [Redacted]  
Parent Number: [Redacted]

**Swap Transaction Confirmation**

**To:** [Redacted] (Counterparty)      **From:** Florida Power Corporation d/b/a Progress Energy Florida, Inc. (Company)  
**Contact:** Confirmations      **Contact:** Jill Allyson  
**Phone:** 713-544-4123      **Phone:** 919-546-7949  
**Fax:** 713-544-1467      **Fax:** 919-546-3258

Re: Commodity Swap Transaction

The purpose of this Transaction Confirmation is to confirm the terms and conditions of the Transaction entered into between us on the Trade Date specified below (the "Transaction"). This Confirmation constitutes a "Confirmation" as referred to in, and supplements, forms part of and is subject to, the ISDA Master Agreement between [Redacted] and Florida Power Corporation d/b/a Progress Energy Florida, Inc., dated 04/02/2003, as amended and supplemented from time to time (the "Master Agreement").

The definitions and provisions contained in the 2000 ISDA Definitions and the 1993 ISDA Commodity Derivative Definitions, as each may be amended, supplemented, replaced, updated, restated or modified from time to time (the "Definitions"), each as published by the International Swaps and Derivatives Association, Inc., are incorporated into this Transaction Confirmation. In the event of any inconsistency between the provisions of this Confirmation and the Definitions, this Confirmation shall govern.

**Trade Date:** [Redacted]  
**Commodity:** GAS  
**Total Quantity:** [Redacted]  
**Effective Date:** [Redacted]  
**Termination Date:** [Redacted]  
**Fixed Price Payer:** Florida Power Corporation d/b/a Progress Energy Florida, Inc.  
**Floating Price Payer:** [Redacted]  
**Rounding:** [Redacted]



Calculation Period(s)		Delivery Days MTWTFSSH	Notional Quantity (MMBTU per DAY)	Fixed Price (USD per MMBTU)	Floating Price	
From	To				Commodity Reference Price	Pricing Date
[Redacted]					[Redacted]	[Redacted]

Broker:

Please confirm that the terms of this Transaction Confirmation accurately reflect our verbal agreement regarding the transaction described herein by executing this Transaction Confirmation and returning it to Florida Power Corporation d/b/a Progress Energy Florida, Inc. via facsimile transmission at 919-546-3258. This Confirmation shall be conclusively deemed accurate and complete if not objected to within two (2) Business Days of your receipt of same.

Agreed and Accepted:

Florida Power Corporation d/b/a Progress Energy Florida, Inc.  
(Company)

[Redacted] (Counterparty)

*Edl & Cl*  
 \_\_\_\_\_  
 Edward D. McCluskey  
 \_\_\_\_\_  
 Sr Gas Trader

\_\_\_\_\_  
 Name:  
 \_\_\_\_\_  
 Title:  
 \_\_\_\_\_

*47-20/3*

**SOURCE**



*47-20/3*

ASR  
Step #5  
June 9/4

PROGRESS ENERGY  
Risk Management Plan  
Docket No. 090001-EI

12 Month Period Ended August 15, 2009

Risk Management Plan

Page 2

forecasted natural gas requirements for 2009 will be purchased primarily under term supply agreements that are based on market index pricing. In addition, daily and monthly purchases of natural gas will be made. The procurement and management of the above fuels and power optimization activities are performed by the Fuel and Power Optimization Department (FPO).

**Economy Power Purchases and Sales**

Based on current projections, PEF is forecasted to purchase approximately [redacted] of economy power and sell approximately [redacted] of economy power in 2009. PEF actively seeks to purchase and sell economy power as opportunities arise based on market prices versus dispatch costs, and available market power and transmission.

**Item 1. Identify the company's overall quantitative and qualitative Risk Management Plan Objectives.**

PEF's overall Risk Management Plan Objectives for 2009 are to effectively manage its overall fuel and purchased power costs for its customers by engaging in competitive fuel procurement practices and activities, performing active asset optimization and portfolio management activities, and continuing to execute the company's hedging program to reduce the potential impacts of fuel risk and price volatility.

**Item 2. Identify the minimum quantity of fuel to be hedged for 2009 and the activities to be executed.**

PEF's target hedge percentages for calendar year 2009 burns are to hedge between [redacted] of its forecasted annual natural gas and heavy oil burns. Included in the natural gas burn projections are estimates of burns at PEF's owned generation facilities and gas tolling purchased power facilities where PEF has the responsibility for purchasing the natural gas. The natural gas volumes associated with tolling purchased power agreements are included in PEF's natural gas usage forecasts and the annual hedge targets for natural gas. With respect to light oil, PEF will hedge at least [redacted] of its forecasted annual light oil burns over time for 2009. Light oil has lower annual hedging targets than natural gas and heavy oil because actual light oil fuel burns can experience greater deviations. PEF's hedging activities that will be executed both for 2009 and periods beyond 2009 are consistent with hedging activities executed in prior years under PEF's long-term hedging strategy. As part of its hedging strategy and activity, PEF has executed hedging transactions for periods through 2015 for natural gas, through 2011 for No. 6 oil and through 2009 for No. 2 oil. The annual hedging targets for each of the respective periods provide the basis for executing the company's long-term strategy of layering in fixed price transactions over time for a portion of

48-1  
48-2

48-2

418



SOURCE

Risk Management  
Plan

W/P 418

PROGRESS ENERGY  
Risk Management Plan  
Docket No. 090001-EI

RAM  
9/09 Aug 9/4

12 Month Period Ended August 15, 2009

Progress Energy Florida  
Hedging Information

Year	Savings/(Cost) on Hedges			Hedged Volumes (MMBtu's)			Actual Burn (Generation & Tolling)	Hedged Burns*	% Hedged with Financial	% Hedged with Physical
	Financial	Physical	Total	Financial	Physical	Total Hedged				
Aug-08	[REDACTED]	[REDACTED]	[REDACTED]	[REDACTED]	[REDACTED]	[REDACTED]	16,714,900	[REDACTED]	[REDACTED]	[REDACTED]
Sep-08	[REDACTED]	[REDACTED]	[REDACTED]	[REDACTED]	[REDACTED]	[REDACTED]	15,277,500	[REDACTED]	[REDACTED]	[REDACTED]
Oct-08	[REDACTED]	[REDACTED]	[REDACTED]	[REDACTED]	[REDACTED]	[REDACTED]	10,330,000	[REDACTED]	[REDACTED]	[REDACTED]
Nov-08	[REDACTED]	[REDACTED]	[REDACTED]	[REDACTED]	[REDACTED]	[REDACTED]	7,738,700	[REDACTED]	[REDACTED]	[REDACTED]
Dec-08	[REDACTED]	[REDACTED]	[REDACTED]	[REDACTED]	[REDACTED]	[REDACTED]	6,721,900	[REDACTED]	[REDACTED]	[REDACTED]
							56,783,000			

Year	Savings/(Cost) on Hedges			Hedged Volumes (Barrels)			Actual Burn (Generation)	Hedged Burns*	% Hedged with Financial	% Hedged with Physical
	Financial	Physical	Total	Financial	Physical	Total Hedged				
Aug-08	[REDACTED]	[REDACTED]	[REDACTED]	[REDACTED]	[REDACTED]	[REDACTED]	376,800	[REDACTED]	[REDACTED]	[REDACTED]
Sep-08	[REDACTED]	[REDACTED]	[REDACTED]	[REDACTED]	[REDACTED]	[REDACTED]	407,700	[REDACTED]	[REDACTED]	[REDACTED]
Oct-08	[REDACTED]	[REDACTED]	[REDACTED]	[REDACTED]	[REDACTED]	[REDACTED]	364,200	[REDACTED]	[REDACTED]	[REDACTED]
Nov-08	[REDACTED]	[REDACTED]	[REDACTED]	[REDACTED]	[REDACTED]	[REDACTED]	340,600	[REDACTED]	[REDACTED]	[REDACTED]
Dec-08	[REDACTED]	[REDACTED]	[REDACTED]	[REDACTED]	[REDACTED]	[REDACTED]	340,800	[REDACTED]	[REDACTED]	[REDACTED]
							1,830,100			

Year	Savings/(Cost) on Hedges			Hedged Volumes (Barrels)			Actual Burn (Generation)	Hedged Burns*	% Hedged with Financial	% Hedged with Physical
	Financial	Physical	Total	Financial	Physical	Total Hedged				
Aug-08	[REDACTED]	[REDACTED]	[REDACTED]	[REDACTED]	[REDACTED]	[REDACTED]	78,600	[REDACTED]	[REDACTED]	[REDACTED]
Sep-08	[REDACTED]	[REDACTED]	[REDACTED]	[REDACTED]	[REDACTED]	[REDACTED]	27,800	[REDACTED]	[REDACTED]	[REDACTED]
Oct-08	[REDACTED]	[REDACTED]	[REDACTED]	[REDACTED]	[REDACTED]	[REDACTED]	25,700	[REDACTED]	[REDACTED]	[REDACTED]
Nov-08	[REDACTED]	[REDACTED]	[REDACTED]	[REDACTED]	[REDACTED]	[REDACTED]	17,300	[REDACTED]	[REDACTED]	[REDACTED]
Dec-08	[REDACTED]	[REDACTED]	[REDACTED]	[REDACTED]	[REDACTED]	[REDACTED]	17,900	[REDACTED]	[REDACTED]	[REDACTED]
							167,300			

Note:  
Actual January 2008 through December 2008 hedge percentages for Natural Gas = [REDACTED]

1-87

Items #3,5,6

W/P 481

SOURCE

Risk Management  
Plan



PROGRESS ENERGY  
Risk Management Plan  
Docket No. 090001-EI

*PAM*  
*9/19*  
*Aug 9/14*

12 Month Period Ended August 15, 2009

Order No. PSC-08-0316-PAA-EI  
Progress Energy Florida  
Hedging Detail Information

Natural Gas			Savings/(Cost) on Hedges			Hedged Volumes (MMBtu's)			Actual Burn (Generation & Colling)			% Hedged with			
Year	Financial	Physical	Total	Financial	Physical	Total Hedged	Financial	Physical	Total Hedged	Financial	Physical	Total Hedged	Financial	Physical	Total Hedged
Jan-09															
Feb-09															
Mar-09															
Apr-09															
May-09															
Jun-09															
Jul-09															
YTD 2009															

#2 Oil			Savings/(Cost) on Hedges			Hedged Volumes (Barrels)			Actual Burn (Generation & Colling)			% Hedged with			
Year	Financial	Physical	Total	Financial	Physical	Total Hedged	Financial	Physical	Total Hedged	Financial	Physical	Total Hedged	Financial	Physical	Total Hedged
Jan-09															
Feb-09															
Mar-09															
Apr-09															
May-09															
Jun-09															
Jul-09															
YTD 2009															

#2 Oil			Savings/(Cost) on Hedges			Hedged Volumes (Barrels)			Actual Burn (Generation & Colling)			% Hedged with			
Year	Financial	Physical	Total	Financial	Physical	Total Hedged	Financial	Physical	Total Hedged	Financial	Physical	Total Hedged	Financial	Physical	Total Hedged
Jan-09															
Feb-09															
Mar-09															
Apr-09															
May-09															
Jun-09															
Jul-09															
YTD 2009															

Storage			Savings/(Cost) on Hedges			Hedged Volumes (MMBtu's)			Actual Injections/Withdrawals			% Hedged with			
Year	Financial	Physical	Total	Financial	Physical	Total Hedged	Financial	Physical	Total Hedged	Financial	Physical	Total Hedged	Financial	Physical	Total Hedged
Jan-09															
Feb-09															
Mar-09															
Apr-09															
May-09															
Jun-09															
Jul-09															
YTD 2009															

Note 1:

[Redacted]

[Redacted]

[Redacted]


See Note 1



*Items # 13, 15, 16*

CONFIDENTIAL

418-2



SOURCE

*Risk Management*

*W/P 487*

PROGRESS ENERGY  
Risk Management Plan  
Docket No. 090001-EI

RAM  
9/10/09  
Jusely

12 Month Period Ended August 15, 2009

FPSC Hedging Audit  
August 2008 – July 2009  
Request #5

48-1  
48-2  
Item #1 – The percentage range of Natural Gas burned Aug. 08 – Jul. 09 that was hedged exceeds the percentage range provided for in the Risk Management Plan. Please describe the reasons for this variance.

Answer – PEF hedges as a percentage of what is forecast as a need for system generation. While hedging against forecast needs, PEF strives to remain within the limits listed in the hedging plan. The hedged percentage of natural gas burned exceeds the limits prescribed in the hedging plan due to less natural gas usage than was originally forecast. As the generation requirements have been reduced from prior forecasts, the percentage of hedged volume will increase when compared to actual burns.

48-1  
Item #2 – The percentage range of #6 Oil burned Aug. 08 – Dec. 08 that was hedged exceeds the percentage range provided for in the Risk Management Plan. Please describe the reasons for this variance.

Answer – Please see answer to item #1.

48-2  
Item #3 – The percentage range of #2 Oil burned Jan. 09 to Jul. 09 falls under the threshold provided for the Risk Management Plan. Please describe the reasons for this variance.

Answer – As the percentage range for #2 Oil calls for a minimum hedged volume, a slight increase in burn activity for this commodity over prior estimates lead to the decrease in hedged volume as a percentage of total burns during this period.



48-3



SOURCE

Doc/Res # 5

W/P 48-3