



John T. Butler  
 Managing Attorney  
 Florida Power & Light Company  
 700 Universe Boulevard  
 Juno Beach, FL 33408-0420  
 (561) 304-5639  
 (561) 691-7135 (Facsimile)

**REDACTED**

October 29, 2009

**VIA HAND DELIVERY**

Ms. Ann Cole, Director  
 Division of the Commission Clerk and  
 Administrative Services  
 Florida Public Service Commission  
 Betty Easley Conference Center, Room 110  
 2540 Shumard Oak Boulevard  
 Tallahassee, Florida 32399-0850

RECEIVED-FPSC  
 09 OCT 29 PM 1:35  
 COMMISSION  
 CLERK

**Re: Docket No. 090001-EI – Monthly Fuel Filings**

Dear Ms. Cole:


Enclosed herewith for filing are an original and seven (7) copies of the following monthly fuel reports for FPL:

- (a) FPSC Forms 423-1, 423-1(a), and 423-1(b) for Florida Power & Light Company for the month of August 2009;
- (b) FPSC Forms 423-2, 423-2(a), and 423-2(b) for St. Johns River Power Park (SJRPP) for the month of August 2009; and
- (c) FPSC Forms 423-2, 423-2(a), and 423-2(b) for Plant Scherer for the month of July 2009.

FPL's Request for Confidential Classification of the information removed FPL's FPSC Form 423-1(a) and SJRPP FPSC Forms 423-2, 423-2(a), and 423-2(b) is being filed under separate cover. Should you have any questions regarding this filing, please contact me.

Thank you for your attention to this matter, I remain,

Sincerely,



John T. Butler

COM  
 ECR  
 GCL 2  
 OPC  
 RCP  
 SSC  
 SGA  
 ADM  
 CLK

JTB/jsb  
 Enclosures  
 cc: Service List

Doc/423 Fuel Filing/August 2009

DOCUMENT NUMBER-DATE

10973 OCT 29 8

MONTHLY REPORT OF COST AND QUALITY OF FUEL OIL FOR ELECTRIC PLANTS  
ORIGIN, VOLUME, DELIVERED PRICE AND AS RECEIVED QUANTITY

1. REPORTING MONTH: AUG YEAR: 2009

3. NAME, TITLE, TELEPHONE NUMBER OF CONTACT PERSON CONCERNING DATA  
SUBMITTED ON THIS FORM: KORY DUBIN, REGULATORY AFFAIRS, (305) 552-4910.

2. REPORTING COMPANY: FLORIDA POWER &amp; LIGHT COMPANY

4. SIGNATURE OF OFFICIAL SUBMITTING REPORT: 

5. DATE COMPLETED: 10/09/2009

LINE NO	PLANT	SUPPLIER	SHIPPING POINT	PURCHASE TYPE	DELIVERY LOCATION	DELIVERY DATE	TYPE OIL	SULFUR (%)	BTU CONTENT (BTU / GAL)	VOLUME (BBLs)	PRICE (\$/BBL)
1	CAPE CANAVERAL	CONOCO	NEW YORK	MTC	PORT CANAVERAL	08/19/2009	F06	0.67	151381	53534	69.3800
2	MARTIN	CONOCO	MARRERO	MTC	PALM BEACH	08/08/2009	F06	0.92	153405	53779	69.0800
3	MARTIN	CONOCO	HFOTI & ST. ROSE	MTC	PALM BEACH	08/15/2009	F06	0.87	155214	108867	68.9600
4	MARTIN	CONOCO	MARRERO	MTC	PALM BEACH	08/19/2009	F06	0.96	153476	107590	68.9600
5	TURKEY POINT	CONOCO	MARRERO	MTC	FISHER ISLAND	08/09/2009	F06	0.93	152286	54599	69.0800
6	TURKEY POINT	CONOCO	NEW YORK	MTC	FISHER ISLAND	08/20/2009	F06	0.69	151405	54244	69.3800
7	MANATEE	SHELL	ST. ROSE	MTC	PORT MANATEE	08/12/2009	F06	1.00	153452	134718	68.7400
8	PT. EVERGLADES	SHELL	ST. ROSE	MTC	PORT EVERGLADES	08/19/2009	F06	1.00	153024	133622	68.7400
9	MANATEE	SEMPRA	TAMPA - LOAD PORT	S	PORT MANATEE	08/09/2009	F06	0.99	153000	148057	67.5300
10	MANATEE	SEMPRA	TAMPA - LOAD PORT	S	PORT MANATEE	08/23/2009	F06	0.99	151524	137952	69.4420
11	PT. EVERGLADES	SEMPRA	BORCO, BAHAMAS	S	PORT EVERGLADES	08/30/2009	F06	0.99	151238	88190	65.8600
12	CAPE CANAVERAL	SEMPRA	BORCO, BAHAMAS	S	PORT CANAVERAL	08/30/2009	F06	0.94	151000	50232	65.8550
13	WEST COUNTY EC	APEC	NA-TRUCK DELIVERY			08/31/2009	F03	N/A	N/A	54499	86.2400
14	PT. EVERGLADES	AMERIGAS	NA-TRUCK DELIVERY	STC		08/07/2009	PRO	N/A	N/A	9	127.1800
15	PT. EVERGLADES	AMERIGAS	NA-TRUCK DELIVERY	STC		08/26/2009	PRO	N/A	N/A	11	127.0100
16	TURKEY POINT	AMERIGAS	NA-TRUCK DELIVERY	STC		08/07/2009	PRO	N/A	N/A	7	85.2600
17	CAPE CANAVERAL	SUBURBAN	NA-TRUCK DELIVERY	STC		08/26/2009	PRO	N/A	N/A	6	60.9800

MONTHLY REPORT OF COST AND QUALITY OF FUEL OIL FOR ELECTRIC PLANTS

FPSC FORM NO. 423-1 (a)

DETAIL OF INVOICE AND TRANSPORTATION CHARGES

1. REPORTING MONTH: AUG YEAR: 2009

3. NAME, TITLE, TELEPHONE NUMBER OF CONTACT PERSON CONCERNING DATA SUBMITTED ON THIS FORM: KORY DUBIN, REGULATORY AFFAIRS, (305) 552-4910.

2. REPORTING COMPANY: FLORIDA POWER LIGHT COMPANY

4. SIGNATURE OF OFFICIAL SUBMITTING REPORT: 

5. DATE COMPLETED: 10/09/2009



(A)	(B)	(C)	(D)	(E)	(F)	(G)	(H)	(I)	(J)	(K)	(L)	(M)	(N)	(O)	(P)	(Q)	(R)
LINE NO.	PLANT	SUPPLIER	DELIVERY LOCATION	DELIVERY DATE	TYPE OIL	VOLUME (BBL)	INVOICE PRICE (\$/BBL)	INVOICE AMOUNT (\$)	DISCOUNT (\$)	NET AMOUNT (\$)	NET PRICE (\$/BBL)	QUALITY ADJUST. (\$/BBL)	EFFECTIVE PUR PRICE (\$/BBL)	TRANSP TO TERM (\$/BBL)	ADDITIONAL TRANS CHGS (\$/BBL)	OTHER CHGS (\$/BBL)	DELIVERED PRICE (\$/BBL)
1	PCC	CONOCO	PORT CANAVERAL	08/19/2009	F06	53534								0.0000			69.9365
2	PMR	CONOCO	PALM BEACH	08/08/2009	F06	53779								0.0000			69.5179
3	PMR	CONOCO	PALM BEACH	08/15/2009	F06	108867								0.0000			69.3979
4	PMR	CONOCO	PALM BEACH	08/19/2009	F06	107590								0.0000			69.3979
5	PTF	CONOCO	FISHER ISLAND	08/09/2009	F06	54599								0.0000			69.8629
6	PTF	CONOCO	FISHER ISLAND	08/20/2009	F06	54244								0.0000			70.1629
7	PMT	SHELL	PORT MANATEE	08/12/2009	F06	134718								0.0000			68.9757
8	PPE	SHELL	PORT EVERGLADES	08/19/2009	F06	133622								0.0000			68.9842
9	PMT	SEMPRA	PORT MANATEE	08/09/2009	F06	148057								0.0000			67.7657
10	PMT	SEMPRA	PORT MANATEE	08/23/2009	F06	137952								0.0000			69.6777
11	PPE	SEMPRA	PORT EVERGLADES	08/30/2009	F06	88190								0.0000			66.1042
12	PCC	SEMPRA	PORT CANAVERAL	08/30/2009	F06	50232								0.0000			66.4115
13	PWC	APEC		08/28/2009	F03	47757								0.0000			86.2400
14	PWC	APEC		08/31/2009	F03	6742								0.0000			86.2400
15	PPE	AMERIGAS		08/07/2009	PRO	9	127.1800	1,145	0	1,145	127.1800	0.0000	127.1800	0.0000	0.0000	0.0000	127.1800
16	PPE	AMERIGAS		08/26/2009	PRO	11	127.0100	1,397	0	1,397	127.0100	0.0000	127.0100	0.0000	0.0000	0.0000	127.0100
17	PTF	AMERIGAS		08/07/2009	PRO	7	85.2600	597	0	597	85.2600	0.0000	85.2600	0.0000	0.0000	0.0000	85.2600
18	PCC	SUBURBAN		08/26/2009	PRO	6	60.9800	366	0	366	60.9800	0.0000	60.9800	0.0000	0.0000	0.0000	60.9800

FPSC FORM NO. 423-1(b)

MONTHLY REPORT OF COST AND QUALITY OF FUEL OIL FOR ELECTRIC PLANTS  
REPORT OF ADJUSTMENTS TO PREVIOUS OIL DELIVERIES

1. REPORTING MONTH: AUGUST 2009

3. NAME, TITLE, & TELEPHONE NUMBER OF CONTACT PERSON CONCERNING DATA  
SUBMITTED ON THIS FORM: KORY DUBIN, REGULATORY AFFAIRS,

2. REPORTING COMPANY: FLORIDA POWER & LIGHT COMPANY

4. SIGNATURE OF OFFICIAL SUBMITTING REPORT: 

5. DATE COMPLETED: 10/14/2009

LINE NO.	MONTH REPORTED	FORM PLANT NAME	SUPPLIER	ORIGINAL LINE NUMBER	OLD VOLUME (BBLs)	FORM NO.	COLUMN DESIGNATOR & TITLE	OLD VALUE	NEW VALUE	NEW DELIVERED PRICE (\$/BBL)	REASON FOR REVISION
(A)	(B)	(C)	(D)	(E)	(F)	(G)	(H)	(I)	(J)	(K)	(L)

1 NONE

**MONTHLY REPORT OF COST AND QUALITY OF COAL FOR ELECTRIC PLANTS  
ORIGIN, TONNAGE, DELIVERED PRICE AND AS RECEIVED QUALITY**

1. Report For Month/Yr: **August 2009**

4. Name, Title & Telephone Number of Contact  
Person Concerning Data Submitted on this Form: **Terry Keith (305-552-4334)**

2. Reporting Company: **Florida Power & Light**

5. Signature of Official Submitting Report:



3. Plant Name: **St. Johns River Power Park (SJRPP)**

6. Date Completed:

**September 10, 2009**

Line No.	Supplier Name	Mine Location	Purchase Type	Transportation Mode	Tons	Effective Purchase Price (\$/Ton)	Total Trans Cost (\$/Ton)	FOB Plant Price (\$/Ton)	As Received Coal Quality			
									Sulfur Content (%)	Btu Content (%)	Ash Content (%)	Moisture Content (%)
(a)	(b)	(c)	(d)	(e)	(f)	(g)	(h)	(i)	(j)	(k)	(l)	(m)
1	CONSOL Energy Sales Compan	08,KY,025	LTC	UR	2,190			141.61	1.24	12,300	9.43	7.89
2	Coal Marketing Company	45,IM,999	LTC	OC	61,480			55.38	0.56	11,072	8.95	13.25
3	Foundation Coal Corp. / Emeral	02,PA,059	S	UR	2,199			143.61	2.18	13,088	8.04	6.09
4	Patriot Coal Sales	08,WV,005	LTC	UR	4,425			134.82	0.75	11,661	13.49	7.12

**EDITED COPY**


**MONTHLY REPORT OF COST AND QUALITY OF COAL FOR ELECTRIC PLANTS  
DETAIL OF INVOICE PURCHASE PRICE**

1. Report For Month/Yr: **August 2009**

4. Name, Title & Telephone Number of Contact  
Person Concerning Data Submitted on this Form: **Terry Keith (305-552-4334)**

2. Reporting Company: **Florida Power & Light**

5. Signature of Official Submitting Report:



3. Plant Name: **St. Johns River Power Park (SJRPP)**

6. Date Completed: **September 10, 2009**

Line No.	Supplier Name	Mine Location	Purchase Type	Tons	FOB Mine Price (\$/Ton)	Short Haul & Loading Charge	Original Invoice Price (\$/Ton)	Retro-active Price Increases (\$/Ton)	Base Price (\$/Ton)	Quality Adjustments (\$/Ton)	Effective Purchase Price (\$/Ton)
(a)	(b)	(c)	(d)	(e)	(f)	(g)	(h)	(i)	(j)	(k)	(l)
1	CONSOL Energy Sales Company	08,KY,025	LTC	2,190		0.00		0.00		0.00	
2	Coal Marketing Company	45,IM,999	LTC	61,480		0.00		0.00		0.00	
3	Foundation Coal Corp. / Emerald	02,PA,059	S	2,199		0.00		0.00		0.00	
4	JEA	„	S	-2,040		0.00		0.00		0.00	
5	Patriot Coal Sales	08,WV,005	LTC	4,425		0.00		0.00		0.00	

**EDITED COPY**

**MONTHLY REPORT OF COST AND QUALITY OF COAL FOR ELECTRIC PLANTS  
DETAIL OF TRANSPORTATION CHARGES**


1. Report For Month/Yr: **August 2009**

4. Name, Title & Telephone Number of Contact

Person Concerning Data Submitted on this Form: **Terry Keith (305-552-4334)**

2. Reporting Company: **Florida Power & Light**

5. Signature of Official Submitting Report:



3. Plant Name: **St. Johns River Power Park (SJRPP)**

6. Date Completed:

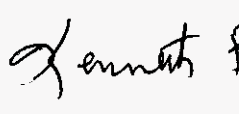
**September 10, 2009**

Line No.	Supplier Name	Mine Location	Shipping Point	Transportation Mode	Tons	Effective Purchase Price (\$/Ton)	Short Haul & Loading Charge (\$/Ton)	Rail Charges		Waterborne Charges				Total Transport Charges (\$/Ton)	FOB Plant Price (\$/Ton)	
								Rail Rate (\$/Ton)	Other Rail Charges (\$/Ton)	River Barge Rate (\$/Ton)	Trans-loading Rate (\$/Ton)	Ocean Barge Rate (\$/Ton)	Other Water Charges (\$/Ton)			Related Charges (\$/Ton)
(a)	(b)	(c)	(d)	(e)	(f)	(g)	(h)	(i)	(j)	(k)	(l)	(m)	(n)	(o)	(p)	(q)
1	CONSOL Energy Sales Comp:	08,KY,025	JONES FORK	UR	2,190		0.00	0.00	0.00	0.00	0.00	0.00	0.00	0.00		141.61
2	Coal Marketing Company	45,IM,999	EL CERREJON	OC	61,480		0.00	0.00	0.00	0.00	0.00	0.00	0.00	0.00		55.38
3	Foundation Coal Corp. / Emer	02,PA,059	EMERALD MINE	UR	2,199		0.00	0.00	0.00	0.00	0.00	0.00	0.00	0.00		143.61
4	JEA	„	JEA NORTHSID		-2,040		0.00	0.00	0.00	0.00	0.00	0.00	0.00	0.00		0.00
5	Patriot Coal Sales	08,WV,005	HOBET 21	UR	4,425		0.00	0.00	0.00	0.00	0.00	0.00	0.00	0.00		134.82

**EDITED COPY**

**MONTHLY REPORT OF COST AND QUALITY OF COAL FOR ELECTRIC PLANTS  
ORIGIN, TONNAGE, DELIVERED PRICE, AND AS RECEIVED QUALITY**

1. Reporting Month: **July** Year: **2009**  
 2. Reporting Company: **FLORIDA POWER & LIGHT COMPANY**  
 3. Plant Name: **R.W.SCHERER**

4. Name, Title & Telephone Number of Contact Person Concerning Data Submitted on this Form: **Terry Keith (305) 552-4334**  
 5. Signature of Official Submitting Report:   
 6. Date Completed: **21-Oct-09**

Line No.	Supplier Name	Mine Location	Purchase Type	Transport Mode	Tons	Purchase Price (\$/Ton)	Effective Transport Charges (\$/Ton)	Total FOB Plant Price (\$/Ton)	Sulfur Content (%)	Btu Content (Btu/lb)	Ash Content (%)	Moisture Content (%)
(a)	(b)	(c)	(d)	(e)	(f)	(g)	(h)	(i)	(j)	(k)	(l)	(m)
(1)	FOUNDATION COAL WEST	19/WY/5	S	UR	22,264.94	9.099	24.19	33.289	0.36	8,403	4.65	29.44
(2)	FOUNDATION COAL WEST	19/WY/5	S	UR	16,583.78	11.824	24.29	36.114	0.35	8,441	4.65	29.24
(3)	BUCKSKIN MINING COMPANY	19/WY/5	S	UR	13,941.21	11.236	24.21	35.446	0.24	8,435	4.27	29.51
(4)	COAL SALES, LLC	19/WY/5	S	UR	15,277.89	9.674	24.17	33.844	0.34	8,500	4.71	29.11
(5)	COAL SALES, LLC	19/WY/5	S	UR	10,285.08	8.268	24.29	32.558	0.35	8,343	5.03	29.44
(6)	KENNECOTT COAL SALES	19/WY/5	S	UR	23,739.57	10.574	24.19	34.764	0.27	8,819	5.16	25.76
(7)	COAL SALES, LLC	19/WY/5	S	UR	30,321.25	14.813	24.26	39.073	0.20	8,691	4.35	27.53
(8)	BUCKSKIN MINING COMPANY	19/WY/5	S	UR	60,040.17	10.678	24.23	34.908	0.26	8,401	4.35	29.57
(9)	KENNECOTT COAL SALES	19/WY/5	S	UR	22,490.21	11.984	24.30	36.284	0.31	8,377	4.99	29.67
(10)	COAL SALES, LLC	19/WY/5	S	UR	15,334.12	10.086	24.30	34.386	0.21	8,719	4.33	27.22
(11)	COAL SALES, LLC	19/WY/5	S	UR	19,629.11	8.886	24.74	33.626	0.19	8,749	4.46	27.09



**MONTHLY REPORT OF COST AND QUALITY OF COAL FOR ELECTRIC PLANTS  
DETAILED PURCHASED COAL INVOICE INFORMATION**

1. Reporting Month: **July** Year: **2009**  
 2. Reporting Company: **FLORIDA POWER & LIGHT COMPANY**  
 3. Plant Name: **R.W.SCHERER**


4. Name, Title & Telephone Number of Contact Person Concerning Data  
 Submitted on this Form: Terry Keith  
 (305) 552-4334  
 5. Signature of Official Submitting Report: *Kenneth Brinkley*  
 6. Date Completed: **21-Oct-09**

Line No. (a)	Supplier Name (b)	Mine Location (c)	Purch. Type (d)	Tons (e)	FOB Mine Price (\$/Ton) (f)	Shorthaul & Loading Charges (\$/Ton) (g)	Original Invoice Price (\$/Ton) (h)	Retroactive Price Increase (\$/Ton) (i)	Base Price (\$/Ton) (j)	Quality Adjustments (\$/Ton) (k)	Effective Purchase Price (\$/Ton) (l)
(1)	FOUNDATION COAL WEST	19/WY/5	S	22,264.94	9.095	-	9.095	-	9.095	0.004	9.099
(2)	FOUNDATION COAL WEST	19/WY/5	S	16,583.78	11.770	-	11.770	-	11.770	0.054	11.824
(3)	BUCKSKIN MINING COMPAN	19/WY/5	S	13,941.21	11.182	-	11.182	-	11.182	0.054	11.236
(4)	COAL SALES, LLC	19/WY/5	S	15,277.89	9.673	-	9.673	-	9.673	0.001	9.674
(5)	COAL SALES, LLC	19/WY/5	S	10,285.08	8.228	-	8.228	-	8.228	0.040	8.268
(6)	KENNECOTT COAL SALES	19/WY/5	S	23,739.57	10.540	-	10.540	-	10.540	0.034	10.574
(7)	COAL SALES, LLC	19/WY/5	S	30,321.25	14.873	-	14.873	-	14.873	(0.060)	14.813
(8)	BUCKSKIN MINING COMPAN	19/WY/5	S	60,040.17	10.700	-	10.700	-	10.700	(0.022)	10.678
(9)	KENNECOTT COAL SALES	19/WY/5	S	22,490.21	11.984	-	11.984	-	11.984	0.000	11.984
(10)	COAL SALES, LLC	19/WY/5	S	15,334.12	9.921	-	9.921	-	9.921	0.165	10.086
(11)	COAL SALES, LLC	19/WY/5	S	19,629.11	8.695	-	8.695	-	8.695	0.191	8.886

**MONTHLY REPORT OF COST AND QUALITY OF COAL FOR ELECTRIC PLANTS  
DETAILED TRANSPORTATION INVOICE INFORMATION**

1. Reporting Month: **July** Year: **2009**  
 2. Reporting Company: **FLORIDA POWER & LIGHT COMPANY**  
 3. Plant Name: **R.W.SCHERER**

4. Name, Title & Telephone Number of Contact Person Concerning Data  
 Submitted on this Form: Terry Keith  
 (305) 552-4334

5. Signature of Official Submitting Report:   
 6. Date Completed: **21-Oct-09**

Line No.	Supplier Name	Mine Location	Shipping Point	Transport Mode	Tons	Effective Purchase Price (\$/Ton)	Additional Shorthaul & Loading Charges (\$/Ton)	Rail Charges		Waterborne Charges				Other Related Charges (\$/Ton)	Total Transportation Charges (\$/Ton)	FOB Plant Price (\$/Ton)
								Rail Rate (\$/Ton)	Other Rail Charges (\$/Ton)	River Barge Rate (\$/Ton)	Trans-loading Rate (\$/Ton)	Ocean Barge Rate (\$/Ton)	Other Water Charges (\$/Ton)			
(a)	(b)	(c)	(d)	(e)	(f)	(g)	(h)	(i)	(j)	(k)	(l)	(m)	(n)	(o)	(p)	(q)
(1)	FOUNDATION COAL WEST	19/WY/5	EAGLE JCT, WY	UR	22,264.94	9.099	-	24.19	-	-	-	-	-	-	24.19	33.289
(2)	FOUNDATION COAL WEST	19/WY/5	EAGLE JCT, WY	UR	16,583.78	11.824	-	24.29	-	-	-	-	-	-	24.29	36.114
(3)	BUCKSKIN MINING COMPANY	19/WY/5	BUCKSKIN JCT, WY	UR	13,941.21	11.236	-	24.21	-	-	-	-	-	-	24.21	35.446
(4)	COAL SALES, LLC	19/WY/5	CABALO JCT, WY	UR	15,277.89	9.674	-	24.17	-	-	-	-	-	-	24.17	33.844
(5)	COAL SALES, LLC	19/WY/5	RAEHIDE JCT, WY	UR	10,285.08	8.268	-	24.29	-	-	-	-	-	-	24.29	32.558
(6)	KENNECOTT COAL SALES	19/WY/5	CONVERSE JCT, WY	UR	23,739.57	10.574	-	24.19	-	-	-	-	-	-	24.19	34.764
(7)	COAL SALES, LLC	19/WY/5	NACCO JCT, WY	UR	30,321.25	14.813	-	24.26	-	-	-	-	-	-	24.26	39.073
(8)	BUCKSKIN MINING COMPANY	19/WY/5	BUCKSKIN JCT, WY	UR	60,040.17	10.678	-	24.23	-	-	-	-	-	-	24.23	34.908
(9)	KENNECOTT COAL SALES	19/WY/5	CORDERO JCT, WY	UR	22,490.21	11.984	-	24.30	-	-	-	-	-	-	24.30	36.284
(10)	COAL SALES, LLC	19/WY/5	NACCO JCT, WY	UR	15,334.12	10.086	-	24.30	-	-	-	-	-	-	24.30	34.386
(11)	COAL SALES, LLC	19/WY/5	NACCO JCT, WY	UR	19,629.11	8.886	-	24.74	-	-	-	-	-	-	24.74	33.626

## CERTIFICATE OF SERVICE

I, THE UNDERSIGNED COUNSEL, HEREBY CERTIFY that copies of Florida Power & Light Company's forms 423-1, 423-1(a), and 423-1(b) for the month of August 2009, copies of St. Johns River Power Park edited forms 423-2, 423-2(a), and 423-2(b) for the month of August 2009; and copies of Plant Scherer forms 423-2, 423-2(a), and 423-2(b) for the month of July 2009 have been served via first class mail, postage prepaid to the parties listed below this 29th day of October, 2009.

Lisa Bennett, Esq.  
Division of Legal Services  
Florida Public Service Commission  
2540 Shumard Oak Blvd.  
Tallahassee, Florida 32399-0850

Lee L. Willis, Esq.  
James D. Beasley, Esq.  
Ausley & McMullen  
Attorneys for Tampa Electric  
P.O. Box 391  
Tallahassee, Florida 32302

John W. McWhirter, Jr., Esq.  
McWhirter & Davidson, P.A.  
Attorneys for FIPUG  
P.O. Box 3350  
Tampa, Florida 33602

Jeffrey A. Stone, Esq.  
Russell A. Badders, Esq.  
Beggs & Lane  
Attorneys for Gulf Power  
P.O. Box 12950  
Pensacola, Florida 32576-2950

Robert Scheffel Wright, Esq.  
Jay T. LaVia, III, Esq.  
Young van Assenderp, P.A.  
Attorneys for Florida Retail Federation  
225 South Adams Street, Suite 200  
Tallahassee, FL 32301

Shayla L. McNeill, Capt. USAF  
AFLSA/JACL-ULT  
Counsel for Federal Executive Agencies  
139 Barnes Drive, Ste 1  
Tyndall AFB, FL 32403-5319

J. R. Kelly, Esq.  
Charles J. Rehwinkel, Esq.  
Charles Beck, Esq.  
Office of Public Counsel  
c/o The Florida Legislature  
111 West Madison Street, Room 812  
Tallahassee, Florida 32399


John T. Burnett, Esq.  
Progress Energy Service Company, LLC  
P.O. Box 14042  
St. Petersburg, Florida 33733-4042

Norman H. Horton, Jr., Esq.  
Floyd R. Self, Esq.  
Messer, Caparello & Self  
Attorneys for FPUC  
P.O. Box 1876  
Tallahassee, Florida 32302-1876

James W. Brew, Esq.  
Attorney for White Springs  
Brickfield, Burchette, Ritts & Stone, The P.C.  
1025 Thomas Jefferson Street, NW  
Eighth Floor, West Tower  
Washington, DC 2007-5201

Jon C. Moyle and Vicki Kaufman  
Keefe, Anchors Gordon & Moyle, P.A.  
118 N. Gadsden St.  
Tallahassee, FL 32301  
Co-Counsel for FIPUG

By: \_\_\_\_\_

  
John T. Butler  
FL Bar No. 283479