

DOCKET NO. 090396-GU

RECEIVED-FPSC  
09 NOV 30 PM 3:34  
COMMISSION  
ADMINISTRATIVE

CERTIFICATION OF FLORIDA PUBLIC SERVICE COMMISSION  
ADMINISTRATIVE RULES FILED WITH THE DEPARTMENT OF STATE

I do hereby certify:

/x/ (1) That all statutory rulemaking requirements of Chapter 120, F.S., have been complied with; and

/x/ (2) There is no administrative determination under subsection 120.56(2), F.S., pending on any rule covered by this certification; and

/x/ (3) All rules covered by this certification are filed within the prescribed time limitations of paragraph 120.54(3)(e), F.S. They are filed not less than 28 days after the notice required by paragraph 120.54(3)(a), F.S., and;

/x/ (a) Are filed not more than 90 days after the notice; or

// (b) Are filed not more than 90 days after the notice not including days an administrative determination was pending; or

// (c) Are filed more than 90 days after the notice, but not less than 21 days nor more than 45 days from the date of publication of the notice of change; or

// (d) Are filed more than 90 days after the notice, but not less than 14 nor more than 45 days after the adjournment of the final public hearing on the rule; or

// (e) Are filed more than 90 days after the notice, but within 21 days after the date of receipt of all material authorized to be submitted at the hearing; or

// (f) Are filed more than 90 days after the notice, but within 21 days after the date the transcript was received by this agency; or

// (g) Are filed not more than 90 days after the notice, not including days the adoption of the rule was postponed following notification from the Joint Administrative Procedures Committee that an objection to the rule was being considered; or

// (h) Are filed more than 90 days after the notice, but within 21 days after a good faith written proposal for a lower cost regulatory alternative to a proposed rule is submitted which substantially accomplishes the objectives of the law being implemented; or

DOCUMENT NUMBER - DATE

11605 NOV 30 8

FPSC-COMMISSION OFF

// (i) Are filed more than 90 days after the notice, but within 21 days after a regulatory alternative is offered by the small business ombudsman.


Attached are the original and two copies of each rule covered by this certification. The rules are hereby adopted by the undersigned agency by and upon their filing with the Department of State.

Rule Nos.


- 25-12.004
- 25-12.005
- 25-12.008
- 25-12.022
- 25-12.027
- 25-12.040
- 25-12.041
- 25-12.080
- 25-12.084
- 25-12.085

Under the provision of subparagraph 120.54(3)(e)6., F.S., the rules take effect 20 days from the date filed with the Department of State or a later date as set out below:

Effective: \_\_\_\_\_  
(month) (day) (year)

  
\_\_\_\_\_  
ANN COLE  
Commission Clerk

\_\_\_\_\_  
Number of Pages Certified



1 25-12.004 Definitions.

2 Definitions contained in codes or standards adopted by these rules are applicable to the rules and the adopted  
3 codes or standards with the following exceptions:

4 (1) "Commission". Unless a different intent clearly appears from the context, the word "Commission"  
5 shall mean the Florida Public Service Commission, 2540 Shumard Oak Boulevard, Tallahassee, Florida 32399-  
6 ~~08500868~~, area code (850) 413-6770.

7 (2) "Utility" or "Operator". Except where a different meaning clearly appears from the context, the word  
8 "Utility" or "Operator" shall be every person, corporation, partnership, association, public agency, municipality,  
9 cooperative gas district or other legal entity and their lessees, trustees, or receivers, now or hereafter owning,  
10 operating, managing or controlling any gas transmission or distribution facility transporting gas as defined herein  
11 and not specifically exempt from state jurisdiction by the Pipeline Inspection, Protection, Enforcement, and  
12 Safety Act of 2006 (PIPES Act), Pub. L. 109-468 (codified as amended at 49 U.S.C. §60101 (2006)). ~~Natural~~  
13 ~~Gas Pipeline Safety Act of 1968, Public Law 90-481.~~

14 (3) - (4) No change.

15 (5) "Distribution System". As used in these rules shall mean any group of interconnected pipe and  
16 facilities operating at a hoop stress of less than 20 percent% specified minimum yield strength which transports  
17 gas from a common source of supply or storage facility to a customer.

18 (6) - (13) No change.

19 Rulemaking Specific Authority 368.05(2) FS. Law Implemented 368.03 FS. History--New 6-24-67, Amended 3-  
20 7-70, 11-14-70, 9-21-74, Repromulgated 10-7-75, Amended 10-2-84, Formerly 25-12.04, Amended 1-7-92.

21 25-12.005 Codes and Standards Adopted.

22 The Minimum Federal Safety Standards and reporting requirements for pipeline facilities and transportation of  
23 gas prescribed by the Pipeline and Hazardous Materials Safety Administration~~United States Department of~~  
24 Transportation in 49 C.F.R. 191 and 192 (2008) as amended in 74 Fed. Reg. 2889-01 (January 16, 2009)~~Parts~~  
25 ~~191 and 192 of Title 49, Code of Federal Regulations (CFR) as amended through January 1, 2001,~~ are adopted as

CODING: Words underlined are additions; words in ~~struck-through~~ type are deletions  
from existing law.

1 part of these rules. 49 C.F.R. Part 199 (2008), "Drug and Alcohol Testing," as amended in 74 Red. Reg. 2889-01  
2 (January 16, 2009) through ~~January 1, 2001~~, is adopted to control drug use, by setting standards and requirements  
3 to apply to the testing and use of all emergency response personnel under the direct authority or control of a gas  
4 utility or pipeline operator, as well as all employees directly or indirectly employed by gas pipeline operators for  
5 the purpose of operation and maintenance and all employees directly or indirectly employed by intrastate gas  
6 distribution utilities for on-site construction of natural gas transporting pipeline facilities. Part 199 also is adopted  
7 to prescribe standards for use of employees who do not meet the requirements of the regulations.  
8 Rulemaking Specific Authority 368.05(2), 350.127(2) FS. Law Implemented 368.03 FS. History—New 11-14-70,  
9 Amended 9-24-71, Revised 9-21-74, Amended 10-7-75, 11-30-82, 10-2-84, Formerly 25-12.05, Amended 8-8-  
10 89, 1-7-92, 5-13-99, 4-26-01.  
11 25-12.008 New, Reconstructed or Converted Facilities.

12 (1) No new or reconstructed system or portion thereof may be:

13 (a) No change.

14 (b) Placed in service until:

15 ~~1. The pipeline facilities have been inspected and found to comply with the construction specifications,~~

16 and

17 ~~2. Operating and Maintenance Plans have been filed with the Commission.~~

18 (2)(a) – (d) No change.

19 (e) Establish the maximum allowable operating pressure no greater than the highest sustained operating  
20 pressure during the 5 years prior to conversion unless it was tested or uprated after July 1, 1970 in accordance  
21 with the Subparts J or K of 49 C.F.R. 192 (2008) Part 192, Title 49, CFR after July 1, 1970.

22 (f) No change.

23 (g) Determine areas of active corrosion as required by 49 C.F.R. 192 (2008) Part 192, Title 49, CFR and  
24 these rules. Required cathodic protection must be accomplished within 1 year after the date of conversion except  
25 that buried steel tubing must be protected prior to placing the system into operation.

CODING: Words underlined are additions; words in ~~struck through~~ type are deletions  
from existing law.



1 Rulemaking Specific Authority 368.05(2) FS. Law Implemented 368.05(2) FS. History–New 11-14-70, Revised  
2 9-21-74, Amended 10-7-75, 10-2-84, Formerly 25-12.08.

3 25-12.022 Requirements for Distribution System Valves.

4 (1) Valves ahead of regulator stations – A valve shall be installed upstream of each regulator station for  
5 us in an emergency to stop the flow of gas. These valves are to be installed at a safe distance from the station, but  
6 no more than 500 feet from the regulator station. The distance for the valve location can be greater than 500 feet  
7 if physically impractical to install closer.

8 (2) – (4) No change.

9 (5) All the sectionalizing valves which may be necessary for the safe operation of the system must be  
10 inspected and maintenance performed to assure location, access and operating ability at intervals not exceeding  
11 15 months but at least each calendar year.

12 Rulemaking Specific Authority 368.05(2) FS. Law Implemented 368.05(2) FS. History–New 9-21-74, Amended  
13 10-7-75, 10-2-84, Formerly 25-12.22.

14 25-12.027 Welder Qualification.

15 (1) No welder shall make any pipeline weld unless the welder has qualified in accordance with Section 3  
16 of American Petroleum Institute Standard 1104, Welding of Pipelines and Related Facilities 17th edition, 1988,  
17 20th edition, October 2005 including Errata/Addendum July 2007 and Errata 2 (2008), Section IX of the  
18 American Society of Mechanical Engineers Boiler and Pressure Vessel Code 1977, or Sections 1, 2 & 3 of  
19 Appendix C of 49 C.F.R. the Code of Federal Regulations Part 192 (2008), as amended through December 27,  
20 1989, within the preceding 15 months, but at least once each calendar year.

21 (2) No change.

22 Rulemaking Specific Authority 350.127(2), 368.05(2) FS. Law Implemented 368.03 FS. History–New 1-7-92.  
23 25-12.040 Leak Surveys, Procedures and Classification.

24 (1) – (2)(b) No change.

25 (c) “Grade 3 Leak” – a leak that is not a threat to persons and property and is not expected to become so.

CODING: Words underlined are additions; words in ~~struck through~~ type are deletions  
from existing law.

1 Above ground grade 3 leaks shall be repaired within 90 days from the date the leak was originally located unless  
2 the leak is upgraded or does not produce a positive leak indication when a soap and water solution, or its  
3 equivalent, is applied on suspected locations at operating pressure. Grade 3 leaks that are underground shall be  
4 reevaluated at least once every 6 months until repaired ~~cleared~~. The frequency of reevaluation shall be  
5 determined by the location and magnitude of the leak.

6 (3) No change.

7 Rulemaking Specific Authority 368.05(2) FS. Law Implemented 368.05(2) FS. History--New 9-21-74,  
8 Repromulgated 10-7-75, Amended 10-2-84, Formerly 25-12.40, Amended 1-7-92.

9 25-12.041 Receiving of Gas Leak and Emergency Reports.

10 Each operator must provide a means of receiving and promptly responding to reported gas leaks and  
11 emergencies calls on a 24-hour per day basis. The procedure for accomplishing this requirement must be  
12 included in the operating and maintenance plan ~~filed with the Commission~~.

13 Rulemaking Specific Authority 368.05(2) FS. Law Implemented 368.05(2) FS. History--New 9-21-74,  
14 Repromulgated 10-7-75, Amended 10-2-84, Formerly 25-12.41.

15 25-12.080 General.

16 (1) No change.

17 (2) Nothing in these rules shall be construed to relieve any operator from responsibility to file reports or  
18 give notifications as required by the Pipeline and Hazardous Materials Safety Administration ~~Federal Department~~  
19 ~~of Transportation~~.

20 Rulemaking Specific Authority 368.05(2) FS. Law Implemented 368.05(2) FS. History--New 11-14-70,  
21 Amended 9-21-74, Repromulgated 10-7-75, Amended 10-2-84, Formerly 25-12.80.

22 25-12.084 Notice of Accidents and Outages.

23 (1) - (c) No change.

24 (d) Caused estimated damage to the property of the operator, or others, or both, of a total of

25 ~~\$10,000~~ \$2,500 or more; or

CODING: Words underlined are additions; words in ~~struck through~~ type are deletions  
from existing law.

1 (e) In the judgment of the operator, was significant even though it did not meet the criteria of  
2 subsections (a), (b), (c), or (d) of this ~~subsection~~paragraph.

3 (2) An operator need not give notice of an event that met only the criteria of ~~subparagraphs~~subsections  
4 (b) or (c) of ~~subsection (1)~~this paragraph, if it occurred solely as a result of, or in connection with, planned or  
5 routine maintenance or construction.

6 (32) Each operator shall immediately report to the Commission any distribution system-related accident  
7 or failure which interrupts service to either 10 ~~percent~~% or more of its meters or 500 or more meters.

8 Rulemaking Specific Authority 350.127(2), 368.05(2) FS. Law Implemented 368.03, 368.05(2) FS. History—New  
9 9-21-74, Repromulgated 10-7-75, Amended 10-2-84, Formerly 25-12.84.

10 25-12.085 Written Annual Reports Required.

11 (1) Each operator of a distribution system shall submit an annual report ~~in triplicate~~ on Pipeline and  
12 Hazardous Materials Safety Administration~~Department of Transportation~~ Form PHMSARSPA F 7100.1-1 (12-  
13 05), entitled “Annual Report for Calendar Year 20 \_\_\_\_\_ Gas Distribution System,” for each distribution system. In  
14 the case of an operator who has more than one distribution system, a combined annual report must be submitted  
15 which includes all facilities operated within the State of Florida subject to the Commission’s jurisdiction.:

16 (a) ~~Each distribution system.~~

17 (b) ~~In the case of an operator who has more than one distribution system, a combined annual report must~~  
18 ~~be submitted which includes all facilities operated within the State of Florida subject to the Commission’s~~  
19 ~~jurisdiction.~~

20 (2) Each operator of a distribution system shall, for facilities that operate at 20 percent or more of the  
21 specified minimum yield strength, or that are used to convey gas into or out of storage, submit an annual reports  
22 for those facilities on Pipeline and Hazardous Materials Safety Administration ~~in triplicate on Department of~~  
23 ~~Transportation~~ Form PHMSARSPA F 7100.2-1(12-05), entitled “Annual Report for Calendar Year 20 \_\_\_\_\_ Gas  
24 Transmission & Gathering Systems.”

25 (3) Each operator of a transmission system ~~or a gathering system under Commission jurisdiction~~ shall

CODING: Words underlined are additions; words in ~~struck through~~ type are deletions from existing law.

1 submit an annual reports on Pipeline and Hazardous Safety Administration in ~~triplicate on Department of~~  
2 ~~Transportation~~ Form PHMSARSPA F 7100.2-1(12-05).

3 (4) All the above reports must be submitted for the preceding calendar year so as to be received by the  
4 Commission no later than March 15th ~~February 10~~ of each year.

5 Rulemaking ~~Specific~~ Authority 350.127(2), 368.05(2) FS. Law Implemented 368.03, 368.05(2) FS. History—New  
6 11-14-70, Amended 9-21-74, Repromulgated 10-7-75, Amended 10-2-84, Formerly 25-12.85.

7

8 Gas Pipeline Safety Rules NC.kc.doc

9

10

11

12

13

14

15

16

17

18

19

20

21

22

23

24

25

CODING: Words underlined are additions; words in ~~struck through~~ type are deletions from existing law.

CERTIFICATION OF  
MATERIALS INCORPORATED BY REFERENCE  
IN RULES FILED WITH THE DEPARTMENT OF STATE

Pursuant to Rule 1S-1.005, Florida Administrative Code, I do hereby certify that the attached are true and correct copies of the following materials incorporated by reference in Rules 25-12.004, 24-12.005, 25-12.008, 25-12.027, and 25-12.085. Under the provisions of subparagraph 120.54(3)(e)(6), F.S., the attached materials take effect 20 days from the date filed with the Department of State, or a later date as specified in the rules.

Pipeline Inspection, Protection, Enforcement, and Safety Act of 2006 (PIPES Act), Pub. L. 109-468 (codified as amended at 49 U.S.C. Sec 60101 (2006)), which is incorporated by reference into Rule No. 25-12.004.


A true and correct copy of 49 C.F.R. 191 (2008) as amended in 74 Fed. Reg. 2889-01 (January 16, 2009), which is incorporated by reference into Rule 25-12.005.

A true and correct copy of 49 C.F.R. 192 (2008) as amended in 74 Fed. Reg. 2889-01 (January 16, 2009), which is incorporated by reference into Rule 25-12.005, 25-12.008, and 25-12.027.


A true and correct copy of 49 C.F.R. 199 (2008) as amended in 74 Fed. Reg. 2889-01 (January 16, 2009), which is incorporated by reference into Rule 25-12.005.

A true and correct copy of Section 3 of American Petroleum Institute Standard 1104, Welding of Pipelines and Related Facilities, 20th edition, October 2005 including Errata/Addendum July 2007 and Errata 2 (2008), which is incorporated by reference into Rule 25-12.027.

A true and correct copy of Forms PHMSA F 7100.1-1 (12-05) and PHMSA F 7100.2-1 (12-05) which are incorporated by reference into Rule 25-12.085.



KC

  
\_\_\_\_\_  
ANN COLE  
Commission Clerk

\_\_\_\_\_  
Number of Pages Certified

FILED  
2009 NOV 25 11:15 AM  
TALLAHASSEE FLORIDA

2. Pipeline Inspection, Protection, Enforcement, and Safety Act of 2006 (PIPES Act),  
Pub. L. 109-468 (codified as amended at 49 U.S.C. Sec. 60101 (2006)),  
which is incorporated by reference into Rule No. 25-12.004

FILED  
U.S. DEPARTMENT OF JUSTICE  
FEDERAL BUREAU OF INVESTIGATION  
WASHINGTON, D.C. 20535

Westlaw

PL 109-468, 2006 HR 5782  
PL 109-468, December 29, 2006, 120 Stat 3486  
(Cite as: 120 Stat 3486)

Page 1

UNITED STATES PUBLIC LAWS  
109th Congress - Second Session  
Convening January 7, 2005

Copr. © 2006 Thomson/West. No Claim to Orig. U.S. Govt. Works

Additions and Deletions are not identified in this database.  
Vetoed provisions within tabular material are not displayed

PL 109-468 (HR 5782)  
December 29, 2006

PIPELINE INSPECTION, PROTECTION, ENFORCEMENT, AND SAFETY ACT OF 2006

An Act To amend title 49, United States Code, to provide for enhanced safety and environmental protection in pipeline transportation, to provide for enhanced reliability in the transportation of the Nation's energy products by pipeline, and for other purposes.

Be it enacted by the Senate and House of Representatives of the United States  
of America in Congress assembled,

SECTION 1. SHORT TITLE; AMENDMENT OF TITLE 49, UNITED STATES CODE; TABLE OF CONTENTS.

<< 49 USCA § 60101 NOTE >>

(a) SHORT TITLE.--This Act may be cited as the "Pipeline Inspection, Protection, Enforcement, and Safety Act of 2006".

(b) AMENDMENT OF TITLE 49, UNITED STATES CODE.--Except as otherwise expressly provided, whenever in this Act an amendment or repeal is expressed in terms of an amendment to, or a repeal of, a section or other provision, the reference shall be considered to be made to a section or other provision of title 49, United States Code.

(c) TABLE OF CONTENTS.--Sec. 1. Short title; amendment of title 49, United States Code; table of contents.

Sec. 2. Pipeline safety and damage prevention.

Sec. 3. Public education and awareness.

Sec. 4. Low-stress pipelines.

Sec. 5. Technical assistance grants.

Sec. 6. Enforcement transparency.

Copr. © West 2008 No Claim to Orig. Govt. Works

PL 109-468, 2006 HR 5782  
PL 109-468, December 29, 2006, 120 Stat 3486  
(Cite as: 120 Stat 3486)

- Sec. 7. Direct line sales.
- Sec. 8. Petroleum transportation capacity and regulatory adequacy study.
- Sec. 9. Distribution integrity management program rulemaking deadline.
- Sec. 10. Emergency waivers.
- Sec. 11. Restoration of operations.
- Sec. 12. Pipeline control room management.
- Sec. 13. Safety orders.
- Sec. 14. Integrity program enforcement.
- Sec. 15. Incident reporting.
- Sec. 16. Senior executive signature of integrity management program performance reports.
- Sec. 17. Cost recovery for design reviews.
- Sec. 18. Authorization of appropriations.
- Sec. 19. Standards to implement NTSB recommendations.
- Sec. 20. Accident reporting form.
- Sec. 21. Leak detection technology study.
- Sec. 22. Corrosion control regulations.
- Sec. 23. Inspector General report.
- Sec. 24. Technical assistance program.
- Sec. 25. Natural gas pipelines.
- Sec. 26. Corrosion technology.

## SEC. 2. PIPELINE SAFETY AND DAMAGE PREVENTION.

### (a) ONE CALL CIVIL ENFORCEMENT.--

<< 49 USCA § 60114 >>

(1) PROHIBITIONS.--Section 60114 is amended by adding at the end the following:

**\*3487**

"(d) PROHIBITION APPLICABLE TO EXCAVATORS.--A person who engages in demolition, excavation, tunneling, or construction--

Copr. © West 2008 No Claim to Orig. Govt. Works



PL 109-468, 2006 HR 5782  
 PL 109-468, December 29, 2006, 120 Stat 3486  
 (Cite as: 120 Stat 3486)

Page 3

"(1) may not engage in a demolition, excavation, tunneling, or construction activity in a State that has adopted a one-call notification system without first using that system to establish the location of underground facilities in the demolition, excavation, tunneling, or construction area;

"(2) may not engage in such demolition, excavation, tunneling, or construction activity in disregard of location information or markings established by a pipeline facility operator pursuant to subsection (b); and

"(3) and who causes damage to a pipeline facility that may endanger life or cause serious bodily harm or damage to property--

"(A) may not fail to promptly report the damage to the owner or operator of the facility; and

"(B) if the damage results in the escape of any flammable, toxic, or corrosive gas or liquid, may not fail to promptly report to other appropriate authorities by calling the 911 emergency telephone number.

"(e) PROHIBITION APPLICABLE TO UNDERGROUND PIPELINE FACILITY OWNERS AND OPERATORS.--Any owner or operator of a pipeline facility who fails to respond to a location request in order to prevent damage to the pipeline facility or who fails to take reasonable steps, in response to such a request, to ensure accurate marking of the location of the pipeline facility in order to prevent damage to the pipeline facility shall be subject to a civil action under section 60120 or assessment of a civil penalty under section 60122.

"(f) LIMITATION.--The Secretary may not conduct an enforcement proceeding under subsection (d) for a violation within the boundaries of a State that has the authority to impose penalties described in section 60134(b)(7) against persons who violate that State's damage prevention laws, unless the Secretary has determined that the State's enforcement is inadequate to protect safety, consistent with this chapter, and until the Secretary issues, through a rulemaking proceeding, the procedures for determining inadequate State enforcement of penalties."

<< 49 USCA § 60122 >>

(2) CIVIL PENALTY.--Section 60122(a)(1) is amended by striking "60114(b)" and inserting "60114(b), 60114(d)".

(b) STATE DAMAGE PREVENTION PROGRAMS.--

<< 49 USCA § 60105 >>

(1) CONTENTS OF CERTIFICATIONS.--Section 60105(b)(4) is amended to read as follows:

"(4) is encouraging and promoting the establishment of a program designed to prevent damage by demolition, excavation, tunneling, or construction activity to the pipeline facilities to which the certification applies that subjects persons who violate the applicable requirements of that program to civil penalties and other enforcement actions that are substantially the same as are provided under this chapter, and addresses the elements in section 60134(b);".

<< 49 USCA § 60134 >>

(2) IN GENERAL.--Chapter 601 is amended by adding at the end the following:

Copr. © West 2008 No Claim to Orig. Govt. Works

PL 109-468, 2006 HR 5782  
 PL 109-468, December 29, 2006, 120 Stat 3486  
 (Cite as: 120 Stat 3486)

Page 4

"§ 60134. State damage prevention programs

"(a) IN GENERAL.--The Secretary may make a grant to a State authority (including a municipality with respect to intrastate gas \*3488 pipeline transportation) to assist in improving the overall quality and effectiveness of a damage prevention program of the State authority under subsection (e) if the State authority--

"(1) has in effect an annual certification under section 60105 or an agreement under section 60106; and

"(2)(A) has in effect an effective damage prevention program that meets the requirements of subsection (b); or

"(B) demonstrates that it has made substantial progress toward establishing such a program, and that such program will meet the requirements of subsection (b).

"(b) DAMAGE PREVENTION PROGRAM ELEMENTS.--An effective damage prevention program includes the following elements:

"(1) Participation by operators, excavators, and other stakeholders in the development and implementation of methods for establishing and maintaining effective communications between stakeholders from receipt of an excavation notification until successful completion of the excavation, as appropriate.

"(2) A process for fostering and ensuring the support and partnership of stakeholders, including excavators, operators, locators, designers, and local government in all phases of the program.

"(3) A process for reviewing the adequacy of a pipeline operator's internal performance measures regarding persons performing locating services and quality assurance programs.

"(4) Participation by operators, excavators, and other stakeholders in the development and implementation of effective employee training programs to ensure that operators, the one-call center, the enforcing agency, and the excavators have partnered to design and implement training for the employees of operators, excavators, and locators.

"(5) A process for fostering and ensuring active participation by all stakeholders in public education for damage prevention activities.

"(6) A process for resolving disputes that defines the State authority's role as a partner and facilitator to resolve issues.

"(7) Enforcement of State damage prevention laws and regulations for all aspects of the damage prevention process, including public education, and the use of civil penalties for violations assessable by the appropriate State authority.

"(8) A process for fostering and promoting the use, by all appropriate stakeholders, of improving technologies that may enhance communications, underground pipeline locating capability, and gathering and analyzing information about the accuracy and effectiveness of locating programs.

"(9) A process for review and analysis of the effectiveness of each program element, including a means for implementing improvements identified by such program reviews.

"(c) FACTORS TO CONSIDER.--In making grants under this section, the Secretary shall take into considera-

PL 109-468, 2006 HR 5782  
 PL 109-468, December 29, 2006, 120 Stat 3486  
 (Cite as: 120 Stat 3486)

Page 5

tion the commitment of each State to ensuring the effectiveness of its damage prevention program, including legislative and regulatory actions taken by the State.

"(d) APPLICATION.--If a State authority files an application for a grant under this section not later than September 30 of a calendar year and demonstrates that the Governor (or chief executive) of the State has designated it as the appropriate State \*3489 authority to receive the grant, the Secretary shall review the State's damage prevention program to determine its effectiveness.

"(e) USE OF FUNDS.--A grant under this section to a State authority may only be used to pay the cost of the personnel, equipment, and activities that the State authority reasonably requires for the calendar year covered by the grant to develop or carry out its damage prevention program in accordance with subsection (b).

"(f) NONAPPLICABILITY OF LIMITATION.--A grant made under this section is not subject to the section 60107(a) limitation on the maximum percentage of funds to be paid by the Secretary.

"(g) LIMITATION ON USE OF FUNDS.--Funds provided to carry out this section may not be used for lobbying or in direct support of litigation.

"(h) DAMAGE PREVENTION PROCESS DEFINED.--In this section, the term 'damage prevention process' means a process that incorporates the principles described in sections 60114(b), 60114(d), and 60114(e)."

<< 49 USCA prec. § 60101 >>

(3) CLERICAL AMENDMENT.--The analysis for chapter 601 is amended by adding at the end the following:

"60134. State damage prevention programs."

<< 49 USCA § 60107 >>

(c) STATE PIPELINE SAFETY GRANTS.--Section 60107(a) is amended by striking "not more than 50 percent" and inserting "not more than 80 percent".

<< 49 USCA § 60107 >>

(d) MAINTENANCE OF EFFORT.--Section 60107(b) is amended by striking "spent--" and all that follows and inserting "spent for gas and hazardous liquid safety programs for the 3 fiscal years prior to the fiscal year in which the Secretary makes the payment, except when the Secretary waives this requirement."

<< 49 USCA § 60114 >>

(e) DAMAGE PREVENTION TECHNOLOGY DEVELOPMENT.--Section 60114 (as amended by subsection (a)(1) of this section) is further amended by adding at the end the following:

"(g) TECHNOLOGY DEVELOPMENT GRANTS.--The Secretary may make grants to any organization or entity (not including for-profit entities) for the development of technologies that will facilitate the prevention of pipeline damage caused by demolition, excavation, tunneling, or construction activities, with emphasis on wireless and global positioning technologies having potential for use in connection with notification systems and underground facility locating and marking services. Funds provided under this subsection may not be used for lob-

Copr. © West 2008 No Claim to Orig. Govt. Works

PL 109-468, 2006 HR 5782  
 PL 109-468, December 29, 2006, 120 Stat 3486  
 (Cite as: 120 Stat 3486)

Page 6

bying or in direct support of litigation. The Secretary may also support such technology development through cooperative agreements with trade associations, academic institutions, and other organizations."

### SEC. 3. PUBLIC EDUCATION AND AWARENESS.

<< 49 USCA § 6109 >>

(a) IN GENERAL.--Chapter 61 is amended by adding at the end the following:

"§ 6109. Public education and awareness

"(a) GRANT AUTHORITY.--The Secretary shall make a grant to an appropriate entity for promoting public education and awareness with respect to the 811 national excavation damage prevention phone number.

\*3490

"(b) AUTHORIZATION OF APPROPRIATIONS.--There is authorized to be appropriated to the Secretary \$1,000,000 for the period beginning October 1, 2006, and ending September 30, 2008, to carry out this section."

<< 49 USCA prec. § 6101 >>

(b) CLERICAL AMENDMENT.--The analysis for chapter 61 is amended by adding at the end the following:

"6109. Public education and awareness."

<< 49 USCA § 60102 >>

### SEC. 4. LOW-STRESS PIPELINES.

Section 60102(k) is amended to read as follows:

"(k) LOW-STRESS HAZARDOUS LIQUID PIPELINES.--

"(1) MINIMUM STANDARDS.--Not later than December 31, 2007, the Secretary shall issue regulations subjecting low-stress hazardous liquid pipelines to the same standards and regulations as other hazardous liquid pipelines, except as provided in paragraph (3). The implementation of the applicable standards and regulatory requirements may be phased in. The regulations issued under this paragraph shall not apply to gathering lines.

"(2) GENERAL PROHIBITION AGAINST LOW INTERNAL STRESS EXCEPTION.--Except as provided in paragraph (3), the Secretary may not provide an exception to the requirements of this chapter for a hazardous liquid pipeline because the pipeline operates at low internal stress.

"(3) LIMITED EXCEPTIONS.--The Secretary shall provide or continue in force exceptions to this subsection for low-stress hazardous liquid pipelines that--

"(A) are subject to safety regulations of the United States Coast Guard; or

"(B) serve refining, manufacturing, or truck, rail, or vessel terminal facilities if the pipeline is less than 1 mile long (measured outside the facility grounds) and does not cross an offshore area or a waterway currently used for commercial navigation,

Copr. © West 2008 No Claim to Orig. Govt. Works

PL 109-468, 2006 HR 5782  
 PL 109-468, December 29, 2006, 120 Stat 3486  
 (Cite as: 120 Stat 3486)

Page 7

until regulations issued under paragraph (1) become effective. After such regulations become effective, the Secretary may retain or remove those exceptions as appropriate.

"(4) RELATIONSHIP TO OTHER LAWS.--Nothing in this subsection shall be construed to prohibit or otherwise affect the applicability of any other statutory or regulatory exemption to any hazardous liquid pipeline.

"(5) DEFINITION.--For purposes of this subsection, the term 'low-stress hazardous liquid pipeline' means a hazardous liquid pipeline that is operated in its entirety at a stress level of 20 percent or less of the specified minimum yield strength of the line pipe.

"(6) EFFECTIVE DATE.--The requirements of this subsection shall not take effect as to low-stress hazardous liquid pipeline operators before the effective date of the rules promulgated by the Secretary under this subsection."

#### SEC. 5. TECHNICAL ASSISTANCE GRANTS.

Section 60130 is amended--

<< 49 USCA § 60130 >>

(1) in subsection (a)(1) by striking "The Secretary shall establish competitive" and inserting "No grants may be awarded under section 60114(g) until the Secretary has established competitive";

\*3491

<< 49 USCA § 60130 >>

(2) in subsection (a) by redesignating paragraph (2) as paragraph (4);

<< 49 USCA § 60103 >>

(3) in subsection (a) by inserting after paragraph (1) the following:

"(2) DEMONSTRATION GRANTS.--At least the first 3 grants awarded under this section shall be demonstration grants for the purpose of demonstrating and evaluating the utility of grants under this section. Each such demonstration grant shall not exceed \$25,000.

"(3) DISSEMINATION OF TECHNICAL FINDINGS.--Each recipient of a grant under this section shall ensure that--

"(A) the technical findings made possible by the grants are made available to the relevant operators; and

"(B) open communication between the grant recipients, local operators, local communities, and other interested parties is encouraged."; and

<< 49 USCA § 60130 >>

(4) in subsection (d) by striking "2006" and inserting "2010".

PL 109-468, 2006 HR 5782  
 PL 109-468, December 29, 2006, 120 Stat 3486  
 (Cite as: 120 Stat 3486)

SEC. 6. ENFORCEMENT TRANSPARENCY.

<< 49 USCA § 60135 >>

(a) IN GENERAL.--Chapter 601 (as amended by section 2(b) of this Act) is further amended by adding at the end the following:

"§ 60135. Enforcement transparency

"(a) IN GENERAL.--Not later than December 31, 2007, the Secretary shall--

"(1) provide a monthly updated summary to the public of all gas and hazardous liquid pipeline enforcement actions taken by the Secretary or the Pipeline and Hazardous Materials Safety Administration, from the time a notice commencing an enforcement action is issued until the enforcement action is final;

"(2) include in each such summary identification of the operator involved in the enforcement activity, the type of alleged violation, the penalty or penalties proposed, any changes in case status since the previous summary, the final assessment amount of each penalty, and the reasons for a reduction in the proposed penalty, if appropriate; and

"(3) provide a mechanism by which a pipeline operator named in an enforcement action may make information, explanations, or documents it believes are responsive to the enforcement action available to the public.

"(b) ELECTRONIC AVAILABILITY.--Each summary under this section shall be made available to the public by electronic means.

"(c) RELATIONSHIP TO FOIA.--Nothing in this section shall be construed to require disclosure of information or records that are exempt from disclosure under section 552 of title 5."

<< 49 USCA prec. § 60101 >>

(b) CLERICAL AMENDMENT.--The analysis for chapter 601 (as amended by section 2(b) of this Act) is further amended by adding at the end:

"60135. Enforcement transparency."

SEC. 7. DIRECT LINE SALES.

Section 60101(a) is amended--

<< 49 USCA § 60101 >>

(1) by striking paragraph (6) and inserting the following:

"(6) 'interstate gas pipeline facility' means a gas pipeline facility--

"(A) used to transport gas; and

\*3492

PL 109-468, 2006 HR 5782  
 PL 109-468, December 29, 2006, 120 Stat 3486  
 (Cite as: 120 Stat 3486)

Page 9

"(B) subject to the jurisdiction of the Commission under the Natural Gas Act (15 U.S.C. 717 et seq.);"; and

<< 49 USCA § 60101 >>

(2) by striking paragraph (9) and inserting the following:

"(9) 'intrastate gas pipeline facility' means a gas pipeline facility and transportation of gas within a State not subject to the jurisdiction of the Commission under the Natural Gas Act (15 U.S.C. 717 et seq.);".

#### SEC. 8. PETROLEUM TRANSPORTATION CAPACITY AND REGULATORY ADEQUACY STUDY.

<< 49 USCA § 60136 >>

(a) IN GENERAL.--Chapter 601 (as amended by sections 2(b) and 6 of this Act) is further amended by adding at the end the following:

"§ 60136. Petroleum product transportation capacity study

"(a) IN GENERAL.--The Secretaries of Transportation and Energy shall conduct periodic analyses of the domestic transport of petroleum products by pipeline. Such analyses should identify areas of the United States where unplanned loss of individual pipeline facilities may cause shortages of petroleum products or price disruptions and where shortages of pipeline capacity and reliability concerns may have or are anticipated to contribute to shortages of petroleum products or price disruptions. Upon identifying such areas, the Secretaries may determine if the current level of regulation is sufficient to minimize the potential for unplanned losses of pipeline capacity.

"(b) CONSULTATION.--In preparing any analysis under this section, the Secretaries may consult with the heads of other government agencies and public-and private-sector experts in pipeline and other forms of petroleum product transportation, energy consumption, pipeline capacity, population, and economic development.

"(c) REPORT TO CONGRESS.--Not later than June 1, 2008, the Secretaries shall submit to the Committee on Energy and Commerce and the Committee on Transportation and Infrastructure of the House of Representatives and the Committee on Commerce, Science, and Transportation and the Committee on Energy and Natural Resources of the Senate a report setting forth their recommendations to reduce the likelihood of the shortages and price disruptions referred to in subsection (a).

"(d) ADDITIONAL REPORTS.--The Secretaries shall submit additional reports to the congressional committees referred to in subsection (c) containing the results of any subsequent analyses performed under subsection (a) and any additional recommendations, as appropriate.

"(e) PETROLEUM PRODUCT DEFINED.--In this section, the term 'petroleum product' means oil of any kind or in any form, gasoline, diesel fuel, aviation fuel, fuel oil, kerosene, any product obtained from refining or processing of crude oil, liquefied petroleum gases, natural gas liquids, petrochemical feedstocks, condensate, waste or refuse mixtures containing any of such oil products, and any other liquid hydrocarbon compounds."

<< 49 USCA prec. § 60101 >>

(b) CLERICAL AMENDMENT.--The analysis for chapter 601 (as amended by sections 2(b) and 6 of this Act)

PL 109-468, 2006 HR 5782  
 PL 109-468, December 29, 2006, 120 Stat 3486  
 (Cite as: 120 Stat 3486)

Page 10

is further amended by adding at the end the following:

"60136. Petroleum product transportation capacity study."

\*3493

<< 49 USCA § 60109 >>

SEC. 9. DISTRIBUTION INTEGRITY MANAGEMENT PROGRAM RULEMAKING DEADLINE.

Section 60109 is amended by adding at the end the following:

"(e) DISTRIBUTION INTEGRITY MANAGEMENT PROGRAMS.--

"(1) MINIMUM STANDARDS.--Not later than December 31, 2007, the Secretary shall prescribe minimum standards for integrity management programs for distribution pipelines.

"(2) ADDITIONAL AUTHORITY OF SECRETARY.--In carrying out this subsection, the Secretary may require operators of distribution pipelines to continually identify and assess risks on their distribution lines, to remediate conditions that present a potential threat to line integrity, and to monitor program effectiveness.

"(3) EXCESS FLOW VALVES.--

"(A) IN GENERAL.--The minimum standards shall include a requirement for an operator of a natural gas distribution system to install an excess flow valve on each single family residence service line connected to such system if--

"(i) the service line is installed or entirely replaced after June 1, 2008;

"(ii) the service line operates continuously throughout the year at a pressure not less than 10 pounds per square inch gauge;

"(iii) the service line is not connected to a gas stream with respect to which the operator has had prior experience with contaminants the presence of which could interfere with the operation of an excess flow valve;

"(iv) the installation of an excess flow valve on the service line is not likely to cause loss of service to the residence or interfere with necessary operation or maintenance activities, such as purging liquids from the service line; and

"(v) an excess flow valve meeting performance standards developed under section 60110(e) of title 49, United States Code, is commercially available to the operator, as determined by the Secretary.

"(B) REPORTS.--Operators of natural gas distribution systems shall report annually to the Secretary on the number of excess flow valves installed on their systems under subparagraph (A).

"(4) APPLICABILITY.--The Secretary shall determine which distribution pipelines will be subject to the minimum standards.

"(5) DEVELOPMENT AND IMPLEMENTATION.--Each operator of a distribution pipeline that the Secretary

Copr. © West 2008 No Claim to Orig. Govt. Works



PL 109-468, 2006 HR 5782  
 PL 109-468, December 29, 2006, 120 Stat 3486  
 (Cite as: 120 Stat 3486)

Page 11

determines is subject to the minimum standards prescribed by the Secretary under this subsection shall develop and implement an integrity management program in accordance with those standards.

"(6) SAVINGS CLAUSE.--Subject to section 60104(c), a State authority having a current certification under section 60105 may adopt or continue in force additional integrity management requirements, including additional requirements for installation of excess flow valves, for gas distribution pipelines within the boundaries of that State."

\*3494

&lt;&lt; 49 USCA § 60118 &gt;&gt;

## SEC. 10. EMERGENCY WAIVERS.

Section 60118(c) is amended to read as follows:

"(c) WAIVERS BY SECRETARY.--

"(1) NONEMERGENCY WAIVERS.--

"(A) IN GENERAL.--On application of an owner or operator of a pipeline facility, the Secretary by order may waive compliance with any part of an applicable standard prescribed under this chapter with respect to such facility on terms the Secretary considers appropriate if the Secretary determines that the waiver is not inconsistent with pipeline safety.

"(B) HEARING.--The Secretary may act on a waiver under this paragraph only after notice and an opportunity for a hearing.

"(2) EMERGENCY WAIVERS.--

"(A) IN GENERAL.--The Secretary by order may waive compliance with any part of an applicable standard prescribed under this chapter on terms the Secretary considers appropriate without prior notice and comment if the Secretary determines that--

"(i) it is in the public interest to grant the waiver;

"(ii) the waiver is not inconsistent with pipeline safety; and

"(iii) the waiver is necessary to address an actual or impending emergency involving pipeline transportation, including an emergency caused by a natural or manmade disaster.

"(B) PERIOD OF WAIVER.--A waiver under this paragraph may be issued for a period of not more than 60 days and may be renewed upon application to the Secretary only after notice and an opportunity for a hearing on the waiver. The Secretary shall immediately revoke the waiver if continuation of the waiver would not be consistent with the goals and objectives of this chapter.

"(3) STATEMENT OF REASONS.--The Secretary shall state in an order issued under this subsection the reasons for granting the waiver."

Copr. © West 2008 No Claim to Orig. Govt. Works

PL 109-468, 2006 HR 5782  
PL 109-468, December 29, 2006, 120 Stat 3486  
(Cite as: 120 Stat 3486)

Page 12

&lt;&lt; 49 USCA § 60117 &gt;&gt;

## SEC. 11. RESTORATION OF OPERATIONS.

Section 60117 is amended by adding at the end the following:

"(m) RESTORATION OF OPERATIONS.--

"(1) IN GENERAL.--The Secretary may advise, assist, and cooperate with the heads of other departments, agencies, and instrumentalities of the United States Government, the States, and public and private agencies and persons to facilitate the restoration of pipeline operations that have been or are anticipated to become disrupted by manmade or natural disasters.

"(2) SAVINGS CLAUSE.--Nothing in this section alters or amends the authorities and responsibilities of any department, agency, or instrumentality of the United States Government, other than the Department of Transportation."

## SEC. 12. PIPELINE CONTROL ROOM MANAGEMENT.

&lt;&lt; 49 USCA § 60137 &gt;&gt;

(a) IN GENERAL.--Chapter 601 (as amended by sections 2(b), 6, and 8 of this Act) is further amended by adding at the end the following:

\*3495

"§ 60137. Pipeline control room management

"(a) IN GENERAL.--Not later than June 1, 2008, the Secretary shall issue regulations requiring each operator of a gas or hazardous liquid pipeline to develop, implement, and submit to the Secretary or, in the case of an operator of an intrastate pipeline located within the boundaries of a State that has in effect an annual certification under section 60105, to the head of the appropriate State authority, a human factors management plan designed to reduce risks associated with human factors, including fatigue, in each control center for the pipeline. Each plan must include, among the measures to reduce such risks, a maximum limit on the hours of service established by the operator for individuals employed as controllers in a control center for the pipeline.

"(b) REVIEW AND APPROVAL OF THE PLAN.--The Secretary or, in the case of an operator of an intrastate pipeline located within the boundaries of a State that has in effect an annual certification under section 60105, the head of the appropriate State authority, shall review and approve each plan submitted to the Secretary or the head of such authority under subsection (a). The Secretary and the head of such authority may not approve a plan that does not include a maximum limit on the hours of service established by the operator of the pipeline for individuals employed as controllers in a control center for the pipeline.

"(c) ENFORCEMENT OF THE PLAN.--If the Secretary or the head of the appropriate State authority determines that an operator's plan submitted to the Secretary or the head of such authority under subsection (a), or implementation of such a plan, does not comply with the regulations issued under this section or is inadequate for the safe operation of a pipeline, the Secretary or the head of such authority may take action consistent with this chapter and enforce the requirements of such regulations.

Copr. © West 2008 No Claim to Orig. Govt. Works

PL 109-468, 2006 HR 5782  
 PL 109-468, December 29, 2006, 120 Stat 3486  
 (Cite as: 120 Stat 3486)

Page 13

"(d) COMPLIANCE WITH THE PLAN.--Each operator of a gas or hazardous liquid pipeline shall document compliance with the plan submitted by the operator under subsection (a) and the reasons for any deviation from compliance with such plan. The Secretary or the head of the appropriate State authority, as the case may be, shall review the reasonableness of any such deviation in considering whether to take enforcement action or discontinue approval of the operator's plan under subsection (b).

"(e) DEVIATION REPORTING REQUIREMENTS.--In issuing regulations under subsection (a), the Secretary shall develop and include in such regulations requirements for an operator of a gas or hazardous liquid pipeline to report deviations from compliance with the plan submitted by the operator under subsection (a)."

<< 49 USCA prec. § 60101 >>

(b) CLERICAL AMENDMENT.--The analysis for chapter 601 (as amended by sections 2(b), 6, and 8 of this Act) is further amended by adding at the end the following:

"60137. Pipeline control room management."

<< 49 USCA § 60117 >>

#### SEC. 13. SAFETY ORDERS.

Section 60117(I) is amended to read as follows:

"(I) SAFETY ORDERS.--

"(1) IN GENERAL.--Not later than December 31, 2007, the Secretary shall issue regulations providing that, after notice and opportunity for a hearing, if the Secretary determines that a pipeline facility has a condition that poses a pipeline \*3496 integrity risk to public safety, property, or the environment, the Secretary may order the operator of the facility to take necessary corrective action, including physical inspection, testing, repair, or other appropriate action, to remedy that condition.

"(2) CONSIDERATIONS.--In making a determination under paragraph (1), the Secretary, if relevant and pursuant to the regulations issued under paragraph (1), shall consider--

"(A) the considerations specified in paragraphs (1) through (6) of section 60112(b);

"(B) the likelihood that the condition will impair the serviceability of a pipeline;

"(C) the likelihood that the condition will worsen over time; and

"(D) the likelihood that the condition is present or could develop on other areas of the pipeline."

<< 49 USCA § 60109 >>

#### SEC. 14. INTEGRITY PROGRAM ENFORCEMENT.

Section 60109(c)(9)(A)(iii) is amended to read as follows:

"(iii) INADEQUATE PROGRAMS.--If the Secretary determines that a risk analysis or integrity management

PL 109-468, 2006 HR 5782  
 PL 109-468, December 29, 2006, 120 Stat 3486  
 (Cite as: 120 Stat 3486)

Page 14

program does not comply with the requirements of this subsection or regulations issued as described in paragraph (2), has not been adequately implemented, or is inadequate for the safe operation of a pipeline facility, the Secretary may conduct proceedings under this chapter."

<< 49 USCA § 60117 NOTE >>

#### SEC. 15. INCIDENT REPORTING.

Not later than December 31, 2007, the Secretary of Transportation shall review the incident reporting requirements for operators of natural gas pipelines and modify the reporting criteria as appropriate to ensure that the incident data gathered accurately reflects incident trends over time, taking into consideration the recommendations from the Comptroller General in GAO report 06-946.

<< 49 USCA § 60109 >>

#### SEC. 16. SENIOR EXECUTIVE SIGNATURE OF INTEGRITY MANAGEMENT PROGRAM PERFORMANCE REPORTS.

Section 60109 (as amended by section 9 of this Act) is further amended by adding at the end the following:

"(f) CERTIFICATION OF PIPELINE INTEGRITY MANAGEMENT PROGRAM PERFORMANCE.--The Secretary shall establish procedures requiring certification of annual and semiannual pipeline integrity management program performance reports by a senior executive officer of the company operating a pipeline subject to this chapter. The procedures shall require a signed statement, which may be effected electronically in accordance with the provisions of the Electronic Signatures in Global and National Commerce Act (15 U.S.C. 7001 et seq.), certifying that--

"(1) the signing officer has reviewed the report; and

"(2) to the best of such officer's knowledge and belief, the report is true and complete."

<< 49 USCA § 60117 >>

#### SEC. 17. COST RECOVERY FOR DESIGN REVIEWS.

Section 60117 (as amended by section 11 of this Act) is amended by adding at the end the following:

"(n) COST RECOVERY FOR DESIGN REVIEWS.--

**\*3497**

"(1) IN GENERAL.--If the Secretary conducts facility design safety reviews in connection with a proposal to construct, expand, or operate a liquefied natural gas pipeline facility, the Secretary may require the person requesting such reviews to pay the associated staff costs relating to such reviews incurred by the Secretary in section 60301(d). The Secretary may assess such costs in any reasonable manner.

"(2) DEPOSIT.--The Secretary shall deposit all funds paid to the Secretary under this subsection into the Department of Treasury account 69-5172-0-2-407 or its successor account.

Copr. © West 2008 No Claim to Orig. Govt. Works

PL 109-468, 2006 HR 5782  
 PL 109-468, December 29, 2006, 120 Stat 3486  
 (Cite as: 120 Stat 3486)

Page 15

"(3) AUTHORIZATION OF APPROPRIATIONS.--Funds deposited pursuant to this subsection are authorized to be appropriated for the purposes set forth in section 60301(d)."

SEC. 18. AUTHORIZATION OF APPROPRIATIONS.

<< 49 USCA § 60125 >>

(a) GAS AND HAZARDOUS LIQUID.--Section 60125(a) is amended to read as follows:

"(a) GAS AND HAZARDOUS LIQUID.--

"(1) IN GENERAL.--To carry out the provisions of this chapter related to gas and hazardous liquid and section 12 of the Pipeline Safety Improvement Act of 2002 (49 U.S.C. 60101 note; Public Law 107-355), the following amounts are authorized to be appropriated to the Department of Transportation from fees collected under section 60301 in each respective year:

"(A) For fiscal year 2007, \$60,175,000 of which \$7,386,000 is for carrying out such section 12 and \$17,556,000 is for making grants.

"(B) For fiscal year 2008, \$67,118,000 of which \$7,586,000 is for carrying out such section 12 and \$20,614,000 is for making grants.

"(C) For fiscal year 2009, \$72,045,000 of which \$7,586,000 is for carrying out such section 12 and \$21,513,000 is for making grants.

"(D) For fiscal year 2010, \$76,580,000 of which \$7,586,000 is for carrying out subsection 12 and \$22,252,000 is for making grants.

"(2) TRUST FUND AMOUNTS.--In addition to the amounts authorized to be appropriated by paragraph (1) the following amounts are authorized from the Oil Spill Liability Trust Fund to carry out the provisions of this chapter related to hazardous liquid and section 12 of the Pipeline Safety Improvement Act of 2002 (49 U.S.C. 60101 note; Public Law 107-355):

"(A) For fiscal year 2007, \$18,810,000 of which \$4,207,000 is for carrying out such section 12 and \$2,682,000 is for making grants.

"(B) For fiscal year 2008, \$19,000,000 of which \$4,207,000 is for carrying out such section 12 and \$2,682,000 is for making grants.

"(C) For fiscal year 2009, \$19,500,000 of which \$4,207,000 is for carrying out such section 12 and \$3,103,000 is for making grants.

"(D) For fiscal year 2010, \$20,000,000 of which \$4,207,000 is for carrying out such section 12 \$3,603,000 is for making grants."

(b) CONFORMING AMENDMENTS.--Section 60125 is amended--

<< 49 USCA § 60125 >>

Copr. © West 2008 No Claim to Orig. Govt. Works

PL 109-468, 2006 HR 5782  
 PL 109-468, December 29, 2006, 120 Stat 3486  
 (Cite as: 120 Stat 3486)

Page 16

(1) by striking subsections (b) and (c); and

\*3498

<< 49 USCA § 60125 >>

(2) by redesignating subsections (d) and (e) as subsections (b) and (c), respectively.

<< 49 USCA § 60125 >>

(c) EMERGENCY RESPONSE GRANTS.--Section 60125(b) (as redesignated by subsection (b)(2) of this section) is amended--

(1) in paragraph (1) by adding at the end the following: "To the extent that such grants are used to train emergency responders, such training shall ensure that emergency responders have the ability to protect nearby persons, property, and the environment from the effects of accidents or incidents involving gas or hazardous liquid pipelines, in accordance with existing regulations."; and

<< 49 USCA § 60125 >>

(2) in paragraph (2)--

(A) by striking "\$6,000,000" and inserting "\$10,000,000"; and

(B) by striking "2003 through 2006" and inserting "2007 through 2010".

(d) ONE-CALL NOTIFICATION PROGRAMS.--Section 6107 is amended--

<< 49 USCA § 60125 >>

(1) in subsection (a) by striking "fiscal years 2003 through 2006" and inserting "fiscal years 2007 through 2010"; and

<< 49 USCA § 60125 >>

(2) in subsection (b) by striking "for fiscal years 2003 through 2006" and inserting "for fiscal years 2007 through 2010".

<< 49 USCA § 60108 NOTE >>

(e) INSPECTOR STAFFING.--The Secretary shall ensure that the number of positions for pipeline inspection and enforcement personnel at the Pipeline and Hazardous Materials Safety Administration does not fall below 100 for fiscal year 2007, 111 for fiscal year 2008, 123 for fiscal year 2009, and 135 for fiscal year 2010.

<< 49 USCA § 60102 NOTE >>

SEC. 19. STANDARDS TO IMPLEMENT NTSB RECOMMENDATIONS.

Copr. © West 2008 No Claim to Orig. Govt. Works

PL 109-468, 2006 HR 5782  
PL 109-468, December 29, 2006, 120 Stat 3486  
(Cite as: 120 Stat 3486)

Page 17

Not later than June 1, 2008, the Secretary of Transportation shall issue standards that implement the following recommendations contained in the National Transportation Safety Board's report entitled "Supervisory Control and Data Acquisition (SCADA) in Liquid Pipelines" and adopted November 29, 2005:

- (1) Implementation of the American Petroleum Institute's Recommended Practice 165 for the use of graphics on the supervisory control and data acquisition screens.
- (2) Implementation of a standard for pipeline companies to review and audit alarms on monitoring equipment.
- (3) Implementation of standards for pipeline controller training that include simulator or noncomputerized simulations for controller recognition of abnormal pipeline operating conditions, in particular, leak events.

<< 49 USCA § 60117 NOTE >>

#### SEC. 20. ACCIDENT REPORTING FORM.

Not later than December 31, 2007, the Secretary of Transportation shall amend accident reporting forms to require operators of gas and hazardous liquid pipelines to provide data related to controller fatigue.

#### SEC. 21. LEAK DETECTION TECHNOLOGY STUDY.

Not later than December 31, 2007, the Secretary of Transportation shall submit to Congress a report on leak detection systems utilized by operators of hazardous liquid pipelines. The report shall include a discussion of the inadequacies of current leak detection systems, including their ability to detect ruptures and small leaks that are ongoing or intermittent, and what can be done to foster \*3499 development of better technologies as well as address existing technological inadequacies.

#### SEC. 22. CORROSION CONTROL REGULATIONS.

(a) REVIEW.--The Secretary of Transportation, in consultation with the Technical Hazardous Liquid Pipeline Safety Standards Committee and other appropriate entities, shall review the internal corrosion control regulations set forth in subpart H of part 195 of title 49 of the Code of Federal Regulations to determine if such regulations are currently adequate to ensure that the pipeline facilities subject to such regulations will not present a hazard to public safety or the environment.

(b) REPORT.--Not later than December 31, 2007, the Secretary shall submit to Congress a report containing the results of the review and may modify the regulations referred to in subsection (a) if necessary and appropriate.

#### SEC. 23. INSPECTOR GENERAL REPORT.

(a) ASSESSMENT.--Not later than December 31, 2007, the Inspector General of the Department of Transportation shall conduct an assessment of the actions the Department has taken in implementing the annex to the memorandum of understanding between the Secretary of Transportation and the Secretary of Homeland Security, dated September 28, 2004, relating to pipeline security.

(b) SPECIFIED DUTIES OF INSPECTOR GENERAL.--In carrying out the assessment, the Inspector General shall--

PL 109-468, 2006 HR 5782  
 PL 109-468, December 29, 2006, 120 Stat 3486  
 (Cite as: 120 Stat 3486)

Page 18

- (1) provide a status report on implementation of the program elements outlined and developed in the annex;
- (2) describe the roles, responsibilities, and authority of the Department of Transportation relating to pipeline security;
- (3) assess the adequacy and effectiveness of the process by which the Department of Transportation has communicated and coordinated with the Department of Homeland Security on matters relating to pipeline security;
- (4) address the adequacy of security standards for gas and oil pipelines in coordination, as necessary, with the Inspector General of the Department of Homeland Security; and
- (5) consider any other issues determined to be appropriate by the Inspector General of the Department of Transportation or the Secretary of Transportation.

(c) ASSESSMENT REPORT AND PERIODIC STATUS UPDATES.--

(1) ASSESSMENT REPORT.--Not later than December 31, 2007, the Inspector General of the Department of Transportation shall transmit a report on the results of the assessment, together with any recommendations (including legislative options for Congress to consider), to the Committees on Transportation and Infrastructure and Energy and Commerce of the House of Representatives and the Committee on Commerce, Science, and Transportation of the Senate.

(2) PERIODIC STATUS REPORTS.--The Inspector General shall transmit periodically to the Committees as referred to in paragraph (1), as necessary and appropriate, reports on matters pertaining to the implementation by the Department of Transportation of any recommendations contained in the report transmitted pursuant to paragraph (1).

**\*3500**

(d) FORMAT.--The report, or portions of the report, under subsection (c)(1) may be submitted in a classified format if the Inspector General determines that such action is necessary.

<< 49 USCA § 60101 NOTE >>

SEC. 24. TECHNICAL ASSISTANCE PROGRAM.

(a) IN GENERAL.--The Secretary of Transportation may award, through a competitive process, grants to universities with expertise in pipeline safety and security to establish jointly a collaborative program to conduct pipeline safety and technical assistance programs.

(b) DUTIES.--In cooperation with the Pipeline and Hazardous Materials Safety Administration and representatives from States and boards of public utilities, the participants in the collaborative program established under subsection (a) shall be responsible for development of workforce training and technical assistance programs through statewide and regional partnerships that provide for--

- (1) communication of national, State, and local safety information to pipeline operators;
- (2) distribution of technical resources and training to support current and future Federal mandates; and

Copr. © West 2008 No Claim to Orig. Govt. Works



PL 109-468, 2006 HR 5782  
 PL 109-468, December 29, 2006, 120 Stat 3486  
 (Cite as: 120 Stat 3486)

Page 19

(3) evaluation of program outcomes.

(c) TRAINING AND EDUCATIONAL MATERIALS.--The collaborative program established under subsection (a) may include courses in recent developments, techniques, and procedures related to--

- (1) safety and security of pipeline systems;
- (2) incident and risk management for such systems;
- (3) integrity management for such systems;
- (4) consequence modeling for such systems;
- (5) detection of encroachments and monitoring of rights-of-way for such systems; and
- (6) vulnerability assessment of such systems at both project and national levels.

(d) REPORTS.--

(1) UNIVERSITY.--Not later than March 31, 2009, the universities awarded grants under subsection (a) shall submit to the Secretary a report on the results of the collaborative program.

(2) SECRETARY.--Not later than October 1, 2009, the Secretary shall transmit the reports submitted to the Secretary under paragraph (1), along with any findings, recommendations, or legislative options for Congress to consider, to the Committees on Transportation and Infrastructure and Energy and Commerce of the House of Representatives and the Committee on Commerce, Science, and Transportation of the Senate.

(e) AUTHORIZATION OF APPROPRIATIONS.--There are authorized to be appropriated such sums as may be necessary to carry out this section for each of fiscal years 2007 through 2010.

#### SEC. 25. NATURAL GAS PIPELINES.

The Secretary of Transportation shall review and comment on the Comptroller General report issued under section 14(d)(1) of the Pipeline Safety Improvement Act of 2002 (49 U.S.C. 60109 note; 116 Stat. 3005), and not later than 60 days after the date of enactment of this Act, transmit to Congress any legislative recommendations the Secretary considers necessary and appropriate to implement the conclusions of that report.

**\*3501**

<< 49 USCA § 60101 NOTE >>

#### SEC. 26. CORROSION TECHNOLOGY.

Section 12 of the Pipeline Safety Improvement Act of 2002 (49 U.S.C. 60101 note; Public Law 107-355) is amended--

- (1) in subsection (c)(2) by striking "corrosion,";
- (2) in subsection (c)--

Copr. © West 2008 No Claim to Orig. Govt. Works

PL 109-468, 2006 HR 5782  
PL 109-468, December 29, 2006, 120 Stat 3486  
(Cite as: 120 Stat 3486)

Page 20

(A) by striking "and" at the end of paragraph (9);

(B) by redesignating paragraph (10) as paragraph (11);

(C) by inserting after paragraph (9) the following:

"(10) corrosion detection and improving methods, best practices, and technologies for identifying, detecting, preventing, and managing internal and external corrosion and other safety risks; and"; and

(D) by adding at the end the following:

"The results of activities carried out under paragraph (10) shall be used by the participating agencies to support development and improvement of national consensus standards."; and

(3) by striking subsection (f) and redesignating subsections (g) and (h) as subsections (f) and (g), respectively.

Approved December 29, 2006.

PL 109-468, 2006 HR 5782

END OF DOCUMENT

**Westlaw Delivery Summary Report for COWDERY,KATHRYN**

Date/Time of Request:	Wednesday, January 28, 2009 08:46 Central
Client Identifier:	COWDERY
Database:	US-PL-OLD
Citation Text:	PL 109-468, 2006 HR 5782
Lines:	955
Documents:	1
Images:	0

The material accompanying this summary is subject to copyright. Usage is governed by contract with Thomson Reuters, West and their affiliates.

Effective: December 29, 2006

United States Code Annotated Currentness  
 Title 49. Transportation (Refs & Annos)  
 ▣ Subtitle VIII. Pipelines  
 → Chapter 601. Safety (Refs & Annos)

§ 60101. Definitions

(a) **General.**--In this chapter--

(1) "existing liquefied natural gas facility"--

(A) means a liquefied natural gas facility for which an application to approve the site, construction, or operation of the facility was filed before March 1, 1978, with--

(i) the Federal Energy Regulatory Commission (or any predecessor); or

(ii) the appropriate State or local authority, if the facility is not subject to the jurisdiction of the Commission under the Natural Gas Act (15 U.S.C. 717 et seq.); but

(B) does not include a facility on which construction is begun after November 29, 1979, without the approval;

(2) "gas" means natural gas, flammable gas, or toxic or corrosive gas;

(3) "gas pipeline facility" includes a pipeline, a right of way, a facility, a building, or equipment used in transporting gas or treating gas during its transportation;

(4) "hazardous liquid" means--

(A) petroleum or a petroleum product; and

(B) a substance the Secretary of Transportation decides may pose an unreasonable risk to life or property when transported by a hazardous liquid pipeline facility in a liquid state (except for liquefied natural gas);

(5) "hazardous liquid pipeline facility" includes a pipeline, a right of way, a facility, a building, or equipment used or intended to be used in transporting hazardous liquid;

(6) "interstate gas pipeline facility" means a gas pipeline facility--

(A) used to transport gas; and

(B) subject to the jurisdiction of the Commission under the Natural Gas Act (15 U.S.C. 717 et seq.);

(7) "interstate hazardous liquid pipeline facility" means a hazardous liquid pipeline facility used to transport hazardous liquid in interstate or foreign commerce;

- (8) "interstate or foreign commerce"--
- (A) related to gas, means commerce--
    - (i) between a place in a State and a place outside that State; or
    - (ii) that affects any commerce described in subclause (A)(i) of this clause; and
  - (B) related to hazardous liquid, means commerce between--
    - (i) a place in a State and a place outside that State; or
    - (ii) places in the same State through a place outside the State;
- (9) "intrastate gas pipeline facility" means a gas pipeline facility and transportation of gas within a State not subject to the jurisdiction of the Commission under the Natural Gas Act (15 U.S.C. 717 et seq.);
- (10) "intrastate hazardous liquid pipeline facility" means a hazardous liquid pipeline facility that is not an interstate hazardous liquid pipeline facility;
- (11) "liquefied natural gas" means natural gas in a liquid or semisolid state;
- (12) "liquefied natural gas accident" means a release, burning, or explosion of liquefied natural gas from any cause, except a release, burning, or explosion that, under regulations prescribed by the Secretary, does not pose a threat to public health or safety, property, or the environment;
- (13) "liquefied natural gas conversion" means conversion of natural gas into liquefied natural gas or conversion of liquefied natural gas into natural gas;
- (14) "liquefied natural gas pipeline facility"--
- (A) means a gas pipeline facility used for transporting or storing liquefied natural gas, or for liquefied natural gas conversion, in interstate or foreign commerce; but
  - (B) does not include any part of a structure or equipment located in navigable waters (as defined in section 3 of the Federal Power Act (16 U.S.C. 796));
- (15) "municipality" means a political subdivision of a State;
- (16) "new liquefied natural gas pipeline facility" means a liquefied natural gas pipeline facility except an existing liquefied natural gas pipeline facility;
- (17) "person", in addition to its meaning under section 1 of title 1 (except as to societies), includes a State, a municipality, and a trustee, receiver, assignee, or personal representative of a person;
- (18) "pipeline facility" means a gas pipeline facility and a hazardous liquid pipeline facility;
- (19) "pipeline transportation" means transporting gas and transporting hazardous liquid;
- (20) "State" means a State of the United States, the District of Columbia, and Puerto Rico;

**(21) "transporting gas"--**

**(A)** means the gathering, transmission, or distribution of gas by pipeline, or the storage of gas, in interstate or foreign commerce; but

**(B)** does not include the gathering of gas, other than gathering through regulated gathering lines, in those rural locations that are located outside the limits of any incorporated or unincorporated city, town, or village, or any other designated residential or commercial area (including a subdivision, business, shopping center, or community development) or any similar populated area that the Secretary of Transportation determines to be a nonrural area, except that the term "transporting gas" includes the movement of gas through regulated gathering lines;

**(22) "transporting hazardous liquid"--**

**(A)** means the movement of hazardous liquid by pipeline, or the storage of hazardous liquid incidental to the movement of hazardous liquid by pipeline, in or affecting interstate or foreign commerce; but

**(B)** does not include moving hazardous liquid through--

**(i)** gathering lines in a rural area;

**(ii)** onshore production, refining, or manufacturing facilities; or

**(iii)** storage or in-plant piping systems associated with onshore production, refining, or manufacturing facilities;

**(23) "risk management"** means the systematic application, by the owner or operator of a pipeline facility, of management policies, procedures, finite resources, and practices to the tasks of identifying, analyzing, assessing, reducing, and controlling risk in order to protect employees, the general public, the environment, and pipeline facilities;

**(24) "risk management plan"** means a management plan utilized by a gas or hazardous liquid pipeline facility owner or operator that encompasses risk management; and

**(25) "Secretary"** means the Secretary of Transportation.

**(b) Gathering lines.--(1)(A)** Not later than October 24, 1994, the Secretary shall prescribe standards defining the term "gathering line".

**(B)** In defining "gathering line" for gas, the Secretary--

**(i)** shall consider functional and operational characteristics of the lines to be included in the definition; and

**(ii)** is not bound by a classification the Commission establishes under the Natural Gas Act (15 U.S.C. 717 et seq.).

**(2)(A)** Not later than October 24, 1995, the Secretary, if appropriate, shall prescribe standards defining the term "regulated gathering line". In defining the term, the Secretary shall consider factors such as location, length of line from the well site, operating pressure, throughput, and the composition of the transported gas or hazardous

liquid, as appropriate, in deciding on the types of lines that functionally are gathering but should be regulated under this chapter because of specific physical characteristics.

**(B)(i)** The Secretary also shall consider diameter when defining "regulated gathering line" for hazardous liquid.

**(ii)** The definition of "regulated gathering line" for hazardous liquid may not include a crude oil gathering line that has a nominal diameter of not more than 6 inches, is operated at low pressure, and is located in a rural area that is not unusually sensitive to environmental damage.

**Effective: December 29, 2006**

#### **§ 60102. Purpose and general authority**

##### **(a) Purpose and minimum safety standards.--**

**(1) Purpose.--**The purpose of this chapter is to provide adequate protection against risks to life and property posed by pipeline transportation and pipeline facilities by improving the regulatory and enforcement authority of the Secretary of Transportation.

**(2) Minimum safety standards.--**The Secretary shall prescribe minimum safety standards for pipeline transportation and for pipeline facilities. The standards--

**(A)** apply to owners and operators of pipeline facilities;

**(B)** may apply to the design, installation, inspection, emergency plans and procedures, testing, construction, extension, operation, replacement, and maintenance of pipeline facilities; and

**(C)** shall include a requirement that all individuals who operate and maintain pipeline facilities shall be qualified to operate and maintain the pipeline facilities.

**(3) Qualifications of pipeline operators.--** The qualifications applicable to an individual who operates and maintains a pipeline facility shall address the ability to recognize and react appropriately to abnormal operating conditions that may indicate a dangerous situation or a condition exceeding design limits. The operator of a pipeline facility shall ensure that employees who operate and maintain the facility are qualified to operate and maintain the pipeline facilities.

##### **(b) Practicability and safety needs standards.--**

**(1) In general.--**A standard prescribed under subsection (a) shall be--

**(A)** practicable; and

**(B)** designed to meet the need for--

**(i)** gas pipeline safety, or safely transporting hazardous liquids, as appropriate; and

**(ii)** protecting the environment.

**(2) Factors for consideration.--**When prescribing any standard under this section or section 60101(b), 60103,

3. 49 C.F.R. 191 (2008) as amended in 74 Fed. Reg. 2889-01 (January 16, 2009), which is incorporated by reference into Rule 25-12.005.

2009 JAN 16 10:19  
FBI - MEMPHIS

FILED



Westlaw.

Page 1

## Code of Federal Regulations Currentness

## Title 49. Transportation

## Subtitle B. Other Regulations Relating to Transportation

## Chapter I. Pipeline and Hazardous Materials Safety Administration, Department of Transportation (Refs &amp; Annos)

## ☐ Subchapter D. Pipeline Safety

## ☐ Part 191. Transportation of Natural and Other Gas by Pipeline; Annual Reports, Incident Reports, and Safety-Related Condition Reports (Refs &amp; Annos)

## → § 191.1 Scope.

(a) This part prescribes requirements for the reporting of incidents, safety-related conditions, and annual pipeline summary data by operators of gas pipeline facilities located in the United States or Puerto Rico, including pipelines within the limits of the Outer Continental Shelf as that term is defined in the Outer Continental Shelf Lands Act (43 U.S.C. 1331).

(b) This part does not apply to--

(1) Offshore gathering of gas in State waters upstream from the outlet flange of each facility where hydrocarbons are produced or where produced hydrocarbons are first separated, dehydrated, or otherwise processed, whichever facility is farther downstream;

(2) Pipelines on the Outer Continental Shelf (OCS) that are producer-operated and cross into State waters without first connecting to a transporting operator's facility on the OCS, upstream (generally seaward) of the last valve on the last production facility on the OCS. Safety equipment protecting PHMSA-regulated pipeline segments is not excluded. Producing operators for those pipeline segments upstream of the last valve of the last production facility on the OCS may petition the Administrator, or designee, for approval to operate under

PHMSA regulations governing pipeline design, construction, operation, and maintenance under 49 CFR 190.9.

(3) Pipelines on the Outer Continental Shelf upstream of the point at which operating responsibility transfers from a producing operator to a transporting operator; or

(4) Onshore gathering of gas outside of the following areas:

(i) An area within the limits of any incorporated or unincorporated city, town, or village.

(ii) Any designated residential or commercial area such as a subdivision, business or shopping center, or community development.

## Code of Federal Regulations Currentness

## § 191.3 Definitions.

As used in this part and the PHMSA Forms referenced in this part--

**Administrator** means the Administrator, Pipeline and Hazardous Materials Safety Administration or his or her delegate

**Gas** means natural gas, flammable gas, or gas which is toxic or corrosive;

**Incident** means any of the following events:

(1) An event that involves a release of gas from a pipeline or of liquefied natural gas or gas from an LNG facility and

(i) A death, or personal injury necessitating in-patient hospitalization; or

(ii) Estimated property damage, including cost of gas lost, of the operator or others, or both, of \$50,000 or more.

(2) An event that results in an emergency shutdown of an LNG facility.

(3) An event that is significant, in the judgement of the operator, even though it did not meet the criteria of paragraphs (1) or (2).

LNG facility means a liquefied natural gas facility as defined in § 193.2007 of part 193 of this chapter;

Master Meter System means a pipeline system for distributing gas within, but not limited to, a definable area, such as a mobile home park, housing project, or apartment complex, where the operator purchases metered gas from an outside source for resale through a gas distribution pipeline system. The gas distribution pipeline system supplies the ultimate consumer who either purchases the gas directly through a meter or by other means, such as by rents;

Municipality means a city, county, or any other political subdivision of a State;

Offshore means beyond the line of ordinary low water along that portion of the coast of the United States that is in direct contact with the open seas and beyond the line marking the seaward limit of inland waters;

Operator means a person who engages in the transportation of gas;

Outer Continental Shelf means all submerged lands lying seaward and outside the area of lands beneath navigable waters as defined in Section 2 of the Submerged Lands Act (43 U.S.C. 1301) and of which the subsoil and seabed appertain to the United States and are subject to its jurisdiction and control.

Person means any individual, firm, joint venture, partnership, corporation, association, State, municipality, cooperative association, or joint stock association, and includes any trustee, receiver, assignee, or personal representative thereof;

Pipeline or Pipeline System means all parts of those physical facilities through which gas moves in transportation, including, but not limited to, pipe, valves,

and other appurtenance attached to pipe, compressor units, metering stations, regulator stations, delivery stations, holders, and fabricated assemblies.

State includes each of the several States, the District of Columbia, and the Commonwealth of Puerto Rico;

Transportation of gas means the gathering, transmission, or distribution of gas by pipeline, or the storage of gas in or affecting interstate or foreign commerce.

#### Code of Federal Regulations Currentness

#### § 191.5 Telephonic notice of certain incidents.

(a) At the earliest practicable moment following discovery, each operator shall give notice in accordance with paragraph (b) of this section of each incident as defined in § 191.3.

(b) Each notice required by paragraph (a) of this section shall be made by telephone to 800-424-8802 (in Washington, DC, 267-2675) and shall include the following information.

(1) Names of operator and person making report and their telephone numbers.

(2) The location of the incident.

(3) The time of the incident.

(4) The number of fatalities and personal injuries, if any.

(5) All other significant facts that are known by the operator that are relevant to the cause of the incident or extent of the damages.

#### Code of Federal Regulations Currentness

#### § 191.7 Addressee for written reports.

Each written report required by this part must be made to Office of Pipeline Safety, Pipeline and Haz-

ardous Materials Safety Administration, U.S. Department of Transportation, the Information Resources Manager, PHP-10, 1200 New Jersey Avenue, SE, Washington, DC 20590-0001. However, incident and annual reports for intrastate pipeline transportation subject to the jurisdiction of a State agency pursuant to a certification under section 5(a) of the Natural Gas Pipeline Safety Act of 1968 may be submitted in duplicate to that State agency if the regulations of that agency require submission of these reports and provide for further transmittal of one copy within 10 days of receipt for incident reports and not later than March 15 for annual reports to the Information Resources Manager. Safety-related condition reports required by § 191.23 for intrastate pipeline transportation must be submitted concurrently to that State agency, and if that agency acts as an agent of the Secretary with respect to interstate transmission facilities, safety-related condition reports for these facilities must be submitted concurrently to that agency.

Code of Federal Regulations Currentness

**§ 191.9 Distribution system: Incident report.**

(a) Except as provided in paragraph (c) of this section, each operator of a distribution pipeline system shall submit Department of Transportation Form RSPA F 7100.1 as soon as practicable but not more than 30 days after detection of an incident required to be reported under § 191.5.

(b) When additional relevant information is obtained after the report is submitted under paragraph (a) of this section, the operator shall make supplementary reports as deemed necessary with a clear reference by date and subject to the original report.

(c) The incident report required by this section need not be submitted with respect to master meter systems or LNG facilities.

Code of Federal Regulations Currentness

**§ 191.11 Distribution system: Annual report.**

(a) Except as provided in paragraph (b) of this section, each operator of a distribution pipeline system shall submit an annual report for that system on Department of Transportation Form RSPA F 7100.1-1. This report must be submitted each year, not later than March 15, for the preceding calendar year.

(b) The annual report required by this section need not be submitted with respect to:

- (1) Petroleum gas systems which serve fewer than 100 customers from a single source;
- (2) Master meter systems; or
- (3) LNG facilities.

Code of Federal Regulations Currentness

**§ 191.13 Distribution systems reporting transmission pipelines; transmission or gathering systems reporting distribution pipelines.**

Each operator, primarily engaged in gas distribution, who also operates gas transmission or gathering pipelines shall submit separate reports for these pipelines as required by §§ 191.15 and 191.17. Each operator, primarily engaged in gas transmission or gathering, who also operates gas distribution pipelines shall submit separate reports for these pipelines as required by §§ 191.9 and 191.11.

Code of Federal Regulations Currentness

**§ 191.15 Transmission and gathering systems: Incident report.**

(a) Except as provided in paragraph (c) of this section, each operator of a transmission or a gathering pipeline system shall submit Department of Transportation Form RSPA F 7100.2 as soon as practicable but not more than 30 days after detection of an incident

ent required to be reported under § 191.5.

(b) Where additional related information is obtained after a report is submitted under paragraph (a) of this section, the operator shall make a supplemental report as soon as practicable with a clear reference by date and subject to the original report.

(c) The incident report required by paragraph (a) of this section need not be submitted with respect to LNG facilities.

Code of Federal Regulations Currentness

**§ 191.17 Transmission and gathering systems: Annual report.**

(a) Except as provided in paragraph (b) of this section, each operator of a transmission or a gathering pipeline system shall submit an annual report for that system on Department of Transportation Form RSPA 7100.2-1. This report must be submitted each year, not later than March 15, for the preceding calendar year.

(b) The annual report required by paragraph (a) of this section need not be submitted with respect to LNG facilities.

Code of Federal Regulations Currentness

OMB CONTROL NUMBER 2137-0522	
Section of 49 CFR part 191 where identified	Form No.

191.5	Telephonic.
191.9	RSPA 7100.1
191.11	RSPA 7100.1-1
191.15	RSPA 7100.2

**§ 191.19 Report forms.**

Copies of the prescribed report forms are available without charge upon request from the address given in § 191.7. Additional copies in this prescribed format may be reproduced and used if in the same size and kind of paper. In addition, the information required by these forms may be submitted by any other means that is acceptable to the Administrator.

Code of Federal Regulations Currentness

**§ 191.21 OMB control number assigned to information collection.**

This section displays the control number assigned by the Office of Management and Budget (OMB) to the gas pipeline information collection requirements of the Office of Pipeline Safety pursuant to the Paperwork Reduction Act of 1980, Public Law 96-511. It is the intent of this section to comply with the requirements of section 3507(f) of the Paperwork Reduction Act which requires that agencies display a current control number assigned by the Director of OMB for each agency information collection requirement.

191.17

RSPA 7100.2-1.

Code of Federal Regulations Currentness

tains or processes gas or LNG that constitutes an emergency.

**§ 191.23 Reporting safety-related conditions.**

(a) Except as provided in paragraph (b) of this section, each operator shall report in accordance with § 191.25 the existence of any of the following safety-related conditions involving facilities in service:

(1) In the case of a pipeline (other than an LNG facility) that operates at a hoop stress of 20 percent or more of its specified minimum yield strength, general corrosion that has reduced the wall thickness to less than that required for the maximum allowable operating pressure, and localized corrosion pitting to a degree where leakage might result.

(2) Unintended movement or abnormal loading by environmental causes, such as an earthquake, landslide, or flood, that impairs the serviceability of a pipeline or the structural integrity or reliability of an LNG facility that contains, controls, or processes gas or LNG.

(3) Any crack or other material defect that impairs the structural integrity or reliability of an LNG facility that contains, controls, or processes gas or LNG.

(4) Any material defect or physical damage that impairs the serviceability of a pipeline that operates at a hoop stress of 20 percent or more of its specified minimum yield strength.

(5) Any malfunction or operating error that causes the pressure of a pipeline or LNG facility that contains or processes gas or LNG to rise above its maximum allowable operating pressure (or working pressure for LNG facilities) plus the build-up allowed for operation of pressure limiting or control devices.

(6) A leak in a pipeline or LNG facility that con-

(7) Inner tank leakage, ineffective insulation, or frost heave that impairs the structural integrity of an LNG storage tank.

(8) Any safety-related condition that could lead to an imminent hazard and causes (either directly or indirectly by remedial action of the operator), for purposes other than abandonment, a 20 percent or more reduction in operating pressure or shutdown of operation of a pipeline or an LNG facility that contains or processes gas or LNG.

(b) A report is not required for any safety-related condition that--

(1) Exists on a master meter system or a customer-owned service line;

(2) Is an incident or results in an incident before the deadline for filing the safety-related condition report;

(3) Exists on a pipeline (other than an LNG facility) that is more than 220 yards (200 meters) from any building intended for human occupancy or outdoor place of assembly, except that reports are required for conditions within the right-of-way of an active railroad, paved road, street, or highway; or

(4) Is corrected by repair or replacement in accordance with applicable safety standards before the deadline for filing the safety-related condition report, except that reports are required for conditions under paragraph (a)(1) of this section other than localized corrosion pitting on an effectively coated and cathodically protected pipeline.

Code of Federal Regulations Currentness

**§ 191.25 Filing safety-related condition reports.**

(a) Each report of a safety-related condition under § 191.23(a) must be filed (received by the Associate Administrator, OPS) in writing within five working days (not including Saturday, Sunday, or Federal Holidays) after the day a representative of the operator first determines that the condition exists, but not later than 10 working days after the day a representative of the operator discovers the condition. Separate conditions may be described in a single report if they are closely related. Reports may be transmitted by facsimile at (202) 366-7128.

(b) The report must be headed "Safety-Related Condition Report" and provide the following information:

- (1) Name and principal address of operator.
- (2) Date of report.
- (3) Name, job title, and business telephone number of person submitting the report.
- (4) Name, job title, and business telephone number of person who determined that the condition exists.
- (5) Date condition was discovered and date condition was first determined to exist.
- (6) Location of condition, with reference to the State (and town, city, or county) or offshore site, and as appropriate, nearest street address, offshore platform, survey station number, milepost, landmark, or name of pipeline.
- (7) Description of the condition, including circumstances leading to its discovery, any significant effects of the condition on safety, and the name of the commodity transported or stored.
- (8) The corrective action taken (including reduction of pressure or shutdown) before the report is submitted and the planned follow-up or future corrective action, including the anticipated schedule for starting and concluding such action.

#### § 191.27 Filing offshore pipeline condition reports.

(a) Each operator shall, within 60 days after completion of the inspection of all its underwater pipelines subject to § 192.612(a), report the following information:

- (1) Name and principal address of operator.
- (2) Date of report.
- (3) Name, job title, and business telephone number of person submitting the report.
- (4) Total length of pipeline inspected.
- (5) Length and date of installation of each exposed pipeline segment, and location, including, if available, the location according to the Minerals Management Service or state offshore area and block number tract.
- (6) Length and date of installation of each pipeline segment, if different from a pipeline segment identified under paragraph (a)(5) of this section, that is a hazard to navigation, and the location, including, if available, the location according to the Minerals Management Service or state offshore area and block number tract.

(b) The report shall be mailed to Office of Pipeline Safety, Pipeline and Hazardous Materials Safety Administration, Department of Transportation, Information Resources Manager, PHP-10, 1200 New Jersey Avenue SE Washington, DC 20590-0001.

END OF DOCUMENT

Code of Federal Regulations Currentness

4. 49 C.F.R. 192 (2008) as amended in 74 Fed. Reg. 2889-01 (January 16, 2009), which is incorporated by reference into Rule 25-12.005, 25-12.008, and 25-12.027.

FILED  
2009/01/27 11:04 AM  
NATIONAL ARCHIVES  
COLLEGE PARK, MARYLAND

Code of Federal Regulations Currentness  
 Title 49. Transportation  
 Subtitle B. Other Regulations Relating to Transportation  
 Chapter I. Pipeline and Hazardous Materials Safety Administration, Department of Transportation (Refs & Annos)  
 Subchapter D. Pipeline Safety  
 ◻ Part 192. Transportation of Natural and Other Gas by Pipeline: Minimum Federal Safety Standards (Refs & Annos)  
 ◻ Subpart A. General

→ § 192.1 What is the scope of this part?

(a) This part prescribes minimum safety requirements for pipeline facilities and the transportation of gas, including pipeline facilities and the transportation of gas within the limits of the outer continental shelf as that term is defined in the Outer Continental Shelf Lands Act (43 U.S.C. 1331).

(b) This part does not apply to--

(1) Offshore gathering of gas in State waters upstream from the outlet flange of each facility where hydrocarbons are produced or where produced hydrocarbons are first separated, dehydrated, or otherwise processed, whichever facility is farther downstream;

(2) Pipelines on the Outer Continental Shelf (OCS) that are producer-operated and cross into State waters without first connecting to a transporting operator's facility on the OCS, upstream (generally seaward) of the last valve on the last production facility on the OCS. Safety equipment protecting PHMSA-regulated pipeline segments is not excluded. Producing operators for those pipeline segments upstream of the last valve of the last production facility on the OCS may petition the Administrator, or designee, for approval to operate under

PHMSA regulations governing pipeline design, construction, operation, and maintenance under 49 CFR 190.9;

(3) Pipelines on the Outer Continental Shelf upstream of the point at which operating responsibility transfers from a producing operator to a transporting operator;

(4) Onshore gathering of gas--

(i) Through a pipeline that operates at less than 0 psig (0 kPa);

(ii) Through a pipeline that is not a regulated onshore gathering line (as determined in § 192.8); and

(iii) Within inlets of the Gulf of Mexico, except for the requirements in § 192.612; or

(5) Any pipeline system that transports only petroleum gas or petroleum gas/air mixtures to--

(i) Fewer than 10 customers, if no portion of the system is located in a public place; or

(ii) A single customer, if the system is located entirely on the customer's premises (no matter if a portion of the system is located in a public place).

Code of Federal Regulations Currentness

§ 192.3 Definitions.

As used in this part:

Abandoned means permanently removed from service.

Administrator means the Administrator, Pipeline and Hazardous Materials Safety Administration or his or her delegate.

Customer meter means the meter that measures the transfer of gas from an operator to a consumer.



Distribution line means a pipeline other than a gathering or transmission line.

Exposed underwater pipeline means an underwater pipeline where the top of the pipe protrudes above the underwater natural bottom (as determined by recognized and generally accepted practices) in waters less than 15 feet (4.6 meters) deep, as measured from mean low water.

Gas means natural gas, flammable gas, or gas which is toxic or corrosive.

Gathering line means a pipeline that transports gas from a current production facility to a transmission line or main.

Gulf of Mexico and its inlets means the waters from the mean high water mark of the coast of the Gulf of Mexico and its inlets open to the sea (excluding rivers, tidal marshes, lakes, and canals) seaward to include the territorial sea and Outer Continental Shelf to a depth of 15 feet (4.6 meters), as measured from the mean low water.

Hazard to navigation means, for the purposes of this part, a pipeline where the top of the pipe is less than 12 inches (305 millimeters) below the underwater natural bottom (as determined by recognized and generally accepted practices) in waters less than 15 feet (4.6 meters) deep, as measured from the mean low water.

High-pressure distribution system means a distribution system in which the gas pressure in the main is higher than the pressure provided to the customer.

Line section means a continuous run of transmission line between adjacent compressor stations, between a compressor station and storage facilities, between a compressor station and a block valve, or between adjacent block valves.

Listed specification means a specification listed in section I of appendix B of this part.

Low-pressure distribution system means a distribution

system in which the gas pressure in the main is substantially the same as the pressure provided to the customer.

Main means a distribution line that serves as a common source of supply for more than one service line.

Maximum actual operating pressure means the maximum pressure that occurs during normal operations over a period of 1 year.

Maximum allowable operating pressure (MAOP) means the maximum pressure at which a pipeline or segment of a pipeline may be operated under this part.

Municipality means a city, county, or any other political subdivision of a State.

Offshore means beyond the line of ordinary low water along that portion of the coast of the United States that is in direct contact with the open seas and beyond the line marking the seaward limit of inland waters.

Operator means a person who engages in the transportation of gas.

Outer Continental Shelf means all submerged lands lying seaward and outside the area of lands beneath navigable waters as defined in Section 2 of the Submerged Lands Act (43 U.S.C. 1301) and of which the subsoil and seabed appertain to the United States and are subject to its jurisdiction and control.

Person means any individual, firm, joint venture, partnership, corporation, association, State, municipality, cooperative association, or joint stock association, and including any trustee, receiver, assignee, or personal representative thereof.

Petroleum gas means propane, propylene, butane, (normal butane or isobutanes), and butylene (including isomers), or mixtures composed predominantly of these gases, having a vapor pressure not exceeding 208 psi (1434 kPa) gage at 100degrees F (38degrees C).

Pipe means any pipe or tubing used in the transporta-

tion of gas, including pipe-type holders.

Pipeline means all parts of those physical facilities through which gas moves in transportation, including pipe, valves, and other appurtenance attached to pipe, compressor units, metering stations, regulator stations, delivery stations, holders, and fabricated assemblies.

Pipeline facility means new and existing pipelines, rights-of-way, and any equipment, facility, or building used in the transportation of gas or in the treatment of gas during the course of transportation.

Service line means a distribution line that transports gas from a common source of supply to an individual customer, to two adjacent or adjoining residential or small commercial customers, or to multiple residential or small commercial customers served through a meter header or manifold. A service line ends at the outlet of the customer meter or at the connection to a customer's piping, whichever is further downstream, or at the connection to customer piping if there is no meter.

Service regulator means the device on a service line that controls the pressure of gas delivered from a higher pressure to the pressure provided to the customer. A service regulator may serve one customer or multiple customers through a meter header or manifold.

SMYS means specified minimum yield strength is:

(1) For steel pipe manufactured in accordance with a listed specification, the yield strength specified as a minimum in that specification; or

(2) For steel pipe manufactured in accordance with an unknown or unlisted specification, the yield strength determined in accordance with § 192.107(b).

State means each of the several States, the District of Columbia, and the Commonwealth of Puerto Rico.

Transmission line means a pipeline, other than a gathering line, that: (1) Transports gas from a gathering

line or storage facility to a distribution center, storage facility, or large volume customer that is not downstream from a distribution center; (2) operates at a hoop stress of 20 percent or more of SMYS; or (3) transports gas within a storage field.

Note: A large volume customer may receive similar volumes of gas as a distribution center, and includes factories, power plants, and institutional users of gas.

Transportation of gas means the gathering, transmission, or distribution of gas by pipeline or the storage of gas, in or affecting interstate or foreign commerce.

## Code of Federal Regulations Currentness

### § 192.5 Class locations.

(a) This section classifies pipeline locations for purposes of this part. The following criteria apply to classifications under this section.

(1) A "class location unit" is an onshore area that extends 220 yards (200 meters) on either side of the centerline of any continuous 1-mile (1.6 kilometers) length of pipeline.

(2) Each separate dwelling unit in a multiple dwelling unit building is counted as a separate building intended for human occupancy.

(b) Except as provided in paragraph (c) of this section, pipeline locations are classified as follows:

(1) A Class 1 location is:

(i) An offshore area; or

(ii) Any class location unit that has 10 or fewer buildings intended for human occupancy.

(2) A Class 2 location is any class location unit that has more than 10 but fewer than 46 buildings intended for human occupancy.

(3) A Class 3 location is:

(i) Any class location unit that has 46 or more buildings intended for human occupancy; or

(ii) An area where the pipeline lies within 100 yards (91 meters) of either a building or a small, well-defined outside area (such as a playground, recreation area, outdoor theater, or other place of public assembly) that is occupied by 20 or more persons on at least 5 days a week for 10 weeks in any 12-month period. (The days and weeks need not be consecutive.)

(4) A Class 4 location is any class location unit where buildings with four or more stories above ground are prevalent.

(c) The length of Class locations 2, 3, and 4 may be adjusted as follows:

(1) A Class 4 location ends 220 yards (200 meters) from the nearest building with four or more stories above ground.

(2) When a cluster of buildings intended for human occupancy requires a Class 2 or 3 location, the class location ends 220 yards (200 meters) from the nearest building in the cluster.

#### Code of Federal Regulations Currentness

#### § 192.7 What documents are incorporated by reference partly or wholly in this part?

(a) Any documents or portions thereof incorporated by reference in this part are included in this part as though set out in full. When only a portion of a document is referenced, the remainder is not incorporated in this part.

(b) All incorporated materials are available for inspection in the Office of Pipeline Safety, Pipeline and Hazardous Materials Safety Administration, 1200 New Jersey Avenue, SE, Washington, DC 20590-0001 or at the National Archives and Records Administration (NARA). For information on the availability of this material at NARA, call

202-741-6030 or go to: [http://www.archives.gov/federal\\_register/code\\_of\\_federal\\_regulations/ibr\\_locations.html](http://www.archives.gov/federal_register/code_of_federal_regulations/ibr_locations.html). These materials have been approved for incorporation by reference by the Director of the Federal Register in accordance with 5 U.S.C. 552(a) and 1 CFR part 51. In addition, the incorporated materials are available from the respective organizations listed in paragraph (c)(1) of this section.

(c) The full titles of documents incorporated by reference, in whole or in part, are provided herein. The numbers in parentheses indicate applicable editions. For each incorporated document, citations of all affected sections are provided. Earlier editions of currently listed documents or editions of documents listed in previous editions of 49 CFR part 192 may be used for materials and components designed, manufactured, or installed in accordance with these earlier documents at the time they were listed. The user must refer to the appropriate previous edition of 49 CFR part 192 for a listing of the earlier listed editions or documents.

#### (1) Incorporated by reference (IBR).

##### List of Organizations and Addresses:

A. Pipeline Research Council International, Inc. (PRCI), c/o Technical Toolboxes, 3801 Kirby Drive, Suite 520, Houston, TX 77098.

B. American Petroleum Institute (API), 1220 L Street, NW., Washington, DC 20005.

C. American Society for Testing and Materials (ASTM), 100 Barr Harbor Drive, West Conshohocken, PA 19428.

D. ASME International (ASME), Three Park Avenue, New York, NY 10016-5990.

E. Manufacturers Standardization Society of the Valve and Fittings Industry, Inc. (MSS), 127 Park Street, NE., Vienna, VA 22180.

F. National Fire Protection Association (NFPA), 1

Batterymarch Park, P.O. Box 9101, Quincy, MA  
02269-9101.

I. Gas Technology Institute (GTI), 1700 South  
Mount Prospect Road, Des Plaines, IL 60018.

G. Plastics Pipe Institute, Inc. (PPI), 1825 Con-  
necticut Avenue, NW., Suite 680, Washington, DC  
20009.

(2) Documents incorporated by reference.

H. NACE International (NACE), 1440 South Creek  
Drive, Houston, TX 77084.

Source and name of referenced material	49 CFR reference
<b>A. Pipeline Research Council International (PRCI):</b>	
(1) AGA Pipeline Research Committee, Project PR-3-805, "A Modified Criterion for Evaluating the Remaining Strength of Corroded Pipe," (December 22, 1989). The RSTRENG program may be used for calculating remaining strength	§§ 192.933(a); 192.485(c).
<b>B. American Petroleum Institute (API):</b>	
(1) ANSI/API Specification 5L/ISO 3183 "Specification for Line Pipe" (43rd edition and errata, 2004, and 44th edition, 2007)	§§ 192.55(e); 192.112; 192.113; Item I of Appendix B.
(2) API Recommended Practice 5L1 "Recommended Practice for Railroad Transportation of Line Pipe," (6th edition, 2002)	§ 192.65(a).
(3) API Specification 6D "Pipeline Valves," (22nd edition, January 2002)	§ 192.145(a).
(4) API Recommended Practice 80, "Guidelines for the Definition of On-shore Gas Gathering Lines," (1st edition, April 2000)	§ 192.8(a); 192.8(a)(1); 192.8(a)(2); 192.8(a)(3); 192.8(a)(4).
(5) API 1104 "Welding of Pipelines and Related Facilities" (19th edition 1999, including errata October 31, 2001; and 20th edition 2007, including errata 2008)	§§ 192.227(a); 192.229(c)(1); 192.241(c); Item II, and Appendix B.
(6) API Recommended Practice 1162 "Public Awareness Programs for Pipeline Operators," (1st edition, December 2003)	§§ 192.616(a); 192.616(b); 192.616(c).
<b>C. American Society for Testing and Materials (ASTM):</b>	

- |      |   |   |
|------|---|---|
| (1)  | ASTM A53/A53M-04a (2004) "Standard Specification for Pipe, Steel, Black and Hot-Dipped, Zinc-Coated, Welded and Seamless."  | §§ 192.113; Item I, Appendix B.                                     |
| (2)  | ASTM A106/A106M-04b (2004) "Standard Specification for Seamless Carbon Steel Pipe for High-Temperature Service."  | §§ 192.113; Item I, Appendix B.                                     |
| (3)  | ASTM A333/A333M-05 (2005) "Standard Specification for Seamless and Welded Steel Pipe for Low-Temperature Service."  | §§ 192.113; Item I, Appendix B.                                     |
| (4)  | ASTM A372/A372M-03 (2003) "Standard Specification for Carbon and Alloy Steel Forgings for Thin-Walled Pressure Vessels."  | § 192.177(b)(1).  |
| (5)  | ASTM A381-96 (Reapproved 2001) "Standard Specification for Metal-Arc Welded Steel Pipe for Use With High-Pressure Transmission Systems."                                      | §§ 192.113; Item I, Appendix B.                                     |
| (6)  | ASTM Designation: A 578/A578M-96 (Re-approved 2001) "Standard Specification for Straight-Beam Ultrasonic Examination of Plain and Clad Steel Plates for Special Applications" | §§ 192.112(c)(2)(iii).  |
| (7)  | ASTM A671-04 (2004) "Standard Specification for Electric-Fusion-Welded Steel Pipe for Atmospheric and Lower Temperatures."  | §§ 192.113; Item I, Appendix B.                                     |
| (8)  | ASTM A672-96 (Reapproved 2001) "Standard Specification for Electric-Fusion-Welded Steel Pipe for High-Pressure Service at Moderate Temperatures."                             | §§ 192.113; Item I, Appendix B.                                     |
| (9)  | ASTM A691-98 (Reapproved 2002) "Standard Specification for Carbon and Alloy Steel Pipe, Electric-Fusion-Welded for High-Pressure Service at High Temperatures."               | §§ 192.113; Item I, Appendix B.                                     |
| (10) | ASTM D638-03 "Standard Test Method for Tensile Properties of Plastics."   | §§ 192.283(a)(3); 192.283(b)(1).                                    |
| (11) | ASTM D2513-87 "Standard Specification for Thermoplastic Gas Pressure Pipe, Tubing, and Fittings."   | § 192.63(a)(1).   |
| (12) | ASTM D2513-99 "Standard Specification for Thermoplastic Gas Pressure Pipe, Tubing, and Fittings."   | §§ 192.191(b); 192.281(b)(2); 192.283(a)(1)(i); Item I, Appendix B. |
| (13) | ASTM D2517-00 "Standard Specification for Reinforced Epoxy Resin  | §§ 192.191(a); 192.281(d)(1);                                       |

- ) Gas Pressure Pipe and Fittings.” 192.283(a)(1)(ii); Item I, Appendix B.
- (14 ) ASTM F1055-1998 “Standard Specification for Electrofusion Type Polyethylene Fittings for Outside Diameter Controller Polyethylene Pipe and Tubing.” § 192.283(a)(1)(iii).
- D. ASME International (ASME):
- (1) ASME B16.1-1998 “Cast Iron Pipe Flanges and Flanged Fittings.” § 192.147(c).
- (2) ASME B16.5-2003 (October 2004) “Pipe Flanges and Flanged Fittings.” §§ 192.147(a); 192.279.
- (3) ASME B31G-1991 (Reaffirmed, 2004) “Manual for Determining the Remaining Strength of Corroded Pipelines.” §§ 192.485(c); 192.933(a).
- (4) ASME B31.8-2003 (February 2004) “Gas Transmission and Distribution Piping Systems.” § 192.619(a)(1)(i).
- (5) ASME B31.8S-2004 “Supplement to B31.8 on Managing System Integrity of Gas Pipelines.” §§ 192.903(c); 192.907(b); 192.911, Introductory text; 192.911(i); 192.911(k); 192.911(l); 192.911(m); 192.913(a) Introductory text; 192.913(b)(1); 192.917(a) Introductory text; 192.917(b); 192.917(c); 192.917(e)(1); 192.917(e)(4); 192.921(a)(1); 192.923(b)(2); 192.923(b)(3); 192.925(b) Introductory text; 192.925(b)(1); 192.925(b)(2); 192.925(b)(3); 192.925(b)(4); 192.927(b); 192.927(c)(1)(i); 192.929(b)(1); 192.929(b)(2); 192.933(a); 192.933(d)(1); 192.933(d)(1)(i); 192.935(a); 192.935(b)(1)(iv); 192.937(c)(1); 192.939(a)(1)(i); 192.939(a)(1)(ii); 192.939(a)(3); 192.945(a).
- (6) ASME Boiler and Pressure Vessel Code, Section I, “Rules for Con- § 192.153(a).

- struction of Power Boilers,” (2004 edition, including addenda through July 1, 2005)
- (7) ASME Boiler and Pressure Vessel Code, Section VIII, Division 1, “Rules for Construction of Pressure Vessels,” (2004 edition, including addenda through July 1, 2005) §§ 192.153(a); 192.153(b); 192.153(d); 192.165(b)(3).
- (8) ASME Boiler and Pressure Vessel Code, Section VIII, Division 2, “Rules for Construction of Pressure Vessels--Alternative Rules,” (2004 edition, including addenda through July 1, 2005) §§ 192.153(b); 192.165(b)(3).
- (9) ASME Boiler and Pressure Vessel Code, Section IX, “Welding and Brazing Qualifications,” (2004 edition, including addenda through July 1, 2005) §§ 192.227(a); Item II, Appendix B.
- E. Manufacturers Standardization Society of the Valve and Fittings Industry, Inc. (MSS):
- (1) MSS SP-44-1996 (Reaffirmed; 2001) “Steel Pipe Line Flanges.” § 192.147(a).
- (2) [Reserved]
- F. National Fire Protection Association (NFPA):
- (1) NFPA 30 (2003) “Flammable and Combustible Liquids Code.” § 192.735(b).
- (2) NFPA 58 (2004) “Liquefied Petroleum Gas Code (LP-Gas Code).” § 192.11(a); 192.11(b); 192.11(c).
- (3) NFPA 59 (2004) “Utility LP-Gas Plant Code.” §§ 192.11(a); 192.11(b); 192.11(c).
- (4) NFPA 70 (2005) “National Electrical Code.” §§ 192.163(e); 192.189(c).
- G. *Plastics Pipe Institute, Inc. (PPI)*:
- (1) PPI TR-3/2004 (2004) “Policies and Procedures for Developing Hydrostatic Design Basis (HDB), Pressure Design Basis (PDB), Strength Design Basis (SDB), and Minimum Required Strength (MRS) Ratings for Thermoplastic Piping Materials or Pipe.” § 192.121.
- H. NACE International (NACE):

- (1) NACE Standard RP0502-2002 "Pipeline External Corrosion Direct Assessment Methodology."

§§ 192.923(b)(1); 192.925(b) Introductory text; 192.925(b)(1); 192.925(b)(1)(ii); 192.925(b)(2) Introductory text; 192.925(b)(3) Introductory text; 192.925(b)(3)(ii); 192.925(b)(iv); 192.925(b)(4) Introductory text; 192.925(b)(4)(ii); 192.931(d); 192.935(b)(1)(iv); 192.939(a)(2).

I. Gas Technology Institute (GTI):

- (1) GRI 02/0057 (2002) "Internal Corrosion Direct Assessment of Gas Transmission Pipelines Methodology."

§ 192.927(c)(2).

Code of Federal Regulations Currentness

**§ 192.8 How are onshore gathering lines and regulated onshore gathering lines determined?**

(a) An operator must use API RP 80 (incorporated by reference, see § 192.7), to determine if an onshore pipeline (or part of a connected series of pipelines) is an onshore gathering line. The determination is subject to the limitations listed below. After making this determination, an operator must determine if the onshore gathering line is a regulated onshore gathering line under paragraph (b) of this section.

(1) The beginning of gathering, under section 2.2(a)(1) of API RP 80, may not extend beyond the furthestmost downstream point in a production operation as defined in section 2.3 of API RP 80. This furthestmost downstream point does not include equipment that can be used in either production or transportation, such as separators or dehydrators, unless that equipment is involved in the processes of "production and preparation for transportation or delivery of hydrocarbon gas" within the meaning of "production operation."

(2) The endpoint of gathering, under section 2.2(a)(1)(A) of API RP 80, may not extend beyond the first downstream natural gas processing plant, unless the operator can demonstrate, using sound

engineering principles, that gathering extends to a further downstream plant.

(3) If the endpoint of gathering, under section 2.2(a)(1)(C) of API RP 80, is determined by the commingling of gas from separate production fields, the fields may not be more than 50 miles from each other, unless the Administrator finds a longer separation distance is justified in a particular case (see 49 CFR § 190.9).

(4) The endpoint of gathering, under section 2.2(a)(1)(D) of API RP 80, may not extend beyond the furthestmost downstream compressor used to increase gathering line pressure for delivery to another pipeline.

(b) For purposes of § 192.9, "regulated onshore gathering line" means:

(1) Each onshore gathering line (or segment of onshore gathering line) with a feature described in the second column that lies in an area described in the third column; and

(2) As applicable, additional lengths of line described in the fourth column to provide a safety buffer:



Type	Feature	Area	Safety buffer
A	<p>--Metallic and the MAOP produces a hoop stress of 20 percent or more of SMYS. If the stress level is unknown, an operator must determine the stress level according to the applicable provisions in subpart C of this part</p> <p>--Non-metallic and the MAOP is more than 125 psig (862 kPa)</p>	Class 2, 3, or 4 location (see § 192.5)	None.
B	<p>--Metallic and the MAOP produces a hoop stress of less than 20 percent of SMYS. If the stress level is unknown, an operator must determine the stress level according to the applicable provisions in subpart C of this part</p> <p>--Non-metallic and the MAOP is 125 psig (862 kPa) or less</p>	<p>Area 1. Class 3 or 4 location</p> <p>Area 2. An area within a Class 2 location the operator determines by using any of the following three methods:</p> <p>(a) A Class 2 location.</p> <p>(b) An area extending 150 feet (45.7 m) on each side of the centerline of any continuous 1 mile (1.6 km) of pipeline and including more than 10 but fewer than 46 dwellings.</p>	<p>If the gathering line is in Area 2(b) or 2(c), the additional lengths of line extend upstream and downstream from the area to a point where the line is at least 150 feet (45.7 m) from the nearest dwelling in the area. However, if a cluster of dwellings in Area 2 (b) or 2(c) qualifies a line as Type B, the Type B classification ends 150 feet (45.7 m) from the nearest dwelling in the cluster.</p>
		<p>(c) An area extending 150 feet (45.7 m) on each side of the centerline of any continuous 1000 feet (305 m) of pipeline and including 5 or more dwellings.</p>	

Code of Federal Regulations Currentness

§ 192.9 What requirements apply to gathering lines?

(a) Requirements. An operator of a gathering line must follow the safety requirements of this part as prescribed by this section.

(b) Offshore lines. An operator of an offshore gathering line must comply with requirements of this part applicable to transmission lines, except the requirements in § 192.150 and in subpart O of this part.

(c) Type A lines. An operator of a Type A regulated onshore gathering line must comply with the requirements of this part applicable to transmission lines, except the requirements in § 192.150 and in subpart O of this part. However, an operator of a Type A regulated onshore gathering line in a Class 2 location may demonstrate compliance with subpart N by describing the processes it uses to determine the qualification of persons performing operations and maintenance tasks.

(d) Type B lines. An operator of a Type B regulated onshore gathering line must comply with the following requirements:

(1) If a line is new, replaced, relocated, or otherwise changed, the design, installation, construction, initial inspection, and initial testing must be in accordance with requirements of this part applicable to transmission lines;

(2) If the pipeline is metallic, control corrosion according to requirements of subpart I of this part ap-

plicable to transmission lines;

(3) Carry out a damage prevention program under § 192.614;

(4) Establish a public education program under § 192.616;

(5) Establish the MAOP of the line under § 192.619; and

(6) Install and maintain line markers according to the requirements for transmission lines in § 192.707.

(e) Compliance deadlines. An operator of a regulated onshore gathering line must comply with the following deadlines, as applicable.

(1) An operator of a new, replaced, relocated, or otherwise changed line must be in compliance with the applicable requirements of this section by the date the line goes into service, unless an exception in § 192.13 applies.

(2) If a regulated onshore gathering line existing on April 14, 2006 was not previously subject to this part, an operator has until the date stated in the second column to comply with the applicable requirement for the line listed in the first column, unless the Administrator finds a later deadline is justified in a particular case:

Requirement	Compliance deadline
Control corrosion according to Subpart I requirements for transmission lines	April 15, 2009.
Carry out a damage prevention program under § 192.614	October 15, 2007.
Establish MAOP under § 192.619	October 15, 2007.

Install and maintain line markers under § 192.707 April 15, 2008.

Establish a public education program under § 192.616 April 15, 2008.

Other provisions of this part as required by paragraph (c) of this section for Type A lines April 15, 2009.

(3) If, after April 14, 2006, a change in class location or increase in dwelling density causes an onshore gathering line to be a regulated onshore gathering line, the operator has 1 year for Type B lines and 2 years for Type A lines after the line becomes a regulated onshore gathering line to comply with this section.

Code of Federal Regulations Currentness

§ 192.11 Petroleum gas systems.

(a) Each plant that supplies petroleum gas by pipeline to a natural gas distribution system must meet the requirements of this part and ANSI/NFPA 58 and 59.

(b) Each pipeline system subject to this part that transports only petroleum gas or petroleum gas/air mixtures must meet the requirements of this part and of ANSI/NFPA 58 and 59.

(c) In the event of a conflict between this part and ANSI/NFPA 58 and 59, ANSI/NFPA 58 and 59 prevail.

Code of Federal Regulations Currentness

§ 192.10 Outer continental shelf pipelines.

Operators of transportation pipelines on the Outer Continental Shelf (as defined in the Outer Continental Shelf Lands Act; 43 U.S.C. 1331) must identify on all their respective pipelines the specific points at which operating responsibility transfers to a producing operator. For those instances in which the transfer points are not identifiable by a durable marking, each operator will have until September 15, 1998 to identify the transfer points. If it is not practicable to durably mark a transfer point and the transfer point is located above water, the operator must depict the transfer point on a schematic located near the transfer point. If a transfer point is located subsea, then the operator must identify the transfer point on a schematic which must be maintained at the nearest upstream facility and provided to PHMSA upon request. For those cases in which adjoining operators have not agreed on a transfer point by September 15, 1998 the Regional Director and the MMS Regional Supervisor will make a joint determination of the transfer point.

Code of Federal Regulations Currentness

§ 192.13 What general requirements apply to pipelines regulated under this part?

(a) No person may operate a segment of pipeline listed in the first column that is readied for service after the date in the second column, unless:

(1) The pipeline has been designed, installed, constructed, initially inspected, and initially tested in accordance with this part; or

(2) The pipeline qualifies for use under this part according to the requirements in § 192.14.

Pipeline	Date
Offshore gathering line	July 31, 1977.
Regulated onshore gathering line to which this part did not apply until April 14, 2006	March 15 2007.
All other pipelines	March 12, 1971.
(b) No person may operate a segment of pipeline listed in the first column that is replaced, relocated, or otherwise changed after the date in the second column, unless the replacement, relocation or change	has been made according to the requirements in this part.

Pipeline	Date
Offshore gathering line	July 31, 1977.
Regulated onshore gathering line to which this part did not apply until April 14, 2006	March 15, 2007.
All other pipelines	November 12, 1970.
(c) Each operator shall maintain, modify as appropriate, and follow the plans, procedures, and programs that it is required to establish under this part.	(2) The pipeline right-of-way, all aboveground segments of the pipeline, and appropriately selected underground segments must be visually inspected for physical defects and operating conditions which reasonably could be expected to impair the strength or tightness of the pipeline.

Code of Federal Regulations Currentness

§ 192.14 Conversion to service subject to this part.

(a) A steel pipeline previously used in service not subject to this part qualifies for use under this part if the operator prepares and follows a written procedure to carry out the following requirements:

(1) The design, construction, operation, and maintenance history of the pipeline must be reviewed and, where sufficient historical records are not available, appropriate tests must be performed to determine if the pipeline is in a satisfactory condition for safe operation.

(3) All known unsafe defects and conditions must be corrected in accordance with this part.

(4) The pipeline must be tested in accordance with Subpart J of this part to substantiate the maximum allowable operating pressure permitted by Subpart L of this part.

(b) Each operator must keep for the life of the pipeline a record of the investigations, tests, repairs, replacements, and alterations made under the requirements of paragraph (a) of this section.

Code of Federal Regulations Currentness

§ 192.15 Rules of regulatory construction.

(a) As used in this part:

Includes means including but not limited to.

May means "is permitted to" or "is authorized to".

May not means "is not permitted to" or "is not authorized to".

Shall is used in the mandatory and imperative sense.

(b) In this part:

(1) Words importing the singular include the plural;

(2) Words importing the plural include the singular; and

(3) Words importing the masculine gender include the feminine.

Code of Federal Regulations Currentness

§ 192.16 Customer notification.

(a) This section applies to each operator of a service line who does not maintain the customer's buried piping up to entry of the first building downstream, or, if the customer's buried piping does not enter a building, up to the principal gas utilization equipment or the first fence (or wall) that surrounds that equipment. For the purpose of this section, "customer's buried piping" does not include branch lines that serve yard lanterns, pool heaters, or other types of secondary equipment. Also, "maintain" means monitor for corrosion according to § 192.465 if the customer's buried piping is metallic, survey for leaks according to § 192.723, and if an unsafe condition is found, shut off the flow of gas, advise the customer of the need to repair the unsafe condition, or repair the unsafe condition.

(b) Each operator shall notify each customer once in writing of the following information:

(1) The operator does not maintain the customer's buried piping.

(2) If the customer's buried piping is not maintained, it may be subject to the potential hazards of corrosion and leakage.

(3) Buried gas piping should be--

(i) Periodically inspected for leaks;

(ii) Periodically inspected for corrosion if the piping is metallic; and

(iii) Repaired if any unsafe condition is discovered.

(4) When excavating near buried gas piping, the piping should be located in advance, and the excavation done by hand.

(5) The operator (if applicable), plumbing contractors, and heating contractors can assist in locating, inspecting, and repairing the customer's buried piping.

(c) Each operator shall notify each customer not later than August 14, 1996, or 90 days after the customer first receives gas at a particular location, whichever is later. However, operators of master meter systems may continuously post a general notice in a prominent location frequented by customers.

(d) Each operator must make the following records available for inspection by the Administrator or a State agency participating under 49 U.S.C. 60105 or 60106:

(1) A copy of the notice currently in use; and

(2) Evidence that notices have been sent to customers within the previous 3 years.

Code of Federal Regulations Currentness

§ 192.51 Scope.

This subpart prescribes minimum requirements for

the selection and qualification of pipe and components for use in pipelines.

Code of Federal Regulations Currentness

§ 192.53 General.

Materials for pipe and components must be:

- (a) Able to maintain the structural integrity of the pipeline under temperature and other environmental conditions that may be anticipated;
- (b) Chemically compatible with any gas that they transport and with any other material in the pipeline with which they are in contact; and
- (c) Qualified in accordance with the applicable requirements of this subpart.

Code of Federal Regulations Currentness

§ 192.55 Steel pipe.

- (a) New steel pipe is qualified for use under this part if:
  - (1) It was manufactured in accordance with a listed specification;
  - (2) It meets the requirements of--
    - (i) Section II of Appendix B to this part; or
    - (ii) If it was manufactured before November 12, 1970, either section II or III of Appendix B to this part; or
    - (3) It is used in accordance with paragraph (c) or (d) of this section.
- (b) Used steel pipe is qualified for use under this part if:
  - (1) It was manufactured in accordance with a listed specification and it meets the requirements of para-

graph II-C of Appendix B to this part;

(2) It meets the requirements of:

(i) Section II of Appendix B to this part; or

(ii) If it was manufactured before November 12, 1970, either section II or III of Appendix B to this part;

(3) It has been used in an existing line of the same or higher pressure and meets the requirements of paragraph II-C of Appendix B to this part; or

(4) It is used in accordance with paragraph (c) of this section.

(c) New or used steel pipe may be used at a pressure resulting in a hoop stress of less than 6,000 p.s.i. (41 MPa) where no close coiling or close bending is to be done, if visual examination indicates that the pipe is in good condition and that it is free of split seams and other defects that would cause leakage. If it is to be welded, steel pipe that has not been manufactured to a listed specification must also pass the weldability tests prescribed in paragraph II-B of Appendix B to this part.

(d) Steel pipe that has not been previously used may be used as replacement pipe in a segment of pipeline if it has been manufactured prior to November 12, 1970, in accordance with the same specification as the pipe used in constructing that segment of pipeline.

(e) New steel pipe that has been cold expanded must comply with the mandatory provisions of API Specification 5L.

Code of Federal Regulations Currentness

§ 192.57 [Reserved]

Code of Federal Regulations Currentness

§ 192.59 Plastic pipe.

(a) New plastic pipe is qualified for use under this part if:

- (1) It is manufactured in accordance with a listed specification; and
- (2) It is resistant to chemicals with which contact may be anticipated.

(b) Used plastic pipe is qualified for use under this part if:

- (1) It was manufactured in accordance with a listed specification;
- (2) It is resistant to chemicals with which contact may be anticipated;
- (3) It has been used only in natural gas service;
- (4) Its dimensions are still within the tolerances of the specification to which it was manufactured; and
- (5) It is free of visible defects.

(c) For the purpose of paragraphs (a)(1) and (b)(1) of this section, where pipe of a diameter included in a listed specification is impractical to use, pipe of a diameter between the sizes included in a listed specification may be used if it:

- (1) Meets the strength and design criteria required of pipe included in that listed specification; and
- (2) Is manufactured from plastic compounds which meet the criteria for material required of pipe included in that listed specification.

Code of Federal Regulations Currentness

§ 192.61 [Reserved]

Code of Federal Regulations Currentness

§ 192.63 Marking of materials.

(a) Except as provided in paragraph (d) of this sec-

tion, each valve, fitting, length of pipe, and other component must be marked--

- (1) As prescribed in the specification or standard to which it was manufactured, except that thermo-plastic fittings must be marked in accordance with ASTM D 2513; or
- (2) To indicate size, material, manufacturer, pressure rating, and temperature rating, and as appropriate, type, grade, and model.

(b) Surfaces of pipe and components that are subject to stress from internal pressure may not be field die stamped.

(c) If any item is marked by die stamping, the die must have blunt or rounded edges that will minimize stress concentrations.

(d) Paragraph (a) of this section does not apply to items manufactured before November 12, 1970, that meet all of the following:

- (1) The item is identifiable as to type, manufacturer, and model.
- (2) Specifications or standards giving pressure, temperature, and other appropriate criteria for the use of items are readily available.

Code of Federal Regulations Currentness

§ 192.65 Transportation of pipe.

In a pipeline to be operated at a hoop stress of 20 percent or more of SMYS, an operator may not use pipe having an outer diameter to wall thickness ratio of 70 to 1, or more, that is transported by railroad unless:

- (a) The transportation is performed in accordance with API RP 5L1.
- (b) In the case of pipe transported before November 12, 1970, the pipe is tested in accordance with Subpart J of this part to at least 1.25 times the maximum

allowable operating pressure if it is to be installed in a class 1 location and to at least 1.5 times the maximum allowable operating pressure if it is to be installed in a class 2, 3, or 4 location. Notwithstanding any shorter time period permitted under Subpart J of this part, the test pressure must be maintained for at least 8 hours.

Code of Federal Regulations Currentness

**§ 192.101 Scope.**

This subpart prescribes the minimum requirements for the design of pipe.

Code of Federal Regulations Currentness

**§ 192.103 General.**

Pipe must be designed with sufficient wall thickness, or must be installed with adequate protection, to withstand anticipated external pressures and loads that will be imposed on the pipe after installation.

Code of Federal Regulations Currentness

**§ 192.105 Design formula for steel pipe.**

(a) The design pressure for steel pipe is determined in accordance with the following formula:

$$P=(2 St/D) xFxExT$$

P=Design pressure in pounds per square inch (kPa) gauge.

S=Yield strength in pounds per square inch (kPa) determined in accordance with § 192.107.

D=Nominal outside diameter of the pipe in inches (millimeters).

t=Nominal wall thickness of the pipe in inches (millimeters). If this is unknown, it is determined in

accordance with § 192.109. Additional wall thickness required for concurrent external loads in accordance with § 192.103 may not be included in computing design pressure.

F=Design factor determined in accordance with § 192.111.

E=Longitudinal joint factor determined in accordance with § 192.113.

T=Temperature derating factor determined in accordance with § 192.115.

(b) If steel pipe that has been subjected to cold expansion to meet the SMYS is subsequently heated, other than by welding or stress relieving as a part of welding, the design pressure is limited to 75 percent of the pressure determined under paragraph (a) of this section if the temperature of the pipe exceeds 900 degrees F (482 degrees C) at any time or is held above 600 degrees F (316 degrees C) for more than 1 hour.

Code of Federal Regulations Currentness

**§ 192.107 Yield strength (S) for steel pipe.**

(a) For pipe that is manufactured in accordance with a specification listed in section I of appendix B of this part, the yield strength to be used in the design formula in § 192.105 is the SMYS stated in the listed specification, if that value is known.

(b) For pipe that is manufactured in accordance with a specification not listed in section I of appendix B to this part or whose specification or tensile properties are unknown, the yield strength to be used in the design formula in § 192.105 is one of the following:

(1) If the pipe is tensile tested in accordance with section 11-D of appendix B to this part, the lower of the following:

(i) 80 percent of the average yield strength determined by the tensile tests.



(ii) The lowest yield strength determined by the tensile tests.

(2) If the pipe is not tensile tested as provided in paragraph (b)(1) of this section, 24,000 p.s.i. (165 MPa).

Code of Federal Regulations Currentness

§ 192.109 Nominal wall thickness (t) for steel pipe.

(a) If the nominal wall thickness for steel pipe is not known, it is determined by measuring the thickness of each piece of pipe at quarter points on one end.

(b) However, if the pipe is of uniform grade, size, and thickness and there are more than 10 lengths, only 10 percent of the individual lengths, but not less than 10 lengths, need be measured. The thickness of the lengths that are not measured must be verified by applying a gauge set to the minimum thickness found by the measurement. The nominal wall thickness to be

used in the design formula in § 192.105 is the next wall thickness found in commercial specifications that is below the average of all the measurements taken. However, the nominal wall thickness used may not be more than 1.14 times the smallest measurement taken on pipe less than 20 inches (508 millimeters) in outside diameter, nor more than 1.11 times the smallest measurement taken on pipe 20 inches (508 millimeters) or more in outside diameter.

Code of Federal Regulations Currentness

§ 192.111 Design factor (F) for steel pipe.

(a) Except as otherwise provided in paragraphs (b), (c), and (d) of this section, the design factor to be used in the design formula in § 192.105 is determined in accordance with the following table:

Class location	Design factor (F)
1	0.72
2	0.60
3	0.50
4	0.40

(b) A design factor of 0.60 or less must be used in the design formula in § 192.105 for steel pipe in Class 1 locations that:

(1) Crosses the right-of-way of an unimproved public road, without a casing;

(2) Crosses without a casing, or makes a parallel encroachment on, the right-of-way of either a hard surfaced road, a highway, a public street, or a rail-

road;

(3) Is supported by a vehicular, pedestrian, railroad, or pipeline bridge; or

(4) Is used in a fabricated assembly, (including separators, mainline valve assemblies, cross-connections, and river crossing headers) or is used within five pipe diameters in any direction from the last fitting of a fabricated assembly, other than a transition piece or an elbow used in place of a pipe

bend which is not associated with a fabricated assembly.

(c) For Class 2 locations, a design factor of 0.50, or less, must be used in the design formula in § 192.105 for uncased steel pipe that crosses the right-of-way of a hard surfaced road, a highway, a public street, or a railroad.

(d) For Class 1 and Class 2 locations, a design factor of 0.50, or less, must be used in the design formula in § 192.105 for--

- (1) Steel pipe in a compressor station, regulating station, or measuring station; and
- (2) Steel pipe, including a pipe riser, on a platform located offshore or in inland navigable waters.

Code of Federal Regulations Currentness

§ 192.112 Additional design requirements for steel pipe using alternative maximum allowable operating pressure.

For a new or existing pipeline segment to be eligible for operation at the alternative maximum allowable operating pressure (MAOP) calculated under § 192.620, a segment must meet the following additional design requirements. Records for alternative MAOP must be maintained, for the useful life of the pipeline, demonstrating compliance with these requirements:

To address this design issue:	The pipeline segment must meet these additional requirements:
(a) General standards for the steel pipe	<ol style="list-style-type: none"> <li>(1) The plate, skelp, or coil used for the pipe must be micro-alloyed, fine grain, fully killed, continuously cast steel with calcium treatment.</li> <li>(2) The carbon equivalents of the steel used for pipe must not exceed 0.25 percent by weight, as calculated by the Ito-Bessyo formula (Pcm formula) or 0.43 percent by weight, as calculated by the International Institute of Welding (IIW) formula.</li> <li>(3) The ratio of the specified outside diameter of the pipe to the specified wall thickness must be less than 100. The wall thickness or other mitigative measures must prevent denting and ovality anomalies during construction, strength testing and anticipated operational stresses.</li> <li>(4) The pipe must be manufactured using API Specification 5L, product specification level 2 (incorporated by reference, see § 192.7) for maximum operating pressures and minimum and maximum operating temperatures and other requirements under this section.</li> </ol>
(b) Fracture control	(1) The toughness properties for pipe must address the potential

for initiation, propagation and arrest of fractures in accordance with:

(i) API Specification 5L (incorporated by reference, see § 192.7); or

(ii) American Society of Mechanical Engineers (ASME) B31.8 (incorporated by reference, see § 192.7); and

(iii) Any correction factors needed to address pipe grades, pressures, temperatures, or gas compositions not expressly addressed in API Specification 5L, product specification level 2 or ASME B31.8 (incorporated by reference, see § 192.7).

(2) Fracture control must:

(i) Ensure resistance to fracture initiation while addressing the full range of operating temperatures, pressures, gas compositions, pipe grade and operating stress levels, including maximum pressures and minimum temperatures for shut-in conditions, that the pipeline is expected to experience. If these parameters change during operation of the pipeline such that they are outside the bounds of what was considered in the design evaluation, the evaluation must be reviewed and updated to assure continued resistance to fracture initiation over the operating life of the pipeline;

(ii) Address adjustments to toughness of pipe for each grade used and the decompression behavior of the gas at operating parameters;

(iii) Ensure at least 99 percent probability of fracture arrest within eight pipe lengths with a probability of not less than 90 percent within five pipe lengths; and

(iv) Include fracture toughness testing that is equivalent to that described in supplementary requirements SR5A, SR5B, and SR6 of API Specification 5L (incorporated by reference, see § 192.7) and ensures ductile fracture and arrest with the following exceptions:

(A) The results of the Charpy impact test prescribed in SR5A must indicate at least 80 percent minimum shear area for any single test on each heat of steel; and

(B) The results of the drop weight test prescribed in SR6 must indicate 80 percent average shear area with a minimum single test result of 60 percent shear area for any steel test samples. The test results must ensure a ductile fracture and arrest.

(3) If it is not physically possible to achieve the pipeline toughness properties of paragraphs (b)(1) and (2) of this section, additional design features, such as mechanical or composite crack arrestors and/or heavier walled pipe of proper design and spacing, must be used to ensure fracture arrest as described in paragraph (b)(2)(iii) of this section.

(c) Plate/coil quality control

(1) There must be an internal quality management program at all mills involved in producing steel, plate, coil, skelp, and/or rolling pipe to be operated at alternative MAOP. These programs must be structured to eliminate or detect defects and inclusions affecting pipe quality.

(2) A mill inspection program or internal quality management program must include (i) and either (ii) or (iii):

(i) An ultrasonic test of the ends and at least 35 percent of the surface of the plate/coil or pipe to identify imperfections that impair serviceability such as laminations, cracks, and inclusions. At least 95 percent of the lengths of pipe manufactured must be tested. For all pipelines designed after [the effective date of the final rule], the test must be done in accordance with ASTM A578/A578M Level B, or API 5L Paragraph 7.8.10 (incorporated by reference, see § 192.7) or equivalent method, and either

(ii) A macro etch test or other equivalent method to identify inclusions that may form centerline segregation during the continuous casting process. Use of sulfur prints is not an equivalent method. The test must be carried out on the first or second slab of each sequence graded with an acceptance criteria of one or two on the Mannesmann scale or equivalent; or

(iii) A quality assurance monitoring program implemented by the operator that includes audits of: (a) all steelmaking and casting facilities, (b) quality control plans and manufacturing procedure specifications, (c) equipment maintenance and records of conformance, (d) applicable casting superheat and speeds, and (e) centerline segregation monitoring records to ensure mitigation of centerline segregation during the continuous casting process.

## (d) Seam quality control

- (1) There must be a quality assurance program for pipe seam welds to assure tensile strength provided in API Specification 5L (incorporated by reference, see § 192.7) for appropriate grades.
- (2) There must be a hardness test, using Vickers (Hv10) hardness test method or equivalent test method, to assure a maximum hardness of 280 Vickers of the following:
  - (i) A cross section of the weld seam of one pipe from each heat plus one pipe from each welding line per day; and
  - (ii) For each sample cross section, a minimum of 13 readings (three for each heat affected zone, three in the weld metal, and two in each section of pipe base metal).
- (3) All of the seams must be ultrasonically tested after cold expansion and mill hydrostatic testing.

## (e) Mill hydrostatic test

- (1) All pipe to be used in a new pipeline segment must be hydrostatically tested at the mill at a test pressure corresponding to a hoop stress of 95 percent SMYS for 10 seconds. The test pressure may include a combination of internal test pressure and the allowance for end loading stresses imposed by the pipe mill hydrostatic testing equipment as allowed by API Specification 5L, Appendix K (incorporated by reference, see § 192.7).
- (2) Pipe in operation prior to November 17, 2008, must have been hydrostatically tested at the mill at a test pressure corresponding to a hoop stress of 90 percent SMYS for 10 seconds.

## (f) Coating

- (1) The pipe must be protected against external corrosion by a non-shielding coating.
- (2) Coating on pipe used for trenchless installation must be non-shielding and resist abrasions and other damage possible during installation.
- (3) A quality assurance inspection and testing program for the coating must cover the surface quality of the bare pipe, surface cleanliness and chlorides, blast cleaning, application temperature control, adhesion, cathodic disbondment, moisture permeation, bending, coating thickness, holiday detection, and repair.

## (g) Fittings and flanges

(1) There must be certification records of flanges, factory induction bends and factory weld ells. Certification must address material properties such as chemistry, minimum yield strength and minimum wall thickness to meet design conditions.

(2) If the carbon equivalents of flanges, bends and ells are greater than 0.42 percent by weight, the qualified welding procedures must include a pre-heat procedure.

(3) Valves, flanges and fittings must be rated based upon the required specification rating class for the alternative MAOP.

## (h) Compressor stations

(1) A compressor station must be designed to limit the temperature of the nearest downstream segment operating at alternative MAOP to a maximum of 120 degrees Fahrenheit (49 degrees Celsius) or the higher temperature allowed in paragraph (h)(2) of this section unless a long-term coating integrity monitoring program is implemented in accordance with paragraph (h)(3) of this section.

(2) If research, testing and field monitoring tests demonstrate that the coating type being used will withstand a higher temperature in long-term operations, the compressor station may be designed to limit downstream piping to that higher temperature. Test results and acceptance criteria addressing coating adhesion, cathodic disbondment, and coating condition must be provided to each PHMSA pipeline safety regional office where the pipeline is in service at least 60 days prior to operating above 120 degrees Fahrenheit (49 degrees Celsius). An operator must also notify a State pipeline safety authority when the pipeline is located in a State where PHMSA has an interstate agent agreement, or an intrastate pipeline is regulated by that State.

(3) Pipeline segments operating at alternative MAOP may operate at temperatures above 120 degrees Fahrenheit (49 degrees Celsius) if the operator implements a long-term coating integrity monitoring program. The monitoring program must include examinations using direct current voltage gradient (DCVG), alternating current voltage gradient (ACVG), or an equivalent method of monitoring coating integrity. An operator must specify the periodicity at which these examinations occur and criteria for repairing identified indications. An operator must submit its long-term coating integrity monitoring program to each PHMSA pipeline safety

regional office in which the pipeline is located for review before the pipeline segments may be operated at temperatures in excess of 120 degrees Fahrenheit (49 degrees Celsius). An operator must also notify a State pipeline safety authority when the pipeline is located in a State where PHMSA has an interstate agent agreement, or an intrastate pipeline is regulated by that State.

Code of Federal Regulations Currentness

formula in § 192.105 is determined in accordance with the following table:

§ 192.113 Longitudinal joint factor (E) for steel pipe.

The longitudinal joint factor to be used in the design

Specification	Pipe class	Longitudinal joint factor (E)
ASTM A53/A53M	Seamless	1.00
	Electric resistance welded	1.00
	Furnace butt welded	.60
ASTM A 106	Seamless	1.00
ASTM A 333/ A 333M	Seamless	1.00
	Electric resistance welded	1.00
ASTM A 381	Double submerged arc welded	1.00
ASTM A 671	Electric-fusion-welded	1.00
ASTM A 672	Electric-fusion-welded	1.00
ASTM A 691	Electric-fusion-welded	1.00
API 5 L	Seamless	1.00
	Electric resistance welded	1.00
	Electric flash welded	1.00

© 2009 Thomson Reuters/West. No Claim to Orig. US Gov. Works.

	Submerged arc welded	1.00
	Furnace butt welded	.60
Other	Pipe over 4 inches (102 millimeters)	.80
Other	Pipe 4 inches (102 millimeters) or less	.60

If the type of longitudinal joint cannot be determined, the joint factor to be used must not exceed that designated for "Other." pipe.

The temperature derating factor to be used in the design formula in § 192.105 is determined as follows:

Code of Federal Regulations Currentness

§ 192.115 Temperature derating factor (T) for steel

Gas temperature in degrees Fahrenheit (Celsius)	Temperature derating factor (T)
250 °F (121 °C) or less	1.000
300 °F (149 °C)	0.967
350 °F (177 °C)	0.933
400 °F (204 °C)	0.900
450 °F (232 °C)	0.867

For intermediate gas temperatures, the derating factor is determined by interpolation.

§ 192.121 Design of plastic pipe.

Code of Federal Regulations Currentness

§ 192.117 [Reserved]

Subject to the limitations of § 192.123, the design pressure for plastic pipe is determined by either of the following formulas:

Tabular or graphic material set at this point is not displayable.

Code of Federal Regulations Currentness

§ 192.119 [Reserved]

Where:

P = Design pressure, gauge, psig (kPa).

Code of Federal Regulations Currentness

S = For thermoplastic pipe, the HDB is determined in



accordance with the listed specification at a temperature equal to 73°F (23°C), 100 °F (38 °C), 120 °F (49 °C), or 140 °F (60 °C). In the absence of an HDB established at the specified temperature, the HDB of a higher temperature may be used in determining a design pressure rating at the specified temperature by arithmetic interpolation using the procedure in Part D.2 of PPI TR-3/2004, HDB/PDB/SDB/MRS Policies (incorporated by reference, see § 192.7). For reinforced thermosetting plastic pipe, 11,000 psig (75,842 kPa). [Note: Arithmetic interpolation is not allowed for PA-11 pipe.]

$t$  = Specified wall thickness, inches (mm).

$D$  = Specified outside diameter, inches (mm).

SDR = Standard dimension ratio, the ratio of the average specified outside diameter to the minimum specified wall thickness, corresponding to a value from a common numbering system that was derived from the American National Standards Institute preferred number series 10.

$D F = 0.32$  or

$= 0.40$  for nominal pipe size (IPS or CTS) 4-inch or less, SDR-11 or greater (i.e. thicker pipe wall), PA-11 pipe produced after January 23, 2009.

Code of Federal Regulations Currentness

§ 192.123 Design limitations for plastic pipe.

(a) Except as provided in paragraph (e) and paragraph

Nominal size in inches (millimeters)	Minimum wall thickness in inches (millimeters)
2 (51)	0.060 (1.52)
3 (76)	0.060 (1.52)
4 (102)	0.070 (1.78)

(f) of this section, the design pressure may not exceed a gauge pressure of 100 psig (689 kPa) for plastic pipe used in:

- (1) Distribution systems; or
- (2) Classes 3 and 4 locations.

(b) Plastic pipe may not be used where operating temperatures of the pipe will be:

- (1) Below -20 degreesF (-20 degreesC), or -40 degreesF (-40 degreesC) if all pipe and pipeline components whose operating temperature will be below -20 degreesF (-20 degreesC) have a temperature rating by the manufacturer consistent with that operating temperature; or
- (2) Above the following applicable temperatures:

(i) For thermoplastic pipe, the temperature at which the HDB used in the design formula under § 192.121 is determined.

(ii) For reinforced thermosetting plastic pipe, 150 degreesF (66 degreesC).

(c) The wall thickness for thermoplastic pipe may not be less than 0.062 inches (1.57 millimeters).

(d) The wall thickness for reinforced thermosetting plastic pipe may not be less than that listed in the following table:

6 (152)

0.100 (2.54)

(e) The design pressure for thermoplastic pipe produced after July 14, 2004 may exceed a gauge pressure of 100 psig (689 kPa) provided that:

(1) The design pressure does not exceed 125 psig (862 kPa);

(2) The material is a PE2406 or a PE3408 as specified within ASTM D2513 (incorporated by reference, see § 192.7);

(3) The pipe size is nominal pipe size (IPS) 12 or less; and

(4) The design pressure is determined in accordance with the design equation defined in § 192.121.

(f) The design pressure for polyamide-11 (PA-11) pipe produced after January 23, 2009 may exceed a gauge pressure of 100 psig (689 kPa) provided that:

(1) The design pressure does not exceed 200 psig (1379 kPa);

(2) The pipe size is nominal pipe size (IPS or CTS) 4-inch or less; and

(3) The pipe has a standard dimension ratio of SDR-11 or greater (i.e., thicker pipe wall).

Code of Federal Regulations Currentness

§ 192.125 Design of copper pipe.

(a) Copper pipe used in mains must have a minimum wall thickness of 0.065 inches (1.65 millimeters) and must be hard drawn.

(b) Copper pipe used in service lines must have wall thickness not less than that indicated in the following table:

Standard size inch (millimeter)	Nominal O.D. inch (millimeter)	Wall thickness inch (millimeter)	
		Nominal	Tolerance
1/2 (13)	.625 (16)	.040 (1.06)	.0035 (.0889)
5/8 (16)	.750 (19)	.042 (1.07)	.0035 (.0889)
3/4 (19)	.875 (22)	.045 (1.14)	.004 (.102)
1 (25)	1.125 (29)	.050 (1.27)	.004 (.102)
1 1/4 (32)	1.375 (35)	.055 (1.40)	.0045 (.1143)
1 1/2 (38)	1.625 (41)	.060 (1.52)	.0045 (.1143)

(c) Copper pipe used in mains and service lines may not be used at pressures in excess of 100 p.s.i. (689 kPa) gage.

(d) Copper pipe that does not have an internal corrosion resistant lining may not be used to carry gas that has an average hydrogen sulfide content of more than 0.3 grains/100 ft.<sup>3</sup> (6.9/m<sup>3</sup>) under standard conditions. Standard conditions refers to 60° F and 14.7 psia (15.6° C and one atmosphere) of gas.

Code of Federal Regulations Currentness

**§ 192.141 Scope.**

This subpart prescribes minimum requirements for the design and installation of pipeline components and facilities. In addition, it prescribes requirements relating to protection against accidental overpressuring.

Code of Federal Regulations Currentness

**§ 192.143 General requirements.**

(a) Each component of a pipeline must be able to withstand operating pressures and other anticipated loadings without impairment of its serviceability with unit stresses equivalent to those allowed for comparable material in pipe in the same location and kind of service. However, if design based upon unit stresses is impractical for a particular component, design may be based upon a pressure rating established by the manufacturer by pressure testing that component or a prototype of the component.

(b) The design and installation of pipeline components and facilities must meet applicable requirements for corrosion control found in subpart I of this part.

Code of Federal Regulations Currentness

**§ 192.144 Qualifying metallic components.**

Notwithstanding any requirement of this subpart which incorporates by reference an edition of a document listed in § 192.7 or Appendix B of this part, a metallic component manufactured in accordance with any other edition of that document is qualified for use under this part if--

(a) It can be shown through visual inspection of the cleaned component that no defect exists which might impair the strength or tightness of the component; and

(b) The edition of the document under which the component was manufactured has equal or more stringent requirements for the following as an edition of that document currently or previously listed in § 192.7 or appendix B of this part:

- (1) Pressure testing;
- (2) Materials; and
- (3) Pressure and temperature ratings.

Code of Federal Regulations Currentness

**§ 192.145 Valves.**

(a) Except for cast iron and plastic valves, each valve must meet the minimum requirements of API 6D (incorporated by reference, see § 192.7), or to a national or international standard that provides an equivalent performance level. A valve may not be used under operating conditions that exceed the applicable pressure-temperature ratings contained in those requirements.

(b) Each cast iron and plastic valve must comply with the following:

- (1) The valve must have a maximum service pressure rating for temperatures that equal or exceed the maximum service temperature.
- (2) The valve must be tested as part of the manufacturing, as follows:

(i) With the valve in the fully open position, the shell must be tested with no leakage to a pressure at least 1.5 times the maximum service rating.

(ii) After the shell test, the seat must be tested to a pressure not less than 1.5 times the maximum service pressure rating. Except for swing check valves, test pressure during the seat test must be applied successively on each side of the closed valve with the opposite side open. No visible leakage is permitted.

(iii) After the last pressure test is completed, the valve must be operated through its full travel to demonstrate freedom from interference.

(c) Each valve must be able to meet the anticipated operating conditions.

(d) No valve having shell components made of ductile iron may be used at pressures exceeding 80 percent of the pressure ratings for comparable steel valves at their listed temperature. However, a valve having shell components made of ductile iron may be used at pressures up to 80 percent of the pressure ratings for comparable steel valves at their listed temperature, if:

(1) The temperature-adjusted service pressure does not exceed 1,000 p.s.i. (7 MPa) gage; and

(2) Welding is not used on any ductile iron component in the fabrication of the valve shells or their assembly.

(e) No valve having pressure containing parts made of ductile iron may be used in the gas pipe components of compressor stations.

Code of Federal Regulations Currentness

**§ 192.147 Flanges and flange accessories.**

(a) Each flange or flange accessory (other than cast iron) must meet the minimum requirements of ASME/ANSI B16.5, MSS SP-44, or the equivalent.

(b) Each flange assembly must be able to withstand the maximum pressure at which the pipeline is to be operated and to maintain its physical and chemical properties at any temperature to which it is anticipated that it might be subjected in service.

(c) Each flange on a flanged joint in cast iron pipe must conform in dimensions, drilling, face and gasket design to ASME/ANSI B16.1 and be cast integrally with the pipe, valve, or fitting.

Code of Federal Regulations Currentness

**§ 192.149 Standard fittings.**

(a) The minimum metal thickness of threaded fittings may not be less than specified for the pressures and temperatures in the applicable standards referenced in this part, or their equivalent.

(b) Each steel butt-welding fitting must have pressure and temperature ratings based on stresses for pipe of the same or equivalent material. The actual bursting strength of the fitting must at least equal the computed bursting strength of pipe of the designated material and wall thickness, as determined by a prototype that was tested to at least the pressure required for the pipeline to which it is being added.

Code of Federal Regulations Currentness

**§ 192.150 Passage of internal inspection devices.**

(a) Except as provided in paragraphs (b) and (c) of this section, each new transmission line and each replacement of line pipe, valve, fitting, or other line component in a transmission line must be designed and constructed to accommodate the passage of instrumented internal inspection devices.

(b) This section does not apply to:

(1) Manifolds;

(2) Station piping such as at compressor stations,

meter stations, or regulator stations;

(3) Piping associated with storage facilities, other than a continuous run of transmission line between a compressor station and storage facilities;

(4) Cross-overs;

(5) Sizes of pipe for which an instrumented internal inspection device is not commercially available;

(6) Transmission lines, operated in conjunction with a distribution system which are installed in Class 4 locations;

(7) Offshore transmission lines, except transmission lines 10 3/4 inches (273 millimeters) or more in outside diameter on which construction begins after December 28, 2005, that run from platform to platform or platform to shore unless--

(i) Platform space or configuration is incompatible with launching or retrieving instrumented internal inspection devices; or

(ii) If the design includes taps for lateral connections, the operator can demonstrate, based on investigation or experience, that there is no reasonably practical alternative under the design circumstances to the use of a tap that will obstruct the passage of instrumented internal inspection devices; and

(8) Other piping that, under § 190.9 of this chapter, the Administrator finds in a particular case would be impracticable to design and construct to accommodate the passage of instrumented internal inspection devices.

(c) An operator encountering emergencies, construction time constraints or other unforeseen construction problems need not construct a new or replacement segment of a transmission line to meet paragraph (a) of this section, if the operator determines and documents why an impracticability prohibits compliance with paragraph (a) of this section. Within 30 days after discovering the emergency or construction prob-

lem the operator must petition, under § 190.9 of this chapter, for approval that design and construction to accommodate passage of instrumented internal inspection devices would be impracticable. If the petition is denied, within 1 year after the date of the notice of the denial, the operator must modify that segment to allow passage of instrumented internal inspection devices.

Code of Federal Regulations Currentness

#### § 192.151 Tapping.

(a) Each mechanical fitting used to make a hot tap must be designed for at least the operating pressure of the pipeline.

(b) Where a ductile iron pipe is tapped, the extent of full-thread engagement and the need for the use of outside-sealing service connections, tapping saddles, or other fixtures must be determined by service conditions.

(c) Where a threaded tap is made in cast iron or ductile iron pipe, the diameter of the tapped hole may not be more than 25 percent of the nominal diameter of the pipe unless the pipe is reinforced, except that

(1) Existing taps may be used for replacement service, if they are free of cracks and have good threads; and

(2) A 1 1/4 -inch (32 millimeters) tap may be made in a 4-inch (102 millimeters) cast iron or ductile iron pipe, without reinforcement.

However, in areas where climate, soil, and service conditions may create unusual external stresses on cast iron pipe, unreinforced taps may be used only on 6-inch (152 millimeters) or larger pipe.

Code of Federal Regulations Currentness

#### § 192.153 Components fabricated by welding.

(a) Except for branch connections and assemblies of standard pipe and fittings joined by circumferential welds, the design pressure of each component fabricated by welding, whose strength cannot be determined, must be established in accordance with paragraph UG-101 of section VIII, Division 1, of the ASME Boiler and Pressure Vessel Code.

(b) Each prefabricated unit that uses plate and longitudinal seams must be designed, constructed, and tested in accordance with section I, section VIII, Division 1, or section VIII, Division 2 of the ASME Boiler and Pressure Vessel Code, except for the following:

- (1) Regularly manufactured butt-welding fittings.
- (2) Pipe that has been produced and tested under a specification listed in Appendix B to this part.
- (3) Partial assemblies such as split rings or collars.
- (4) Prefabricated units that the manufacturer certifies have been tested to at least twice the maximum pressure to which they will be subjected under the anticipated operating conditions.

(c) Orange-peel bull plugs and orange-peel swages may not be used on pipelines that are to operate at a hoop stress of 20 percent or more of the SMYS of the pipe.

(d) Except for flat closures designed in accordance with section VIII of the ASME Boiler and Pressure Vessel Code, flat closures and fish tails may not be used on pipe that either operates at 100 p.s.i. (689 kPa) gage, or more, or is more than 3 inches (76 millimeters) nominal diameter.

Code of Federal Regulations Currentness

§ 192.155 Welded branch connections.

Each welded branch connection made to pipe in the form of a single connection, or in a header or manifold as a series of connections, must be designed to

ensure that the strength of the pipeline system is not reduced, taking into account the stresses in the remaining pipe wall due to the opening in the pipe or header, the shear stresses produced by the pressure acting on the area of the branch opening, and any external loadings due to thermal movement, weight, and vibration.

Code of Federal Regulations Currentness

§ 192.157 Extruded outlets.

Each extruded outlet must be suitable for anticipated service conditions and must be at least equal to the design strength of the pipe and other fittings in the pipeline to which it is attached.

Code of Federal Regulations Currentness

§ 192.159 Flexibility.

Each pipeline must be designed with enough flexibility to prevent thermal expansion or contraction from causing excessive stresses in the pipe or components, excessive bending or unusual loads at joints, or undesirable forces or moments at points of connection to equipment, or at anchorage or guide points.

Code of Federal Regulations Currentness

§ 192.161 Supports and anchors.

(a) Each pipeline and its associated equipment must have enough anchors or supports to:

- (1) Prevent undue strain on connected equipment;
- (2) Resist longitudinal forces caused by a bend or offset in the pipe; and
- (3) Prevent or damp out excessive vibration.

(b) Each exposed pipeline must have enough supports or anchors to protect the exposed pipe joints from the

maximum end force caused by internal pressure and any additional forces caused by temperature expansion or contraction or by the weight of the pipe and its contents.

(c) Each support or anchor on an exposed pipeline must be made of durable, noncombustible material and must be designed and installed as follows:

(1) Free expansion and contraction of the pipeline between supports or anchors may not be restricted.

(2) Provision must be made for the service conditions involved.

(3) Movement of the pipeline may not cause disengagement of the support equipment.

(d) Each support on an exposed pipeline operated at a stress level of 50 percent or more of SMYS must comply with the following:

(1) A structural support may not be welded directly to the pipe.

(2) The support must be provided by a member that completely encircles the pipe.

(3) If an encircling member is welded to a pipe, the weld must be continuous and cover the entire circumference.

(e) Each underground pipeline that is connected to a relatively unyielding line or other fixed object must have enough flexibility to provide for possible movement, or it must have an anchor that will limit the movement of the pipeline.

(f) Except for offshore pipelines, each underground pipeline that is being connected to new branches must have a firm foundation for both the header and the branch to prevent detrimental lateral and vertical movement.

Code of Federal Regulations Currentness

§ 192.163 Compressor stations: Design and construc-

tion.

(a) Location of compressor building. Except for a compressor building on a platform located offshore or in inland navigable waters, each main compressor building of a compressor station must be located on property under the control of the operator. It must be far enough away from adjacent property, not under control of the operator, to minimize the possibility of fire being communicated to the compressor building from structures on adjacent property. There must be enough open space around the main compressor building to allow the free movement of fire-fighting equipment.

(b) Building construction. Each building on a compressor station site must be made of noncombustible materials if it contains either--

(1) Pipe more than 2 inches (51 millimeters) in diameter that is carrying gas under pressure; or

(2) Gas handling equipment other than gas utilization equipment used for domestic purposes.

(c) Exits. Each operating floor of a main compressor building must have at least two separated and unobstructed exits located so as to provide a convenient possibility of escape and an unobstructed passage to a place of safety. Each door latch on an exit must be of a type which can be readily opened from the inside without a key. Each swinging door located in an exterior wall must be mounted to swing outward.

(d) Fenced areas. Each fence around a compressor station must have at least two gates located so as to provide a convenient opportunity for escape to a place of safety, or have other facilities affording a similarly convenient exit from the area. Each gate located within 200 feet (61 meters) of any compressor plant building must open outward and, when occupied, must be openable from the inside without a key.

(e) Electrical facilities. Electrical equipment and wiring installed in compressor stations must conform to the National Electrical Code, ANSI/NFPA 70, so far

as that code is applicable.

Code of Federal Regulations Currentness

**§ 192.165 Compressor stations: Liquid removal.**

(a) Where entrained vapors in gas may liquefy under the anticipated pressure and temperature conditions, the compressor must be protected against the introduction of those liquids in quantities that could cause damage.

(b) Each liquid separator used to remove entrained liquids at a compressor station must:

(1) Have a manually operable means of removing these liquids.

(2) Where slugs of liquid could be carried into the compressors, have either automatic liquid removal facilities, an automatic compressor shutdown device, or a high liquid level alarm; and

(3) Be manufactured in accordance with section VIII of the ASME Boiler and Pressure Vessel Code, except that liquid separators constructed of pipe and fittings without internal welding must be fabricated with a design factor of 0.4, or less.

Code of Federal Regulations Currentness

**§ 192.167 Compressor stations: Emergency shutdown.**

(a) Except for unattended field compressor stations of 1,000 horsepower (746 kilowatts) or less, each compressor station must have an emergency shutdown system that meets the following:

(1) It must be able to block gas out of the station and blow down the station piping.

(2) It must discharge gas from the blowdown piping at a location where the gas will not create a hazard.

(3) It must provide means for the shutdown of gas compressing equipment, gas fires, and electrical facilities in the vicinity of gas headers and in the compressor building, except that:

(i) Electrical circuits that supply emergency lighting required to assist station personnel in evacuating the compressor building and the area in the vicinity of the gas headers must remain energized; and

(ii) Electrical circuits needed to protect equipment from damage may remain energized.

(4) It must be operable from at least two locations, each of which is:

(i) Outside the gas area of the station;

(ii) Near the exit gates, if the station is fenced, or near emergency exits, if not fenced; and

(iii) Not more than 500 feet (153 meters) from the limits of the station.

(b) If a compressor station supplies gas directly to a distribution system with no other adequate source of gas available, the emergency shutdown system must be designed so that it will not function at the wrong time and cause an unintended outage on the distribution system.

(c) On a platform located offshore or in inland navigable waters, the emergency shutdown system must be designed and installed to actuate automatically by each of the following events:

(1) In the case of an unattended compressor station:

(i) When the gas pressure equals the maximum allowable operating pressure plus 15 percent; or

(ii) When an uncontrolled fire occurs on the platform; and

(2) In the case of a compressor station in a building:

(i) When an uncontrolled fire occurs in the build-



ing; or

(ii) When the concentration of gas in air reaches 50 percent or more of the lower explosive limit in a building which has a source of ignition.

For the purpose of paragraph (c)(2)(ii) of this section, an electrical facility which conforms to Class 1, Group D, of the National Electrical Code is not a source of ignition.

Code of Federal Regulations Currentness

**§ 192.169 Compressor stations: Pressure limiting devices.**

(a) Each compressor station must have pressure relief or other suitable protective devices of sufficient capacity and sensitivity to ensure that the maximum allowable operating pressure of the station piping and equipment is not exceeded by more than 10 percent.

(b) Each vent line that exhausts gas from the pressure relief valves of a compressor station must extend to a location where the gas may be discharged without hazard.

Code of Federal Regulations Currentness

**§ 192.171 Compressor stations: Additional safety equipment.**

(a) Each compressor station must have adequate fire protection facilities. If fire pumps are a part of these facilities, their operation may not be affected by the emergency shutdown system.

(b) Each compressor station prime mover, other than an electrical induction or synchronous motor, must have an automatic device to shut down the unit before the speed of either the prime mover or the driven unit exceeds a maximum safe speed.

(c) Each compressor unit in a compressor station must have a shutdown or alarm device that operates in the

event of inadequate cooling or lubrication of the unit.

(d) Each compressor station gas engine that operates with pressure gas injection must be equipped so that stoppage of the engine automatically shuts off the fuel and vents the engine distribution manifold.

(e) Each muffler for a gas engine in a compressor station must have vent slots or holes in the baffles of each compartment to prevent gas from being trapped in the muffler.

Code of Federal Regulations Currentness

**§ 192.173 Compressor stations: Ventilation.**

Each compressor station building must be ventilated to ensure that employees are not endangered by the accumulation of gas in rooms, sumps, attics, pits, or other enclosed places.

Code of Federal Regulations Currentness

**§ 192.175 Pipe-type and bottle-type holders.**

(a) Each pipe-type and bottle-type holder must be designed so as to prevent the accumulation of liquids in the holder, in connecting pipe, or in auxiliary equipment, that might cause corrosion or interfere with the safe operation of the holder.

(b) Each pipe-type or bottle-type holder must have minimum clearance from other holders in accordance with the following formula:

$$C=(D \times P \times F / 48.33) \quad (C=(3 D \times P \times F / 1,000))$$

in which:

C=Minimum clearance between pipe containers or bottles in inches (millimeters).

D=Outside diameter of pipe containers or bottles in inches (millimeters).

P=Maximum allowable operating pressure, p.s.i. (kPa) gage.

F=Design factor as set forth in § 192.111 of this part.

(a) Each bottle-type holder must be--

(1) Located on a site entirely surrounded by fencing that prevents access by unauthorized persons and with minimum clearance from the fence as follows:

Code of Federal Regulations Currentness

§ 192.177 Additional provisions for bottle-type holders.

Maximum allowable operating pressure	Minimum clearance feet (meters)
Less than 1,000 p.s.i. (7 MPa) gage	25 (7.6)
1,000 p.s.i. (7 MPa) gage or more	100 (31)

(2) Designed using the design factors set forth in § 192.111; and

(3) Buried with a minimum cover in accordance with § 192.327.

(b) Each bottle-type holder manufactured from steel that is not weldable under field conditions must comply with the following:

(1) A bottle-type holder made from alloy steel must meet the chemical and tensile requirements for the various grades of steel in ASTM A 372/A 372M.

(2) The actual yield-tensile ratio of the steel may not exceed 0.85.

(3) Welding may not be performed on the holder after it has been heat treated or stress relieved, except that copper wires may be attached to the small diameter portion of the bottle end closure for cathodic protection if a localized thermit welding process is used.

(4) The holder must be given a mill hydrostatic test at a pressure that produces a hoop stress at least equal to 85 percent of the SMYS.

(5) The holder, connection pipe, and components must be leak tested after installation as required by Subpart J of this part.

Code of Federal Regulations Currentness

§ 192.179 Transmission line valves.

(a) Each transmission line, other than offshore segments, must have sectionalizing block valves spaced as follows, unless in a particular case the Administrator finds that alternative spacing would provide an equivalent level of safety:

(1) Each point on the pipeline in a Class 4 location must be within 2 1/2 miles (4 kilometers) of a valve.

(2) Each point on the pipeline in a Class 3 location must be within 4 miles (6.4 kilometers) of a valve.

(3) Each point on the pipeline in a Class 2 location must be within 7 1/2 miles (12 kilometers) of a valve.

(4) Each point on the pipeline in a Class 1 location must be within 10 miles (16 kilometers) of a valve.

(b) Each sectionalizing block valve on a transmission line, other than offshore segments, must comply with the following:

- (1) The valve and the operating device to open or close the valve must be readily accessible and protected from tampering and damage.
- (2) The valve must be supported to prevent settling of the valve or movement of the pipe to which it is attached.

(c) Each section of a transmission line, other than offshore segments, between main line valves *must* have a blowdown valve with enough capacity to allow the transmission line to be blown down as rapidly as practicable. Each blowdown discharge must be located so the gas can be blown to the atmosphere without hazard and, if the transmission line is adjacent to an overhead electric line, so that the gas is directed away from the electrical conductors.

(d) Offshore segments of transmission lines must be equipped with valves or other components to shut off the flow of gas to an offshore platform in an emergency.

Code of Federal Regulations Currentness

**§ 192.181 Distribution line valves.**

(a) Each high-pressure distribution system must have valves spaced so as to reduce the time to shut down a section of main in an emergency. The valve spacing is determined by the operating pressure, the size of the mains, and the local physical conditions.

(b) Each regulator station controlling the flow or pressure of gas in a distribution system must have a valve installed on the inlet piping at a distance from the regulator station sufficient to permit the operation of the valve during an emergency that might preclude access to the station.

(c) Each valve on a main installed for operating or emergency purposes must comply with the following:

(1) The valve must be placed in a readily accessible location so as to facilitate its operation in an emergency.

(2) The operating stem or mechanism must be readily accessible.

(3) If the valve is installed in a buried box or enclosure, the box or enclosure must be installed so as to avoid transmitting external loads to the main.

Code of Federal Regulations Currentness

**§ 192.183 Vaults: Structural design requirements.**

(a) Each underground vault or pit for valves, pressure relieving, pressure limiting, or pressure regulating stations, must be able to meet the loads which may be imposed upon it, and to protect installed equipment.

(b) There must be enough working space so that all of the equipment required in the vault or pit can be properly installed, operated, and maintained.

(c) Each pipe entering, or within, a regulator vault or pit must be steel for sizes 10 inch (254 millimeters), and less, except that control and gage piping may be copper. Where pipe extends through the vault or pit structure, provision must be made to prevent the passage of gases or liquids through the opening and to avert strains in the pipe.

Code of Federal Regulations Currentness

**§ 192.185 Vaults: Accessibility.**

Each vault must be located in an accessible location and, so far as practical, away from:

(a) Street intersections or points where traffic is heavy or dense;

(b) Points of minimum elevation, catch basins, or places where the access cover will be in the course of surface waters; and

(c) Water, electric, steam, or other facilities.

Code of Federal Regulations Currentness

**§ 192.187 Vaults: Sealing, venting, and ventilation.**

Each underground vault or closed top pit containing either a pressure regulating or reducing station, or a pressure limiting or relieving station, must be sealed, vented or ventilated as follows:

(a) When the internal volume exceeds 200 cubic feet (5.7 cubic meters):

(1) The vault or pit must be ventilated with two ducts, each having at least the ventilating effect of a pipe 4 inches (102 millimeters) in diameter;

(2) The ventilation must be enough to minimize the formation of combustible atmosphere in the vault or pit; and

(3) The ducts must be high enough above grade to disperse any gas-air mixtures that might be discharged.

(b) When the internal volume is more than 75 cubic feet (2.1 cubic meters) but less than 200 cubic feet (5.7 cubic meters):

(1) If the vault or pit is sealed, each opening must have a tight fitting cover without open holes through which an explosive mixture might be ignited, and there must be a means for testing the internal atmosphere before removing the cover;

(2) If the vault or pit is vented, there must be a means of preventing external sources of ignition from reaching the vault atmosphere; or

(3) If the vault or pit is ventilated, paragraph (a) or (c) of this section applies.

(c) If a vault or pit covered by paragraph (b) of this section is ventilated by openings in the covers or gratings and the ratio of the internal volume, in cubic

feet, to the effective ventilating area of the cover or grating, in square feet, is less than 20 to 1, no additional ventilation is required.

Code of Federal Regulations Currentness

**§ 192.189 Vaults: Drainage and waterproofing.**

(a) Each vault must be designed so as to minimize the entrance of water.

(b) A vault containing gas piping may not be connected by means of a drain connection to any other underground structure.

(c) Electrical equipment in vaults must conform to the applicable requirements of Class 1, Group D, of the National Electrical Code, ANSI/NFPA 70.

Code of Federal Regulations Currentness

**§ 192.191 Design pressure of plastic fittings.**

(a) Thermosetting fittings for plastic pipe must conform to ASTM D 2517.

(b) Thermoplastic fittings for plastic pipe must conform to ASTM D 2513.

Code of Federal Regulations Currentness

**§ 192.193 Valve installation in plastic pipe.**

Each valve installed in plastic pipe must be designed so as to protect the plastic material against excessive torsional or shearing loads when the valve or shutoff is operated, and from any other secondary stresses that might be exerted through the valve or its enclosure.

Code of Federal Regulations Currentness

**§ 192.195 Protection against accidental overpressur-**

ing.

(a) General requirements. Except as provided in § 192.197, each pipeline that is connected to a gas source so that the maximum allowable operating pressure could be exceeded as the result of pressure control failure or of some other type of failure, must have pressure relieving or pressure limiting devices that meet the requirements of §§ 192.199 and 192.201.

(b) Additional requirements for distribution systems. Each distribution system that is supplied from a source of gas that is at a higher pressure than the maximum allowable operating pressure for the system must--

- (1) Have pressure regulation devices capable of meeting the pressure, load, and other service conditions that will be experienced in normal operation of the system, and that could be activated in the event of failure of some portion of the system; and
- (2) Be designed so as to prevent accidental overpressuring.

Code of Federal Regulations Currentness

**§ 192.197 Control of the pressure of gas delivered from high-pressure distribution systems.**

(a) If the maximum actual operating pressure of the distribution system is 60 p.s.i. (414 kPa) gage, or less and a service regulator having the following characteristics is used, no other pressure limiting device is required:

- (1) A regulator capable of reducing distribution line pressure to pressures recommended for household appliances.
- (2) A single port valve with proper orifice for the maximum gas pressure at the regulator inlet.
- (3) A valve seat made of resilient material designed to withstand abrasion of the gas, impurities in gas,

cutting by the valve, and to resist permanent deformation when it is pressed against the valve port.

(4) Pipe connections to the regulator not exceeding 2 inches (51 millimeters) in diameter.

(5) A regulator that, under normal operating conditions, is able to regulate the downstream pressure within the necessary limits of accuracy and to limit the build-up of pressure under no-flow conditions to prevent a pressure that would cause the unsafe operation of any connected and properly adjusted gas utilization equipment.

(6) A self-contained service regulator with no external static or control lines.

(b) If the maximum actual operating pressure of the distribution system is 60 p.s.i. (414 kPa) gage, or less, and a service regulator that does not have all of the characteristics listed in paragraph (a) of this section is used, or if the gas contains materials that seriously interfere with the operation of service regulators, there must be suitable protective devices to prevent unsafe overpressuring of the customer's appliances if the service regulator fails.

(c) If the maximum actual operating pressure of the distribution system exceeds 60 p.s.i. (414 kPa) gage, one of the following methods must be used to regulate and limit, to the maximum safe value, the pressure of gas delivered to the customer:

- (1) A service regulator having the characteristics listed in paragraph (a) of this section, and another regulator located upstream from the service regulator. The upstream regulator may not be set to maintain a pressure higher than 60 p.s.i. (414 kPa) gage. A device must be installed between the upstream regulator and the service regulator to limit the pressure on the inlet of the service regulator to 60 p.s.i. (414 kPa) gage or less in case the upstream regulator fails to function properly. This device may be either a relief valve or an automatic shutoff that shuts, if the pressure on the inlet of the service regulator exceeds the set pressure (60 p.s.i. (414 kPa)

gage or less), and remains closed until manually reset.

(2) A service regulator and a monitoring regulator set to limit, to a maximum safe value, the pressure of the gas delivered to the customer.

(3) A service regulator with a relief valve vented to the outside atmosphere, with the relief valve set to open so that the pressure of gas going to the customer does not exceed a maximum safe value. The relief valve may either be built into the service regulator or it may be a separate unit installed downstream from the service regulator. This combination may be used alone only in those cases where the inlet pressure on the service regulator does not exceed the manufacturer's safe working pressure rating of the service regulator, and may not be used where the inlet pressure on the service regulator exceeds 125 p.s.i. (862 kPa) gage. For higher inlet pressures, the methods in paragraph (c)(1) or (2) of this section must be used.

(4) A service regulator and an automatic shutoff device that closes upon a rise in pressure downstream from the regulator and remains closed until manually reset.

#### Code of Federal Regulations Currentness

#### § 192.199 Requirements for design of pressure relief and limiting devices.

Except for rupture discs, each pressure relief or pressure limiting device must:

- (a) Be constructed of materials such that the operation of the device will not be impaired by corrosion;
- (b) Have valves and valve seats that are designed not to stick in a position that will make the device inoperative;
- (c) Be designed and installed so that it can be readily operated to determine if the valve is free, can be tested to determine the pressure at which it will oper-

ate, and can be tested for leakage when in the closed position;

(d) Have support made of noncombustible material;

(e) Have discharge stacks, vents, or outlet ports designed to prevent accumulation of water, ice, or snow, located where gas can be discharged into the atmosphere without undue hazard;

(f) Be designed and installed so that the size of the openings, pipe, and fittings located between the system to be protected and the pressure relieving device, and the size of the vent line, are adequate to prevent hammering of the valve and to prevent impairment of relief capacity;

(g) Where installed at a district regulator station to protect a pipeline system from overpressuring, be designed and installed to prevent any single incident such as an explosion in a vault or damage by a vehicle from affecting the operation of both the overpressure protective device and the district regulator; and

(h) Except for a valve that will isolate the system under protection from its source of pressure, be designed to prevent unauthorized operation of any stop valve that will make the pressure relief valve or pressure limiting device inoperative.

#### Code of Federal Regulations Currentness

#### § 192.201 Required capacity of pressure relieving and limiting stations.

(a) Each pressure relief station or pressure limiting station or group of those stations installed to protect a pipeline must have enough capacity, and must be set to operate, to insure the following:

- (1) In a low pressure distribution system, the pressure may not cause the unsafe operation of any connected and properly adjusted gas utilization equipment.



(2) In pipelines other than a low pressure distribution system:

(i) If the maximum allowable operating pressure is 60 p.s.i. (414 kPa) gage or more, the pressure may not exceed the maximum allowable operating pressure plus 10 percent, or the pressure that produces a hoop stress of 75 percent of SMYS, whichever is lower;

(ii) If the maximum allowable operating pressure is 12 p.s.i. (83 kPa) gage or more, but less than 60 p.s.i. (414 kPa) gage, the pressure may not exceed the maximum allowable operating pressure plus 6 p.s.i. (41 kPa) gage; or

(iii) If the maximum allowable operating pressure is less than 12 p.s.i. (83 kPa) gage, the pressure may not exceed the maximum allowable operating pressure plus 50 percent.

(b) When more than one pressure regulating or compressor station feeds into a pipeline, relief valves or other protective devices must be installed at each station to ensure that the complete failure of the largest capacity regulator or compressor, or any single run of lesser capacity regulators or compressors in that station, will not impose pressures on any part of the pipeline or distribution system in excess of those for which it was designed, or against which it was protected, whichever is lower.

(c) Relief valves or other pressure limiting devices must be installed at or near each regulator station in a low-pressure distribution system, with a capacity to limit the maximum pressure in the main to a pressure that will not exceed the safe operating pressure for any connected and properly adjusted gas utilization equipment.

Code of Federal Regulations Currentness

§ 192.203 Instrument, control, and sampling pipe and components.

(a) *Applicability.* This section applies to the design of instrument, control, and sampling pipe and components. It does not apply to permanently closed systems, such as fluid-filled temperature-responsive devices.

(b) *Materials and design.* All materials employed for pipe and components must be designed to meet the particular conditions of service and the following:

(1) Each takeoff connection and attaching boss, fitting, or adapter must be made of suitable material, be able to withstand the maximum service pressure and temperature of the pipe or equipment to which it is attached, and be designed to satisfactorily withstand all stresses without failure by fatigue.

(2) Except for takeoff lines that can be isolated from sources of pressure by other valving, a shutoff valve must be installed in each takeoff line as near as practicable to the point of takeoff. Blowdown valves must be installed where necessary.

(3) Brass or copper material may not be used for metal temperatures greater than 400degrees F (204degrees C).

(4) Pipe or components that may contain liquids must be protected by heating or other means from damage due to freezing.

(5) Pipe or components in which liquids may accumulate must have drains or drips.

(6) Pipe or components subject to clogging from solids or deposits must have suitable connections for cleaning.

(7) The arrangement of pipe, components, and supports must provide safety under anticipated operating stresses.

(8) Each joint between sections of pipe, and between pipe and valves or fittings, must be made in a manner suitable for the anticipated pressure and temperature condition. Slip type expansion joints may not be used. Expansion must be allowed for by providing flexibility within the system itself.

(9) Each control line must be protected from anticipated causes of damage and must be designed and installed to prevent damage to any one control line from making both the regulator and the over-pressure protective device inoperative.

Code of Federal Regulations Currentness

**§ 192.221 Scope.**

(a) This subpart prescribes minimum requirements for welding steel materials in pipelines.

(b) This subpart does not apply to welding that occurs during the manufacture of steel pipe or steel pipeline components.

Code of Federal Regulations Currentness

**§ 192.223 [Reserved]**

Code of Federal Regulations Currentness

**§ 192.225 Welding procedures.**

(a) Welding must be performed by a qualified welder in accordance with welding procedures qualified under section 5 of API 1104 (incorporated by reference, see § 192.7) or section IX of the ASME Boiler and Pressure Vessel Code "Welding and Brazing Qualifications" (incorporated by reference, see § 192.7) to produce welds meeting the requirements of this subpart. The quality of the test welds used to qualify welding procedures shall be determined by destructive testing in accordance with the applicable welding standard(s).

(b) Each welding procedure must be recorded in detail, including the results of the qualifying tests. This record must be retained and followed whenever the procedure is used.

Code of Federal Regulations Currentness

**§ 192.227 Qualification of welders.**

(a) Except as provided in paragraph (b) of this section, each welder must be qualified in accordance with section 6 of API 1104 (incorporated by reference, see § 192.7) or section IX of the ASME Boiler and Pressure Vessel Code (incorporated by reference, see § 192.7). However, a welder qualified under an earlier edition than listed in § 192.7 of this part may weld but may not requalify under that earlier edition.

(b) A welder may qualify to perform welding on pipe to be operated at a pressure that produces a hoop stress of less than 20 percent of SMYS by performing an acceptable test weld, for the process to be used, under the test set forth in section I of Appendix C of this part. Each welder who is to make a welded service line connection to a main must first perform an acceptable test weld under section II of Appendix C of this part as a requirement of the qualifying test.

Code of Federal Regulations Currentness

**§ 192.229 Limitations on welders.**

(a) No welder whose qualification is based on nondestructive testing may weld compressor station pipe and components.

(b) No welder may weld with a particular welding process unless, within the preceding 6 calendar months, he has engaged in welding with that process.

(c) A welder qualified under § 192.227(a)--

(1) May not weld on pipe to be operated at a pressure that produces a hoop stress of 20 percent or more of SMYS unless within the preceding 6 calendar months the welder has had one weld tested and found acceptable under the sections 6 or 9 of API Standard 1104 (incorporated by reference, see § 192.7). Alternatively, welders may maintain an ongoing qualification status by performing welds tested and found acceptable under the above acceptance criteria at least twice each calendar year, but



at intervals not exceeding 7 1/2 months. A welder qualified under an earlier edition of a standard listed in § 192.7 of this part may weld but may not re-qualify under that earlier edition; and

(2) May not weld on pipe to be operated at a pressure that produces a hoop stress of less than 20 percent of SMYS unless the welder is tested in accordance with paragraph (c)(1) of this section or requalifies under paragraph (d)(1) or (d)(2) of this section.

(d) A welder qualified under § 192.227(b) may not weld unless--

(1) Within the preceding 15 calendar months, but at least once each calendar year, the welder has re-qualified under § 192.227(b); or

(2) Within the preceding 7 1/2 calendar months, but at least twice each calendar year, the welder has had--

(i) A production weld cut out, tested, and found acceptable in accordance with the qualifying test; or

(ii) For welders who work only on service lines 2 inches (51 millimeters) or smaller in diameter, two sample welds tested and found acceptable in accordance with the test in section III of Appendix C of this part.

Code of Federal Regulations Currentness

**§ 192.231 Protection from weather.**

The welding operation must be protected from weather conditions that would impair the quality of the completed weld.

Code of Federal Regulations Currentness

**§ 192.233 Miter joints.**

(a) A miter joint on steel pipe to be operated at a pres-

sure that produces a hoop stress of 30 percent or more of SMYS may not deflect the pipe more than 3°.

(b) A miter joint on steel pipe to be operated at a pressure that produces a hoop stress of less than 30 percent, but more than 10 percent, of SMYS may not deflect the pipe more than 12 1/2 ° and must be a distance equal to one pipe diameter or more away from any other miter joint, as measured from the crotch of each joint.

(c) A miter joint on steel pipe to be operated at a pressure that produces a hoop stress of 10 percent or less of SMYS may not deflect the pipe more than 90°.

Code of Federal Regulations Currentness

**§ 192.235 Preparation for welding.**

Before beginning any welding, the welding surfaces must be clean and free of any material that may be detrimental to the weld, and the pipe or component must be aligned to provide the most favorable condition for depositing the root bead. This alignment must be preserved while the root bead is being deposited.

Code of Federal Regulations Currentness

**§ 192.237 [Reserved]**

Code of Federal Regulations Currentness

**§ 192.239 [Reserved]**

Code of Federal Regulations Currentness

**§ 192.241 Inspection and test of welds.**

(a) Visual inspection of welding must be conducted by an individual qualified by appropriate training and experience to ensure that:

(1) The welding is performed in accordance with the welding procedure; and

(2) The weld is acceptable under paragraph (c) of this section.

(b) The welds on a pipeline to be operated at a pressure that produces a hoop stress of 20 percent or more of SMYS must be nondestructively tested in accordance with § 192.243, except that welds that are visually inspected and approved by a qualified welding inspector need not be nondestructively tested if:

(1) The pipe has a nominal diameter of less than 6 inches (152 millimeters); or

(2) The pipeline is to be operated at a pressure that produces a hoop stress of less than 40 percent of SMYS and the welds are so limited in number that nondestructive testing is impractical.

(c) The acceptability of a weld that is nondestructively tested or visually inspected is determined according to the standards in Section 9 of API Standard 1104 (incorporated by reference, see § 192.7). However, if a girth weld is unacceptable under those standards for a reason other than a crack, and if Appendix A to API 1104 applies to the weld, the acceptability of the weld may be further determined under that appendix.

#### Code of Federal Regulations Currentness

##### § 192.243 Nondestructive testing.

(a) Nondestructive testing of welds must be performed by any process, other than trepanning, that will clearly indicate defects that may affect the integrity of the weld.

(b) Nondestructive testing of welds must be performed:

(1) In accordance with written procedures; and

(2) By persons who have been trained and qualified in the established procedures and with the equipment employed in testing.

(c) Procedures must be established for the proper interpretation of each nondestructive test of a weld to ensure the acceptability of the weld under § 192.241(c).

(d) When nondestructive testing is required under § 192.241(b), the following percentages of each day's field butt welds, selected at random by the operator, must be nondestructively tested over their entire circumference:

(1) In Class 1 locations, except offshore, at least 10 percent.

(2) In Class 2 locations, at least 15 percent.

(3) In Class 3 and Class 4 locations, at crossings of major or navigable rivers, offshore, and within railroad or public highway rights-of-way, including tunnels, bridges, and overhead road crossings, 100 percent unless impracticable, in which case at least 90 percent. Nondestructive testing must be impracticable for each girth weld not tested.

(4) At pipeline tie-ins, including tie-ins of replacement sections, 100 percent.

(e) Except for a welder whose work is isolated from the principal welding activity, a sample of each welder's work for each day must be nondestructively tested, when nondestructive testing is required under § 192.241(b).

(f) When nondestructive testing is required under § 192.241(b), each operator must retain, for the life of the pipeline, a record showing by milepost, engineering station, or by geographic feature, the number of girth welds made, the number nondestructively tested, the number rejected, and the disposition of the rejects.

#### Code of Federal Regulations Currentness

##### § 192.245 Repair or removal of defects.

(a) Each weld that is unacceptable under § 192.241(c) must be removed or repaired. Except for welds on an

offshore pipeline being installed from a pipeline vessel, a weld must be removed if it has a crack that is more than 8 percent of the weld length.

(b) Each weld that is repaired must have the defect removed down to sound metal and the segment to be repaired must be preheated if conditions exist which would adversely affect the quality of the weld repair. After repair, the segment of the weld that was repaired must be inspected to ensure its acceptability.

(c) Repair of a crack, or of any defect in a previously repaired area must be in accordance with written weld repair procedures that have been qualified under § 192.225. Repair procedures must provide that the minimum mechanical properties specified for the welding procedure used to make the original weld are met upon completion of the final weld repair.

#### Code of Federal Regulations Currentness

##### § 192.271 Scope.

(a) This subpart prescribes minimum requirements for joining materials in pipelines, other than by welding.

(b) This subpart does not apply to joining during the manufacture of pipe or pipeline components.

#### Code of Federal Regulations Currentness

##### § 192.273 General.

(a) The pipeline must be designed and installed so that each joint will sustain the longitudinal pullout or thrust forces caused by contraction or expansion of the piping or by anticipated external or internal loading.

(b) Each joint must be made in accordance with written procedures that have been proven by test or experience to produce strong gastight joints.

(c) Each joint must be inspected to insure compliance with this subpart.

#### Code of Federal Regulations Currentness

##### § 192.275 Cast iron pipe.

(a) Each caulked bell and spigot joint in cast iron pipe must be sealed with mechanical leak clamps.

(b) Each mechanical joint in cast iron pipe must have a gasket made of a resilient material as the sealing medium. Each gasket must be suitably confined and retained under compression by a separate gland or follower ring.

(c) Cast iron pipe may not be joined by threaded joints.

(d) Cast iron pipe may not be joined by brazing.

#### Code of Federal Regulations Currentness

##### § 192.277 Ductile iron pipe.

(a) Ductile iron pipe may not be joined by threaded joints.

(b) Ductile iron pipe may not be joined by brazing.

#### Code of Federal Regulations Currentness

##### § 192.279 Copper pipe.

Copper pipe may not be threaded except that copper pipe used for joining screw fittings or valves may be threaded if the wall thickness is equivalent to the comparable size of Schedule 40 or heavier wall pipe listed in Table C1 of ASME/ANSI B16.5.

#### Code of Federal Regulations Currentness

##### § 192.281 Plastic pipe.

(a) General. A plastic pipe joint that is joined by solvent cement, adhesive, or heat fusion may not be

disturbed until it has properly set. Plastic pipe may not be joined by a threaded joint or miter joint.

(b) Solvent cement joints. Each solvent cement joint on plastic pipe must comply with the following:

(1) The mating surfaces of the joint must be clean, dry, and free of material which might be detrimental to the joint.

(2) The solvent cement must conform to ASTM Designation D 2513.

(3) The joint may not be heated to accelerate the setting of the cement.

(c) Heat-fusion joints. Each heat-fusion joint on plastic pipe must comply with the following:

(1) A butt heat-fusion joint must be joined by a device that holds the heater element square to the ends of the piping, compresses the heated ends together, and holds the pipe in proper alignment while the plastic hardens.

(2) A socket heat-fusion joint must be joined by a device that heats the mating surfaces of the joint uniformly and simultaneously to essentially the same temperature.

(3) An electrofusion joint must be joined utilizing the equipment and techniques of the fittings manufacturer or equipment and techniques shown, by testing joints to the requirements of § 192.283(a)(1)(iii), to be at least equivalent to those of the fittings manufacturer.

(4) Heat may not be applied with a torch or other open flame.

(d) Adhesive joints. Each adhesive joint on plastic pipe must comply with the following:

(1) The adhesive must conform to ASTM Designation D 2517.

(2) The materials and adhesive must be compatible with each other.

(e) Mechanical joints. Each compression type mechanical joint on plastic pipe must comply with the following:

(1) The gasket material in the coupling must be compatible with the plastic.

(2) A rigid internal tubular stiffener, other than a split tubular stiffener, must be used in conjunction with the coupling.

Code of Federal Regulations Currentness

**§ 192.283 Plastic pipe: Qualifying joining procedures.**

(a) Heat fusion, solvent cement, and adhesive joints. Before any written procedure established under § 192.273(b) is used for making plastic pipe joints by a heat fusion, solvent cement, or adhesive method, the procedure must be qualified by subjecting specimen joints made according to the procedure to the following tests:

(1) The burst test requirements of--

(i) In the case of thermoplastic pipe, paragraph 6.6 (sustained pressure test) or paragraph 6.7 (Minimum Hydrostatic Burst Test) or paragraph 8.9 (Sustained Static pressure Test) of ASTM D2513 (incorporated by reference, see § 192.7);

(ii) In the case of thermosetting plastic pipe, paragraph 8.5 (Minimum Hydrostatic Burst Pressure) or paragraph 8.9 (Sustained Static Pressure Test) of ASTM D2517 (incorporated by reference, see § 192.7); or

(iii) In the case of electrofusion fittings for polyethylene pipe and tubing, paragraph 9.1 (Minimum Hydraulic Burst Pressure Test), paragraph 9.2 (Sustained Pressure Test), paragraph 9.3 (Tensile Strength Test), or paragraph 9.4 (Joint Integrity Tests) of ASTM Designation F1055 (incorporated by reference, see § 192.7).

(2) For procedures intended for lateral pipe connections, subject a specimen joint made from pipe sections joined at right angles according to the procedure to a force on the lateral pipe until failure occurs in the specimen. If failure initiates outside the joint area, the procedure qualifies for use; and

(3) For procedures intended for non-lateral pipe connections, follow the tensile test requirements of ASTM D638 (incorporated by reference, see § 192.7), except that the test may be conducted at ambient temperature and humidity. If the specimen elongates no less than 25 percent or failure initiates outside the joint area, the procedure qualifies for use.

(b) Mechanical joints. Before any written procedure established under § 192.273(b) is used for making mechanical plastic pipe joints that are designed to withstand tensile forces, the procedure must be qualified by subjecting 5 specimen joints made according to the procedure to the following tensile test:

(1) Use an apparatus for the test as specified in ASTM D 638 (except for conditioning), (incorporated by reference, see § 192.7).

(2) The specimen must be of such length that the distance between the grips of the apparatus and the end of the stiffener does not affect the joint strength.

(3) The speed of testing is 0.20 in (5.0 mm) per minute, plus or minus 25 percent.

(4) Pipe specimens less than 4 inches (102 mm) in diameter are qualified if the pipe yields to an elongation of no less than 25 percent or failure initiates outside the joint area.

(5) Pipe specimens 4 inches (102 mm) and larger in diameter shall be pulled until the pipe is subjected to a tensile stress equal to or greater than the maximum thermal stress that would be produced by a temperature change of 100degrees F (38degrees C) or until the pipe is pulled from the fitting. If the pipe pulls from the fitting, the lowest value of the

five test results or the manufacturer's rating, whichever is lower must be used in the design calculations for stress.

(6) Each specimen that fails at the grips must be retested using new pipe.

(7) Results obtained pertain only to the specific outside diameter, and material of the pipe tested, except that testing of a heavier wall pipe may be used to qualify pipe of the same material but with a lesser wall thickness.

(c) A copy of each written procedure being used for joining plastic pipe must be available to the persons making and inspecting joints.

(d) Pipe or fittings manufactured before July 1, 1980, may be used in accordance with procedures that the manufacturer certifies will produce a joint as strong as the pipe.

#### Code of Federal Regulations Currentness

#### § 192.285 Plastic pipe: Qualifying persons to make joints.

(a) No person may make a plastic pipe joint unless that person has been qualified under the applicable joining procedure by:

(1) Appropriate training or experience in the use of the procedure; and

(2) Making a specimen joint from pipe sections joined according to the procedure that passes the inspection and test set forth in paragraph (b) of this section.

(b) The specimen joint must be:

(1) Visually examined during and after assembly or joining and found to have the same appearance as a joint or photographs of a joint that is acceptable under the procedure; and

(2) In the case of a heat fusion, solvent cement, or adhesive joint:

(i) Tested under any one of the test methods listed under § 192.283(a) applicable to the type of joint and material being tested;

(ii) Examined by ultrasonic inspection and found not to contain flaws that would cause failure; or

(iii) Cut into at least 3 longitudinal straps, each of which is:

(A) Visually examined and found not to contain voids or discontinuities on the cut surfaces of the joint area; and

(B) Deformed by bending, torque, or impact, and if failure occurs, it must not initiate in the joint area.

(c) A person must be requalified under an applicable procedure, if during any 12-month period that person:

(1) Does not make any joints under that procedure; or

(2) Has 3 joints or 3 percent of the joints made, whichever is greater, under that procedure that are found unacceptable by testing under § 192.513.

(d) Each operator shall establish a method to determine that each person making joints in plastic pipelines in the operator's system is qualified in accordance with this section.

Code of Federal Regulations Currentness

**§ 192.287 Plastic pipe: Inspection of joints.**

No person may carry out the inspection of joints in plastic pipes required by §§ 192.273(c) and 192.285(b) unless that person has been qualified by appropriate training or experience in evaluating the acceptability of plastic pipe joints made under the applicable joining procedure.

Code of Federal Regulations Currentness

**§ 192.301 Scope.**

This subpart prescribes minimum requirements for constructing transmission lines and mains.

Code of Federal Regulations Currentness

**§ 192.303 Compliance with specifications or standards.**

Each transmission line or main must be constructed in accordance with comprehensive written specifications or standards that are consistent with this part.

Code of Federal Regulations Currentness

**§ 192.305 Inspection: General.**

Each transmission line or main must be inspected to ensure that it is constructed in accordance with this part.

Code of Federal Regulations Currentness

**§ 192.307 Inspection of materials.**

Each length of pipe and each other component must be visually inspected at the site of installation to ensure that it has not sustained any visually determinable damage that could impair its serviceability.

Code of Federal Regulations Currentness

**§ 192.309 Repair of steel pipe.**

(a) Each imperfection or damage that impairs the serviceability of a length of steel pipe must be repaired or removed. If a repair is made by grinding, the remaining wall thickness must at least be equal to either:

- (1) The minimum thickness required by the tolerances in the specification to which the pipe was manufactured; or
- (2) The nominal wall thickness required for the design pressure of the pipeline.
- (b) Each of the following dents must be removed from steel pipe to be operated at a pressure that produces a hoop stress of 20 percent, or more, of SMYS, unless the dent is repaired by a method that reliable engineering tests and analyses show can permanently restore the serviceability of the pipe:
- (1) A dent that contains a stress concentrator such as a scratch, gouge, groove, or arc burn.
- (2) A dent that affects the longitudinal weld or a circumferential weld.
- (3) In pipe to be operated at a pressure that produces a hoop stress of 40 percent or more of SMYS, a dent that has a depth of:
- (i) More than 1/4 inch (6.4 millimeters) in pipe 12 3/4 inches (324 millimeters) or less in outer diameter; or
- (ii) More than 2 percent of the nominal pipe diameter in pipe over 12 3/4 inches (324 millimeters) in outer diameter.

For the purpose of this section a "dent" is a depression that produces a gross disturbance in the curvature of the pipe wall without reducing the pipe-wall thickness. The depth of a dent is measured as the gap between the lowest point of the dent and a prolongation of the original contour of the pipe.

(c) Each arc burn on steel pipe to be operated at a pressure that produces a hoop stress of 40 percent, or more, of SMYS must be repaired or removed. If a repair is made by grinding, the arc burn must be completely removed and the remaining wall thickness must be at least equal to either:

- (1) The minimum wall thickness required by the

tolerances in the specification to which the pipe was manufactured; or

- (2) The nominal wall thickness required for the design pressure of the pipeline.

(d) A gouge, groove, arc burn, or dent may not be repaired by insert patching or by pounding out.

(e) Each gouge, groove, arc burn, or dent that is removed from a length of pipe must be removed by cutting out the damaged portion as a cylinder.

#### Code of Federal Regulations Currentness

#### § 192.311 Repair of plastic pipe.

Each imperfection or damage that would impair the serviceability of plastic pipe must be repaired or removed.

#### Code of Federal Regulations Currentness

#### § 192.313 Bends and elbows.

(a) Each field bend in steel pipe, other than a wrinkle bend made in accordance with § 192.315, must comply with the following:

(1) A bend must not impair the serviceability of the pipe.

(2) Each bend must have a smooth contour and be free from buckling, cracks, or any other mechanical damage.

(3) On pipe containing a longitudinal weld, the longitudinal weld must be as near as practicable to the neutral axis of the bend unless:

(i) The bend is made with an internal bending mandrel; or

(ii) The pipe is 12 inches (305 millimeters) or less in outside diameter or has a diameter to wall thick-

ness ratio less than 70.

(b) Each circumferential weld of steel pipe which is located where the stress during bending causes a permanent deformation in the pipe must be nondestructively tested either before or after the bending process.

(c) Wrought-steel welding elbows and transverse segments of these elbows may not be used for changes in direction on steel pipe that is 2 inches (51 millimeters) or more in diameter unless the arc length, as measured along the crotch, is at least 1 inch (25 millimeters).

#### Code of Federal Regulations Currentness

##### § 192.315 Wrinkle bends in steel pipe.

(a) A wrinkle bend may not be made on steel pipe to be operated at a pressure that produces a hoop stress of 30 percent, or more, of SMYS.

(b) Each wrinkle bend on steel pipe must comply with the following:

(1) The bend must not have any sharp kinks.

(2) When measured along the crotch of the bend, the wrinkles must be a distance of at least one pipe diameter.

(3) On pipe 16 inches (406 millimeters) or larger in diameter, the bend may not have a deflection of more than  $1\frac{1}{2}^\circ$  for each wrinkle.

(4) On pipe containing a longitudinal weld the longitudinal seam must be as near as practicable to the neutral axis of the bend.

#### Code of Federal Regulations Currentness

##### § 192.317 Protection from hazards.

(a) The operator must take all practicable steps to protect each transmission line or main from washouts,

floods, unstable soil, landslides, or other hazards that may cause the pipeline to move or to sustain abnormal loads. In addition, the operator must take all practicable steps to protect offshore pipelines from damage by mud slides, water currents, hurricanes, ship anchors, and fishing operations.

(b) Each aboveground transmission line or main, not located offshore or in inland navigable water areas, must be protected from accidental damage by vehicular traffic or other similar causes, either by being placed at a safe distance from the traffic or by installing barricades.

(c) Pipelines, including pipe risers, on each platform located offshore or in inland navigable waters must be protected from accidental damage by vessels.

#### Code of Federal Regulations Currentness

##### § 192.319 Installation of pipe in a ditch.

(a) When installed in a ditch, each transmission line that is to be operated at a pressure producing a hoop stress of 20 percent or more of SMYS must be installed so that the pipe fits the ditch so as to minimize stresses and protect the pipe coating from damage.

(b) When a ditch for a transmission line or main is backfilled, it must be backfilled in a manner that:

(1) Provides firm support under the pipe; and

(2) Prevents damage to the pipe and pipe coating from equipment or from the backfill material.

(c) All offshore pipe in water at least 12 feet (3.7 meters) deep but not more than 200 feet (61 meters) deep, as measured from the mean low tide, except pipe in the Gulf of Mexico and its inlets under 15 feet (4.6 meters) of water, must be installed so that the top of the pipe is below the natural bottom unless the pipe is supported by stanchions, held in place by anchors or heavy concrete coating, or protected by an equivalent means. Pipe in the Gulf of Mexico and its inlets under 15 feet (4.6 meters) of water must be installed



so that the top of the pipe is 36 inches (914 millimeters) below the seabed for normal excavation or 18 inches (457 millimeters) for rock excavation.

#### Code of Federal Regulations Currentness

##### § 192.321 Installation of plastic pipe.

(a) Plastic pipe must be installed below ground level except as provided by paragraphs (g) and (h) of this section.

(b) Plastic pipe that is installed in a vault or any other below grade enclosure must be completely encased in gas-tight metal pipe and fittings that are adequately protected from corrosion.

(c) Plastic pipe must be installed so as to minimize shear or tensile stresses.

(d) Thermoplastic pipe that is not encased must have a minimum wall thickness of 0.090 inch (2.29 millimeters), except that pipe with an outside diameter of 0.875 inch (22.3 millimeters) or less may have a minimum wall thickness of 0.062 inch (1.58 millimeters).

(e) Plastic pipe that is not encased must have an electrically conducting wire or other means of locating the pipe while it is underground. Tracer wire may not be wrapped around the pipe and contact with the pipe must be minimized but is not prohibited. Tracer wire or other metallic elements installed for pipe locating purposes must be resistant to corrosion damage, either by use of coated copper wire or by other means.

(f) Plastic pipe that is being encased must be inserted into the casing pipe in a manner that will protect the plastic. The leading end of the plastic must be closed before insertion.

(g) Uncased plastic pipe may be temporarily installed above ground level under the following conditions:

(1) The operator must be able to demonstrate that the cumulative aboveground exposure of the pipe does not exceed the manufacturer's recommended

maximum period of exposure or 2 years, whichever is less.

(2) The pipe either is located where damage by external forces is unlikely or is otherwise protected against such damage.

(3) The pipe adequately resists exposure to ultraviolet light and high and low temperatures.

(h) Plastic pipe may be installed on bridges provided that it is:

(1) Installed with protection from mechanical damage, such as installation in a metallic casing;

(2) Protected from ultraviolet radiation; and

(3) Not allowed to exceed the pipe temperature limits specified in § 192.123.

#### Code of Federal Regulations Currentness

##### § 192.323 Casing.

Each casing used on a transmission line or main under a railroad or highway must comply with the following:

(a) The casing must be designed to withstand the superimposed loads.

(b) If there is a possibility of water entering the casing, the ends must be sealed.

(c) If the ends of an unvented casing are sealed and the sealing is strong enough to retain the maximum allowable operating pressure of the pipe, the casing must be designed to hold this pressure at a stress level of not more than 72 percent of SMYS.

(d) If vents are installed on a casing, the vents must be protected from the weather to prevent water from entering the casing.

#### Code of Federal Regulations Currentness

## § 192.325 Underground clearance.

(a) Each transmission line must be installed with at least 12 inches (305 millimeters) of clearance from any other underground structure not associated with the transmission line. If this clearance cannot be attained, the transmission line must be protected from damage that might result from the proximity of the other structure.

(b) Each main must be installed with enough clearance from any other underground structure to allow proper maintenance and to protect against damage that might result from proximity to other structures.

(c) In addition to meeting the requirements of paragraph (a) or (b) of this section, each plastic transmission line or main must be installed with sufficient clearance, or must be insulated, from any source of

heat so as to prevent the heat from impairing the serviceability of the pipe.

(d) Each pipe-type or bottle-type holder must be installed with a minimum clearance from any other holder as prescribed in § 192.175(b).

## Code of Federal Regulations Currentness

## § 192.327 Cover.

(a) Except as provided in paragraphs (c), (e), (f), and (g) of this section, each buried transmission line must be installed with a minimum cover as follows:

Location	Normal soil	Consolidated rock
	Inches (Millimeters)	
Class 1 locations	30 (762)	18 (457)
Class 2, 3, and 4 locations	36 (914)	24 (610)
<b>Drainage ditches of public roads and railroad crossings</b>	<b>36 (914)</b>	<b>24 (610)</b>

(b) Except as provided in paragraphs (c) and (d) of this section, each buried main must be installed with at least 24 inches (610 millimeters) of cover.

(c) Where an underground structure prevents the installation of a transmission line or main with the minimum cover, the transmission line or main may be installed with less cover if it is provided with additional protection to withstand anticipated external loads.

(d) A main may be installed with less than 24 inches (610 millimeters) of cover if the law of the State or municipality:

(1) Establishes a minimum cover of less than 24 inches (610 millimeters);

(2) Requires that mains be installed in a common trench with other utility lines; and

(3) Provides adequately for prevention of damage to the pipe by external forces.

(e) Except as provided in paragraph (c) of this section, all pipe installed in a navigable river, stream, or harbor must be installed with a minimum cover of 48 inches (1,219 millimeters) in soil or 24 inches (610 millimeters) in consolidated rock between the top of the pipe and the underwater natural bottom (as de-

terminated by recognized and generally accepted practices).

(f) All pipe installed offshore, except in the Gulf of Mexico and its inlets, under water not more than 200 feet (60 meters) deep, as measured from the mean low tide, must be installed as follows:

(1) Except as provided in paragraph (c) of this section, pipe under water less than 12 feet (3.66 meters) deep, must be installed with a minimum cover of 36 inches (914 millimeters) in soil or 18 inches (457 millimeters) in consolidated rock between the top of the pipe and the natural bottom.

(2) Pipe under water at least 12 feet (3.66 meters) deep must be installed so that the top of the pipe is below the natural bottom, unless the pipe is supported by stanchions, held in place by anchors or heavy concrete coating, or protected by an equivalent means.

(g) All pipelines installed under water in the Gulf of

Mexico and its inlets, as defined in § 192.3, must be installed in accordance with § 192.612(b)(3).

#### Code of Federal Regulations Currentness

§ 192.328 Additional construction requirements for steel pipe using alternative maximum allowable operating pressure.

For a new or existing pipeline segment to be eligible for operation at the alternative maximum allowable operating pressure calculated under § 192.620, a segment must meet the following additional construction requirements. Records must be maintained, for the useful life of the pipeline, demonstrating compliance with these requirements:

To address this construction issue:

The pipeline segment must meet this additional construction requirement:

(a) Quality assurance

(1) The construction of the pipeline segment must be done under a quality assurance plan addressing pipe inspection, hauling and stringing, field bending, welding, non-destructive examination of girth welds, applying and testing field applied coating, lowering of the pipeline into the ditch, padding and backfilling, and hydrostatic testing.

(2) The quality assurance plan for applying and testing field applied coating to girth welds must be:

(i) Equivalent to that required under § 192.112(f)(3) for pipe; and

(ii) Performed by an individual with the knowledge, skills, and ability to assure effective coating application.

(b) Girth welds

(1) All girth welds on a new pipeline segment must be non-destructively examined in accordance with § 192.243(b) and (c).

(c) Depth of cover

(1) Notwithstanding any lesser depth of cover otherwise allowed in § 192.327, there must be at least 36 inches (914 millimeters) of cover or equivalent means to protect the pipeline from outside force damage.

(2) In areas where deep tilling or other activities could threaten the pipeline, the top of the pipeline must be installed at least one foot below the deepest expected penetration of the soil.

(d) Initial strength testing

(1) The pipeline segment must not have experienced failures indicative of systemic material defects during strength testing, including initial hydrostatic testing. A root cause analysis, including metallurgical examination of the failed pipe, must be performed for any failure experienced to verify that it is not indicative of a systemic concern. The results of this root cause analysis must be reported to each PHMSA pipeline safety regional office where the pipe is in service at least 60 days prior to operating at the alternative MAOP. An operator must also notify a State pipeline safety authority when the pipeline is located in a State where PHMSA has an interstate agent agreement, or an intrastate pipeline is regulated by that State.

(e) Interference currents

(1) For a new pipeline segment, the construction must address the impacts of induced alternating current from parallel electric transmission lines and other known sources of potential interference with corrosion control.

Code of Federal Regulations Currentness

§ 192.351 Scope.

This subpart prescribes minimum requirements for installing customer meters, service regulators, service lines, service line valves, and service line connections to mains.

accessible location and be protected from corrosion and other damage, including, if installed outside a building, vehicular damage that may be anticipated. However, the upstream regulator in a series may be buried.

(b) Each service regulator installed within a building must be located as near as practical to the point of service line entrance.

Code of Federal Regulations Currentness

§ 192.353 Customer meters and regulators: Location.

(a) Each meter and service regulator, whether inside or outside a building, must be installed in a readily

(c) Each meter installed within a building must be located in a ventilated place and not less than 3 feet (914 millimeters) from any source of ignition or any source of heat which might damage the meter.

(d) Where feasible, the upstream regulator in a series must be located outside the building, unless it is located in a separate metering or regulating building.

Code of Federal Regulations Currentness

**§ 192.355 Customer meters and regulators: Protection from damage.**

(a) Protection from vacuum or back pressure. If the customer's equipment might create either a vacuum or a back pressure, a device must be installed to protect the system.

(b) Service regulator vents and relief vents. Service regulator vents and relief vents must terminate outdoors, and the outdoor terminal must--

- (1) Be rain and insect resistant;
- (2) Be located at a place where gas from the vent can escape freely into the atmosphere and away from any opening into the building; and
- (3) Be protected from damage caused by submergence in areas where flooding may occur.

(c) Pits and vaults. Each pit or vault that houses a customer meter or regulator at a place where vehicular traffic is anticipated, must be able to support that traffic.

Code of Federal Regulations Currentness

**§ 192.357 Customer meters and regulators: Installation.**

(a) Each meter and each regulator must be installed so as to minimize anticipated stresses upon the connecting piping and the meter.

(b) When close all-thread nipples are used, the wall thickness remaining after the threads are cut must meet the minimum wall thickness requirements of this part.

(c) Connections made of lead or other easily damaged material may not be used in the installation of meters or regulators.

(d) Each regulator that might release gas in its operation must be vented to the outside atmosphere.

Code of Federal Regulations Currentness

**§ 192.359 Customer meter installations: Operating pressure.**

(a) A meter may not be used at a pressure that is more than 67 percent of the manufacturer's shell test pressure.

(b) Each newly installed meter manufactured after November 12, 1970, must have been tested to a minimum of 10 p.s.i. (69 kPa) gage.

(c) A rebuilt or repaired tinned steel case meter may not be used at a pressure that is more than 50 percent of the pressure used to test the meter after rebuilding or repairing.

Code of Federal Regulations Currentness

**§ 192.361 Service lines: Installation.**

(a) Depth. Each buried service line must be installed with at least 12 inches (305 millimeters) of cover in private property and at least 18 inches (457 millimeters) of cover in streets and roads. However, where an underground structure prevents installation at those depths, the service line must be able to withstand any anticipated external load.

(b) Support and backfill. Each service line must be properly supported on undisturbed or well-compacted soil, and material used for backfill must be free of materials that could damage the pipe or its coating.

(c) Grading for drainage. Where condensate in the gas might cause interruption in the gas supply to the customer, the service line must be graded so as to drain into the main or into drips at the low points in the service line.

(d) Protection against piping strain and external load-

ing. Each service line must be installed so as to minimize anticipated piping strain and external loading.

(e) Installation of service lines into buildings. Each underground service line installed below grade through the outer foundation wall of a building must:

- (1) In the case of a metal service line, be protected against corrosion;
- (2) In the case of a plastic service line, be protected from shearing action and backfill settlement; and
- (3) Be sealed at the foundation wall to prevent leakage into the building.

(f) Installation of service lines under buildings. Where an underground service line is installed under a building:

- (1) It must be encased in a gas tight conduit;
- (2) The conduit and the service line must, if the service line supplies the building it underlies, extend into a normally usable and accessible part of the building; and
- (3) The space between the conduit and the service line must be sealed to prevent gas leakage into the building and, if the conduit is sealed at both ends, a vent line from the annular space must extend to a point where gas would not be a hazard, and extend above grade, terminating in a rain and insect resistant fitting.

(g) Locating underground service lines. Each underground nonmetallic service line that is not encased must have a means of locating the pipe that complies with § 192.321(e).

Code of Federal Regulations Currentness

**§ 192.363 Service lines: Valve requirements.**

(a) Each service line must have a service-line valve that meets the applicable requirements of Subparts B

and D of this part. A valve incorporated in a meter bar, that allows the meter to be bypassed, may not be used as a service-line valve.

(b) A soft seat service line valve may not be used if its ability to control the flow of gas could be adversely affected by exposure to anticipated heat.

(c) Each service-line valve on a high-pressure service line, installed above ground or in an area where the blowing of gas would be hazardous, must be designed and constructed to minimize the possibility of the removal of the core of the valve with other than specialized tools.

Code of Federal Regulations Currentness

**§ 192.365 Service lines: Location of valves.**

(a) Relation to regulator or meter. Each service-line valve must be installed upstream of the regulator or, if there is no regulator, upstream of the meter.

(b) Outside valves. Each service line must have a shut-off valve in a readily accessible location that, if feasible, is outside of the building.

(c) Underground valves. Each underground service-line valve must be located in a covered durable curb box or standpipe that allows ready operation of the valve and is supported independently of the service lines.

Code of Federal Regulations Currentness

**§ 192.367 Service lines: General requirements for connections to main piping.**

(a) Location. Each service line connection to a main must be located at the top of the main or, if that is not practical, at the side of the main, unless a suitable protective device is installed to minimize the possibility of dust and moisture being carried from the main into the service line.

(b) Compression-type connection to main. Each compression-type service line to main connection must:

(1) Be designed and installed to effectively sustain the longitudinal pull-out or thrust forces caused by contraction or expansion of the piping, or by anticipated external or internal loading; and

(2) If gaskets are used in connecting the service line to the main connection fitting, have gaskets that are compatible with the kind of gas in the system.

Code of Federal Regulations Currentness

**§ 192.369 Service lines: Connections to cast iron or ductile iron mains.**

(a) Each service line connected to a cast iron or ductile iron main must be connected by a mechanical clamp, by drilling and tapping the main, or by another method meeting the requirements of § 192.273.

(b) If a threaded tap is being inserted, the requirements of § 192.151 (b) and (c) must also be met.

Code of Federal Regulations Currentness

**§ 192.371 Service lines: Steel.**

Each steel service line to be operated at less than 100 p.s.i. (689 kPa) gage must be constructed of pipe designed for a minimum of 100 p.s.i. (689 kPa) gage.

Code of Federal Regulations Currentness

**§ 192.373 Service lines: Cast iron and ductile iron.**

(a) Cast or ductile iron pipe less than 6 inches (152 millimeters) in diameter may not be installed for service lines.

(b) If cast iron pipe or ductile iron pipe is installed for use as a service line, the part of the service line which extends through the building wall must be of steel

pipe.

(c) A cast iron or ductile iron service line may not be installed in unstable soil or under a building.

Code of Federal Regulations Currentness

**§ 192.375 Service lines: Plastic.**

(a) Each plastic service line outside a building must be installed below ground level, except that--

(1) It may be installed in accordance with § 192.321(g); and

(2) It may terminate above ground level and outside the building, if--

(i) The above ground level part of the plastic service line is protected against deterioration and external damage; and

(ii) The plastic service line is not used to support external loads.

(b) Each plastic service line inside a building must be protected against external damage.

Code of Federal Regulations Currentness

**§ 192.377 Service lines: Copper.**

Each copper service line installed within a building must be protected against external damage.

Code of Federal Regulations Currentness

**§ 192.379 New service lines not in use.**

Each service line that is not placed in service upon completion of installation must comply with one of the following until the customer is supplied with gas:

(a) The valve that is closed to prevent the flow of gas

to the customer must be provided with a locking device or other means designed to prevent the opening of the valve by persons other than those authorized by the operator.

(b) A mechanical device or fitting that will prevent the flow of gas must be installed in the service line or in the meter assembly.

(c) The customer's piping must be physically disconnected from the gas supply and the open pipe ends sealed.

#### Code of Federal Regulations Currentness

#### § 192.381 Service lines: Excess flow valve performance standards.

(a) Excess flow valves to be used on single residence service lines that operate continuously throughout the year at a pressure not less than 10 p.s.i. (69 kPa) gage must be manufactured and tested by the manufacturer according to an industry specification, or the manufacturer's written specification, to ensure that each valve will:

(1) Function properly up to the maximum operating pressure at which the valve is rated;

(2) Function properly at all temperatures reasonably expected in the operating environment of the service line;

(3) At 10 p.s.i. (69 kPa) gage:

(i) Close at, or not more than 50 percent above, the rated closure flow rate specified by the manufacturer; and

(ii) Upon closure, reduce gas flow--

(A) For an excess flow valve designed to allow pressure to equalize across the valve, to no more than 5 percent of the manufacturer's specified closure flow rate, up to a maximum of 20 cubic feet per hour (0.57 cubic meters per

hour); or

(B) For an excess flow valve designed to prevent equalization of pressure across the valve, to no more than 0.4 cubic feet per hour (.01 cubic meters per hour); and

(4) Not close when the pressure is less than the manufacturer's minimum specified operating pressure and the flow rate is below the manufacturer's minimum specified closure flow rate.

(b) An excess flow valve must meet the applicable requirements of Subparts B and D of this part.

(c) An operator must mark or otherwise identify the presence of an excess flow valve in the service line.

(d) An operator shall locate an excess flow valve as near as practical to the fitting connecting the service line to its source of gas supply.

(e) An operator should not install an excess flow valve on a service line where the operator has prior experience with contaminants in the gas stream, where these contaminants could be expected to cause the excess flow valve to malfunction or where the excess flow valve would interfere with necessary operation and maintenance activities on the service, such as blowing liquids from the line.

#### Code of Federal Regulations Currentness

#### § 192.383 Excess flow valve customer notification.

(a) Definitions. As used in this section:

Costs associated with installation means the costs directly connected with installing an excess flow valve, for example, costs of parts, labor, inventory and procurement. It does not include maintenance and replacement costs until such costs are incurred.

Replaced service line means a natural gas service line where the fitting that connects the service line to the main is replaced or the piping connected to this fitting



is replaced.

Service line customer means the person who pays the gas bill, or where service has not yet been established, the person requesting service.

(b) Which customers must receive notification. Notification is required on each newly installed service line or replaced service line that operates continuously throughout the year at a pressure not less than 68.9 kPa (10 psig) and that serves a single residence. On these lines an operator of a natural gas distribution system must notify the service line customer once in writing.

(c) What to put in the written notice.

(1) An explanation for the customer that an excess flow valve meeting the performance standards prescribed under § 192.381 is available for the operator to install if the customer bears the costs associated with installation;

(2) An explanation for the customer of the potential safety benefits that may be derived from installing an excess flow valve. The explanation must include that an excess flow valve is designed to shut off the flow of natural gas automatically if the service line breaks;

(3) A description of installation, maintenance, and replacement costs. The notice must explain that if the customer requests the operator to install an EFV, the customer bears all costs associated with installation, and what those costs are. The notice must alert the customer that the costs for maintaining and replacing an EFV may later be incurred, and what those costs will be, to the extent known.

(d) When notification and installation must be made.

(1) After February 3, 1999 an operator must notify each service line customer set forth in paragraph (b) of this section:

(i) On new service lines when the customer applies for service.

(ii) On replaced service lines when the operator determines the service line will be replaced.

(2) If a service line customer requests installation an operator must install the EFV at a mutually agreeable date.

(e) What records are required.

(1) An operator must make the following records available for inspection by the Administrator or a State agency participating under 49 U.S.C. 60105 or 60106:

(i) A copy of the notice currently in use; and

(ii) Evidence that notice has been sent to the service line customers set forth in paragraph (b) of this section, within the previous three years.

(2) [Reserved]

(f) When notification is not required.

The notification requirements do not apply if the operator can demonstrate--

(1) That the operator will voluntarily install an excess flow valve or that the state or local jurisdiction requires installation;

(2) That excess flow valves meeting the performance standards in § 192.381 are not available to the operator;

(3) That the operator has prior experience with contaminants in the gas stream that could interfere with the operation of an excess flow valve, cause loss of service to a residence, or interfere with necessary operation or maintenance activities, such as blowing liquids from the line.

(4) That an emergency or short time notice replacement situation made it impractical for the operator to notify a service line customer before replacing a service line. Examples of these situations would be where an operator has to replace a service line quickly because of--

- (i) Third party excavation damage;
- (ii) Grade 1 leaks as defined in the Appendix G-192-11 of the Gas Piping Technology Committee guide for gas transmission and distribution systems;
- (iii) A short notice service line relocation request.

## Code of Federal Regulations Currentness

## § 192.451 Scope.

- (a) This subpart prescribes minimum requirements for the protection of metallic pipelines from external, internal, and atmospheric corrosion.
- (b) [Reserved]

## Code of Federal Regulations Currentness

## § 192.452 How does this subpart apply to converted pipelines and regulated onshore gathering lines?

- (a) Converted pipelines. Notwithstanding the date the pipeline was installed or any earlier deadlines for compliance, each pipeline which qualifies for use under this part in accordance with § 192.14 must meet the requirements of this subpart specifically applicable to pipelines installed before August 1, 1971, and all other applicable requirements within 1 year after the pipeline is readied for service. However, the requirements of this subpart specifically applicable to pipelines installed after July 31, 1971, apply if the pipeline substantially meets those requirements before it is readied for service or it is a segment which is replaced, relocated, or substantially altered.
- (b) Regulated onshore gathering lines. For any regulated onshore gathering line under § 192.9 existing on April 14, 2006, that was not previously subject to this part, and for any onshore gathering line that becomes a regulated onshore gathering line under § 192.9 after April 14, 2006, because of a change in class location or increase in dwelling density:

- (1) The requirements of this subpart specifically applicable to pipelines installed before August 1, 1971, apply to the gathering line regardless of the date the pipeline was actually installed; and
- (2) The requirements of this subpart specifically applicable to pipelines installed after July 31, 1971, apply only if the pipeline substantially meets those requirements.

## Code of Federal Regulations Currentness

## § 192.453 General.

The corrosion control procedures required by § 192.605(b)(2), including those for the design, installation, operation, and maintenance of cathodic protection systems, must be carried out by, or under the direction of, a person qualified in pipeline corrosion control methods.

## Code of Federal Regulations Currentness

## § 192.455 External corrosion control: Buried or submerged pipelines installed after July 31, 1971.

- (a) Except as provided in paragraphs (b), (c), and (f) of this section, each buried or submerged pipeline installed after July 31, 1971, must be protected against external corrosion, including the following:
  - (1) It must have an external protective coating meeting the requirements of § 192.461.
  - (2) It must have a cathodic protection system designed to protect the pipeline in accordance with this subpart, installed and placed in operation within 1 year after completion of construction.
- (b) An operator need not comply with paragraph (a) of this section, if the operator can demonstrate by tests, investigation, or experience in the area of application, including, as a minimum, soil resistivity measurements and tests for corrosion accelerating

bacteria, that a *corrosive environment* does not exist. However, within 6 months after an installation made pursuant to the preceding sentence, the operator shall conduct tests, including pipe-to-soil potential measurements with respect to either a continuous reference electrode or an electrode using close spacing, not to exceed 20 feet (6 meters), and soil resistivity measurements at potential profile peak locations, to adequately evaluate the potential profile along the entire pipeline. If the tests made indicate that a corrosive condition exists, the pipeline must be cathodically protected in accordance with paragraph (a)(2) of this section.

(c) An operator need not comply with paragraph (a) of this section, if the operator can demonstrate by tests, investigation, or experience that--

(1) For a copper pipeline, a corrosive environment does not exist; or

(2) For a temporary pipeline with an operating period of service not to exceed 5 years beyond installation, corrosion during the 5-year period of service of the pipeline will not be detrimental to public safety.

(d) *Notwithstanding the provisions of paragraph (b) or (c) of this section*, if a pipeline is externally coated, it must be cathodically protected in accordance with paragraph (a)(2) of this section.

(e) Aluminum may not be installed in a buried or submerged pipeline if that aluminum is exposed to an environment with a natural pH in excess of 8, unless tests or experience indicate its suitability in the particular environment involved.

(f) This section does not apply to electrically isolated, metal alloy fittings in plastic pipelines, if:

(1) For the size fitting to be used, an operator can show by test, investigation, or experience in the area of application that adequate corrosion control is provided by the alloy composition; and

(2) The fitting is designed to prevent leakage

caused by localized corrosion pitting.

#### Code of Federal Regulations Currentness

#### § 192.457 External corrosion control: Buried or submerged pipelines installed before August 1, 1971.

(a) Except for buried piping at compressor, regulator, and measuring stations, each buried or submerged transmission line installed before August 1, 1971, that has an effective external coating must be cathodically protected along the entire area that is effectively coated, in accordance with this subpart. For the purposes of this subpart, a pipeline does not have an effective external coating if its cathodic protection current requirements are substantially the same as if it were bare. The operator shall make tests to determine the cathodic protection current requirements.

(b) Except for cast iron or ductile iron, each of the following buried or submerged pipelines installed before August 1, 1971, must be cathodically protected in accordance with this subpart in areas in which active corrosion is found:

(1) Bare or ineffectively coated transmission lines.

(2) Bare or coated pipes at compressor, regulator, and measuring stations.

(3) Bare or coated distribution lines.

#### Code of Federal Regulations Currentness

#### § 192.459 External corrosion control: Examination of buried pipeline when exposed.

Whenever an operator has knowledge that any portion of a buried pipeline is exposed, the exposed portion must be examined for evidence of external corrosion if the pipe is bare, or if the coating is deteriorated. If external corrosion requiring remedial action under §§ 192.483 through 192.489 is found, the operator shall investigate circumferentially and longitudinally bey-

ond the exposed portion (by visual examination, indirect method, or both) to determine whether additional corrosion requiring remedial action exists in the vicinity of the exposed portion.

Code of Federal Regulations Currentness

**§ 192.461 External corrosion control: Protective coating.**

(a) Each external protective coating, whether conductive or insulating, applied for the purpose of external corrosion control must--

- (1) Be applied on a properly prepared surface;
- (2) Have sufficient adhesion to the metal surface to effectively resist underfilm migration of moisture;
- (3) Be sufficiently ductile to resist cracking;
- (4) Have sufficient strength to resist damage due to handling and soil stress; and
- (5) Have properties compatible with any supplemental cathodic protection.

(b) Each external protective coating which is an electrically insulating type must also have low moisture absorption and high electrical resistance.

(c) Each external protective coating must be inspected just prior to lowering the pipe into the ditch and back-filling, and any damage detrimental to effective corrosion control must be repaired.

(d) Each external protective coating must be protected from damage resulting from adverse ditch conditions or damage from supporting blocks.

(e) If coated pipe is installed by boring, driving, or other similar method, precautions must be taken to minimize damage to the coating during installation.

Code of Federal Regulations Currentness

**§ 192.463 External corrosion control: Cathodic protection.**

(a) Each cathodic protection system required by this subpart must provide a level of cathodic protection that complies with one or more of the applicable criteria contained in Appendix D of this part. If none of these criteria is applicable, the cathodic protection system must provide a level of cathodic protection at least equal to that provided by compliance with one or more of these criteria.

(b) If amphoteric metals are included in a buried or submerged pipeline containing a metal of different anodic potential--

- (1) The amphoteric metals must be electrically isolated from the remainder of the pipeline and cathodically protected; or
- (2) The entire buried or submerged pipeline must be cathodically protected at a cathodic potential that meets the requirements of Appendix D of this part for amphoteric metals.

(c) The amount of cathodic protection must be controlled so as not to damage the protective coating or the pipe.

Code of Federal Regulations Currentness

**§ 192.465 External corrosion control: Monitoring.**

(a) Each pipeline that is under cathodic protection must be tested at least once each calendar year, but with intervals not exceeding 15 months, to determine whether the cathodic protection meets the requirements of § 192.463. However, if tests at those intervals are impractical for separately protected short sections of mains or transmission lines, not in excess of 100 feet (30 meters), or separately protected service lines, these pipelines may be surveyed on a sampling basis. At least 10 percent of these protected structures, distributed over the entire system must be surveyed each calendar year, with a different 10 percent

checked each subsequent year, so that the entire system is tested in each 10-year period.

(b) Each cathodic protection rectifier or other impressed current power source must be inspected six times each calendar year, but with intervals not exceeding 2 1/2 months, to insure that it is operating.

(c) Each reverse current switch, each diode, and each interference bond whose failure would jeopardize structure protection must be electrically checked for proper performance six times each calendar year, but with intervals not exceeding 2 1/2 months. Each other interference bond must be checked at least once each calendar year, but with intervals not exceeding 15 months.

(d) Each operator shall take prompt remedial action to correct any deficiencies indicated by the monitoring.

(e) After the initial evaluation required by §§ 192.455(b) and (c) and 192.457(b), each operator must, not less than every 3 years at intervals not exceeding 39 months, reevaluate its unprotected pipelines and cathodically protect them in accordance with this subpart in areas in which active corrosion is found. The operator must determine the areas of active corrosion by electrical survey. However, on distribution lines and where an electrical survey is impractical on transmission lines, areas of active corrosion may be determined by other means that include review and analysis of leak repair and inspection records, corrosion monitoring records, exposed pipe inspection records, and the pipeline environment. In this section:

(1) Active corrosion means continuing corrosion which, unless controlled, could result in a condition that is detrimental to public safety.

(2) Electrical survey means a series of closely spaced pipe-to-soil readings over a pipeline that are subsequently analyzed to identify locations where a corrosive current is leaving the pipeline.

(3) Pipeline environment includes soil resistivity (high or low), soil moisture (wet or dry), soil con-

taminants that may promote corrosive activity, and other known conditions that could affect the probability of active corrosion.

#### Code of Federal Regulations Currentness

#### § 192.467 External corrosion control: Electrical isolation.

(a) Each buried or submerged pipeline must be electrically isolated from other underground metallic structures, unless the pipeline and the other structures are electrically interconnected and cathodically protected as a single unit.

(b) One or more insulating devices must be installed where electrical isolation of a portion of a pipeline is necessary to facilitate the application of corrosion control.

(c) Except for unprotected copper inserted in ferrous pipe, each pipeline must be electrically isolated from metallic casings that are a part of the underground system. However, if isolation is not achieved because it is impractical, other measures must be taken to minimize corrosion of the pipeline inside the casing.

(d) Inspection and electrical tests must be made to assure that electrical isolation is adequate.

(e) An insulating device may not be installed in an area where a combustible atmosphere is anticipated unless precautions are taken to prevent arcing.

(f) Where a pipeline is located in close proximity to electrical transmission tower footings, ground cables or counterpoise, or in other areas where fault currents or unusual risk of lightning may be anticipated, it must be provided with protection against damage due to fault currents or lightning, and protective measures must also be taken at insulating devices.

#### Code of Federal Regulations Currentness

#### § 192.469 External corrosion control: Test stations.

Each pipeline under cathodic protection required by this subpart must have sufficient test stations or other contact points for electrical measurement to determine the adequacy of cathodic protection.

Code of Federal Regulations Currentness

§ 192.471 External corrosion control: Test leads.

(a) Each test lead wire must be connected to the pipeline so as to remain mechanically secure and electrically conductive.

(b) Each test lead wire must be attached to the pipeline so as to minimize stress concentration on the pipe.

(c) Each bared test lead wire and bared metallic area at point of connection to the pipeline must be coated with an electrical insulating material compatible with the pipe coating and the insulation on the wire.

Code of Federal Regulations Currentness

§ 192.473 External corrosion control: Interference currents.

(a) Each operator whose pipeline system is subjected to stray currents shall have in effect a continuing program to minimize the detrimental effects of such currents.

(b) Each impressed current type cathodic protection system or galvanic anode system must be designed and installed so as to minimize any adverse effects on existing adjacent underground metallic structures.

Code of Federal Regulations Currentness

§ 192.475 Internal corrosion control: General.

(a) Corrosive gas may not be transported by pipeline, unless the corrosive effect of the gas on the pipeline

has been investigated and steps have been taken to minimize internal corrosion.

(b) Whenever any pipe is removed from a pipeline for any reason, the internal surface must be inspected for evidence of corrosion. If internal corrosion is found--

(1) The adjacent pipe must be investigated to determine the extent of internal corrosion;

(2) Replacement must be made to the extent required by the applicable paragraphs of §§ 192.485, 192.487, or 192.489; and

(3) Steps must be taken to minimize the internal corrosion.

(c) Gas containing more than 0.25 grain of hydrogen sulfide per 100 cubic feet (5.8 milligrams/m<sup>3</sup>) at standard conditions (4 parts per million) may not be stored in pipe-type or bottle-type holders.

Code of Federal Regulations Currentness

§ 192.476 Internal corrosion control: Design and construction of transmission line.

(a) Design and construction. Except as provided in paragraph (b) of this section, each new transmission line and each replacement of line pipe, valve, fitting, or other line component in a transmission line must have features incorporated into its design and construction to reduce the risk of internal corrosion. At a minimum, unless it is impracticable or unnecessary to do so, each new transmission line or replacement of line pipe, valve, fitting, or other line component in a transmission line must:

(1) Be configured to reduce the risk that liquids will collect in the line;

(2) Have effective liquid removal features whenever the configuration would allow liquids to collect; and

(3) Allow use of devices for monitoring internal

corrosion at locations with significant potential for internal corrosion.

(b) Exceptions to applicability. The design and construction requirements of paragraph (a) of this section do not apply to the following:

- (1) Offshore pipeline; and
- (2) Pipeline installed or line pipe, valve, fitting or other line component replaced before May 23, 2007.

(c) Change to existing transmission line. When an operator changes the configuration of a transmission line, the operator must evaluate the impact of the change on internal corrosion risk to the downstream portion of an existing onshore transmission line and provide for removal of liquids and monitoring of internal corrosion as appropriate.

(d) Records. An operator must maintain records demonstrating compliance with this section. Provided the records show why incorporating design features addressing paragraph (a)(1), (a)(2), or (a)(3) of this section is impracticable or unnecessary, an operator may fulfill this requirement through written procedures supported by as-built drawings or other construction records.

Code of Federal Regulations Currentness

§ 192.477 Internal corrosion control: Monitoring.

If corrosive gas is being transported, coupons or other suitable means must be used to determine the effectiveness of the steps taken to minimize internal corrosion. Each coupon or other means of monitoring internal corrosion must be checked two times each cal-

endar year, but with intervals not exceeding 7 1/2 months.

Code of Federal Regulations Currentness

§ 192.479 Atmospheric corrosion control: General.

(a) Each operator must clean and coat each pipeline or portion of pipeline that is exposed to the atmosphere, except pipelines under paragraph (c) of this section.

(b) Coating material must be suitable for the prevention of atmospheric corrosion.

(c) Except portions of pipelines in offshore splash zones or soil-to-air interfaces, the operator need not protect from atmospheric corrosion any pipeline for which the operator demonstrates by test, investigation, or experience appropriate to the environment of the pipeline that corrosion will--

- (1) Only be a light surface oxide; or
- (2) Not affect the safe operation of the pipeline before the next scheduled inspection.

Code of Federal Regulations Currentness

§ 192.481 Atmospheric corrosion control: Monitoring.

(a) Each operator must inspect each pipeline or portion of pipeline that is exposed to the atmosphere for evidence of atmospheric corrosion, as follows:

If the pipeline is located:	Then the frequency of inspection is:
Onshore	At least once every 3 calendar years, but with intervals not exceeding 39 months

Offshore	At least once each calendar year, but with intervals not exceeding 15 months
<p>(b) During inspections the operator must give particular attention to pipe at soil-to-air interfaces, under thermal insulation, under disbonded coatings, at pipe supports, in splash zones, at deck penetrations, and in spans over water.</p> <p>(c) If atmospheric corrosion is found during an inspection, the operator must provide protection against the corrosion as required by § 192.479.</p>	<p>corroded pipe may be repaired by a method that reliable engineering tests and analyses show can permanently restore the serviceability of the pipe. Corrosion pitting so closely grouped as to affect the overall strength of the pipe is considered general corrosion for the purpose of this paragraph.</p>
Code of Federal Regulations Currentness	<p>(b) Localized corrosion pitting. Each segment of transmission line pipe with localized corrosion pitting to a degree where leakage might result must be replaced or repaired, or the operating pressure must be reduced commensurate with the strength of the pipe, based on the actual remaining wall thickness in the pits.</p>
§ 192.483 Remedial measures: General.	<p>(c) Under paragraphs (a) and (b) of this section, the strength of pipe based on actual remaining wall thickness may be determined by the procedure in ASME/ANSI B31G or the procedure in AGA Pipeline Research Committee Project PR 3-805 (with RSTRENG disk). Both procedures apply to corroded regions that do not penetrate the pipe wall, subject to the limitations prescribed in the procedures.</p>
<p>(a) Each segment of metallic pipe that replaces pipe removed from a buried or submerged pipeline because of external corrosion must have a properly prepared surface and must be provided with an external protective coating that meets the requirements of § 192.461.</p>	Code of Federal Regulations Currentness
<p>(b) Each segment of metallic pipe that replaces pipe removed from a buried or submerged pipeline because of external corrosion must be cathodically protected in accordance with this subpart.</p>	§ 192.487 Remedial measures: Distribution lines other than cast iron or ductile iron lines.
<p>(c) Except for cast iron or ductile iron pipe, each segment of buried or submerged pipe that is required to be repaired because of external corrosion must be cathodically protected in accordance with this subpart.</p>	<p>(a) General corrosion. Except for cast iron or ductile iron pipe, each segment of generally corroded distribution line pipe with a remaining wall thickness less than that required for the MAOP of the pipeline, or a remaining wall thickness less than 30 percent of the nominal wall thickness, must be replaced. However, corroded pipe may be repaired by a method that reliable engineering tests and analyses show can permanently restore the serviceability of the pipe. Corrosion pitting so closely grouped as to affect the overall strength of the pipe is considered general corrosion for the purpose of this paragraph.</p>
Code of Federal Regulations Currentness	<p>(b) Localized corrosion pitting. Except for cast iron or ductile iron pipe, each segment of distribution line</p>
§ 192.485 Remedial measures: Transmission lines.	
<p>(a) General corrosion. Each segment of transmission line with general corrosion and with a remaining wall thickness less than that required for the MAOP of the pipeline must be replaced or the operating pressure reduced commensurate with the strength of the pipe based on actual remaining wall thickness. However,</p>	



pipe with localized corrosion pitting to a degree where leakage might result must be replaced or repaired.

Code of Federal Regulations Currentness

§ 192.490 Direct assessment.

Code of Federal Regulations Currentness

§ 192.489 Remedial measures: Cast iron and ductile iron pipelines.

(a) General graphitization. Each segment of cast iron or ductile iron pipe on which general graphitization is found to a degree where a fracture or any leakage might result, must be replaced.

(b) Localized graphitization. Each segment of cast iron or ductile iron pipe on which localized graphitization is found to a degree where any leakage might result, must be replaced or repaired, or sealed by internal sealing methods adequate to prevent or arrest any leakage.

Each operator that uses direct assessment as defined in § 192.903 on an onshore transmission line made primarily of steel or iron to evaluate the effects of a threat in the first column must carry out the direct assessment according to the standard listed in the second column. These standards do not apply to methods associated with direct assessment, such as close interval surveys, voltage gradient surveys, or examination of exposed pipelines, when used separately from the direct assessment process.

Threat	Standard <sup>[FN1]</sup>
External corrosion	§ 192.925 <sup>[FN2]</sup>
Internal corrosion in pipelines that transport dry gas	§ 192.927
Stress corrosion cracking	§ 192.929

<sup>[FN1]</sup> For lines not subject to subpart O of this part, the terms “covered segment” and “covered pipeline segment” in §§ 192.925, 192.927, and 192.929 refer to the pipeline segment on which direct assessment is performed.

<sup>[FN2]</sup> In § 192.925(b), the provision regarding detection of coating damage applies only to pipelines subject to subpart O of this part.

Code of Federal Regulations Currentness

§ 192.491 Corrosion control records.

(a) Each operator shall maintain records or maps to show the location of cathodically protected piping, cathodic protection facilities, galvanic anodes, and neighboring structures bonded to the cathodic protec-

tion system. Records or maps showing a stated number of anodes, installed in a stated manner or spacing, need not show specific distances to each buried anode.

(b) Each record or map required by paragraph (a) of this section must be retained for as long as the pipeline remains in service.

(c) Each operator shall maintain a record of each test, survey, or inspection required by this subpart in sufficient detail to demonstrate the adequacy of corrosion control measures or that a corrosive condition does not exist. These records must be retained for at least 5 years, except that records related to §§ 192.465 (a) and (e) and 192.475(b) must be retained for as long as the pipeline remains in service.

Code of Federal Regulations Currentness

§ 192.501 Scope.

This subpart prescribes minimum leak-test and strength-test requirements for pipelines.

Code of Federal Regulations Currentness

§ 192.503 General requirements.

(a) No person may operate a new segment of pipeline, or return to service a segment of pipeline that has

been relocated or replaced, until--

(1) It has been tested in accordance with this subpart and § 192.619 to substantiate the maximum allowable operating pressure; and

(2) Each potentially hazardous leak has been located and eliminated.

(b) The test medium must be liquid, air, natural gas, or inert gas that is--

(1) Compatible with the material of which the pipeline is constructed;

(2) Relatively free of sedimentary materials; and

(3) Except for natural gas, nonflammable.

(c) Except as provided in § 192.505(a), if air, natural gas, or inert gas is used as the test medium, the following maximum hoop stress limitations apply:

Maximum hoop stress allowed as percentage of SMYS		
Class location	Natural gas	Air or inert gas
1	80	80
2	30	75
3	30	50
4	30	40

(d) Each joint used to tie in a test segment of pipeline is excepted from the specific test requirements of this subpart, but each non-welded joint must be leak tested at not less than its operating pressure.

§ 192.505 Strength test requirements for steel pipeline to operate at a hoop stress of 30 percent or more of SMYS.

Code of Federal Regulations Currentness

(a) Except for service lines, each segment of a steel pipeline that is to operate at a hoop stress of 30 percent or more of SMYS must be strength tested in ac-

cordance with this section to substantiate the proposed maximum allowable operating pressure. In addition, in a Class 1 or Class 2 location, if there is a building intended for human occupancy within 300 feet (91 meters) of a pipeline, a hydrostatic test must be conducted to a test pressure of at least 125 percent of maximum operating pressure on that segment of the pipeline within 300 feet (91 meters) of such a building, but in no event may the test section be less than 600 feet (183 meters) unless the length of the newly installed or relocated pipe is less than 600 feet (183 meters). However, if the buildings are evacuated while the hoop stress exceeds 50 percent of SMYS, air or inert gas may be used as the test medium.

(b) In a Class 1 or Class 2 location, each compressor station, regulator station, and measuring station, must be tested to at least Class 3 location test requirements.

(c) Except as provided in paragraph (e) of this section, the strength test must be conducted by maintaining the pressure at or above the test pressure for at least 8 hours.

(d) If a component other than pipe is the only item being replaced or added to a pipeline, a strength test after installation is not required, if the manufacturer of the component certifies that--

(1) The component was tested to at least the pressure required for the pipeline to which it is being added;

(2) The component was manufactured under a quality control system that ensures that each item manufactured is at least equal in strength to a prototype and that the prototype was tested to at least the pressure required for the pipeline to which it is being added; or

(3) The component carries a pressure rating established through applicable ASME/ANSI, MSS specifications, or by unit strength calculations as described in § 192.143.

(e) For fabricated units and short sections of pipe, for which a post installation test is impractical, a prein-

stallation strength test must be conducted by maintaining the pressure at or above the test pressure for at least 4 hours.

#### Code of Federal Regulations Currentness

#### § 192.507 Test requirements for pipelines to operate at a hoop stress less than 30 percent of SMYS and at or above 100 p.s.i. (689 kPa) gage.

Except for service lines and plastic pipelines, each segment of a pipeline that is to be operated at a hoop stress less than 30 percent of SMYS and at or above 100 p.s.i. (689 kPa) gage must be tested in accordance with the following:

(a) The pipeline operator must use a test procedure that will ensure discovery of all potentially hazardous leaks in the segment being tested.

(b) If, during the test, the segment is to be stressed to 20 percent or more of SMYS and natural gas, inert gas, or air is the test medium--

(1) A leak test must be made at a pressure between 100 p.s.i. (689 kPa) gage and the pressure required to produce a hoop stress of 20 percent of SMYS; or

(2) The line must be walked to check for leaks while the hoop stress is held at approximately 20 percent of SMYS.

(c) The pressure must be maintained at or above the test pressure for at least 1 hour.

#### Code of Federal Regulations Currentness

#### § 192.509 Test requirements for pipelines to operate below 100 p.s.i. (689 kPa) gage.

Except for service lines and plastic pipelines, each segment of a pipeline that is to be operated below 100 p.s.i. (689 kPa) gage must be leak tested in accordance with the following:

(a) The test procedure used must ensure discovery of all potentially hazardous leaks in the segment being tested.

(b) Each main that is to be operated at less than 1 p.s.i. (6.9 kPa) gage must be tested to at least 10 p.s.i. (69 kPa) gage and each main to be operated at or above 1 p.s.i. (6.9 kPa) gage must be tested to at least 90 p.s.i. (621 kPa) gage.

Code of Federal Regulations Currentness

**§ 192.511 Test requirements for service lines.**

(a) Each segment of a service line (other than plastic) must be leak tested in accordance with this section before being placed in service. If feasible, the service line connection to the main must be included in the test; if not feasible, it must be given a leakage test at the operating pressure when placed in service.

(b) Each segment of a service line (other than plastic) intended to be operated at a pressure of at least 1 p.s.i. (6.9 kPa) gage but not more than 40 p.s.i. (276 kPa) gage must be given a leak test at a pressure of not less than 50 p.s.i. (345 kPa) gage.

(c) Each segment of a service line (other than plastic) intended to be operated at pressures of more than 40 p.s.i. (276 kPa) gage must be tested to at least 90 p.s.i. (621 kPa) gage, except that each segment of a steel service line stressed to 20 percent or more of SMYS must be tested in accordance with § 192.507 of this subpart.

Code of Federal Regulations Currentness

**§ 192.513 Test requirements for plastic pipelines.**

(a) Each segment of a plastic pipeline must be tested in accordance with this section.

(b) The test procedure must insure discovery of all potentially hazardous leaks in the segment being

tested.

(c) The test pressure must be at least 150 percent of the maximum operating pressure or 50 p.s.i. (345 kPa) gage, whichever is greater. However, the maximum test pressure may not be more than three times the pressure determined under § 192.121, at a temperature not less than the pipe temperature during the test.

(d) During the test, the temperature of thermoplastic material may not be more than 100 degreesF (38 degreesC), or the temperature at which the material's long-term hydrostatic strength has been determined under the listed specification, whichever is greater.

Code of Federal Regulations Currentness

**§ 192.515 Environmental protection and safety requirements.**

(a) In conducting tests under this subpart, each operator shall insure that every reasonable precaution is taken to protect its employees and the general public during the testing. Whenever the hoop stress of the segment of the pipeline being tested will exceed 50 percent of SMYS, the operator shall take all practicable steps to keep persons not working on the testing operation outside of the testing area until the pressure is reduced to or below the proposed maximum allowable operating pressure.

(b) The operator shall insure that the test medium is disposed of in a manner that will minimize damage to the environment.

Code of Federal Regulations Currentness

**§ 192.517 Records.**

(a) Each operator shall make, and retain for the useful life of the pipeline, a record of each test performed under §§ 192.505 and 192.507. The record must contain at least the following information:

(1) The operator's name, the name of the operator's employee responsible for making the test, and the name of any test company used.

(2) Test medium used.

(3) Test pressure.

(4) Test duration.

(5) Pressure recording charts, or other record of pressure readings.

(6) Elevation variations, whenever significant for the particular test.

(7) Leaks and failures noted and their disposition.

(b) Each operator must maintain a record of each test required by §§ 192.509, 192.511, and 192.513 for at least 5 years.

Code of Federal Regulations Currentness

#### § 192.551 Scope.

This subpart prescribes minimum requirements for increasing maximum allowable operating pressures (uprating) for pipelines.

Code of Federal Regulations Currentness

#### § 192.553 General requirements.

(a) Pressure increases. Whenever the requirements of this subpart require that an increase in operating pressure be made in increments, the pressure must be increased gradually, at a rate that can be controlled, and in accordance with the following:

(1) At the end of each incremental increase, the pressure must be held constant while the entire segment of pipeline that is affected is checked for leaks.

(2) Each leak detected must be repaired before a

further pressure increase is made, except that a leak determined not to be potentially hazardous need not be repaired, if it is monitored during the pressure increase and it does not become potentially hazardous.

(b) Records. Each operator who uprates a segment of pipeline shall retain for the life of the segment a record of each investigation required by this subpart, of all work performed, and of each pressure test conducted, in connection with the uprating.

(c) Written plan. Each operator who uprates a segment of pipeline shall establish a written procedure that will ensure that each applicable requirement of this subpart is complied with.

(d) Limitation on increase in maximum allowable operating pressure. Except as provided in § 192.555(c), a new maximum allowable operating pressure established under this subpart may not exceed the maximum that would be allowed under §§ 192.619 and 192.621 for a new segment of pipeline constructed of the same materials in the same location. However, when uprating a steel pipeline, if any variable necessary to determine the design pressure under the design formula (§ 192.105) is unknown, the MAOP may be increased as provided in § 192.619(a)(1).

Code of Federal Regulations Currentness

#### § 192.555 Uprating to a pressure that will produce a hoop stress of 30 percent or more of SMYS in steel pipelines.

(a) Unless the requirements of this section have been met, no person may subject any segment of a steel pipeline to an operating pressure that will produce a hoop stress of 30 percent or more of SMYS and that is above the established maximum allowable operating pressure.

(b) Before increasing operating pressure above the previously established maximum allowable operating pressure the operator shall:

(1) Review the design, operating, and maintenance history and previous testing of the segment of pipeline and determine whether the proposed increase is safe and consistent with the requirements of this part; and

(2) Make any repairs, replacements, or alterations in the segment of pipeline that are necessary for safe operation at the increased pressure.

(c) After complying with paragraph (b) of this section, an operator may increase the maximum allowable operating pressure of a segment of pipeline constructed before September 12, 1970, to the highest pressure that is permitted under § 192.619, using as test pressure the highest pressure to which the segment of pipeline was previously subjected (either in a strength test or in actual operation).

(d) After complying with paragraph (b) of this section, an operator that does not qualify under paragraph (c) of this section may increase the previously established maximum allowable operating pressure if at least one of the following requirements is met:

(1) The segment of pipeline is successfully tested in accordance with the requirements of this part for a new line of the same material in the same location.

(2) An increased maximum allowable operating pressure may be established for a segment of pipeline in a Class 1 location if the line has not previously been tested, and if:

(i) It is impractical to test it in accordance with the requirements of this part;

(ii) The new maximum operating pressure does not exceed 80 percent of that allowed for a new line of the same design in the same location; and

(iii) The operator determines that the new maximum allowable operating pressure is consistent with the condition of the segment of pipeline and the design requirements of this part.

(e) Where a segment of pipeline is uprated in accord-

ance with paragraph (c) or (d)(2) of this section, the increase in pressure must be made in increments that are equal to:

(1) 10 percent of the pressure before the uprating; or

(2) 25 percent of the total pressure increase,

whichever produces the fewer number of increments.

#### Code of Federal Regulations Currentness

#### § 192.557 Uprating: Steel pipelines to a pressure that will produce a hoop stress less than 30 percent of SMYS; plastic, cast iron, and ductile iron pipelines.

(a) Unless the requirements of this section have been met, no person may subject:

(1) A segment of steel pipeline to an operating pressure that will produce a hoop stress less than 30 percent of SMYS and that is above the previously established maximum allowable operating pressure; or

(2) A plastic, cast iron, or ductile iron pipeline segment to an operating pressure that is above the previously established maximum allowable operating pressure.

(b) Before increasing operating pressure above the previously established maximum allowable operating pressure, the operator shall:

(1) Review the design, operating, and maintenance history of the segment of pipeline;

(2) Make a leakage survey (if it has been more than 1 year since the last survey) and repair any leaks that are found, except that a leak determined not to be potentially hazardous need not be repaired, if it is monitored during the pressure increase and it does not become potentially hazardous;

(3) Make any repairs, replacements, or alterations

in the segment of pipeline that are necessary for safe operation at the increased pressure;

(4) Reinforce or anchor offsets, bends and dead ends in pipe joined by compression couplings or bell and spigot joints to prevent failure of the pipe joint, if the offset, bend, or dead end is exposed in an excavation;

(5) Isolate the segment of pipeline in which the pressure is to be increased from any adjacent segment that will continue to be operated at a lower pressure; and

(6) If the pressure in mains or service lines, or both, is to be higher than the pressure delivered to the customer, install a service regulator on each service line and test each regulator to determine that it is functioning. Pressure may be increased as necessary to test each regulator, after a regulator has been installed on each pipeline subject to the increased pressure.

(c) After complying with paragraph (b) of this section, the increase in maximum allowable operating pressure must be made in increments that are equal to 10 p.s.i. (69 kPa) gage or 25 percent of the total pressure increase, whichever produces the fewer number of increments. Whenever the requirements of paragraph (b)(6) of this section apply, there must be at least two approximately equal incremental increases.

(d) If records for cast iron or ductile iron pipeline facilities are not complete enough to determine stresses produced by internal pressure, trench loading, rolling loads, beam stresses, and other bending loads, in evaluating the level of safety of the pipeline when operating at the proposed increased pressure, the following procedures must be followed:

(1) In estimating the stresses, if the original laying conditions cannot be ascertained, the operator shall assume that cast iron pipe was supported on blocks with tamped backfill and that ductile iron pipe was laid without blocks with tamped backfill.

(2) Unless the actual maximum cover depth is known, the operator shall measure the actual cover in at least three places where the cover is most likely to be greatest and shall use the greatest cover measured.

(3) Unless the actual nominal wall thickness is known, the operator shall determine the wall thickness by cutting and measuring coupons from at least three separate pipe lengths. The coupons must be cut from pipe lengths in areas where the cover depth is most likely to be the greatest. The average of all measurements taken must be increased by the allowance indicated in the following table:

Allowance inches (millimeters)			
Cast iron pipe			
Pipe size inches (millimeters)	Pit cast pipe	Centrifugally cast pipe	Ductile iron pipe
3 to 8 (76 to 203)	0.075 (1.91)	0.065 (1.65)	0.065 (1.65)
10 to 12 (254 to 305)	0.08 (2.03)	0.07 (1.78)	0.07 (1.78)

14 to 24 (356 to 610)	0.08 (2.03)	0.08 (2.03)	0.075 (1.91)
30 to 42 (762 to 1067)	0.09 (2.29)	0.09 (2.29)	0.075 (1.91)
48 (1219)	0.09 (2.29)	0.09 (2.29)	0.08 (2.03)
54 to 60 (1372 to 1524)	0.09 (2.29)		

(4) For cast iron pipe, unless the pipe manufacturing process is known, the operator shall assume that the pipe is pit cast pipe with a bursting tensile strength of 11,000 p.s.i. (76 MPa) gage and a modulus of rupture of 31,000 p.s.i. (214 MPa) gage.

Code of Federal Regulations Currentness

#### § 192.601 Scope.

This subpart prescribes minimum requirements for the operation of pipeline facilities.

Code of Federal Regulations Currentness

#### § 192.603 General provisions.

(a) No person may operate a segment of pipeline unless it is operated in accordance with this subpart.

(b) Each operator shall keep records necessary to administer the procedures established under § 192.605.

(c) The Administrator or the State Agency that has submitted a current certification under the pipeline safety laws, (49 U.S.C. 60101 et seq.) with respect to the pipeline facility governed by an operator's plans and procedures may, after notice and opportunity for hearing as provided in 49 CFR 190.237 or the relevant State procedures, require the operator to amend its plans and procedures as necessary to provide a reasonable level of safety.

Code of Federal Regulations Currentness

§ 192.605 Procedural manual for operations, maintenance, and emergencies.

(a) General. Each operator shall prepare and follow for each pipeline, a manual of written procedures for conducting operations and maintenance activities and for emergency response. For transmission lines, the manual must also include procedures for handling abnormal operations. This manual must be reviewed and updated by the operator at intervals not exceeding 15 months, but at least once each calendar year. This manual must be prepared before operations of a pipeline system commence. Appropriate parts of the manual must be kept at locations where operations and maintenance activities are conducted.

(b) Maintenance and normal operations. The manual required by paragraph (a) of this section must include procedures for the following, if applicable, to provide safety during maintenance and operations.

(1) Operating, maintaining, and repairing the pipeline in accordance with each of the requirements of this subpart and subpart M of this part.

(2) Controlling corrosion in accordance with the operations and maintenance requirements of subpart I of this part.

(3) Making construction records, maps, and operating history available to appropriate operating personnel.

(4) Gathering of data needed for reporting incidents under Part 191 of this chapter in a timely and effective manner.

(5) Starting up and shutting down any part of the



pipeline in a manner designed to assure operation within the MAOP limits prescribed by this part, plus the build-up allowed for operation of pressure-limiting and control devices.

(6) Maintaining compressor stations, including provisions for isolating units or sections of pipe and for purging before returning to service.

(7) Starting, operating and shutting down gas compressor units.

(8) Periodically reviewing the work done by operator personnel to determine the effectiveness, and adequacy of the procedures used in normal operation and maintenance and modifying the procedures when deficiencies are found.

(9) Taking adequate precautions in excavated trenches to protect personnel from the hazards of unsafe accumulations of vapor or gas, and making available when needed at the excavation, emergency rescue equipment, including a breathing apparatus and, a rescue harness and line.

(10) Systematic and routine testing and inspection of pipe-type or bottle-type holders including--

(i) Provision for detecting external corrosion before the strength of the container has been impaired;

(ii) Periodic sampling and testing of gas in storage to determine the dew point of vapors contained in the stored gas which, if condensed, might cause internal corrosion or interfere with the safe operation of the storage plant; and

(iii) Periodic inspection and testing of pressure limiting equipment to determine that it is in safe operating condition and has adequate capacity.

(11) Responding promptly to a report of a gas odor inside or near a building, unless the operator's emergency procedures under § 192.615(a)(3) specifically apply to these reports.

(c) Abnormal operation. For transmission lines, the

manual required by paragraph (a) of this section must include procedures for the following to provide safety when operating design limits have been exceeded:

(1) Responding to, investigating, and correcting the cause of:

(i) Unintended closure of valves or shutdowns;

(ii) Increase or decrease in pressure or flow rate outside normal operating limits;

(iii) Loss of communications;

(iv) Operation of any safety device; and

(v) Any other foreseeable malfunction of a component, deviation from normal operation, or personnel error, which may result in a hazard to persons or property.

(2) Checking variations from normal operation after abnormal operation has ended at sufficient critical locations in the system to determine continued integrity and safe operation.

(3) Notifying responsible operator personnel when notice of an abnormal operation is received.

(4) Periodically reviewing the response of operator personnel to determine the effectiveness of the procedures controlling abnormal operation and taking corrective action where deficiencies are found.

(5) The requirements of this paragraph (c) do not apply to natural gas distribution operators that are operating transmission lines in connection with their distribution system.

(d) Safety-related condition reports. The manual required by paragraph (a) of this section must include instructions enabling personnel who perform operation and maintenance activities to recognize conditions that potentially may be safety-related conditions that are subject to the reporting requirements of § 191.23 of this subchapter.

(e) Surveillance, emergency response, and accident

investigation. The procedures required by §§ 192.613(a), 192.615, and 192.617 must be included in the manual required by paragraph (a) of this section.

Code of Federal Regulations Currentness

§ 192.607 [Reserved]

Code of Federal Regulations Currentness

§ 192.609 Change in class location: Required study.

Whenever an increase in population density indicates a change in class location for a segment of an existing steel pipeline operating at hoop stress that is more than 40 percent of SMYS, or indicates that the hoop stress corresponding to the established maximum allowable operating pressure for a segment of existing pipeline is not commensurate with the present class location, the operator shall immediately make a study to determine:

- (a) The present class location for the segment involved.
- (b) The design, construction, and testing procedures followed in the original construction, and a comparison of these procedures with those required for the present class location by the applicable provisions of this part.
- (c) The physical condition of the segment to the extent it can be ascertained from available records;
- (d) The operating and maintenance history of the segment;
- (e) The maximum actual operating pressure and the corresponding operating hoop stress, taking pressure gradient into account, for the segment of pipeline involved; and
- (f) The actual area affected by the population density increase, and physical barriers or other factors which may limit further expansion of the more densely pop-

ulated area.

Code of Federal Regulations Currentness

§ 192.611 Change in class location: Confirmation or revision of maximum allowable operating pressure.

(a) If the hoop stress corresponding to the established maximum allowable operating pressure of a segment of pipeline is not commensurate with the present class location, and the segment is in satisfactory physical condition, the maximum allowable operating pressure of that segment of pipeline must be confirmed or revised according to one of the following requirements:

(1) If the segment involved has been previously tested in place for a period of not less than 8 hours:

(i) The maximum allowable operating pressure is 0.8 times the test pressure in Class 2 locations, 0.667 times the test pressure in Class 3 locations, or 0.555 times the test pressure in Class 4 locations. The corresponding hoop stress may not exceed 72 percent of the SMYS of the pipe in Class 2 locations, 60 percent of SMYS in Class 3 locations, or 50 percent of SMYS in Class 4 locations.

(ii) The alternative maximum allowable operating pressure is 0.8 times the test pressure in Class 2 locations and 0.667 times the test pressure in Class 3 locations. For pipelines operating at alternative maximum allowable pressure per § 192.620, the corresponding hoop stress may not exceed 80 percent of the SMYS of the pipe in Class 2 locations and 67 percent of SMYS in Class 3 locations.

(2) The maximum allowable operating pressure of the segment involved must be reduced so that the corresponding hoop stress is not more than that allowed by this part for new segments of pipelines in the existing class location.

(3) The segment involved must be tested in accordance with the applicable requirements of Subpart J of this part, and its maximum allowable operating

pressure must then be established according to the following criteria:

(i) The maximum allowable operating pressure after the requalification test is 0.8 times the test pressure for Class 2 locations, 0.667 times the test pressure for Class 3 locations, and 0.555 times the test pressure for Class 4 locations.

(ii) The corresponding hoop stress may not exceed 72 percent of the SMYS of the pipe in Class 2 locations, 60 percent of SMYS in Class 3 locations, or 50 percent of SMYS in Class 4 locations.

(iii) For pipeline operating at an alternative maximum allowable operating pressure per § 192.620, the alternative maximum allowable operating pressure after the requalification test is 0.8 times the test pressure for Class 2 locations and 0.667 times the test pressure for Class 3 locations. The corresponding hoop stress may not exceed 80 percent of the SMYS of the pipe in Class 2 locations and 67 percent of SMYS in Class 3 locations.

(b) The maximum allowable operating pressure confirmed or revised in accordance with this section, may not exceed the maximum allowable operating pressure established before the confirmation or revision.

(c) Confirmation or revision of the maximum allowable operating pressure of a segment of pipeline in accordance with this section does not preclude the application of §§ 192.553 and 192.555.

(d) Confirmation or revision of the maximum allowable operating pressure that is required as a result of a study under § 192.609 must be completed within 24 months of the change in class location. Pressure reduction under paragraph (a) (1) or (2) of this section within the 24-month period does not preclude establishing a maximum allowable operating pressure under paragraph (a)(3) of this section at a later date.

Code of Federal Regulations Currentness

§ 192.612 Underwater inspection and reburial of

pipelines in the Gulf of Mexico and its inlets.

(a) Each operator shall prepare and follow a procedure to identify its pipelines in the Gulf of Mexico and its inlets in waters less than 15 feet (4.6 meters) deep as measured from mean low water that are at risk of being an exposed underwater pipeline or a hazard to navigation. The procedures must be in effect August 10, 2005.

(b) Each operator shall conduct appropriate periodic underwater inspections of its pipelines in the Gulf of Mexico and its inlets in waters less than 15 feet (4.6 meters) deep as measured from mean low water based on the identified risk.

(c) If an operator discovers that its pipeline is an exposed underwater pipeline or poses a hazard to navigation, the operator shall--

(1) Promptly, but not later than 24 hours after discovery, notify the National Response Center, telephone: 1-800-424-8802, of the location and, if available, the geographic coordinates of that pipeline.

(2) Promptly, but not later than 7 days after discovery, mark the location of the pipeline in accordance with 33 CFR part 64 at the ends of the pipeline segment and at intervals of not over 500 yards (457 meters) long, except that a pipeline segment less than 200 yards (183 meters) long need only be marked at the center; and

(3) Within 6 months after discovery, or not later than November 1 of the following year if the 6 month period is later than November 1 of the year of discovery, bury the pipeline so that the top of the pipe is 36 inches (914 millimeters) below the underwater natural bottom (as determined by recognized and generally accepted practices) for normal excavation or 18 inches (457 millimeters) for rock excavation.

(i) An operator may employ engineered alternatives to burial that meet or exceed the level of protection

provided by burial.

(ii) If an operator cannot obtain required state or Federal permits in time to comply with this section, it must notify OPS; specify whether the required permit is State or Federal; and, justify the delay.

#### Code of Federal Regulations Currentness

##### § 192.613 Continuing surveillance.

(a) Each operator shall have a procedure for continuing surveillance of its facilities to determine and take appropriate action concerning changes in class location, failures, leakage history, corrosion, substantial changes in cathodic protection requirements, and other unusual operating and maintenance conditions.

(b) If a segment of pipeline is determined to be in unsatisfactory condition but no immediate hazard exists, the operator shall initiate a program to recondition or phase out the segment involved, or, if the segment cannot be reconditioned or phased out, reduce the maximum allowable operating pressure in accordance with § 192.619 (a) and (b).

#### Code of Federal Regulations Currentness

##### § 192.614 Damage prevention program.

(a) Except as provided in paragraphs (d) and (e) of this section, each operator of a buried pipeline must carry out, in accordance with this section, a written program to prevent damage to that pipeline from excavation activities. For the purposes of this section, the term "excavation activities" includes excavation, blasting, boring, tunneling, backfilling, the removal of aboveground structures by either explosive or mechanical means, and other earthmoving operations.

(b) An operator may comply with any of the requirements of paragraph (c) of this section through participation in a public service program, such as a one-call system, but such participation does not relieve the

operator of responsibility for compliance with this section. However, an operator must perform the duties of paragraph (c)(3) of this section through participation in a one-call system, if that one-call system is a qualified one-call system. In areas that are covered by more than one qualified one-call system, an operator need only join one of the qualified one-call systems if there is a central telephone number for excavators to call for excavation activities, or if the one-call systems in those areas communicate with one another. An operator's pipeline system must be covered by a qualified one-call system where there is one in place. For the purpose of this section, a one-call system is considered a "qualified one-call system" if it meets the requirements of section (b)(1) or (b)(2) of this section.

(1) The state has adopted a one-call damage prevention program under § 198.37 of this chapter; or

(2) The one-call system:

(i) Is operated in accordance with § 198.39 of this chapter;

(ii) Provides a pipeline operator an opportunity similar to a voluntary participant to have a part in management responsibilities; and

(iii) Assesses a participating pipeline operator a fee that is proportionate to the costs of the one-call system's coverage of the operator's pipeline.

(c) The damage prevention program required by paragraph (a) of this section must, at a minimum:

(1) Include the identity, on a current basis, of persons who normally engage in excavation activities in the area in which the pipeline is located.

(2) Provides for notification of the public in the vicinity of the pipeline and actual notification of the persons identified in paragraph (c)(1) of this section of the following as often as needed to make them aware of the damage prevention program:

(i) The program's existence and purpose; and

- (ii) How to learn the location of underground pipelines before excavation activities are begun.
- (3) Provide a means of receiving and recording notification of planned excavation activities.
- (4) If the operator has buried pipelines in the area of excavation activity, provide for actual notification of persons who give notice of their intent to excavate of the type of temporary marking to be provided and how to identify the markings.
- (5) Provide for temporary marking of buried pipelines in the area of excavation activity before, as far as practical, the activity begins.
- (6) Provide as follows for inspection of pipelines that an operator has reason to believe could be damaged by excavation activities:
  - (i) The inspection must be done as frequently as necessary during and after the activities to verify the integrity of the pipeline; and
  - (ii) In the case of blasting, any inspection must include leakage surveys.
- (d) A damage prevention program under this section is not required for the following pipelines:
  - (1) Pipelines located offshore.
  - (2) Pipelines, other than those located offshore, in Class 1 or 2 locations until September 20, 1995.
  - (3) Pipelines to which access is physically controlled by the operator.
- (e) Pipelines operated by persons other than municipalities (including operators of master meters) whose primary activity does not include the transportation of gas need not comply with the following:
  - (1) The requirement of paragraph (a) of this section that the damage prevention program be written; and
  - (2) The requirements of paragraphs (c)(1) and (c)(2) of this section.

## Code of Federal Regulations Currentness

## § 192.615 Emergency plans.

- (a) Each operator shall establish written procedures to minimize the hazard resulting from a gas pipeline emergency. At a minimum, the procedures must provide for the following:
  - (1) Receiving, identifying, and classifying notices of events which require immediate response by the operator.
  - (2) Establishing and maintaining adequate means of communication with appropriate fire, police, and other public officials.
  - (3) Prompt and effective response to a notice of each type of emergency, including the following:
    - (i) Gas detected inside or near a building.
    - (ii) Fire located near or directly involving a pipeline facility.
    - (iii) Explosion occurring near or directly involving a pipeline facility.
    - (iv) Natural disaster.
  - (4) The availability of personnel, equipment, tools, and materials, as needed at the scene of an emergency.
  - (5) Actions directed toward protecting people first and then property.
  - (6) Emergency shutdown and pressure reduction in any section of the operator's pipeline system necessary to minimize hazards to life or property.
  - (7) Making safe any actual or potential hazard to life or property.
  - (8) Notifying appropriate fire, police, and other public officials of gas pipeline emergencies and coordinating with them both planned responses and actual responses during an emergency.

- (9) Safely restoring any service outage.
- (10) Beginning action under § 192.617, if applicable, as soon after the end of the emergency as possible.

(b) Each operator shall:

- (1) Furnish its supervisors who are responsible for emergency action a copy of that portion of the latest edition of the emergency procedures established under paragraph (a) of this section as necessary for compliance with those procedures.
- (2) Train the appropriate operating personnel to assure that they are knowledgeable of the emergency procedures and verify that the training is effective.
- (3) Review employee activities to determine whether the procedures were effectively followed in each emergency.

(c) Each operator shall establish and maintain liaison with appropriate fire, police, and other public officials to:

- (1) Learn the responsibility and resources of each government organization that may respond to a gas pipeline emergency;
- (2) Acquaint the officials with the operator's ability in responding to a gas pipeline emergency;
- (3) Identify the types of gas pipeline emergencies of which the operator notifies the officials; and
- (4) Plan how the operator and officials can engage in mutual assistance to minimize hazards to life or property.

Code of Federal Regulations Currentness

§ 192.616 Public awareness.

- (a) Except for an operator of a master meter or petroleum gas system covered under paragraph (j) of this section, each pipeline operator must develop and im-

plement a written continuing public education program that follows the guidance provided in the American Petroleum Institute's (API) Recommended Practice (RP) 1162 (incorporated by reference, see § 192.7).

(b) The operator's program must follow the general program recommendations of API RP 1162 and assess the unique attributes and characteristics of the operator's pipeline and facilities.

(c) The operator must follow the general program recommendations, including baseline and supplemental requirements of API RP 1162, unless the operator provides justification in its program or procedural manual as to why compliance with all or certain provisions of the recommended practice is not practicable and not necessary for safety.

(d) The operator's program must specifically include provisions to educate the public, appropriate government organizations, and persons engaged in excavation related activities on:

- (1) Use of a one-call notification system prior to excavation and other damage prevention activities;
- (2) Possible hazards associated with unintended releases from a gas pipeline facility;
- (3) Physical indications that such a release may have occurred;
- (4) Steps that should be taken for public safety in the event of a gas pipeline release; and
- (5) Procedures for reporting such an event.

(e) The program must include activities to advise affected municipalities, school districts, businesses, and residents of pipeline facility locations.

(f) The program and the media used must be as comprehensive as necessary to reach all areas in which the operator transports gas.

(g) The program must be conducted in English and in other languages commonly understood by a significant

ant number and concentration of the non-English speaking population in the operator's area.

(h) Operators in existence on June 20, 2005, must have completed their written programs no later than June 20, 2006. The operator of a master meter or petroleum gas system covered under paragraph (j) of this section must complete development of its written procedure by June 13, 2008. Upon request, operators must submit their completed programs to PHMSA or, in the case of an intrastate pipeline facility operator, the appropriate State agency.

(i) The operator's program documentation and evaluation results must be available for periodic review by appropriate regulatory agencies.

(j) Unless the operator transports gas as a primary activity, the operator of a master meter or petroleum gas system is not required to develop a public awareness program as prescribed in paragraphs (a) through (g) of this section. Instead the operator must develop and implement a written procedure to provide its customers public awareness messages twice annually. If the master meter or petroleum gas system is located on property the operator does not control, the operator must provide similar messages twice annually to persons controlling the property. The public awareness message must include:

- (1) A description of the purpose and reliability of the pipeline;
- (2) An overview of the hazards of the pipeline and prevention measures used;
- (3) Information about damage prevention;
- (4) How to recognize and respond to a leak; and
- (5) How to get additional information.

Code of Federal Regulations Currentness

**§ 192.617 Investigation of failures.**

Each operator shall establish procedures for analyzing accidents and failures, including the selection of samples of the failed facility or equipment for laboratory examination, where appropriate, for the purpose of determining the causes of the failure and minimizing the possibility of a recurrence.

Code of Federal Regulations Currentness

**§ 192.619 What is the maximum allowable operating pressure for steel or plastic pipelines?**

(a) No person may operate a segment of steel or plastic pipeline at a pressure that exceeds a maximum allowable operating pressure determined under paragraph (c) or (d) of this section, or the lowest of the following:

(1) The design pressure of the weakest element in the segment, determined in accordance with subparts C and D of this part. However, for steel pipe in pipelines being converted under § 192.14 or updated under subpart K of this part, if any variable necessary to determine the design pressure under the design formula (§ 192.105) is unknown, one of the following pressures is to be used as design pressure:

(i) Eighty percent of the first test pressure that produces yield under section N5 of Appendix N of ASME B31.8 (incorporated by reference, see § 192.7), reduced by the appropriate factor in paragraph (a)(2)(ii) of this section; or

(ii) If the pipe is 12 3/4 inches (324 mm) or less in outside diameter and is not tested to yield under this paragraph, 200 p.s.i. (1379 kPa).

(2) The pressure obtained by dividing the pressure to which the segment was tested after construction as follows:

(i) For plastic pipe in all locations, the test pressure is divided by a factor of 1.5.

(ii) For steel pipe operated at 100 p.s.i. (689 kPa)

gage or more, the test pressure is divided by a factor determined in accordance with the following table:

Factors <sup>(FNI)</sup> , segment--			
Class location	Installed before (Nov. 12, 1970)	Installed after (Nov. 11, 1970)	Converted under § 192.14
1	1.1	1.1	1.25
2	1.25	1.25	1.25
3	1.4	1.5	1.5
4	1.4	1.5	1.5

<sup>(FNI)</sup> For offshore segments installed, uprated or converted after July 31, 1977, that are not located on an offshore platform, the factor is 1.25. For segments installed, uprated or converted after July 31, 1977, that are located on an offshore platform or on a platform in inland navigable waters, including a pipe riser, the factor is 1.5.

(3) The highest actual operating pressure to which the segment was subjected during the 5 years preceding the applicable date in the second column. This pressure restriction applies unless the segment was tested according to the requirements in paragraph (a)(2) of this section after the applicable date in the third column or the segment was uprated according to the requirements in subpart K of this part:

Pipeline segment	Pressure date	Test date
--Onshore gathering line that first became subject to this part (other than § 192.612) after April 13, 2006	March 15, 2006, or date line becomes subject to this part, whichever is later	5 years preceding applicable date in second column.
--Onshore transmission line that was a gathering line not subject to this part before March 15, 2006.		
Offshore gathering lines	July 1, 1976	July 1, 1971.
All other pipelines	July 1, 1970	July 1, 1965.

(4) The pressure determined by the operator to be



the maximum safe pressure after considering the history of the segment, particularly known corrosion and the actual operating pressure.

(b) No person may operate a segment to which paragraph (a)(4) of this section is applicable, unless overpressure protective devices are installed on the segment in a manner that will prevent the maximum allowable operating pressure from being exceeded, in accordance with § 192.195.

(c) The requirements on pressure restrictions in this section do not apply in the following instance. An operator may operate a segment of pipeline found to be in satisfactory condition, considering its operating and maintenance history, at the highest actual operating pressure to which the segment was subjected during the 5 years preceding the applicable date in the second column of the table in paragraph (a)(3) of this section. An operator must still comply with § 192.611.

(d) The operator of a pipeline segment of steel pipeline meeting the conditions prescribed in § 192.620(b) may elect to operate the segment at a

maximum allowable operating pressure determined under § 192.620(a).

Code of Federal Regulations Currentness

§ 192.620 Alternative maximum allowable operating pressure for certain steel pipelines.

(a) How does an operator calculate the alternative maximum allowable operating pressure? An operator calculates the alternative maximum allowable operating pressure by using different factors in the same formulas used for calculating maximum allowable operating pressure under § 192.619(a) as follows:

(1) In determining the alternative design pressure under § 192.105, use a design factor determined in accordance with § 192.111(b), (c), or (d) or, if none of these paragraphs apply, in accordance with the following table:

Class location	Alternative design factor (F)
1	0.80
2	0.67
3	0.56

(i) For facilities installed prior to November 17, 2008, for which § 192.111(b), (c), or (d) apply, use the following design factors as alternatives for the factors specified in those paragraphs: § 192.111(b)--0.67 or less; 192.111(c) and (d)--0.56 or less.

(ii) [Reserved]

(2) The alternative maximum allowable operating pressure is the lower of the following:

(i) The design pressure of the weakest element in the pipeline segment, determined under subparts C and D of this part.

(ii) The pressure obtained by dividing the pressure to which the pipeline segment was tested after construction by a factor determined in the following table:

Class location	Alternative test factor
1	1.25
2	<sup>(FNI)</sup> 1.50
3	1.50

<sup>(FNI)</sup> For Class 2 alternative maximum allowable operating pressure segments installed prior to November 17, 2008, the alternative test factor is 1.25.

(b) When may an operator use the alternative maximum allowable operating pressure calculated under paragraph (a) of this section? An operator may use an alternative maximum allowable operating pressure calculated under paragraph (a) of this section if the following conditions are met:

(1) The pipeline segment is in a Class 1, 2, or 3 location;

(2) The pipeline segment is constructed of steel pipe meeting the additional design requirements in § 192.112;

(3) A supervisory control and data acquisition system provides remote monitoring and control of the pipeline segment. The control provided must include monitoring of pressures and flows, monitoring compressor start-ups and shut-downs, and remote closure of valves;

(4) The pipeline segment meets the additional construction requirements described in § 192.328;

(5) The pipeline segment does not contain any mechanical couplings used in place of girth welds;

(6) If a pipeline segment has been previously operated, the segment has not experienced any failure during normal operations indicative of a systemic fault in material as determined by a root cause analysis, including metallurgical examination of the failed pipe. The results of this root cause analysis must be reported to each PHMSA pipeline safety regional office where the pipeline is in service at

least 60 days prior to operation at the alternative MAOP. An operator must also notify a State pipeline safety authority when the pipeline is located in a State where PHMSA has an interstate agent agreement, or an intrastate pipeline is regulated by that State; and

(7) At least 95 percent of girth welds on a segment that was constructed prior to November 17, 2008, must have been non-destructively examined in accordance with § 192.243(b) and (c).

(c) What is an operator electing to use the alternative maximum allowable operating pressure required to do? If an operator elects to use the alternative maximum allowable operating pressure calculated under paragraph (a) of this section for a pipeline segment, the operator must do each of the following:

(1) Notify each PHMSA pipeline safety regional office where the pipeline is in service of its election with respect to a segment at least 180 days before operating at the alternative maximum allowable operating pressure. An operator must also notify a State pipeline safety authority when the pipeline is located in a State where PHMSA has an interstate agent agreement, or an intrastate pipeline is regulated by that State.

(2) Certify, by signature of a senior executive officer of the company, as follows:

(i) The pipeline segment meets the conditions described in paragraph (b) of this section; and

(ii) The operating and maintenance procedures include the additional operating and maintenance requirements of paragraph (d) of this section; and

(iii) The review and any needed program upgrade of the damage prevention program required by paragraph (d)(4)(v) of this section has been completed.

(3) Send a copy of the certification required by paragraph (c)(2) of this section to each PHMSA pipeline safety regional office where the pipeline is in service 30 days prior to operating at the alternative MAOP. An operator must also send a copy to a State pipeline safety authority when the pipeline is located in a State where PHMSA has an interstate agent agreement, or an intrastate pipeline is regulated by that State.

(4) For each pipeline segment, do one of the following:

(i) Perform a strength test as described in § 192.505 at a test pressure calculated under paragraph (a) of this section or

(ii) For a pipeline segment in existence prior to November 17, 2008, certify, under paragraph (c)(2) of this section, that the strength test performed under § 192.505 was conducted at a test pressure calculated under paragraph (a) of this section, or conduct a new strength test in accordance with paragraph (c)(4)(i) of this section.

(5) Comply with the additional operation and maintenance requirements described in paragraph (d) of this section.

(6) If the performance of a construction task associated with implementing alternative MAOP can affect the integrity of the pipeline segment, treat that task as a "covered task", notwithstanding the definition in § 192.801(b) and implement the requirements of subpart N as appropriate.

(7) Maintain, for the useful life of the pipeline, records demonstrating compliance with paragraphs (b), (c)(6), and (d) of this section.

(8) A Class 1 and Class 2 pipeline location can be upgraded one class due to class changes per § 192.611(a)(3)(i). All class location changes from Class 1 to Class 2 and from Class 2 to Class 3 must have all anomalies evaluated and remediated per: The "original pipeline class grade" § 192.620(d)(11) anomaly repair requirements; and all anomalies with a wall loss equal to or greater than 40 percent must be excavated and remediated. Pipelines in Class 4 may not operate at an alternative MAOP.

(d) What additional operation and maintenance requirements apply to operation at the alternative maximum allowable operating pressure? In addition to compliance with other applicable safety standards in this part, if an operator establishes a maximum allowable operating pressure for a pipeline segment under paragraph (a) of this section, an operator must comply with the additional operation and maintenance requirements as follows:

To address increased risk of a maximum allowable operating pressure based on higher stress levels in the following areas:

Take the following additional step:

(1) Identifying and evaluating threats

Develop a threat matrix consistent with § 192.917 to do the following:

- (i) Identify and compare the increased risk of operating the pipeline at the increased stress level under this section with conventional operation; and
  - (ii) Describe and implement procedures used to mitigate the risk.
- (2) Notifying the public
  - (i) Recalculate the potential impact circle as defined in § 192.903 to reflect use of the alternative maximum operating pressure calculated under paragraph (a) of this section and pipeline operating conditions; and
  - (ii) In implementing the public education program required under § 192.616, perform the following:
    - (A) Include persons occupying property within 220 yards of the centerline and within the potential impact circle within the targeted audience; and
    - (B) Include information about the integrity management activities performed under this section within the message provided to the audience.
- (3) Responding to an emergency in an area defined as a high consequence area in § 192.903
  - (i) Ensure that the identification of high consequence areas reflects the larger potential impact circle recalculated under paragraph (d)(1)(i) of this section.
  - (ii) If personnel response time to mainline valves on either side of the high consequence area exceeds one hour (under normal driving conditions and speed limits) from the time the event is identified in the control room, provide remote valve control through a supervisory control and data acquisition (SCADA) system, other leak detection system, or an alternative method of control.
  - (iii) Remote valve control must include the ability to close and monitor the valve position (open or closed), and monitor pressure upstream and downstream.
  - (iv) A line break valve control system using differential pressure, rate of pressure drop or other widely-accepted method is an acceptable alternative to remote valve control.

## (4) Protecting the right-of-way

(i) Patrol the right-of-way at intervals not exceeding 45 days, but at least 12 times each calendar year, to inspect for excavation activities, ground movement, wash outs, leakage, or other activities or conditions affecting the safety operation of the pipeline.

(ii) Develop and implement a plan to monitor for and mitigate occurrences of unstable soil and ground movement.

(iii) If observed conditions indicate the possible loss of cover, perform a depth of cover study and replace cover as necessary to restore the depth of cover or apply alternative means to provide protection equivalent to the originally-required depth of cover.

(iv) Use line-of-sight line markers satisfying the requirements of § 192.707(d) except in agricultural areas, large water crossings or swamp, steep terrain, or where prohibited by Federal Energy Regulatory Commission orders, permits, or local law.

(v) Review the damage prevention program under § 192.614(a) in light of national consensus practices, to ensure the program provides adequate protection of the right-of-way. Identify the standards or practices considered in the review, and meet or exceed those standards or practices by incorporating appropriate changes into the program.

(vi) Develop and implement a right-of-way management plan to protect the pipeline segment from damage due to excavation activities.

## (5) Controlling internal corrosion

(i) Develop and implement a program to monitor for and mitigate the presence of, deleterious gas stream constituents.

(ii) At points where gas with potentially deleterious contaminants enters the pipeline, use filter separators or separators and gas quality monitoring equipment.

(iii) Use gas quality monitoring equipment that includes a moisture analyzer, chromatograph, and periodic hydrogen sulfide sampling.

(iv) Use cleaning pigs and inhibitors, and sample accumulated

liquids when corrosive gas is present.

(v) Address deleterious gas stream constituents as follows:

(A) Limit carbon dioxide to 3 percent by volume;

(B) Allow no free water and otherwise limit water to seven pounds per million cubic feet of gas; and

(C) Limit hydrogen sulfide to 1.0 grain per hundred cubic feet (16 ppm) of gas, where the hydrogen sulfide is greater than 0.5 grain per hundred cubic feet (8 ppm) of gas, implement a pigging and inhibitor injection program to address deleterious gas stream constituents, including follow-up sampling and quality testing of liquids at receipt points.

(vi) Review the program at least quarterly based on the gas stream experience and implement adjustments to monitor for, and mitigate the presence of, deleterious gas stream constituents.

(6) Controlling interference that can impact external corrosion

(i) Prior to operating an existing pipeline segment at an alternate maximum allowable operating pressure calculated under this section, or within six months after placing a new pipeline segment in service at an alternate maximum allowable operating pressure calculated under this section, address any interference currents on the pipeline segment.

(ii) To address interference currents, perform the following:

(A) Conduct an interference survey to detect the presence and level of any electrical current that could impact external corrosion where interference is suspected;

(B) Analyze the results of the survey; and

(C) Take any remedial action needed within 6 months after completing the survey to protect the pipeline segment from deleterious current.

(7) Confirming external corrosion control through indirect assessment

(i) Within six months after placing the cathodic protection of a new pipeline segment in operation, or within six months after certifying a segment under § 192.620(c)(1) of an existing

pipeline segment under this section, assess the adequacy of the cathodic protection through an indirect method such as close-interval survey, and the integrity of the coating using direct current voltage gradient (DCVG) or alternating current voltage gradient (ACVG).

(ii) Remediate any construction damaged coating with a voltage drop classified as moderate or severe (IR drop greater than 35% for DCVG or 50 dB<<mu>>v for ACVG) under section 4 of NACE RP-0502-2002 (incorporated by reference, see § 192.7).

(iii) Within six months after completing the baseline internal inspection required under paragraph (8) of this section, integrate the results of the indirect assessment required under paragraph (6)(i) of this section with the results of the baseline internal inspection and take any needed remedial actions.

(iv) For all pipeline segments in high consequence areas, perform periodic assessments as follows:

(A) Conduct periodic close interval surveys with current interrupted to confirm voltage drops in association with periodic assessments under subpart O of this part.

(B) Locate pipe-to-soil test stations at half-mile intervals within each high consequence area ensuring at least one station is within each high consequence area, if practicable.

(C) Integrate the results with those of the baseline and periodic assessments for integrity done under paragraphs (d)(8) and (d)(9) of this section.

**(8) Controlling external corrosion through cathodic protection**

(i) If an annual test station reading indicates cathodic protection below the level of protection required in subpart I of this part, complete remedial action within six months of the failed reading or notify each PHMSA pipeline safety regional office where the pipeline is in service demonstrating that the integrity of the pipeline is not compromised if the repair takes longer than 6 months. An operator must also notify a State pipeline safety authority when the pipeline is located in a State where PHMSA has an interstate agent agreement, or an intrastate pipeline is regulated by that State; and

- (ii) After remedial action to address a failed reading, confirm restoration of adequate corrosion control by a close interval survey on either side of the affected test station to the next test station.
- (iii) If the pipeline segment has been in operation, the cathodic protection system on the pipeline segment must have been operational within 12 months of the completion of construction.
- (9) Conducting a baseline assessment of integrity
- (i) Except as provided in paragraph (d)(8)(iii) of this section, for a new pipeline segment operating at the new alternative maximum allowable operating pressure, perform a baseline internal inspection of the entire pipeline segment as follows:
- (A) Assess using a geometry tool after the initial hydrostatic test and backfill and within six months after placing the new pipeline segment in service; and
- (B) Assess using a high resolution magnetic flux tool within three years after placing the new pipeline segment in service at the alternative maximum allowable operating pressure.
- (ii) Except as provided in paragraph (d)(8)(iii) of this section, for an existing pipeline segment, perform a baseline internal assessment using a geometry tool and a high resolution magnetic flux tool before, but within two years prior to, raising pressure to the alternative maximum allowable operating pressure as allowed under this section.
- (iii) If headers, mainline valve by-passes, compressor station piping, meter station piping, or other short portion of a pipeline segment operating at alternative maximum allowable operating pressure cannot accommodate a geometry tool and a high resolution magnetic flux tool, use direct assessment (per § 192.925, § 192.927 and/or § 192.929) or pressure testing (per subpart J of this part) to assess that portion.
- (10) Conducting periodic assessments of integrity
- (i) Determine a frequency for subsequent periodic integrity assessments as if all the alternative maximum allowable operating pressure pipeline segments were covered by subpart O of this part and
- (ii) Conduct periodic internal inspections using a high resolu-



tion magnetic flux tool on the frequency determined under paragraph (d)(9)(i) of this section, or

(iii) Use direct assessment (per § 192.925, § 192.927 and/or § 192.929) or pressure testing (per subpart J of this part) for periodic assessment of a portion of a segment to the extent permitted for a baseline assessment under paragraph (d)(8)(iii) of this section.

(11) Making repairs

(i) Perform the following when evaluating an anomaly:

(A) Use the most conservative calculation for determining remaining strength or an alternative validated calculation based on pipe diameter, wall thickness, grade, operating pressure, operating stress level, and operating temperature: and

(B) Take into account the tolerances of the tools used for the inspection.

(ii) Repair a defect immediately if any of the following apply:

(A) The defect is a dent discovered during the baseline assessment for integrity under paragraph (d)(8) of this section and the defect meets the criteria for immediate repair in § 192.309(b).

(B) The defect meets the criteria for immediate repair in § 192.933(d).

(C) The alternative maximum allowable operating pressure was based on a design factor of 0.67 under paragraph (a) of this section and the failure pressure is less than 1.25 times the alternative maximum allowable operating pressure.

(D) The alternative maximum allowable operating pressure was based on a design factor of 0.56 under paragraph (a) of this section and the failure pressure is less than or equal to 1.4 times the alternative maximum allowable operating pressure.

(iii) If paragraph (d)(10)(ii) of this section does not require immediate repair, repair a defect within one year if any of the following apply:

(A) The defect meets the criteria for repair within one year in §

192.933(d).

(B) The alternative maximum allowable operating pressure was based on a design factor of 0.80 under paragraph (a) of this section and the failure pressure is less than 1.25 times the alternative maximum allowable operating pressure.

(C) The alternative maximum allowable operating pressure was based on a design factor of 0.67 under paragraph (a) of this section and the failure pressure is less than 1.50 times the alternative maximum allowable operating pressure.

(D) The alternative maximum allowable operating pressure was based on a design factor of 0.56 under paragraph (a) of this section and the failure pressure is less than or equal to 1.80 times the alternative maximum allowable operating pressure.

(iv) Evaluate any defect not required to be repaired under paragraph (d)(10)(ii) or (iii) of this section to determine its growth rate, set the maximum interval for repair or re-inspection, and repair or re-inspect within that interval.

(e) Is there any change in overpressure protection associated with operating at the alternative maximum allowable operating pressure? Notwithstanding the required capacity of pressure relieving and limiting stations otherwise required by § 192.201, if an operator establishes a maximum allowable operating pressure for a pipeline segment in accordance with paragraph (a) of this section, an operator must:

- (1) Provide overpressure protection that limits mainline pressure to a maximum of 104 percent of the maximum allowable operating pressure; and
- (2) Develop and follow a procedure for establishing and maintaining accurate set points for the supervisory control and data acquisition system.

Code of Federal Regulations Currentness

**§ 192.621 Maximum allowable operating pressure: High-pressure distribution systems.**

(a) No person may operate a segment of a high pressure distribution system at a pressure that exceeds the lowest of the following pressures, as applicable:

- (1) The design pressure of the weakest element in the segment, determined in accordance with Subparts C and D of this part.
- (2) 60 p.s.i. (414 kPa) gage, for a segment of a distribution system otherwise designed to operate at over 60 p.s.i. (414 kPa) gage, unless the service lines in the segment are equipped with service regulators or other pressure limiting devices in series that meet the requirements of § 192.197(c).
- (3) 25 p.s.i. (172 kPa) gage in segments of cast iron pipe in which there are unreinforced bell and spigot joints.
- (4) The pressure limits to which a joint could be subjected without the possibility of its parting.
- (5) The pressure determined by the operator to be the maximum safe pressure after considering the

history of the segment, particularly known corrosion and the actual operating pressures.

(b) No person may operate a segment of pipeline to which paragraph (a)(5) of this section applies, unless overpressure protective devices are installed on the segment in a manner that will prevent the maximum allowable operating pressure from being exceeded, in accordance with § 192.195.

#### Code of Federal Regulations Currentness

#### § 192.623 Maximum and minimum allowable operating pressure; Low-pressure distribution systems.

(a) No person may operate a low-pressure distribution system at a pressure high enough to make unsafe the operation of any connected and properly adjusted low-pressure gas burning equipment.

(b) No person may operate a low pressure distribution system at a pressure lower than the minimum pressure at which the safe and continuing operation of any connected and properly adjusted low-pressure gas burning equipment can be assured.

#### Code of Federal Regulations Currentness

#### § 192.625 Odorization of gas.

(a) A combustible gas in a distribution line must contain a natural odorant or be odorized so that at a concentration in air of one-fifth of the lower explosive limit, the gas is readily detectable by a person with a normal sense of smell.

(b) After December 31, 1976, a combustible gas in a transmission line in a Class 3 or Class 4 location must comply with the requirements of paragraph (a) of this section unless:

(1) At least 50 percent of the length of the line downstream from that location is in a Class 1 or Class 2 location;

(2) The line transports gas to any of the following facilities which received gas without an odorant from that line before May 5, 1975;

(i) An underground storage field;

(ii) A gas processing plant;

(iii) A gas dehydration plant; or

(iv) An industrial plant using gas in a process where the presence of an odorant:

(A) Makes the end product unfit for the purpose for which it is intended;

(B) Reduces the activity of a catalyst; or

(C) Reduces the percentage completion of a chemical reaction;

(3) In the case of a lateral line which transports gas to a distribution center, at least 50 percent of the length of that line is in a Class 1 or Class 2 location; or

(4) The combustible gas is hydrogen intended for use as a feedstock in a manufacturing process.

(c) In the concentrations in which it is used, the odorant in combustible gases must comply with the following:

(1) The odorant may not be deleterious to persons, materials, or pipe.

(2) The products of combustion from the odorant may not be toxic when breathed nor may they be corrosive or harmful to those materials to which the products of combustion will be exposed.

(d) The odorant may not be soluble in water to an extent greater than 2.5 parts to 100 parts by weight.

(e) Equipment for odorization must introduce the odorant without wide variations in the level of odorant.

(f) To assure the proper concentration of odorant in

accordance with this section, each operator must conduct periodic sampling of combustible gases using an instrument capable of determining the percentage of gas in air at which the odor becomes readily detectable. Operators of master meter systems may comply with this requirement by--

- (1) Receiving written verification from their gas source that the gas has the proper concentration of odorant; and
- (2) Conducting periodic "sniff" tests at the extremities of the system to confirm that the gas contains odorant.

Code of Federal Regulations Currentness

**§ 192.627 Tapping pipelines under pressure.**

Each tap made on a pipeline under pressure must be performed by a crew qualified to make hot taps.

Code of Federal Regulations Currentness

**§ 192.629 Purging of pipelines.**

(a) When a pipeline is being purged of air by use of gas, the gas must be released into one end of the line in a moderately rapid and continuous flow. If gas cannot be supplied in sufficient quantity to prevent the formation of a hazardous mixture of gas and air, a slug of inert gas must be released into the line before the gas.

(b) When a pipeline is being purged of gas by use of air, the air must be released into one end of the line in a moderately rapid and continuous flow. If air cannot be supplied in sufficient quantity to prevent the formation of a hazardous mixture of gas and air, a slug of inert gas must be released into the line before the air.

Code of Federal Regulations Currentness

**§ 192.701 Scope.**

This subpart prescribes minimum requirements for maintenance of pipeline facilities.

Code of Federal Regulations Currentness

**§ 192.703 General.**

- (a) No person may operate a segment of pipeline, unless it is maintained in accordance with this subpart.
- (b) Each segment of pipeline that becomes unsafe must be replaced, repaired, or removed from service.
- (c) Hazardous leaks must be repaired promptly.

Code of Federal Regulations Currentness

**§ 192.705 Transmission lines: Patrolling.**

- (a) Each operator shall have a patrol program to observe surface conditions on and adjacent to the transmission line right-of-way for indications of leaks, construction activity, and other factors affecting safety and operation.
- (b) The frequency of patrols is determined by the size of the line, the operating pressures, the class location, terrain, weather, and other relevant factors, but intervals between patrols may not be longer than prescribed in the following table:

Maximum interval between patrols
----------------------------------

Class location of line	At highway and railroad crossings	At all other places
1, 2	7 1/2 months; but at least twice each calendar year.	15 months; but at least once each calendar year.
3	4 1/2 months; but at least four times each calendar year.	7 1/2 months; but at least twice each calendar year.
4	4 1/2 months; but at least four times each calendar year.	4 1/2 months; but at least four times each calendar year.

(c) Methods of patrolling include walking, driving, flying or other appropriate means of traversing the right-of-way.

Code of Federal Regulations Currentness

**§ 192.706 Transmission lines: Leakage surveys.**

Leakage surveys of a transmission line must be conducted at intervals not exceeding 15 months, but at least once each calendar year. However, in the case of a transmission line which transports gas in conformity with § 192.625 without an odor or odorant, leakage surveys using leak detector equipment must be conducted--

(a) In Class 3 locations, at intervals not exceeding 7 1/2 months, but at least twice each calendar year; and

(b) In Class 4 locations, at intervals not exceeding 4 1/2 months, but at least four times each calendar year.

Code of Federal Regulations Currentness

**§ 192.707 Line markers for mains and transmission lines.**

(a) Buried pipelines. Except as provided in paragraph (b) of this section, a line marker must be placed and maintained as close as practical over each buried main and transmission line:

(1) At each crossing of a public road and railroad; and

(2) Wherever necessary to identify the location of the transmission line or main to reduce the possibility of damage or interference.

(b) Exceptions for buried pipelines. Line markers are not required for the following pipelines:

(1) Mains and transmission lines located offshore, or at crossings of or under waterways and other bodies of water.

(2) Mains in Class 3 or Class 4 locations where a damage prevention program is in effect under § 192.614.

(3) Transmission lines in Class 3 or 4 locations until March 20, 1996.

(4) Transmission lines in Class 3 or 4 locations where placement of a line marker is impractical.

(c) Pipelines aboveground. Line markers must be placed and maintained along each section of a main and transmission line that is located aboveground in an area accessible to the public.

(d) Marker warning. The following must be written legibly on a background of sharply contrasting color on each line marker:

(1) The word "Warning," "Caution," or "Danger" followed by the words "Gas (or name of gas transported) Pipeline" all of which, except for markers

in heavily developed urban areas, must be in letters at least 1 inch (25 millimeters) high with 1/4 inch (6.4 millimeters) stroke.

(2) The name of the operator and the telephone number (including area code) where the operator can be reached at all times.

Code of Federal Regulations Currentness

**§ 192.709 Transmission lines: Record keeping.**

Each operator shall maintain the following records for transmission lines for the periods specified:

(a) The date, location, and description of each repair made to pipe (including pipe-to-pipe connections) must be retained for as long as the pipe remains in service.

(b) The date, location, and description of each repair made to parts of the pipeline system other than pipe must be retained for at least 5 years. However, repairs generated by patrols, surveys, inspections, or tests required by subparts L and M of this part must be retained in accordance with paragraph (c) of this section.

(c) A record of each patrol, survey, inspection, and test required by subparts L and M of this part must be retained for at least 5 years or until the next patrol, survey, inspection, or test is completed, whichever is longer.

Code of Federal Regulations Currentness

**§ 192.711 Transmission lines: General requirements for repair procedures.**

(a) Each operator shall take immediate temporary measures to protect the public whenever:

(1) A leak, imperfection, or damage that impairs its serviceability is found in a segment of steel transmission line operating at or above 40 percent of the

SMYS; and

(2) It is not feasible to make a permanent repair at the time of discovery.

As soon as feasible, the operator shall make permanent repairs.

(b) Except as provided in § 192.717(b)(3), no operator may use a welded patch as a means of repair.

Code of Federal Regulations Currentness

**§ 192.713 Transmission lines: Permanent field repair of imperfections and damages.**

(a) Each imperfection or damage that impairs the serviceability of pipe in a steel transmission line operating at or above 40 percent of SMYS must be--

(1) Removed by cutting out and replacing a cylindrical piece of pipe; or

(2) Repaired by a method that reliable engineering tests and analyses show can permanently restore the serviceability of the pipe.

(b) Operating pressure must be at a safe level during repair operations.

Code of Federal Regulations Currentness

**§ 192.715 Transmission lines: Permanent field repair of welds.**

Each weld that is unacceptable under § 192.241(c) must be repaired as follows:

(a) If it is feasible to take the segment of transmission line out of service, the weld must be repaired in accordance with the applicable requirements of § 192.245.

(b) A weld may be repaired in accordance with § 192.245 while the segment of transmission line is in

service if:

- (1) The weld is not leaking;
  - (2) The pressure in the segment is reduced so that it does not produce a stress that is more than 20 percent of the SMYS of the pipe; and
  - (3) Grinding of the defective area can be limited so that at least 1/8 inch (3.2 millimeters) thickness in the pipe weld remains.
- (c) A defective weld which cannot be repaired in accordance with paragraph (a) or (b) of this section must be repaired by installing a full encirclement welded split sleeve of appropriate design.

Code of Federal Regulations Currentness

**§ 192.717 Transmission lines: Permanent field repair of leaks.**

Each permanent field repair of a leak on a transmission line must be made by--

- (a) Removing the leak by cutting out and replacing a cylindrical piece of pipe; or
- (b) Repairing the leak by one of the following methods:
  - (1) Install a full encirclement welded split sleeve of appropriate design, unless the transmission line is joined by mechanical couplings and operates at less than 40 percent of SMYS.
  - (2) If the leak is due to a corrosion pit, install a properly designed bolt-on-leak clamp.
  - (3) If the leak is due to a corrosion pit and on pipe of not more than 40,000 psi (267 Mpa) SMYS, fillet weld over the pitted area a steel plate patch with rounded corners, of the same or greater thickness than the pipe, and not more than one-half of the diameter of the pipe in size.
  - (4) If the leak is on a submerged offshore pipeline

or submerged pipeline in inland navigable waters, mechanically apply a full encirclement split sleeve of appropriate design.

- (5) Apply a method that reliable engineering tests and analyses show can permanently restore the serviceability of the pipe.

Code of Federal Regulations Currentness

**§ 192.719 Transmission lines: Testing of repairs.**

(a) Testing of replacement pipe. If a segment of transmission line is repaired by cutting out the damaged portion of the pipe as a cylinder, the replacement pipe must be tested to the pressure required for a new line installed in the same location. This test may be made on the pipe before it is installed.

(b) Testing of repairs made by welding. Each repair made by welding in accordance with §§ 192.713, 192.715, and 192.717 must be examined in accordance with § 192.241.

Code of Federal Regulations Currentness

**§ 192.721 Distribution systems: Patrolling.**

(a) The frequency of patrolling mains must be determined by the severity of the conditions which could cause failure or leakage, and the consequent hazards to public safety.

(b) Mains in places or on structures where anticipated physical movement or external loading could cause failure or leakage must be patrolled--

- (1) In business districts, at intervals not exceeding 4 1/2 months, but at least four times each calendar year; and
- (2) Outside business districts, at intervals not exceeding 7 1/2 months, but at least twice each calendar year.

## Code of Federal Regulations Currentness

## § 192.723 Distribution systems: Leakage surveys.

(a) Each operator of a distribution system shall conduct periodic leakage surveys in accordance with this section.

(b) The type and scope of the leakage control program must be determined by the nature of the operations and the local conditions, but it must meet the following minimum requirements:

(1) A leakage survey with leak detector equipment must be conducted in business districts, including tests of the atmosphere in gas, electric, telephone, sewer, and water system manholes, at cracks in pavement and sidewalks, and at other locations providing an opportunity for finding gas leaks, at intervals not exceeding 15 months, but at least once each calendar year.

(2) A leakage survey with leak detector equipment must be conducted outside business districts as frequently as necessary, but at least once every 5 calendar years at intervals not exceeding 63 months. However, for cathodically unprotected distribution lines subject to § 192.465(e) on which electrical surveys for corrosion are impractical, a leakage survey must be conducted at least once every 3 calendar years at intervals not exceeding 39 months.

## Code of Federal Regulations Currentness

## § 192.725 Test requirements for reinstating service lines.

(a) Except as provided in paragraph (b) of this section, each disconnected service line must be tested in the same manner as a new service line, before being reinstated.

(b) Each service line temporarily disconnected from the main must be tested from the point of disconnection to the service line valve in the same manner as a

new service line, before reconnecting. However, if provisions are made to maintain continuous service, such as by installation of a bypass, any part of the original service line used to maintain continuous service need not be tested.

## Code of Federal Regulations Currentness

## § 192.727 Abandonment or deactivation of facilities.

(a) Each operator shall conduct abandonment or deactivation of pipelines in accordance with the requirements of this section.

(b) Each pipeline abandoned in place must be disconnected from all sources and supplies of gas; purged of gas; in the case of offshore pipelines, filled with water or inert materials; and sealed at the ends. However, the pipeline need not be purged when the volume of gas is so small that there is no potential hazard.

(c) Except for service lines, each inactive pipeline that is not being maintained under this part must be disconnected from all sources and supplies of gas; purged of gas; in the case of offshore pipelines, filled with water or inert materials; and sealed at the ends. However, the pipeline need not be purged when the volume of gas is so small that there is no potential hazard.

(d) Whenever service to a customer is discontinued, one of the following must be complied with:

(1) The valve that is closed to prevent the flow of gas to the customer must be provided with a locking device or other means designed to prevent the opening of the valve by persons other than those authorized by the operator.

(2) A mechanical device or fitting that will prevent the flow of gas must be installed in the service line or in the meter assembly.

(3) The customer's piping must be physically disconnected from the gas supply and the open pipe



ends sealed.

(e) If air is used for purging, the operator shall insure that a combustible mixture is not present after purging.

(f) Each abandoned vault must be filled with a suitable compacted material.

(g) For each abandoned offshore pipeline facility or each abandoned onshore pipeline facility that crosses over, under or through a commercially navigable waterway, the last operator of that facility must file a report upon abandonment of that facility.

(1) The preferred method to submit data on pipeline facilities abandoned after October 10, 2000 is to the National Pipeline Mapping System (NPMS) in accordance with the NPMS "Standards for Pipeline and Liquefied Natural Gas Operator Submissions." To obtain a copy of the NPMS Standards, please refer to the NPMS homepage at <http://www.npms.phmsa.dot.gov> or contact the NPMS National Repository at 703-317-3073. A digital data format is preferred, but hard copy submissions are acceptable if they comply with the NPMS Standards. In addition to the NPMS-required attributes, operators must submit the date of abandonment, diameter, method of abandonment, and certification that, to the best of the operator's knowledge, all of the reasonably available information requested was provided and, to the best of the operator's knowledge, the abandonment was completed in accordance with applicable laws. Refer to the NPMS Standards for details in preparing your data for submission. The NPMS Standards also include details of how to submit data. Alternatively, operators may submit reports by mail, fax or e-mail to the Office of Pipeline Safety, Pipeline and Hazardous Materials Safety Administration, U.S. Department of Transportation, Information Resources Manager, PHP-10, 1200 New Jersey Avenue, SE., Washington, DC 20590-0001; fax (202) 366-4566; e-mail [InformationResourcesManager@phmsa.dot.gov](mailto:InformationResourcesManager@phmsa.dot.gov). The information in the report must contain all reasonably available information related to the facility,

including information in the possession of a third party. The report must contain the location, size, date, method of abandonment, and a certification that the facility has been abandoned in accordance with all applicable laws.

(2) [Reserved]

Code of Federal Regulations Currentness

§ 192.729 [Reserved]

Code of Federal Regulations Currentness

§ 192.731 Compressor stations: Inspection and testing of relief devices.

(a) Except for rupture discs, each pressure relieving device in a compressor station must be inspected and tested in accordance with §§ 192.739 and 192.743, and must be operated periodically to determine that it opens at the correct set pressure.

(b) Any defective or inadequate equipment found must be promptly repaired or replaced.

(c) Each remote control shutdown device must be inspected and tested at intervals not exceeding 15 months, but at least once each calendar year, to determine that it functions properly.

Code of Federal Regulations Currentness

§ 192.733 [Reserved]

Code of Federal Regulations Currentness

§ 192.735 Compressor stations: Storage of combustible materials.

(a) Flammable or combustible materials in quantities beyond those required for everyday use, or other than those normally used in compressor buildings, must be stored a safe distance from the compressor building.

(b) Aboveground oil or gasoline storage tanks must be protected in accordance with National Fire Protection Association Standard No. 30.

Code of Federal Regulations Currentness

§ 192.736 Compressor stations: Gas detection.

(a) Not later than September 16, 1996, each compressor building in a compressor station must have a fixed gas detection and alarm system, unless the building is--

- (1) Constructed so that at least 50 percent of its up-right side area is permanently open; or
- (2) Located in an unattended field compressor station of 1,000 horsepower (746 kW) or less.

(b) Except when shutdown of the system is necessary for maintenance under paragraph (c) of this section, each gas detection and alarm system required by this section must--

- (1) Continuously monitor the compressor building for a concentration of gas in air of not more than 25 percent of the lower explosive limit; and
- (2) If that concentration of gas is detected, warn persons about to enter the building and persons inside the building of the danger.

(c) Each gas detection and alarm system required by this section must be maintained to function properly. The maintenance must include performance tests.

Code of Federal Regulations Currentness

If the MAOP produces a hoop stress that is:	Then the pressure limit is:
Greater than 72 percent of SMYS	MAOP plus 4 percent.
Unknown as a percentage of SMYS	A pressure that will prevent unsafe operation of the pipeline considering its operating and maintenance his-

§ 192.737 [Reserved]

Code of Federal Regulations Currentness

§ 192.739 Pressure limiting and regulating stations: Inspection and testing.

(a) Each pressure limiting station, relief device (except rupture discs), and pressure regulating station and its equipment must be subjected at intervals not exceeding 15 months, but at least once each calendar year, to inspections and tests to determine that it is--

- (1) In good mechanical condition;
- (2) Adequate from the standpoint of capacity and reliability of operation for the service in which it is employed;
- (3) Except as provided in paragraph (b) of this section, set to control or relieve at the correct pressure consistent with the pressure limits of § 192.201(a); and
- (4) Properly installed and protected from dirt, liquids, or other conditions that might prevent proper operation.

(b) For steel pipelines whose MAOP is determined under § 192.619(c), if the MAOP is 60 psi (414 kPa) gage or more, the control or relief pressure limit is as follows:

	tory and MAOP.
--	----------------

Code of Federal Regulations Currentness

**§ 192.741 Pressure limiting and regulating stations: Telemetering or recording gauges.**

(a) Each distribution system supplied by more than one district pressure regulating station must be equipped with telemetering or recording pressure gauges to indicate the gas pressure in the district.

(b) On distribution systems supplied by a single district pressure regulating station, the operator shall determine the necessity of installing telemetering or recording gauges in the district, taking into consideration the number of customers supplied, the operating pressures, the capacity of the installation, and other operating conditions.

(c) If there are indications of abnormally high or low pressure, the regulator and the auxiliary equipment must be inspected and the necessary measures employed to correct any unsatisfactory operating conditions.

Code of Federal Regulations Currentness

**§ 192.743 Pressure limiting and regulating stations: Capacity of relief devices.**

(a) Pressure relief devices at pressure limiting stations and pressure regulating stations must have sufficient capacity to protect the facilities to which they are connected. Except as provided in § 192.739(b), the capacity must be consistent with the pressure limits of § 192.201(a). This capacity must be determined at intervals not exceeding 15 months, but at least once each calendar year, by testing the devices in place or by review and calculations.

(b) If review and calculations are used to determine if a device has sufficient capacity, the calculated capacity must be compared with the rated or experimentally determined relieving capacity of the device for

the conditions under which it operates. After the initial calculations, subsequent calculations need not be made if the annual review documents that parameters have not changed to cause the rated or experimentally determined relieving capacity to be insufficient.

(c) If a relief device is of insufficient capacity, a new or additional device must be installed to provide the capacity required by paragraph (a) of this section.

Code of Federal Regulations Currentness

**§ 192.745 Valve maintenance: Transmission lines.**

(a) Each transmission line valve that might be required during any emergency must be inspected and partially operated at intervals not exceeding 15 months, but at least once each calendar year.

(b) Each operator must take prompt remedial action to correct any valve found inoperable, unless the operator designates an alternative valve.

Code of Federal Regulations Currentness

**§ 192.747 Valve maintenance: Distribution systems.**

(a) Each valve, the use of which may be necessary for the safe operation of a distribution system, must be checked and serviced at intervals not exceeding 15 months, but at least once each calendar year.

(b) Each operator must take prompt remedial action to correct any valve found inoperable, unless the operator designates an alternative valve.

Code of Federal Regulations Currentness

**§ 192.749 Vault maintenance.**

(a) Each vault housing pressure regulating and pressure limiting equipment, and having a volumetric in-

ternal content of 200 cubic feet (5.66 cubic meters) or more, must be inspected at intervals not exceeding 15 months, but at least once each calendar year, to determine that it is in good physical condition and adequately ventilated.

(b) If gas is found in the vault, the equipment in the vault must be inspected for leaks, and any leaks found must be repaired.

(c) The ventilating equipment must also be inspected to determine that it is functioning properly.

(d) Each vault cover must be inspected to assure that it does not present a hazard to public safety.

Code of Federal Regulations Currentness

**§ 192.751 Prevention of accidental ignition.**

Each operator shall take steps to minimize the danger of accidental ignition of gas in any structure or area where the presence of gas constitutes a hazard of fire or explosion, including the following:

(a) When a hazardous amount of gas is being vented into open air, each potential source of ignition must be removed from the area and a fire extinguisher must be provided.

(b) Gas or electric welding or cutting may not be performed on pipe or on pipe components that contain a combustible mixture of gas and air in the area of work.

(c) Post warning signs, where appropriate.

Code of Federal Regulations Currentness

**§ 192.753 Caulked bell and spigot joints.**

(a) Each cast iron caulked bell and spigot joint that is subject to pressures of more than 25 psi (172kPa) gage must be sealed with:

(1) A mechanical leak clamp; or

(2) A material or device which:

(i) Does not reduce the flexibility of the joint;

(ii) Permanently bonds, either chemically or mechanically, or both, with the bell and spigot metal surfaces or adjacent pipe metal surfaces; and

(iii) Seals and bonds in a manner that meets the strength, environmental, and chemical compatibility requirements of §§ 192.53 (a) and (b) and 192.143.

(b) Each cast iron caulked bell and spigot joint that is subject to pressures of 25 psi (172kPa) gage or less and is exposed for any reason must be sealed by a means other than caulking.

Code of Federal Regulations Currentness

**§ 192.755 Protecting cast-iron pipelines.**

When an operator has knowledge that the support for a segment of a buried cast-iron pipeline is disturbed:

(a) That segment of the pipeline must be protected, as necessary, against damage during the disturbance by:

(1) Vibrations from heavy construction equipment, trains, trucks, buses, or blasting;

(2) Impact forces by vehicles;

(3) Earth movement;

(4) Apparent future excavations near the pipeline; or

(5) Other foreseeable outside forces which may subject that segment of the pipeline to bending stress.

(b) As soon as feasible, appropriate steps must be taken to provide permanent protection for the disturbed segment from damage that might result from

external loads, including compliance with applicable requirements of §§ 192.317(a), 192.319, and 192.361(b)-(d).

Code of Federal Regulations Currentness

Code of Federal Regulations Currentness

**§ 192.761 [Reserved]**

Code of Federal Regulations Currentness

**§ 192.801 Scope.**

(a) This subpart prescribes the minimum requirements for operator qualification of individuals performing covered tasks on a pipeline facility.

(b) For the purpose of this subpart, a covered task is an activity, identified by the operator, that:

- (1) Is performed on a pipeline facility;
- (2) Is an operations or maintenance task;
- (3) Is performed as a requirement of this part; and
- (4) Affects the operation or integrity of the pipeline.

Code of Federal Regulations Currentness

**§ 192.803 Definitions.**

Abnormal operating condition means a condition identified by the operator that may indicate a malfunction of a component or deviation from normal operations that may:

- (a) Indicate a condition exceeding design limits; or
- (b) Result in a hazard(s) to persons, property, or the environment.

Evaluation means a process, established and docu-

mented by the operator, to determine an individual's ability to perform a covered task by any of the following:

- (a) Written examination;
- (b) Oral examination;
- (c) Work performance history review;
- (d) Observation during:
  - (1) Performance on the job,
  - (2) On the job training, or
  - (3) Simulations;
- (e) Other forms of assessment.

Qualified means that an individual has been evaluated and can:

- (a) Perform assigned covered tasks; and
- (b) Recognize and react to abnormal operating conditions.

Code of Federal Regulations Currentness

**§ 192.805 Qualification program.**

Each operator shall have and follow a written qualification program. The program shall include provisions to:

- (a) Identify covered tasks;
- (b) Ensure through evaluation that individuals performing covered tasks are qualified;
- (c) Allow individuals that are not qualified pursuant to this subpart to perform a covered task if directed and observed by an individual that is qualified;
- (d) Evaluate an individual if the operator has reason to believe that the individual's performance of a covered task contributed to an incident as defined in

Part 191;

(e) Evaluate an individual if the operator has reason to believe that the individual is no longer qualified to perform a covered task;

(f) Communicate changes that affect covered tasks to individuals performing those covered tasks;

(g) Identify those covered tasks and the intervals at which evaluation of the individual's qualifications is needed;

(h) After December 16, 2004, provide training, as appropriate, to ensure that individuals performing covered tasks have the necessary knowledge and skills to perform the tasks in a manner that ensures the safe operation of pipeline facilities; and

(i) After December 16, 2004, notify the Administrator or a state agency participating under 49 U.S.C. Chapter 601 if the operator significantly modifies the program after the Administrator or state agency has verified that it complies with this section.

Code of Federal Regulations Currentness

**§ 192.807 Recordkeeping.**

Each operator shall maintain records that demonstrate compliance with this subpart.

(a) Qualification records shall include:

(1) Identification of qualified individual(s);

(2) Identification of the covered tasks the individual is qualified to perform;

(3) Date(s) of current qualification; and

(4) Qualification method(s).

(b) Records supporting an individual's current qualification shall be maintained while the individual is performing the covered task. Records of prior qualification and records of individuals no longer perform-

ing covered tasks shall be retained for a period of five years.

Code of Federal Regulations Currentness

**§ 192.809 General.**

(a) Operators must have a written qualification program by April 27, 2001. The program must be available for review by the Administrator or by a state agency participating under 49 U.S.C. Chapter 601 if the program is under the authority of that state agency.

(b) Operators must complete the qualification of individuals performing covered tasks by October 28, 2002.

(c) Work performance history review may be used as a sole evaluation method for individuals who were performing a covered task prior to October 26, 1999.

(d) After October 28, 2002, work performance history may not be used as a sole evaluation method.

(e) After December 16, 2004, observation of on-the-job performance may not be used as the sole method of evaluation.

Code of Federal Regulations Currentness

**§ 192.901 What do the regulations in this subpart cover?**

This subpart prescribes minimum requirements for an integrity management program on any gas transmission pipeline covered under this part. For gas transmission pipelines constructed of plastic, only the requirements in §§ 192.917, 192.921, 192.935 and 192.937 apply.

Code of Federal Regulations Currentness

**§ 192.903 What definitions apply to this subpart?**

The following definitions apply to this subpart:

Assessment is the use of testing techniques as allowed in this subpart to ascertain the condition of a covered pipeline segment.

Confirmatory direct assessment is an integrity assessment method using more focused application of the principles and techniques of direct assessment to identify internal and external corrosion in a covered transmission pipeline segment.

Covered segment or covered pipeline segment means a segment of gas transmission pipeline located in a high consequence area. The terms gas and transmission line are defined in § 192.3.

Direct assessment is an integrity assessment method that utilizes a process to evaluate certain threats (i.e., external corrosion, internal corrosion and stress corrosion cracking) to a covered pipeline segment's integrity. The process includes the gathering and integration of risk factor data, indirect examination or analysis to identify areas of suspected corrosion, direct examination of the pipeline in these areas, and post assessment evaluation.

High consequence area means an area established by one of the methods described in paragraphs (1) or (2) as follows:

(1) An area defined as--

(i) A Class 3 location under § 192.5; or

(ii) A Class 4 location under § 192.5; or

(iii) Any area in a Class 1 or Class 2 location where the potential impact radius is greater than 660 feet (200 meters), and the area within a potential impact circle contains 20 or more buildings intended for human occupancy; or

(iv) Any area in a Class 1 or Class 2 location where the potential impact circle contains an identified site.

(2) The area within a potential impact circle containing--

(i) 20 or more buildings intended for human occupancy, unless the exception in paragraph (4) applies; or

(ii) An identified site.

(3) Where a potential impact circle is calculated under either method (1) or (2) to establish a high consequence area, the length of the high consequence area extends axially along the length of the pipeline from the outermost edge of the first potential impact circle that contains either an identified site or 20 or more buildings intended for human occupancy to the outermost edge of the last contiguous potential impact circle that contains either an identified site or 20 or more buildings intended for human occupancy. (See Figure E.I.A. in Appendix E.)

(4) If in identifying a high consequence area under paragraph (1)(iii) of this definition or paragraph (2)(i) of this definition, the radius of the potential impact circle is greater than 660 feet (200 meters), the operator may identify a high consequence area based on a prorated number of buildings intended for human occupancy with a distance of 660 feet (200 meters) from the centerline of the pipeline until December 17, 2006. If an operator chooses this approach, the operator must prorate the number of buildings intended for human occupancy based on the ratio of an area with a radius of 660 feet (200 meters) to the area of the potential impact circle (i.e., the prorated number of buildings intended for human occupancy is equal to  $20 \times (660 \text{ feet})$  [or  $200 \text{ meters}$ ]/potential impact radius in feet [or meters]<sup>2</sup>).

Identified site means each of the following areas:

(a) An outside area or open structure that is occupied by twenty (20) or more persons on at least 50 days in any twelve (12)-month period. (The days need not be consecutive.) Examples include but are not limited to, beaches, playgrounds, recreational facilities, camping grounds, outdoor theaters, stadiums, recreational areas near a body of water, or areas outside a rural building such as a religious facility; or



(b) A building that is occupied by twenty (20) or more persons on at least five (5) days a week for ten (10) weeks in any twelve (12)-month period. (The days and weeks need not be consecutive.) Examples include, but are not limited to, religious facilities, office buildings, community centers, general stores, 4-H facilities, or roller skating rinks; or

(c) A facility occupied by persons who are confined, are of impaired mobility, or would be difficult to evacuate. Examples include but are not limited to hospitals, prisons, schools, day-care facilities, retirement facilities or assisted-living facilities.

Potential impact circle is a circle of radius equal to the potential impact radius (PIR).

Potential impact radius (PIR) means the radius of a circle within which the potential failure of a pipeline could have significant impact on people or property. PIR is determined by the formula  $r = 0.69 \sqrt{p \cdot d^3}$ , where 'r' is the radius of a circular area in feet surrounding the point of failure, 'p' is the maximum allowable operating pressure (MAOP) in the pipeline segment in pounds per square inch and 'd' is the nominal diameter of the pipeline in inches.

Note: 0.69 is the factor for natural gas. This number will vary for other gases depending upon their heat of combustion. An operator transporting gas other than natural gas must use section 3.2 of ASME/ANSI B31.8S-2001 (Supplement to ASME B31.8; incorporated by reference, see § 192.7) to calculate the impact radius formula.

Remediation is a repair or mitigation activity an operator takes on a covered segment to limit or reduce the probability of an undesired event occurring or the expected consequences from the event.

#### Code of Federal Regulations Currentness

§ 192.905 How does an operator identify a high consequence area?

(a) General. To determine which segments of an operator's transmission pipeline system are covered by this subpart, an operator must identify the high consequence areas. An operator must use method (1) or (2) from the definition in § 192.903 to identify a high consequence area. An operator may apply one method to its entire pipeline system, or an operator may apply one method to individual portions of the pipeline system. An operator must describe in its integrity management program which method it is applying to each portion of the operator's pipeline system. The description must include the potential impact radius when utilized to establish a high consequence area. (See appendix E.I. for guidance on identifying high consequence areas.)

(b)(1) Identified sites. An operator must identify an identified site, for purposes of this subpart, from information the operator has obtained from routine operation and maintenance activities and from public officials with safety or emergency response or planning responsibilities who indicate to the operator that they know of locations that meet the identified site criteria. These public officials could include officials on a local emergency planning commission or relevant Native American tribal officials.

(2) If a public official with safety or emergency response or planning responsibilities informs an operator that it does not have the information to identify an identified site, the operator must use one of the following sources, as appropriate, to identify these sites.

(i) Visible marking (e.g., a sign); or

(ii) The site is licensed or registered by a Federal, State, or local government agency; or

(iii) The site is on a list (including a list on an internet web site) or map maintained by or available from a Federal, State, or local government agency and available to the general public.

(c) Newly identified areas. When an operator has information that the area around a pipeline segment not



previously identified as a high consequence area could satisfy any of the definitions in § 192.903, the operator must complete the evaluation using method (1) or (2). If the segment is determined to meet the definition as a high consequence area, it must be incorporated into the operator's baseline assessment plan as a high consequence area within one year from the date the area is identified.

Code of Federal Regulations Currentness

**§ 192.907 What must an operator do to implement this subpart?**

(a) General. No later than December 17, 2004, an operator of a covered pipeline segment must develop and follow a written integrity management program that contains all the elements described in § 192.911 and that addresses the risks on each covered transmission pipeline segment. The initial integrity management program must consist, at a minimum, of a framework that describes the process for implementing each program element, how relevant decisions will be made and by whom, a time line for completing the work to implement the program element, and how information gained from experience will be continuously incorporated into the program. The framework will evolve into a more detailed and comprehensive program. An operator must make continual improvements to the program.

(b) Implementation Standards. In carrying out this subpart, an operator must follow the requirements of this subpart and of ASME/ANSI B31.8S (incorporated by reference, see § 192.7) and its appendices, where specified. An operator may follow an equivalent standard or practice only when the operator demonstrates the alternative standard or practice provides an equivalent level of safety to the public and property. In the event of a conflict between this subpart and ASME/ANSI B31.8S, the requirements in this subpart control.

Code of Federal Regulations Currentness

**§ 192.909 How can an operator change its integrity management program?**

(a) General. An operator must document any change to its program and the reasons for the change before implementing the change.

(b) Notification. An operator must notify OPS, in accordance with § 192.949, of any change to the program that may substantially affect the program's implementation or may significantly modify the program or schedule for carrying out the program elements. An operator must also notify a State or local pipeline safety authority when either a covered segment is located in a State where OPS has an interstate agent agreement, or an intrastate covered segment is regulated by that State. An operator must provide the notification within 30 days after adopting this type of change into its program.

Code of Federal Regulations Currentness

**§ 192.911 What are the elements of an integrity management program?**

An operator's initial integrity management program begins with a framework (see § 192.907) and evolves into a more detailed and comprehensive integrity management program, as information is gained and incorporated into the program. An operator must make continual improvements to its program. The initial program framework and subsequent program must, at minimum, contain the following elements. (When indicated, refer to ASME/ANSI B31.8S (incorporated by reference, see § 192.7) for more detailed information on the listed element.)

(a) An identification of all high consequence areas, in accordance with § 192.905.

(b) A baseline assessment plan meeting the requirements of § 192.919 and § 192.921.

(c) An identification of threats to each covered pipeline segment, which must include data integration

and a risk assessment. An operator must use the threat identification and risk assessment to prioritize covered segments for assessment (§ 192.917) and to evaluate the merits of additional preventive and mitigative measures (§ 192.935) for each covered segment.

(d) A direct assessment plan, if applicable, meeting the requirements of § 192.923, and depending on the threat assessed, of §§ 192.925, 192.927, or 192.929.

(e) Provisions meeting the requirements of § 192.933 for remediating conditions found during an integrity assessment.

(f) A process for continual evaluation and assessment meeting the requirements of § 192.937.

(g) If applicable, a plan for confirmatory direct assessment meeting the requirements of § 192.931.

(h) Provisions meeting the requirements of § 192.935 for adding preventive and mitigative measures to protect the high consequence area.

(i) A performance plan as outlined in ASME/ANSI B31.8S, section 9 that includes performance measures meeting the requirements of § 192.945.

(j) Record keeping provisions meeting the requirements of § 192.947.

(k) A management of change process as outlined in ASME/ANSI B31.8S, section 11.

(l) A quality assurance process as outlined in ASME/ANSI B31.8S, section 12.

(m) A communication plan that includes the elements of ASME/ANSI B31.8S, section 10, and that includes procedures for addressing safety concerns raised by--

(1) OPS; and

(2) A State or local pipeline safety authority when a covered segment is located in a State where OPS has an interstate agent agreement.

(n) Procedures for providing (when requested), by electronic or other means, a copy of the operator's risk analysis or integrity management program to--

(1) OPS; and

(2) A State or local pipeline safety authority when a covered segment is located in a State where OPS has an interstate agent agreement.

(o) Procedures for ensuring that each integrity assessment is being conducted in a manner that minimizes environmental and safety risks.

(p) A process for identification and assessment of newly-identified high consequence areas. (See § 192.905 and § 192.921.)

#### Code of Federal Regulations Currentness

#### § 192.913 When may an operator deviate its program from certain requirements of this subpart?

(a) General. ASME/ANSI B31.8S (incorporated by reference, see § 192.7) provides the essential features of a performance-based or a prescriptive integrity management program. An operator that uses a performance-based approach that satisfies the requirements for exceptional performance in paragraph (b) of this section may deviate from certain requirements in this subpart, as provided in paragraph (c) of this section.

(b) Exceptional performance. An operator must be able to demonstrate the exceptional performance of its integrity management program through the following actions.

(1) To deviate from any of the requirements set forth in paragraph (c) of this section, an operator must have a performance-based integrity management program that meets or exceeds the performance-based requirements of ASME/ANSI B31.8S and includes, at a minimum, the following elements--



based on these assessments.

(c) Persons responsible for preventive and mitigative measures. The integrity management program must provide criteria for the qualification of any person--

- (1) Who implements preventive and mitigative measures to carry out this subpart, including the marking and locating of buried structures; or
- (2) Who directly supervises excavation work carried out in conjunction with an integrity assessment.

#### Code of Federal Regulations Currentness

#### § 192.917 How does an operator identify potential threats to pipeline integrity and use the threat identification in its integrity program?

(a) Threat identification. An operator must identify and evaluate all potential threats to each covered pipeline segment. Potential threats that an operator must consider include, but are not limited to, the threats listed in ASME/ANSI B31.8S (incorporated by reference, see § 192.7), section 2, which are grouped under the following four categories:

- (1) Time dependent threats such as internal corrosion, external corrosion, and stress corrosion cracking;
- (2) Static or resident threats, such as fabrication or construction defects;
- (3) Time independent threats such as third party damage and outside force damage; and
- (4) Human error.

(b) Data gathering and integration. To identify and evaluate the potential threats to a covered pipeline segment, an operator must gather and integrate existing data and information on the entire pipeline that could be relevant to the covered segment. In performing this data gathering and integration, an operator

must follow the requirements in ASME/ANSI B31.8S, section 4. At a minimum, an operator must gather and evaluate the set of data specified in Appendix A to ASME/ANSI B31.8S, and consider both on the covered segment and similar non-covered segments, past incident history, corrosion control records, continuing surveillance records, patrolling records, maintenance history, internal inspection records and all other conditions specific to each pipeline.

(c) Risk assessment. An operator must conduct a risk assessment that follows ASME/ANSI B31.8S, section 5, and considers the identified threats for each covered segment. An operator must use the risk assessment to prioritize the covered segments for the baseline and continual reassessments (§§ 192.919, 192.921, 192.937), and to determine what additional preventive and mitigative measures are needed (§ 192.935) for the covered segment.

(d) Plastic transmission pipeline. An operator of a plastic transmission pipeline must assess the threats to each covered segment using the information in sections 4 and 5 of ASME B31.8S, and consider any threats unique to the integrity of plastic pipe.

(e) Actions to address particular threats. If an operator identifies any of the following threats, the operator must take the following actions to address the threat.

- (1) Third party damage. An operator must utilize the data integration required in paragraph (b) of this section and ASME/ANSI B31.8S, Appendix A7 to determine the susceptibility of each covered segment to the threat of third party damage. If an operator identifies the threat of third party damage, the operator must implement comprehensive additional preventive measures in accordance with § 192.935 and monitor the effectiveness of the preventive measures. If, in conducting a baseline assessment under § 192.921, or a reassessment under § 192.937, an operator uses an internal inspection tool or external corrosion direct assessment, the operator must integrate data from these assessments with data related to any encroachment or foreign

line crossing on the covered segment, to define where potential indications of third party damage may exist in the covered segment.

An operator must also have procedures in its integrity management program addressing actions it will take to respond to findings from this data integration.

(2) Cyclic fatigue. An operator must evaluate whether cyclic fatigue or other loading condition (including ground movement, suspension bridge condition) could lead to a failure of a deformation, including a dent or gouge, or other defect in the covered segment. An evaluation must assume the presence of threats in the covered segment that could be exacerbated by cyclic fatigue. An operator must use the results from the evaluation together with the criteria used to evaluate the significance of this threat to the covered segment to prioritize the integrity baseline assessment or reassessment.

(3) Manufacturing and construction defects. If an operator identifies the threat of manufacturing and construction defects (including seam defects) in the covered segment, an operator must analyze the covered segment to determine the risk of failure from these defects. The analysis must consider the results of prior assessments on the covered segment. An operator may consider manufacturing and construction related defects to be stable defects if the operating pressure on the covered segment has not increased over the maximum operating pressure experienced during the five years preceding identification of the high consequence area. If any of the following changes occur in the covered segment, an operator must prioritize the covered segment as a high risk segment for the baseline assessment or a subsequent reassessment.

(i) Operating pressure increases above the maximum operating pressure experienced during the preceding five years;

(ii) MAOP increases; or

(iii) The stresses leading to cyclic fatigue increase.

(4) ERW pipe. If a covered pipeline segment contains low frequency electric resistance welded pipe (ERW), lap welded pipe or other pipe that satisfies the conditions specified in ASME/ANSI B31.8S, Appendices A4.3 and A4.4, and any covered or noncovered segment in the pipeline system with such pipe has experienced seam failure, or operating pressure on the covered segment has increased over the maximum operating pressure experienced during the preceding five years, an operator must select an assessment technology or technologies with a proven application capable of assessing seam integrity and seam corrosion anomalies. The operator must prioritize the covered segment as a high risk segment for the baseline assessment or a subsequent reassessment.

(5) Corrosion. If an operator identifies corrosion on a covered pipeline segment that could adversely affect the integrity of the line (conditions specified in § 192.933), the operator must evaluate and remediate, as necessary, all pipeline segments (both covered and non-covered) with similar material coating and environmental characteristics. An operator must establish a schedule for evaluating and remediating, as necessary, the similar segments that is consistent with the operator's established operating and maintenance procedures under part 192 for testing and repair.

#### Code of Federal Regulations Currentness

#### § 192.919 What must be in the baseline assessment plan?

An operator must include each of the following elements in its written baseline assessment plan:

(a) Identification of the potential threats to each covered pipeline segment and the information supporting the threat identification. (See § 192.917.);

(b) The methods selected to assess the integrity of the

line pipe, including an explanation of why the assessment method was selected to address the identified threats to each covered segment. The integrity assessment method an operator uses must be based on the threats identified to the covered segment. (See § 192.917.) More than one method may be required to address all the threats to the covered pipeline segment;

(c) A schedule for completing the integrity assessment of all covered segments, including risk factors considered in establishing the assessment schedule;

(d) If applicable, a direct assessment plan that meets the requirements of §§ 192.923, and depending on the threat to be addressed, of § 192.925, § 192.927, or § 192.929; and

(e) A procedure to ensure that the baseline assessment is being conducted in a manner that minimizes environmental and safety risks.

#### Code of Federal Regulations Currentness

#### § 192.921 How is the baseline assessment to be conducted?

(a) Assessment methods. An operator must assess the integrity of the line pipe in each covered segment by applying one or more of the following methods depending on the threats to which the covered segment is susceptible. An operator must select the method or methods best suited to address the threats identified to the covered segment (See § 192.917).

(1) Internal inspection tool or tools capable of detecting corrosion, and any other threats to which the covered segment is susceptible. An operator must follow ASME/ANSI B31.8S (incorporated by reference, see § 192.7), section 6.2 in selecting the appropriate internal inspection tools for the covered segment.

(2) Pressure test conducted in accordance with subpart J of this part. An operator must use the test

pressures specified in Table 3 of section 5 of ASME/ANSI B31.8S, to justify an extended reassessment interval in accordance with § 192.939.

(3) Direct assessment to address threats of external corrosion, internal corrosion, and stress corrosion cracking. An operator must conduct the direct assessment in accordance with the requirements listed in § 192.923 and with, as applicable, the requirements specified in §§ 192.925, 192.927 or 192.929;

(4) Other technology that an operator demonstrates can provide an equivalent understanding of the condition of the line pipe. An operator choosing this option must notify the Office of Pipeline Safety (OPS) 180 days before conducting the assessment, in accordance with § 192.949. An operator must also notify a State or local pipeline safety authority when either a covered segment is located in a State where OPS has an interstate agent agreement, or an intrastate covered segment is regulated by that State.

(b) Prioritizing segments. An operator must prioritize the covered pipeline segments for the baseline assessment according to a risk analysis that considers the potential threats to each covered segment. The risk analysis must comply with the requirements in § 192.917.

(c) Assessment for particular threats. In choosing an assessment method for the baseline assessment of each covered segment, an operator must take the actions required in § 192.917(e) to address particular threats that it has identified.

(d) Time period. An operator must prioritize all the covered segments for assessment in accordance with § 192.917 (c) and paragraph (b) of this section. An operator must assess at least 50% of the covered segments beginning with the highest risk segments, by December 17, 2007. An operator must complete the baseline assessment of all covered segments by December 17, 2012.

(e) Prior assessment. An operator may use a prior in-

tegrity assessment conducted before December 17, 2002 as a baseline assessment for the covered segment, if the integrity assessment meets the baseline requirements in this subpart and subsequent remedial actions to address the conditions listed in § 192.933 have been carried out. In addition, if an operator uses this prior assessment as its baseline assessment, the operator must reassess the line pipe in the covered segment according to the requirements of § 192.937 and § 192.939.

(f) **Newly identified areas.** When an operator identifies a new high consequence area (see § 192.905), an operator must complete the baseline assessment of the line pipe in the newly identified high consequence area within ten (10) years from the date the area is identified.

(g) **Newly installed pipe.** An operator must complete the baseline assessment of a newly-installed segment of pipe covered by this subpart within ten (10) years from the date the pipe is installed. An operator may conduct a pressure test in accordance with paragraph (a)(2) of this section, to satisfy the requirement for a baseline assessment.

(h) **Plastic transmission pipeline.** If the threat analysis required in § 192.917(d) on a plastic transmission pipeline indicates that a covered segment is susceptible to failure from causes other than third-party damage, an operator must conduct a baseline assessment of the segment in accordance with the requirements of this section and of § 192.917. The operator must justify the use of an alternative assessment method that will address the identified threats to the covered segment.

#### Code of Federal Regulations Currentness

##### § 192.923 How is direct assessment used and for what threats?

(a) **General.** An operator may use direct assessment either as a primary assessment method or as a supplement to the other assessment methods allowed under

this subpart. An operator may only use direct assessment as the primary assessment method to address the identified threats of external corrosion (ECDA), internal corrosion (ICDA), and stress corrosion cracking (SCCDA).

(b) **Primary method.** An operator using direct assessment as a primary assessment method must have a plan that complies with the requirements in--

(1) ASME/ANSI B31.8S (incorporated by reference, see § 192.7), section 6.4; NACE RP0502-2002 (incorporated by reference, see § 192.7); and § 192.925 if addressing external corrosion (ECDA).

(2) ASME/ANSI B31.8S, section 6.4 and appendix B2, and § 192.927 if addressing internal corrosion (ICDA).

(3) ASME/ANSI B31.8S, appendix A3, and § 192.929 if addressing stress corrosion cracking (SCCDA).

(c) **Supplemental method.** An operator using direct assessment as a supplemental assessment method for any applicable threat must have a plan that follows the requirements for confirmatory direct assessment in § 192.931.

#### Code of Federal Regulations Currentness

##### § 192.925 What are the requirements for using External Corrosion Direct Assessment (ECDA)?

(a) **Definition.** ECDA is a four-step process that combines preassessment, indirect inspection, direct examination, and post assessment to evaluate the threat of external corrosion to the integrity of a pipeline.

(b) **General requirements.** An operator that uses direct assessment to assess the threat of external corrosion must follow the requirements in this section, in ASME/ANSI B31.8S (incorporated by reference, see § 192.7), section 6.4, and in NACE RP 0502-2002 (incorporated by reference, see § 192.7). An operator

must develop and implement a direct assessment plan that has procedures addressing preassessment, indirect examination, direct examination, and post-assessment. If the ECDA detects pipeline coating damage, the operator must also integrate the data from the ECDA with other information from the data integration (§ 192.917(b)) to evaluate the covered segment for the threat of third party damage, and to address the threat as required by § 192.917(e)(1).

(1) Preassessment. In addition to the requirements in ASME/ANSI B31.8S section 6.4 and NACE RP 0502-2002, section 3, the plan's procedures for pre-assessment must include--

(i) Provisions for applying more restrictive criteria when conducting ECDA for the first time on a covered segment; and

(ii) The basis on which an operator selects at least two different, but complementary indirect assessment tools to assess each ECDA Region. If an operator utilizes an indirect inspection method that is not discussed in Appendix A of NACE RP0502-2002, the operator must demonstrate the applicability, validation basis, equipment used, application procedure, and utilization of data for the inspection method.

(2) Indirect examination. In addition to the requirements in ASME/ANSI B31.8S section 6.4 and NACE RP 0502-2002, section 4, the plan's procedures for indirect examination of the ECDA regions must include--

(i) Provisions for applying more restrictive criteria when conducting ECDA for the first time on a covered segment;

(ii) Criteria for identifying and documenting those indications that must be considered for excavation and direct examination. Minimum identification criteria include the known sensitivities of assessment tools, the procedures for using each tool, and the approach to be used for decreasing the physical spacing of indirect assessment tool readings when

the presence of a defect is suspected;

(iii) Criteria for defining the urgency of excavation and direct examination of each indication identified during the indirect examination. These criteria must specify how an operator will define the urgency of excavating the indication as immediate, scheduled or monitored; and

(iv) Criteria for scheduling excavation of indications for each urgency level.

(3) Direct examination. In addition to the requirements in ASME/ANSI B31.8S section 6.4 and NACE RP 0502-2002, section 5, the plan's procedures for direct examination of indications from the indirect examination must include--

(i) Provisions for applying more restrictive criteria when conducting ECDA for the first time on a covered segment;

(ii) Criteria for deciding what action should be taken if either:

(A) Corrosion defects are discovered that exceed allowable limits (Section 5.5.2.2 of NACE RP0502-2002), or

(B) Root cause analysis reveals conditions for which ECDA is not suitable (Section 5.6.2 of NACE RP0502-2002);

(iii) Criteria and notification procedures for any changes in the ECDA Plan, including changes that affect the severity classification, the priority of direct examination, and the time frame for direct examination of indications; and

(iv) Criteria that describe how and on what basis an operator will reclassify and reprioritize any of the provisions that are specified in section 5.9 of NACE RP0502-2002.

(4) Post assessment and continuing evaluation. In addition to the requirements in ASME/ANSI B31.8S section 6.4 and NACE RP 0502-2002, sec-



tion 6, the plan's procedures for post assessment of the effectiveness of the ECDA process must include--

(i) Measures for evaluating the long-term effectiveness of ECDA in addressing external corrosion in covered segments; and

(ii) Criteria for evaluating whether conditions discovered by direct examination of indications in each ECDA region indicate a need for reassessment of the covered segment at an interval less than that specified in § 192.939. (See Appendix D of NACE RP0502-2002.)

#### Code of Federal Regulations Currentness

#### § 192.927 What are the requirements for using Internal Corrosion Direct Assessment (ICDA)?

(a) Definition. Internal Corrosion Direct Assessment (ICDA) is a process an operator uses to identify areas along the pipeline where fluid or other electrolyte introduced during normal operation or by an upset condition may reside, and then focuses direct examination on the locations in covered segments where internal corrosion is most likely to exist. The process identifies the potential for internal corrosion caused by microorganisms, or fluid with CO<sub>2</sub>, O<sub>2</sub>, hydrogen sulfide or other contaminants present in the gas.

(b) General requirements. An operator using direct assessment as an assessment method to address internal corrosion in a covered pipeline segment must follow the requirements in this section and in ASME/ANSI B31.8S (incorporated by reference, see § 192.7), section 6.4 and appendix B2. The ICDA process described in this section applies only for a segment of pipe transporting nominally dry natural gas, and not for a segment with electrolyte nominally present in the gas stream. If an operator uses ICDA to assess a covered segment operating with electrolyte present in the gas stream, the operator must develop a plan that demonstrates how it will conduct ICDA in the segment to effectively address internal corrosion, and

must provide notification in accordance with § 192.921 (a)(4) or § 192.937(c)(4).

(c) The ICDA plan. An operator must develop and follow an ICDA plan that provides for preassessment, identification of ICDA regions and excavation locations, detailed examination of pipe at excavation locations, and post-assessment evaluation and monitoring.

(1) Preassessment. In the preassessment stage, an operator must gather and integrate data and information needed to evaluate the feasibility of ICDA for the covered segment, and to support use of a model to identify the locations along the pipe segment where electrolyte may accumulate, to identify ICDA regions, and to identify areas within the covered segment where liquids may potentially be entrained. This data and information includes, but is not limited to--

(i) All data elements listed in appendix A2 of ASME/ANSI B31.8S;

(ii) Information needed to support use of a model that an operator must use to identify areas along the pipeline where internal corrosion is most likely to occur. (See paragraph (a) of this section.) This information, includes, but is not limited to, location of all gas input and withdrawal points on the line; location of all low points on covered segments such as sags, drips, inclines, valves, manifolds, dead-legs, and traps; the elevation profile of the pipeline in sufficient detail that angles of inclination can be calculated for all pipe segments; and the diameter of the pipeline, and the range of expected gas velocities in the pipeline;

(iii) Operating experience data that would indicate historic upsets in gas conditions, locations where these upsets have occurred, and potential damage resulting from these upset conditions; and

(iv) Information on covered segments where cleaning pigs may not have been used or where cleaning pigs may deposit electrolytes.

(2) ICDA region identification. An operator's plan

must identify where all ICDA Regions are located in the transmission system, in which covered segments are located. An ICDA Region extends from the location where liquid may first enter the pipeline and encompasses the entire area along the pipeline where internal corrosion may occur and where further evaluation is needed. An ICDA Region may encompass one or more covered segments. In the identification process, an operator must use the model in GRI 02-0057, "Internal Corrosion Direct Assessment of Gas Transmission Pipelines--Methodology," (incorporated by reference, see § 192.7). An operator may use another model if the operator demonstrates it is equivalent to the one shown in GRI 02-0057. A model must consider changes in pipe diameter, locations where gas enters a line (potential to introduce liquid) and locations down stream of gas draw-offs (where gas velocity is reduced) to define the critical pipe angle of inclination above which water film cannot be transported by the gas.

(3) Identification of locations for excavation and direct examination. An operator's plan must identify the locations where internal corrosion is most likely in each ICDA region. In the location identification process, an operator must identify a minimum of two locations for excavation within each ICDA Region within a covered segment and must perform a direct examination for internal corrosion at each location, using ultrasonic thickness measurements, radiography, or other generally accepted measurement technique. One location must be the low point (e.g., sags, drips, valves, manifolds, dead-legs, traps) within the covered segment nearest to the beginning of the ICDA Region. The second location must be further downstream, within a covered segment, near the end of the ICDA Region. If corrosion exists at either location, the operator must--

(i) Evaluate the severity of the defect (remaining strength) and remediate the defect in accordance with § 192.933;

(ii) As part of the operator's current integrity assessment either perform additional excavations in

each covered segment within the ICDA region, or use an alternative assessment method allowed by this subpart to assess the line pipe in each covered segment within the ICDA region for internal corrosion; and

(iii) Evaluate the potential for internal corrosion in all pipeline segments (both covered and non-covered) in the operator's pipeline system with similar characteristics to the ICDA region containing the covered segment in which the corrosion was found, and as appropriate, remediate the conditions the operator finds in accordance with § 192.933.

(4) Post-assessment evaluation and monitoring. An operator's plan must provide for evaluating the effectiveness of the ICDA process and continued monitoring of covered segments where internal corrosion has been identified. The evaluation and monitoring process includes--

(i) Evaluating the effectiveness of ICDA as an assessment method for addressing internal corrosion and determining whether a covered segment should be reassessed at more frequent intervals than those specified in § 192.939. An operator must carry out this evaluation within a year of conducting an ICDA; and

(ii) Continually monitoring each covered segment where internal corrosion has been identified using techniques such as coupons, UT sensors or electronic probes, periodically drawing off liquids at low points and chemically analyzing the liquids for the presence of corrosion products. An operator must base the frequency of the monitoring and liquid analysis on results from all integrity assessments that have been conducted in accordance with the requirements of this subpart, and risk factors specific to the covered segment. If an operator finds any evidence of corrosion products in the covered segment, the operator must take prompt action in accordance with one of the two following required actions and remediate the conditions the operator finds in accordance with § 192.933.

(A) Conduct excavations of covered segments at locations downstream from where the electrolyte might have entered the pipe; or

(B) Assess the covered segment using another integrity assessment method allowed by this subpart.

(5) Other requirements. The ICDA plan must also include--

(i) Criteria an operator will apply in making key decisions (e.g., ICDA feasibility, definition of ICDA Regions, conditions requiring excavation) in implementing each stage of the ICDA process;

(ii) Provisions for applying more restrictive criteria when conducting ICDA for the first time on a covered segment and that become less stringent as the operator gains experience; and

(iii) Provisions that analysis be carried out on the entire pipeline in which covered segments are present, except that application of the remediation criteria of § 192.933 may be limited to covered segments.

#### Code of Federal Regulations Currentness

##### § 192.929 What are the requirements for using Direct Assessment for Stress Corrosion Cracking (SCCDA)?

(a) Definition. Stress Corrosion Cracking Direct Assessment (SCCDA) is a process to assess a covered pipe segment for the presence of SCC primarily by systematically gathering and analyzing excavation data for pipe having similar operational characteristics and residing in a similar physical environment.

(b) General requirements. An operator using direct assessment as an integrity assessment method to address stress corrosion cracking in a covered pipeline segment must have a plan that provides, at minimum, for--

(1) Data gathering and integration. An operator's plan must provide for a systematic process to collect and evaluate data for all covered segments to identify whether the conditions for SCC are present and to prioritize the covered segments for assessment. This process must include gathering and evaluating data related to SCC at all sites an operator excavates during the conduct of its pipeline operations where the criteria in ASME/ANSI B31.8S (incorporated by reference, see § 192.7), appendix A3.3 indicate the potential for SCC. This data includes at minimum, the data specified in ASME/ANSI B31.8S, appendix A3.

(2) Assessment method. The plan must provide that if conditions for SCC are identified in a covered segment, an operator must assess the covered segment using an integrity assessment method specified in ASME/ANSI B31.8S, appendix A3, and remediate the threat in accordance with ASME/ANSI B31.8S, appendix A3, section A3.4.

#### Code of Federal Regulations Currentness

##### § 192.931 How may Confirmatory Direct Assessment (CDA) be used?

An operator using the confirmatory direct assessment (CDA) method as allowed in § 192.937 must have a plan that meets the requirements of this section and of §§ 192.925 (ECDA) and § 192.927 (ICDA).

(a) Threats. An operator may only use CDA on a covered segment to identify damage resulting from external corrosion or internal corrosion.

(b) External corrosion plan. An operator's CDA plan for identifying external corrosion must comply with § 192.925 with the following exceptions.

(1) The procedures for indirect examination may allow use of only one indirect examination tool suitable for the application.

(2) The procedures for direct examination and re-

mediation must provide that--

- (i) All immediate action indications must be excavated for each ECDA region; and
  - (ii) At least one high risk indication that meets the criteria of scheduled action must be excavated in each ECDA region.
- (c) Internal corrosion plan. An operator's CDA plan for identifying internal corrosion must comply with § 192.927 except that the plan's procedures for identifying locations for excavation may require excavation of only one high risk location in each ICDA region.
- (d) Defects requiring near-term remediation. If an assessment carried out under paragraph (b) or (c) of this section reveals any defect requiring remediation prior to the next scheduled assessment, the operator must schedule the next assessment in accordance with NACE RP 0502-2002 (incorporated by reference, see § 192.7), section 6.2 and 6.3. If the defect requires immediate remediation, then the operator must reduce pressure consistent with § 192.933 until the operator has completed reassessment using one of the assessment techniques allowed in § 192.937.

#### Code of Federal Regulations Currentness

#### § 192.933 What actions must be taken to address integrity issues?

(a) General requirements. An operator must take prompt action to address all anomalous conditions the operator discovers through the integrity assessment. In addressing all conditions, an operator must evaluate all anomalous conditions and remediate those that could reduce a pipeline's integrity. An operator must be able to demonstrate that the remediation of the condition will ensure the condition is unlikely to pose a threat to the integrity of the pipeline until the next reassessment of the covered segment.

(1) Temporary pressure reduction. If an operator is unable to respond within the time limits for certain

conditions specified in this section, the operator must temporarily reduce the operating pressure of the pipeline or take other action that ensures the safety of the covered segment. An operator must determine any temporary reduction in operating pressure required by this section using ASME/ANSI B31G (incorporated by reference, see § 192.7) or AGA Pipeline Research Committee Project PR-3-805 ("RSTRENG," incorporated by reference, see § 192.7) or reduce the operating pressure to a level not exceeding 80 percent of the level at the time the condition was discovered. (See appendix A to this part for information on availability of incorporation by reference information.) An operator must notify PHMSA in accordance with § 192.949 if it cannot meet the schedule for evaluation and remediation required under paragraph (c) of this section and cannot provide safety through temporary reduction in operating pressure or other action. An operator must also notify a State pipeline safety authority when either a covered segment is located in a State where PHMSA has an interstate agent agreement, or an intrastate covered segment is regulated by that State.

(2) Long-term pressure reduction. When a pressure reduction exceeds 365 days, the operator must notify PHMSA under § 192.949 and explain the reasons for the remediation delay. This notice must include a technical justification that the continued pressure reduction will not jeopardize the integrity of the pipeline. The operator also must notify a State pipeline safety authority when either a covered segment is located in a State where PHMSA has an interstate agent agreement, or an intrastate covered segment is regulated by that State.

(b) Discovery of condition. Discovery of a condition occurs when an operator has adequate information about a condition to determine that the condition presents a potential threat to the integrity of the pipeline. A condition that presents a potential threat includes, but is not limited to, those conditions that require remediation or monitoring listed under paragraphs (d)(1) through (d)(3) of this section. An oper-

ator must promptly, but no later than 180 days after conducting an integrity assessment, obtain sufficient information about a condition to make that determination, unless the operator demonstrates that the 180-day period is impracticable.

(c) Schedule for evaluation and remediation. An operator must complete remediation of a condition according to a schedule prioritizing the conditions for evaluation and remediation. Unless a special requirement for remediating certain conditions applies, as provided in paragraph (d) of this section, an operator must follow the schedule in ASME/ANSI B31.8S (incorporated by reference, see § 192.7), section 7, Figure 4. If an operator cannot meet the schedule for any condition, the operator must explain the reasons why it cannot meet the schedule and how the changed schedule will not jeopardize public safety.

(d) Special requirements for scheduling remediation.--

(1) Immediate repair conditions. An operator's evaluation and remediation schedule must follow ASME/ANSI B31.8S, section 7 in providing for immediate repair conditions. To maintain safety, an operator must temporarily reduce operating pressure in accordance with paragraph (a) of this section or shut down the pipeline until the operator completes the repair of these conditions. An operator must treat the following conditions as immediate repair conditions:

(i) A calculation of the remaining strength of the pipe shows a predicted failure pressure less than or equal to 1.1 times the maximum allowable operating pressure at the location of the anomaly. Suitable remaining strength calculation methods include, ASME/ANSI B31G; RSTRENG; or an alternative equivalent method of remaining strength calculation. These documents are incorporated by reference and available at the addresses listed in appendix A to part 192.

(ii) A dent that has any indication of metal loss, cracking or a stress riser.

(iii) An indication or anomaly that in the judgment of the person designated by the operator to evaluate the assessment results requires immediate action.

(2) One-year conditions. Except for conditions listed in paragraph (d)(1) and (d)(3) of this section, an operator must remediate any of the following within one year of discovery of the condition:

(i) A smooth dent located between the 8 o'clock and 4 o'clock positions (upper 2/3 of the pipe) with a depth greater than 6% of the pipeline diameter (greater than 0.50 inches in depth for a pipeline diameter less than Nominal Pipe Size (NPS) 12).

(ii) A dent with a depth greater than 2% of the pipeline's diameter (0.250 inches in depth for a pipeline diameter less than NPS 12) that affects pipe curvature at a girth weld or at a longitudinal seam weld.

(3) Monitored conditions. An operator does not have to schedule the following conditions for remediation, but must record and monitor the conditions during subsequent risk assessments and integrity assessments for any change that may require remediation:

(i) A dent with a depth greater than 6% of the pipeline diameter (greater than 0.50 inches in depth for a pipeline diameter less than NPS 12) located between the 4 o'clock position and the 8 o'clock position (bottom 1/3 of the pipe).

(ii) A dent located between the 8 o'clock and 4 o'clock positions (upper 2/3 of the pipe) with a depth greater than 6% of the pipeline diameter (greater than 0.50 inches in depth for a pipeline diameter less than Nominal Pipe Size (NPS) 12), and engineering analyses of the dent demonstrate critical strain levels are not exceeded.

(iii) A dent with a depth greater than 2% of the pipeline's diameter (0.250 inches in depth for a pipeline diameter less than NPS 12) that affects pipe curvature at a girth weld or a longitudinal seam weld, and engineering analyses of the dent

and girth or seam weld demonstrate critical strain levels are not exceeded. These analyses must consider weld properties.

#### Code of Federal Regulations Currentness

#### § 192.935 What additional preventive and mitigative measures must an operator take?

(a) General requirements. An operator must take additional measures beyond those already required by Part 192 to prevent a pipeline failure and to mitigate the consequences of a pipeline failure in a high consequence area. An operator must base the additional measures on the threats the operator has identified to each pipeline segment. (See § 192.917) An operator must conduct, in accordance with one of the risk assessment approaches in ASME/ANSI B31.8S (incorporated by reference, see § 192.7), section 5, a risk analysis of its pipeline to identify additional measures to protect the high consequence area and enhance public safety. Such additional measures include, but are not limited to, installing Automatic Shut-off Valves or Remote Control Valves, installing computerized monitoring and leak detection systems, replacing pipe segments with pipe of heavier wall thickness, providing additional training to personnel on response procedures, conducting drills with local emergency responders and implementing additional inspection and maintenance programs.

#### (b) Third party damage and outside force damage--

(1) Third party damage. An operator must enhance its damage prevention program, as required under § 192.614 of this part, with respect to a covered segment to prevent and minimize the consequences of a release due to third party damage. Enhanced measures to an existing damage prevention program include, at a minimum--

(i) Using qualified personnel (see § 192.915) for work an operator is conducting that could adversely affect the integrity of a covered segment, such as marking, locating, and direct supervision of known

excavation work.

(ii) Collecting in a central database information that is location specific on excavation damage that occurs in covered and non covered segments in the transmission system and the root cause analysis to support identification of targeted additional preventative and mitigative measures in the high consequence areas. This information must include recognized damage that is not required to be reported as an incident under part 191.

(iii) Participating in one-call systems in locations where covered segments are present.

(iv) Monitoring of excavations conducted on covered pipeline segments by pipeline personnel. If an operator finds physical evidence of encroachment involving excavation that the operator did not monitor near a covered segment, an operator must either excavate the area near the encroachment or conduct an above ground survey using methods defined in NACE RP-0502-2002 (incorporated by reference, see § 192.7). An operator must excavate, and remediate, in accordance with ANSI/ASME B31.8S and § 192.933 any indication of coating holidays or discontinuity warranting direct examination.

(2) Outside force damage. If an operator determines that outside force (e.g., earth movement, floods, unstable suspension bridge) is a threat to the integrity of a covered segment, the operator must take measures to minimize the consequences to the covered segment from outside force damage. These measures include, but are not limited to, increasing the frequency of aerial, foot or other methods of patrols, adding external protection, reducing external stress, and relocating the line.

(c) Automatic shut-off valves (ASV) or Remote control valves (RCV). If an operator determines, based on a risk analysis, that an ASV or RCV would be an efficient means of adding protection to a high consequence area in the event of a gas release, an operator must install the ASV or RCV. In making that de-

termination, an operator must, at least, consider the following factors--swiftness of leak detection and pipe shutdown capabilities, the type of gas being transported, operating pressure, the rate of potential release, pipeline profile, the potential for ignition, and location of nearest response personnel.

(d) Pipelines operating below 30% SMYS. An operator of a transmission pipeline operating below 30% SMYS located in a high consequence area must follow the requirements in paragraphs (d)(1) and (d)(2) of this section. An operator of a transmission pipeline operating below 30% SMYS located in a Class 3 or Class 4 area but not in a high consequence area must follow the requirements in paragraphs (d)(1), (d)(2) and (d)(3) of this section.

(1) Apply the requirements in paragraphs (b)(1)(i) and (b)(1)(iii) of this section to the pipeline; and

(2) Either monitor excavations near the pipeline, or conduct patrols as required by § 192.705 of the pipeline at bi-monthly intervals. If an operator finds any indication of unreported construction activity, the operator must conduct a follow up investigation to determine if mechanical damage has occurred.

(3) Perform semi-annual leak surveys (quarterly for unprotected pipelines or cathodically protected pipe where electrical surveys are impractical).

(e) Plastic transmission pipeline. An operator of a plastic transmission pipeline must apply the requirements in paragraphs (b)(1)(i), (b)(1)(iii) and (b)(1)(iv) of this section to the covered segments of the pipeline.

#### Code of Federal Regulations Currentness

#### § 192.937 What is a continual process of evaluation and assessment to maintain a pipeline's integrity?

(a) General. After completing the baseline integrity assessment of a covered segment, an operator must continue to assess the line pipe of that segment at the

intervals specified in § 192.939 and periodically evaluate the integrity of each covered pipeline segment as provided in paragraph (b) of this section. An operator must reassess a covered segment on which a prior assessment is credited as a baseline under § 192.921(e) by no later than December 17, 2009. An operator must reassess a covered segment on which a baseline assessment is conducted during the baseline period specified in § 192.921(d) by no later than seven years after the baseline assessment of that covered segment unless the evaluation under paragraph (b) of this section indicates earlier reassessment.

(b) Evaluation. An operator must conduct a periodic evaluation as frequently as needed to assure the integrity of each covered segment. The periodic evaluation must be based on a data integration and risk assessment of the entire pipeline as specified in § 192.917. For plastic transmission pipelines, the periodic evaluation is based on the threat analysis specified in 192.917(d). For all other transmission pipelines, the evaluation must consider the past and present integrity assessment results, data integration and risk assessment information (§ 192.917), and decisions about remediation (§ 192.933) and additional preventive and mitigative actions (§ 192.935). An operator must use the results from this evaluation to identify the threats specific to each covered segment and the risk represented by these threats.

(c) Assessment methods. In conducting the integrity reassessment, an operator must assess the integrity of the line pipe in the covered segment by any of the following methods as appropriate for the threats to which the covered segment is susceptible (see § 192.917), or by confirmatory direct assessment under the conditions specified in § 192.931.

(1) Internal inspection tool or tools capable of detecting corrosion, and any other threats to which the covered segment is susceptible. An operator must follow ASME/ANSI B31.8S (incorporated by reference, see § 192.7), section 6.2 in selecting the appropriate internal inspection tools for the covered segment.



(2) Pressure test conducted in accordance with subpart J of this part. An operator must use the test pressures specified in Table 3 of section 5 of ASME/ANSI B31.8S, to justify an extended reassessment interval in accordance with § 192.939.

(3) Direct assessment to address threats of external corrosion, internal corrosion, or stress corrosion cracking. An operator must conduct the direct assessment in accordance with the requirements listed in § 192.923 and with as applicable, the requirements specified in §§ 192.925, 192.927 or 192.929;

(4) Other technology that an operator demonstrates can provide an equivalent understanding of the condition of the line pipe. An operator choosing this option must notify the Office of Pipeline Safety (OPS) 180 days before conducting the assessment, in accordance with § 192.949. An operator must also notify a State or local pipeline safety authority when either a covered segment is located in a State where OPS has an interstate agent agreement, or an intrastate covered segment is regulated by that State.

(5) Confirmatory direct assessment when used on a covered segment that is scheduled for reassessment at a period longer than seven years. An operator using this reassessment method must comply with § 192.931.

#### Code of Federal Regulations Currentness

#### § 192.939 What are the required reassessment intervals?

An operator must comply with the following requirements in establishing the reassessment interval for the operator's covered pipeline segments.

(a) Pipelines operating at or above 30% SMYS. An operator must establish a reassessment interval for each covered segment operating at or above 30% SMYS in accordance with the requirements of this section. The maximum reassessment interval by an al-

lowable reassessment method is seven years. If an operator establishes a reassessment interval that is greater than seven years, the operator must, within the seven-year period, conduct a confirmatory direct assessment on the covered segment, and then conduct the follow-up reassessment at the interval the operator has established. A reassessment carried out using confirmatory direct assessment must be done in accordance with § 192.931. The table that follows this section sets forth the maximum allowed reassessment intervals.

(1) Pressure test or internal inspection or other equivalent technology. An operator that uses pressure testing or internal inspection as an assessment method must establish the reassessment interval for a covered pipeline segment by--

(i) Basing the interval on the identified threats for the covered segment (see § 192.917) and on the analysis of the results from the last integrity assessment and from the data integration and risk assessment required by § 192.917; or

(ii) Using the intervals specified for different stress levels of pipeline (operating at or above 30% SMYS) listed in ASME/ANSI B31.8S, section 5, Table 3.

(2) External Corrosion Direct Assessment. An operator that uses ECDA that meets the requirements of this subpart must determine the reassessment interval according to the requirements in paragraphs 6.2 and 6.3 of NACE RP0502-2002 (incorporated by reference, see § 192.7).

(3) Internal Corrosion or SCC Direct Assessment. An operator that uses ICDA or SCCDA in accordance with the requirements of this subpart must determine the reassessment interval according to the following method. However, the reassessment interval cannot exceed those specified for direct assessment in ASME/ANSI B31.8S, section 5, Table 3.

(i) Determine the largest defect most likely to re-



main in the covered segment and the corrosion rate appropriate for the pipe, soil and protection conditions;

(ii) Use the largest remaining defect as the size of the largest defect discovered in the SCC or ICDA segment; and

(iii) Estimate the reassessment interval as half the time required for the largest defect to grow to a critical size.

(b) Pipelines Operating Below 30% SMYS. An operator must establish a reassessment interval for each covered segment operating below 30% SMYS in accordance with the requirements of this section. The maximum reassessment interval by an allowable reassessment method is seven years. An operator must establish reassessment by at least one of the following--

(1) Reassessment by pressure test, internal inspection or other equivalent technology following the requirements in paragraph (a)(1) of this section except that the stress level referenced in paragraph (a)(1)(ii) of this section would be adjusted to reflect the lower operating stress level. If an established interval is more than seven years, the operator must conduct by the seventh year of the interval either a confirmatory direct assessment in accordance with § 192.931, or a low stress reassessment in accordance with § 192.941.

(2) Reassessment by ECDA following the requirements in paragraph (a)(2) of this section.

(3) Reassessment by ICDA or SCCDA following the requirements in paragraph (a)(3) of this section.

(4) Reassessment by confirmatory direct assessment at 7-year intervals in accordance with § 192.931, with reassessment by one of the methods listed in paragraphs (b)(1) through (b)(3) of this section by year 20 of the interval.

(5) Reassessment by the low stress assessment method at 7-year intervals in accordance with § 192.941 with reassessment by one of the methods listed in paragraphs (b)(1) through (b)(3) of this section by year 20 of the interval.

(6) The following table sets forth the maximum reassessment intervals. Also refer to Appendix E.II for guidance on Assessment Methods and Assessment Schedule for Transmission Pipelines Operating Below 30% SMYS. In case of conflict between the rule and the guidance in the Appendix, the requirements of the rule control. An operator must comply with the following requirements in establishing a reassessment interval for a covered segment:

MAXIMUM REASSESSMENT INTERVAL			
Assessment method	Pipeline operating at or above 50% SMYS	Pipeline operating at or above 30% SMYS, up to 50% SMYS	Pipeline operating below 30% SMYS
Internal Inspection Tool, Pressure Test or Direct Assessment	10 years ( <sup>(FN*)</sup> )	15 years ( <sup>(FN*)</sup> )	20 years.( <sup>(FN**)</sup> )
Confirmatory Direct Assessment	7 years	7 years	7 years.

Low Stress Reassessment	Not applicable	Not applicable	7 years + ongoing actions specified in § 192.941.
-------------------------	----------------	----------------	---

(\*) A Confirmatory direct assessment as described in § 192.931 must be conducted by year 7 in a 10-year interval and . . . years 7 and 14 of a 15-year interval.

(\*\*) A low stress reassessment or Confirmatory direct assessment must be conducted by years 7 and 14 of the interval.  
Code of Federal Regulations Currentness 192.706 at 4-month intervals; and

**§ 192.941 What is a low stress reassessment?**

(a) General. An operator of a transmission line that operates below 30% SMYS may use the following method to reassess a covered segment in accordance with § 192.939. This method of reassessment addresses the threats of external and internal corrosion. The operator must have conducted a baseline assessment of the covered segment in accordance with the requirements of §§ 192.919 and 192.921.

(b) External corrosion. An operator must take one of the following actions to address external corrosion on the low stress covered segment.

(1) Cathodically protected pipe. To address the threat of external corrosion on cathodically protected pipe in a covered segment, an operator must perform an electrical survey (i.e. indirect examination tool/method) at least every 7 years on the covered segment. An operator must use the results of each survey as part of an overall evaluation of the cathodic protection and corrosion threat for the covered segment. This evaluation must consider, at minimum, the leak repair and inspection records, corrosion monitoring records, exposed pipe inspection records, and the pipeline environment.

(2) Unprotected pipe or cathodically protected pipe where electrical surveys are impractical. If an electrical survey is impractical on the covered segment an operator must--

(i) Conduct leakage surveys as required by §

(ii) Every 18 months, identify and remediate areas of active corrosion by evaluating leak repair and inspection records, corrosion monitoring records, exposed pipe inspection records, and the pipeline environment.

(c) Internal corrosion. To address the threat of internal corrosion on a covered segment, an operator must--

(1) Conduct a gas analysis for corrosive agents at least once each calendar year;

(2) Conduct periodic testing of fluids removed from the segment. At least once each calendar year test the fluids removed from each storage field that may affect a covered segment; and

(3) At least every seven (7) years, integrate data from the analysis and testing required by paragraphs (c)(1)-(c)(2) with applicable internal corrosion leak records, incident reports, safety-related condition reports, repair records, patrol records, exposed pipe reports, and test records, and define and implement appropriate remediation actions.

Code of Federal Regulations Currentness

**§ 192.943 When can an operator deviate from these reassessment intervals?**

(a) Waiver from reassessment interval in limited situations. In the following limited instances, OPS may allow a waiver from a reassessment interval required by § 192.939 if OPS finds a waiver would not be inconsistent with pipeline safety.

(1) Lack of internal inspection tools. An operator who uses internal inspection as an assessment method may be able to justify a longer reassessment period for a covered segment if internal inspection tools are not available to assess the line pipe. To justify this, the operator must demonstrate that it cannot obtain the internal inspection tools within the required reassessment period and that the actions the operator is taking in the interim ensure the integrity of the covered segment.

(2) Maintain product supply. An operator may be able to justify a longer reassessment period for a covered segment if the operator demonstrates that it cannot maintain local product supply if it conducts the reassessment within the required interval.

(b) How to apply. If one of the conditions specified in paragraph (a) (1) or (a) (2) of this section applies, an operator may seek a waiver of the required reassessment interval. An operator must apply for a waiver in accordance with 49 U.S.C. 60118(c), at least 180 days before the end of the required reassessment interval, unless local product supply issues make the period impractical. If local product supply issues make the period impractical, an operator must apply for the waiver as soon as the need for the waiver becomes known.

#### Code of Federal Regulations Currentness

#### § 192.945 What methods must an operator use to measure program effectiveness?

(a) General. An operator must include in its integrity management program methods to measure, on a semi-annual basis, whether the program is effective in assessing and evaluating the integrity of each covered pipeline segment and in protecting the high consequence areas. These measures must include the four overall performance measures specified in ASME/ANSI B31.8S (incorporated by reference, see § 192.7), section 9.4, and the specific measures for each identified threat specified in ASME/ANSI B31.8S, Appendix A. An operator must submit the four overall

performance measures, by electronic or other means, on a semi-annual frequency to OPS in accordance with § 192.951. An operator must submit its first report on overall performance measures by August 31, 2004. Thereafter, the performance measures must be complete through June 30 and December 31 of each year and must be submitted within 2 months after those dates.

(b) External Corrosion Direct assessment. In addition to the general requirements for performance measures in paragraph (a) of this section, an operator using direct assessment to assess the external corrosion threat must define and monitor measures to determine the effectiveness of the ECDA process. These measures must meet the requirements of § 192.925.

#### Code of Federal Regulations Currentness

#### § 192.947 What records must an operator keep?

An operator must maintain, for the useful life of the pipeline, records that demonstrate compliance with the requirements of this subpart. At minimum, an operator must maintain the following records for review during an inspection.

(a) A written integrity management program in accordance with § 192.907;

(b) Documents supporting the threat identification and risk assessment in accordance with § 192.917;

(c) A written baseline assessment plan in accordance with § 192.919;

(d) Documents to support any decision, analysis and process developed and used to implement and evaluate each element of the baseline assessment plan and integrity management program. Documents include those developed and used in support of any identification, calculation, amendment, modification, justification, deviation and determination made, and any action taken to implement and evaluate any of the program elements;

(e) Documents that demonstrate personnel have the required training, including a description of the training program, in accordance with § 192.915;

(f) Schedule required by § 192.933 that prioritizes the conditions found during an assessment for evaluation and remediation, including technical justifications for the schedule.

(g) Documents to carry out the requirements in §§ 192.923 through 192.929 for a direct assessment plan;

(h) Documents to carry out the requirements in § 192.931 for confirmatory direct assessment;

(i) Verification that an operator has provided any documentation or notification required by this subpart to be provided to OPS, and when applicable, a State authority with which OPS has an interstate agent agreement, and a State or local pipeline safety authority that regulates a covered pipeline segment within that State.

Code of Federal Regulations Currentness

#### § 192.949 How does an operator notify PHMSA?

An operator must provide any notification required by this subpart by--

(a) Sending the notification to the Pipeline and Hazardous Materials Safety Administration, U.S. Department of Transportation, Information Resources Manager, PHP-10, 1200 New Jersey Avenue, SE, Washington, DC 20590-0001;

(b) Sending the notification by fax to (202) 366-4566; or

(c) Entering the information directly on the Integrity Management Database (IMDB) Web site at <http://primis.phmsa.dot.gov/gasimp/>.

Code of Federal Regulations Currentness

#### § 192.951 Where does an operator file a report?

An operator must send any performance report required by this subpart to the Information Resources Manager--

(a) By mail to the Pipeline and Hazardous Materials Safety Administration, U.S. Department of Transportation, Information Resources Manager, PHP-10, 1200 New Jersey Avenue, SE, Washington, DC 20590-0001;

(b) Via fax to (202) 366-4566; or

(c) Through the online reporting system provided by PHMSA for electronic reporting available at the PHMSA Home Page at <http://phmsa.dot.gov>.

Code of Federal Regulations Currentness

#### APPENDIX A TO PART 192--[RESERVED]

Code of Federal Regulations Currentness

#### APPENDIX B TO PART 192--QUALIFICATION OF PIPE

##### I. Listed Pipe Specifications

API 5L--Steel pipe, "API Specification for Line Pipe" (incorporated by reference, see § 192.7).

ASTM A53/A53M--Steel pipe, "Standard Specification for Pipe, Steel Black and Hot-Dipped, Zinc-Coated, Welded and Seamless" (incorporated by reference, see § 192.7).

ASTM A106--Steel pipe, "Standard Specification for Seamless Carbon Steel Pipe for High Temperature Service" (incorporated by reference, see § 192.7).

ASTM A333/A333M--Steel pipe, "Standard Specification for Seamless and Welded Steel Pipe for Low Temperature Service" (incorporated by reference, see § 192.7).

ASTM A381--Steel pipe, "Standard Specification for Metal-Arc-Welded Steel Pipe for Use with High-

Pressure Transmission Systems" (incorporated by reference, see § 192.7).

ASTM A671--Steel pipe, "Standard Specification for Electric-Fusion-Welded Pipe for Atmospheric and Lower Temperatures" (incorporated by reference, see § 192.7).

ASTM A672--Steel pipe, "Standard Specification for Electric-Fusion-Welded Steel Pipe for High-Pressure Service at Moderate Temperatures" (incorporated by reference, see § 192.7).

ASTM A691--Steel pipe, "Standard Specification for Carbon and Alloy Steel Pipe, Electric-Fusion-Welded for High Pressure Service at High Temperatures" (incorporated by reference, see § 192.7).

ASTM D2513--Thermoplastic pipe and tubing, "Standard Specification for Thermoplastic Gas Pressure Pipe, Tubing, and Fittings" (incorporated by reference, see § 192.7).

ASTM D2517--Thermosetting plastic pipe and tubing, "Standard Specification for Reinforced Epoxy Resin Gas Pressure Pipe and Fittings" (incorporated by reference, see § 192.7).

Code of Federal Regulations Currentness

#### APPENDIX C TO PART 192--QUALIFICATION OF WELDERS FOR LOW STRESS LEVEL PIPE

I. Basic test. The test is made on pipe 12 inches (305 millimeters) or less in diameter. The test weld must be made with the pipe in a horizontal fixed position so that the test weld includes at least one section of overhead position welding. The beveling, root opening, and other details must conform to the specifications of the procedure under which the welder is being qualified. Upon completion, the test weld is cut into four coupons and subjected to a root bend test. If, as a result of this test, two or more of the four coupons develop a crack in the weld material, or between the weld material and base metal, that is

more than 1/8 -inch (3.2 millimeters) long in any direction, the weld is unacceptable. Cracks that occur on the corner of the specimen during testing are not considered. A welder who successfully passes a butt-weld qualification test under this section shall be qualified to weld on all pipe diameters less than or equal to 12 inches.

II. Additional tests for welders of service line connections to mains. A service line connection fitting is welded to a pipe section with the same diameter as a typical main. The weld is made in the same position as it is made in the field. The weld is unacceptable if it shows a serious undercutting or if it has rolled edges. The weld is tested by attempting to break the fitting off the run pipe. The weld is unacceptable if it breaks and shows incomplete fusion, overlap, or poor penetration at the junction of the fitting and run pipe.

III. Periodic tests for welders of small service lines. Two samples of the welder's work, each about 8 inches (203 millimeters) long with the weld located approximately in the center, are cut from steel service line and tested as follows:

- (1) One sample is centered in a guided bend testing machine and bent to the contour of the die for a distance of 2 inches (51 millimeters) on each side of the weld. If the sample shows any breaks or cracks after removal from the bending machine, it is unacceptable.
- (2) The ends of the second sample are flattened and the entire joint subjected to a tensile strength test. If failure occurs adjacent to or in the weld metal, the weld is unacceptable. If a tensile strength testing machine is not available, this sample must also pass the bending test prescribed in subparagraph (1) of this paragraph.

Code of Federal Regulations Currentness

#### APPENDIX D TO PART 192--CRITERIA FOR CATHODIC PROTECTION AND DETERMINATION OF MEASUREMENTS

I. Criteria for cathodic protection--A. Steel, cast iron, and ductile iron structures. (1) A negative (cathodic) voltage of at least 0.85 volt, with reference to a saturated copper-copper sulfate half cell. Determination of this voltage must be made with the protective current applied, and in accordance with sections II and IV of this appendix.

(2) A negative (cathodic) voltage shift of at least 300 millivolts. Determination of this voltage shift must be made with the protective current applied, and in accordance with sections II and IV of this appendix. This criterion of voltage shift applies to structures not in contact with metals of different anodic potentials.

(3) A minimum negative (cathodic) polarization voltage shift of 100 millivolts. This polarization voltage shift must be determined in accordance with sections III and IV of this appendix.

(4) A voltage at least as negative (cathodic) as that originally established at the beginning of the Tafel segment of the E-log-I curve. This voltage must be measured in accordance with section IV of this appendix.

(5) A net protective current from the electrolyte into the structure surface as measured by an earth current technique applied at predetermined current discharge (anodic) points of the structure.

B. Aluminum structures. (1) Except as provided in paragraphs (3) and (4) of this paragraph, a minimum negative (cathodic) voltage shift of 150 millivolts, produced by the application of protective current. The voltage shift must be determined in accordance with sections II and IV of this appendix.

(2) Except as provided in paragraphs (3) and (4) of this paragraph, a minimum negative (cathodic) polarization voltage shift of 100 millivolts. This polarization voltage shift must be determined in accordance with sections III and IV of this appendix.

(3) Notwithstanding the alternative minimum criteria in paragraphs (1) and (2) of this paragraph, aluminum, if cathodically protected at voltages in excess of

1.20 volts as measured with reference to a copper-copper sulfate half cell, in accordance with section IV of this appendix, and compensated for the voltage (IR) drops other than those across the structure-electrolyte boundary may suffer corrosion resulting from the build-up of alkali on the metal surface. A voltage in excess of 1.20 volts may not be used unless previous test results indicate no appreciable corrosion will occur in the particular environment.

(4) Since aluminum may suffer from corrosion under high pH conditions, and since application of cathodic protection tends to increase the pH at the metal surface, careful investigation or testing must be made before applying cathodic protection to stop pitting attack on aluminum structures in environments with a natural pH in excess of 8.

C. Copper structures. A minimum negative (cathodic) polarization voltage shift of 100 millivolts. This polarization voltage shift must be determined in accordance with sections III and IV of this appendix.

D. Metals of different anodic potentials. A negative (cathodic) voltage, measured in accordance with section IV of this appendix, equal to that required for the most anodic metal in the system must be maintained. If amphoteric structures are involved that could be damaged by high alkalinity covered by paragraphs (3) and (4) of paragraph B of this section, they must be electrically isolated with insulating flanges, or the equivalent.

II. Interpretation of voltage measurement. Voltage (IR) drops other than those across the structure-electrolyte boundary must be considered for valid interpretation of the voltage measurement in paragraphs A(1) and (2) and paragraph B(1) of section I of this appendix.

III. Determination of polarization voltage shift. The polarization voltage shift must be determined by interrupting the protective current and measuring the polarization decay. When the current is initially interrupted, an immediate voltage shift occurs. The voltage reading after the immediate shift must be used

as the base reading from which to measure polarization decay in paragraphs A(3), B(2), and C of section I of this appendix.

IV. Reference half cells. A. Except as provided in paragraphs B and C of this section, negative (cathodic) voltage must be measured between the structure surface and a saturated copper-copper sulfate half cell contacting the electrolyte.

B. Other standard reference half cells may be substituted for the saturated copper-copper sulfate half cell. Two commonly used reference half cells are listed below along with their voltage equivalent to -0.85 volt as referred to a saturated copper-copper sulfate half cell:

- (1) Saturated KCl calomel half cell: -0.78 volt.
- (2) Silver-silver chloride half cell used in sea water: -0.80 volt.

C. In addition to the standard reference half cells, an alternate metallic material or structure may be used in place of the saturated copper-copper sulfate half cell if its potential stability is assured and if its voltage equivalent referred to a saturated copper-copper sulfate half cell is established.

Code of Federal Regulations Currentness

**APPENDIX E TO PART 192--GUIDANCE ON DETERMINING HIGH CONSEQUENCE AREAS AND ON CARRYING OUT REQUIREMENTS IN THE INTEGRITY MANAGEMENT RULE**

**I. GUIDANCE ON DETERMINING A HIGH CONSEQUENCE AREA**

To determine which segments of an operator's transmission pipeline system are covered for purposes of the integrity management program requirements, an operator must identify the high consequence areas. An operator must use method (1) or (2) from the definition in § 192.903 to identify a high consequence area. An operator may apply one method to its entire

pipeline system, or an operator may apply one method to individual portions of the pipeline system. (Refer to figure E.I.A for a diagram of a high consequence area).

Tabular or graphic material set at this point is not displayable.

**II. GUIDANCE ON ASSESSMENT METHODS AND ADDITIONAL PREVENTIVE AND MITIGATIVE MEASURES FOR TRANSMISSION PIPELINES**

(a) Table E.II.1 gives guidance to help an operator implement requirements on additional preventive and mitigative measures for addressing time dependent and independent threats for a transmission pipeline operating below 30% SMYS not in an HCA (i.e. outside of potential impact circle) but located within a Class 3 or Class 4 Location.

(b) Table E.II.2 gives guidance to help an operator implement requirements on assessment methods for addressing time dependent and independent threats for a transmission pipeline in an HCA.

(c) Table E.II.3 gives guidance on preventative & mitigative measures addressing time dependent and independent threats for transmission pipelines that operate below 30% SMYS, in HCAs.

Table E.II.1: Preventive and Mitigative Measures for Transmission Pipelines Operating Below 30% SMYS not in an HCA but in a Class 3 or Class 4 Location

Tabular or graphic material set at this point is not displayable.

Tabular or graphic material set at this point is not displayable.

Tabular or graphic material set at this point is not displayable.

Tabular or graphic material set at this point is not displayable.

Tabular or graphic material set at this point is not displayable.

Tabular or graphic material set at this point is not displayable.

Tabular or graphic material set at this point is not displayable.

END OF DOCUMENT

© 2009 Thomson Reuters/West. No Claim to Orig. US Gov. Works.



5. 49 C.F.R. 199 (2008) as amended in 74 Fed. Reg. 2889-01 (January 16, 2009), which is incorporated by reference into Rule 25-12.005.

RECEIVED  
FEB 11 2010  
U.S. DEPARTMENT OF THE INTERIOR  
BUREAU OF LAND MANAGEMENT  
DENVER, COLORADO

Westlaw.

Page 1

Code of Federal Regulations Currentness  
 Title 49. Transportation  
 Subtitle B. Other Regulations Relating to  
 Transportation  
 Chapter I. Pipeline and Hazardous Materials  
 Safety Administration, Department of Trans-  
 portation (Refs & Annos)  
 Subchapter D. Pipeline Safety  
 ◻ Part 199. Drug and Alcohol Testing  
 (Refs & Annos)  
 ◻ Subpart A. General (Refs & Annos)

→ § 199.1 Scope.

This part requires operators of pipeline facilities subject to part 192, 193, or 195 of this chapter to test covered employees for the presence of prohibited drugs and alcohol.

Code of Federal Regulations Currentness

§ 199.2 Applicability.

(a) This part applies to pipeline operators only with respect to employees located within the territory of the United States, including those employees located within the limits of the "Outer Continental Shelf" as that term is defined in the Outer Continental Shelf Lands Act (43 U.S.C. 1331).

(b) This part does not apply to any person for whom compliance with this part would violate the domestic laws or policies of another country.

(c) This part does not apply to covered functions performed on--

(1) Master meter systems, as defined in § 191.3 of this chapter; or

(2) Pipeline systems that transport only petro-

leum gas or petroleum gas/air mixtures.

Code of Federal Regulations Currentness

§ 199.3 Definitions.

As used in this part--

Accident means an incident reportable under Part 191 of this chapter involving gas pipeline facilities or LNG facilities, or an accident reportable under Part 195 of this chapter involving hazardous liquid pipeline facilities.

Administrator means the Administrator, Pipeline and Hazardous Materials Safety Administration or his or her delegate.

Covered employee, employee, or individual to be tested means a person who performs a covered function, including persons employed by operators, contractors engaged by operators, and persons employed by such contractors.

Covered function means an operations, maintenance, or emergency-response function regulated by part 192, 193, or 195 of this chapter that is performed on a pipeline or on an LNG facility.

DOT Procedures means the Procedures for Transportation Workplace Drug and Alcohol Testing Programs published by the Office of the Secretary of Transportation in part 40 of this title.

Fail a drug test means that the confirmation test result shows positive evidence of the presence under DOT Procedures of a prohibited drug in an employee's system.

Operator means a person who owns or operates pipeline facilities subject to Part 192, 193, or 195 of this chapter.

Pass a drug test means that initial testing or con-

firmation testing under DOT Procedures does not show evidence of the presence of a prohibited drug in a person's system.

Performs a covered function includes actually performing, ready to perform, or immediately available to perform a covered function.

Positive rate for random drug testing means the number of verified positive results for random drug tests conducted under this part plus the number of refusals of random drug tests required by this part, divided by the total number of random drug tests results (i.e., positives, negatives, and refusals) under this part.

Prohibited drug means any of the following substances specified in Schedule I or Schedule II of the Controlled Substances Act (21 U.S.C. 812): marijuana, cocaine, opiates, amphetamines, and phencyclidine (PCP).

Refuse to submit, refuse, or refuse to take means behavior consistent with DOT Procedures concerning refusal to take a drug test or refusal to take an alcohol test.

State agency means an agency of any of the several states, the District of Columbia, or Puerto Rico that participates under the pipeline safety laws (49 U.S.C. 60101 et seq.)

Code of Federal Regulations Currentness

§ 199.5 DOT procedures.

The anti-drug and alcohol programs required by this part must be conducted according to the requirements of this part and DOT Procedures. Terms and concepts used in this part have the same meaning as in DOT Procedures. Violations of DOT Procedures with respect to anti-drug and alcohol programs required by this part are violations of this part.

Code of Federal Regulations Currentness

§ 199.7 Stand-down waivers.

(a) Each operator who seeks a waiver under § 40.21 of this title from the stand-down restriction must submit an application for waiver in duplicate to the Associate Administrator for Pipeline Safety, Pipeline and Hazardous Materials Safety Administration, U.S. Department of Transportation, 1200 New Jersey Avenue, SE Washington, DC 20590-0001.

(b) Each application must--

- (1) Identify § 40.21 of this title as the rule from which the waiver is sought;
- (2) Explain why the waiver is requested and describe the employees to be covered by the waiver;
- (3) Contain the information required by § 40.21 of this title and any other information or arguments available to support the waiver requested; and
- (4) Unless good cause is shown in the application, be submitted at least 60 days before the proposed effective date of the waiver.

(c) No public hearing or other proceeding is held directly on an application before its disposition under this section. If the Associate Administrator determines that the application contains adequate justification, he or she grants the waiver. If the Associate Administrator determines that the application does not justify granting the waiver, he or she denies the application. The Associate Administrator notifies each applicant of the decision to grant or deny an application.

Code of Federal Regulations Currentness

§ 199.9 Preemption of State and local laws.

(a) Except as provided in paragraph (b) of this section, this part preempts any State or local law, rule, regulation, or order to the extent that:

- (1) Compliance with both the State or local requirement and this part is not possible;
- (2) Compliance with the State or local requirement is an obstacle to the accomplishment and execution of any requirement in this part; or
- (3) The State or local requirement is a pipeline safety standard applicable to interstate pipeline facilities.

(b) This part shall not be construed to preempt provisions of State criminal law that impose sanctions for reckless conduct leading to actual loss of life, injury, or damage to property, whether the provisions apply specifically to transportation employees or employers or to the general public.

*Code of Federal Regulations Currentness*

**§ 199.100 Purpose.**

The purpose of this subpart is to establish programs designed to help prevent accidents and injuries resulting from the use of prohibited drugs by employees who perform covered functions for operators of certain pipeline facilities subject to part 192, 193, or 195 of this chapter.

*Code of Federal Regulations Currentness*

**§ 199.101 Anti-drug plan.**

(a) Each operator shall maintain and follow a written anti-drug plan that conforms to the requirements of this part and the DOT Procedures. The plan must contain--

- (1) Methods and procedures for compliance with all the requirements of this part, including

the employee assistance program;

- (2) The name and address of each laboratory that analyzes the specimens collected for drug testing;
- (3) The name and address of the operator's Medical Review Officer, and Substance Abuse Professional; and
- (4) Procedures for notifying employees of the coverage and provisions of the plan.

(b) The Administrator or the State Agency that has submitted a current certification under the pipeline safety laws (49 U.S.C. 60101 *et seq.*) with respect to the pipeline facility governed by an operator's plans and procedures may, after notice and opportunity for hearing as provided in 49 CFR 190.237 or the relevant State procedures, require the operator to amend its plans and procedures as necessary to provide a reasonable level of safety.

*Code of Federal Regulations Currentness*

**§ 199.103 Use of persons who fail or refuse a drug test.**

(a) An operator may not knowingly use as an employee any person who--

- (1) Fails a drug test required by this part and the medical review officer makes a determination under DOT Procedures; or
- (2) Refuses to take a drug test required by this part.

(b) Paragraph (a)(1) of this section does not apply to a person who has--

- (1) Passed a drug test under DOT Procedures;
- (2) Been considered by the medical review officer in accordance with DOT Procedures and

been determined by a substance abuse professional to have successfully completed required education or treatment; and

(3) Not failed a drug test required by this part after returning to duty.

#### Code of Federal Regulations Currentness

#### § 199.105 Drug tests required.

Each operator shall conduct the following drug tests for the presence of a prohibited drug:

(a) Pre-employment testing. No operator may hire or contract for the use of any person as an employee unless that person passes a drug test or is covered by an anti-drug program that conforms to the requirements of this part.

(b) Post-accident testing. As soon as possible but no later than 32 hours after an accident, an operator shall drug test each employee whose performance either contributed to the accident or cannot be completely discounted as a contributing factor to the accident. An operator may decide not to test under this paragraph but such a decision must be based on the best information available immediately after the accident that the employee's performance could not have contributed to the accident or that, because of the time between that performance and the accident, it is not likely that a drug test would reveal whether the performance was affected by drug use.

(c) Random testing.

(1) Except as provided in paragraphs (c)(2) through (4) of this section, the minimum annual percentage rate for random drug testing shall be 50 percent of covered employees.

(2) The Administrator's decision to increase or decrease the minimum annual percentage rate for random drug testing is based on the reported positive rate for the entire industry. All in-

formation used for this determination is drawn from the drug MIS reports required by this subpart. In order to ensure reliability of the data, the Administrator considers the quality and completeness of the reported data, may obtain additional information or reports from operators, and may make appropriate modifications in calculating the industry positive rate. Each year, the Administrator will publish in the Federal Register the minimum annual percentage rate for random drug testing of covered employees. The new minimum annual percentage rate for random drug testing will be applicable starting January 1 of the calendar year following publication.

(3) When the minimum annual percentage rate for random drug testing is 50 percent, the Administrator may lower this rate to 25 percent of all covered employees if the Administrator determines that the data received under the reporting requirements of § 199.119 for two consecutive calendar years indicate that the reported positive rate is less than 1.0 percent.

(4) When the minimum annual percentage rate for random drug testing is 25 percent, and the data received under the reporting requirements of § 199.119 for any calendar year indicate that the reported positive rate is equal to or greater than 1.0 percent, the Administrator will increase the minimum annual percentage rate for random drug testing to 50 percent of all covered employees.

(5) The selection of employees for random drug testing shall be made by a scientifically valid method, such as a random number table or a computer-based random number generator that is matched with employees' Social Security numbers, payroll identification numbers, or other comparable identifying numbers. Under the selection process used, each covered employee shall have an equal chance of being tested each time selections are made.

- (6) The operator shall randomly select a sufficient number of covered employees for testing during each calendar year to equal an annual rate not less than the minimum annual percentage rate for random drug testing determined by the Administrator. If the operator conducts random drug testing through a consortium, the number of employees to be tested may be calculated for each individual operator or may be based on the total number of covered employees covered by the consortium who are subject to random drug testing at the same minimum annual percentage rate under this subpart or any DOT drug testing rule.
- (7) Each operator shall ensure that random drug tests conducted under this subpart are unannounced and that the dates for administering random tests are spread reasonably throughout the calendar year.
- (8) If a given covered employee is subject to random drug testing under the drug testing rules of more than one DOT agency for the same operator, the employee shall be subject to random drug testing at the percentage rate established for the calendar year by the DOT agency regulating more than 50 percent of the employee's function.
- (9) If an operator is required to conduct random drug testing under the drug testing rules of more than one DOT agency, the operator may--
- (i) Establish separate pools for random selection, with each pool containing the covered employees who are subject to testing at the same required rate; or
  - (ii) Randomly select such employees for testing at the highest percentage rate established for the calendar year by any DOT agency to which the operator is subject.
- (d) Testing based on reasonable cause. Each operator shall drug test each employee when there is reasonable cause to believe the employee is using a prohibited drug. The decision to test must be based on a reasonable and articulable belief that the employee is using a prohibited drug on the basis of specific, contemporaneous physical, behavioral, or performance indicators of probable drug use. At least two of the employee's supervisors, one of whom is trained in detection of the possible symptoms of drug use, shall substantiate and concur in the decision to test an employee. The concurrence between the two supervisors may be by telephone. However, in the case of operators with 50 or fewer employees subject to testing under this part, only one supervisor of the employee trained in detecting possible drug use symptoms shall substantiate the decision to test.
- (e) Return-to-duty testing. A covered employee who refuses to take or has a positive drug test may not return to duty in the covered function until the covered employee has complied with applicable provisions of DOT Procedures concerning substance abuse professionals and the return-to-duty process.
- (f) Follow-up testing. A covered employee who refuses to take or has a positive drug test shall be subject to unannounced follow-up drug tests administered by the operator following the covered employee's return to duty. The number and frequency of such follow-up testing shall be determined by a substance abuse professional, but shall consist of at least six tests in the first 12 months following the covered employee's return to duty. In addition, follow-up testing may include testing for alcohol as directed by the substance abuse professional, to be performed in accordance with 49 CFR part 40. Follow-up testing shall not exceed 60 months from the date of the covered employee's return to duty. The substance abuse professional may terminate the requirement for follow-up testing at any time after the first six tests have been administered, if the substance abuse professional determines that such testing is no longer necessary.

## Code of Federal Regulations Currentness

## § 199.107 Drug testing laboratory.

(a) Each operator shall use for the drug testing required by this part only drug testing laboratories certified by the Department of Health and Human Services under the DOT Procedures.

(b) The drug testing laboratory must permit--

(1) Inspections by the operator before the laboratory is awarded a testing contract; and

(2) Unannounced inspections, including examination of records, at any time, by the operator, the Administrator, and if the operator is subject to state agency jurisdiction, a representative of that state agency.

## Code of Federal Regulations Currentness

## § 199.109 Review of drug testing results.

(a) MRO appointment. Each operator shall designate or appoint a medical review officer (MRO). If an operator does not have a qualified individual on staff to serve as MRO, the operator may contract for the provision of MRO services as part of its anti-drug program.

(b) MRO qualifications. Each MRO must be a licensed physician who has the qualifications required by DOT Procedures.

(c) MRO duties. The MRO must perform functions for the operator as required by DOT Procedures.

(d) MRO reports. The MRO must report all drug test results to the operator in accordance with DOT Procedures.

(e) Evaluation and rehabilitation may be provided by the operator, by a substance abuse professional under contract with the operator, or by a sub-

stance abuse professional not affiliated with the operator. The choice of substance abuse professional and assignment of costs shall be made in accordance with the operator/employee agreements and operator/employee policies.

(f) The operator shall ensure that a substance abuse professional, who determines that a covered employee requires assistance in resolving problems with drug abuse, does not refer the covered employee to the substance abuse professional's private practice or to a person or organization from which the substance abuse professional receives remuneration or in which the substance abuse professional has a financial interest. This paragraph does not prohibit a substance abuse professional from referring a covered employee for assistance provided through:

(1) A public agency, such as a State, county, or municipality;

(2) The operator or a person under contract to provide treatment for drug problems on behalf of the operator;

(3) The sole source of therapeutically appropriate treatment under the employee's health insurance program; or

(4) The sole source of therapeutically appropriate treatment reasonably accessible to the employee.

## Code of Federal Regulations Currentness

## § 199.111 Retention of samples and additional testing.

(a) Samples that yield positive results on confirmation must be retained by the laboratory in properly secured, long-term, frozen storage for at least 365 days as required by the DOT Procedures. Within this 365-day period, the employee or the employee's representative, the operator, the

Administrator, or, if the operator is subject to the jurisdiction of a state agency, the state agency may request that the laboratory retain the sample for an additional period. If, within the 365-day period, the laboratory has not received a proper written request to retain the sample for a further reasonable period specified in the request, the sample may be discarded following the end of the 365-day period.

(b) If the medical review officer (MRO) determines there is no legitimate medical explanation for a confirmed positive test result other than the unauthorized use of a prohibited drug, and if timely additional testing is requested by the employee according to DOT Procedures, the split specimen must be tested. The employee may specify testing by the original laboratory or by a second laboratory that is certified by the Department of Health and Human Services. The operator may require the employee to pay in advance the cost of shipment (if any) and reanalysis of the sample, but the employee must be reimbursed for such expense if the additional test is negative.

(c) If the employee specifies testing by a second laboratory, the original laboratory must follow approved chain-of-custody procedures in transferring a portion of the sample.

(d) Since some analytes may deteriorate during storage, detected levels of the drug below the detection limits established in the DOT Procedures, but equal to or greater than the established sensitivity of the assay, must, as technically appropriate, be reported and considered corroborative of the original positive results.

Code of Federal Regulations Currentness

**§ 199.113 Employee assistance program.**

(a) Each operator shall provide an employee assistance program (EAP) for its employees and supervisory personnel who will determine whether

an employee must be drug tested based on reasonable cause. The operator may establish the EAP as a part of its internal personnel services or the operator may contract with an entity that provides EAP services. Each EAP must include education and training on drug use. At the discretion of the operator, the EAP may include an opportunity for employee rehabilitation.

(b) Education under each EAP must include at least the following elements: display and distribution of informational material; display and distribution of a community service hot-line telephone number for employee assistance; and display and distribution of the employer's policy regarding the use of prohibited drugs.

(c) Training under each EAP for supervisory personnel who will determine whether an employee must be drug tested based on reasonable cause must include one 60-minute period of training on the specific, contemporaneous physical, behavioral, and performance indicators of probable drug use.

Code of Federal Regulations Currentness

**§ 199.115 Contractor employees.**

With respect to those employees who are contractors or employed by a contractor, an operator may provide by contract that the drug testing, education, and training required by this part be carried out by the contractor provided:

(a) The operator remains responsible for ensuring that the requirements of this part are complied with; and

(b) The contractor allows access to property and records by the operator, the Administrator, and if the operator is subject to the jurisdiction of a state agency, a representative of the state agency for the purpose of monitoring the operator's compliance with the requirements of this part.



## Code of Federal Regulations Currentness

## § 199.117 Recordkeeping.

(a) Each operator shall keep the following records for the periods specified and permit access to the records as provided by paragraph (b) of this section:

- (1) Records that demonstrate the collection process conforms to this part must be kept for at least 3 years.
- (2) Records of employee drug test that indicate a verified positive result, records that demonstrate compliance with the recommendations of a substance abuse professional, and MIS annual report data shall be maintained for a minimum of five years.
- (3) Records of employee drug test results that show employees passed a drug test must be kept for at least 1 year.
- (4) Records confirming that supervisors and employees have been trained as required by this part must be kept for at least 3 years.

(b) Information regarding an individual's drug testing results or rehabilitation must be released upon the written consent of the individual and as provided by DOT Procedures. Statistical data related to drug testing and rehabilitation that is not name-specific and training records must be made available to the Administrator or the representative of a state agency upon request.

## Code of Federal Regulations Currentness

## § 199.119 Reporting of anti-drug testing results.

(a) Each large operator (having more than 50 covered employees) shall submit an annual MIS report to PHMSA of its anti-drug testing using the Management Information System (MIS) form

and instructions as required by 49 CFR part 40 (at § 40.25 and appendix H to Part 40), not later than March 15 of each year for the prior calendar year (January 1 through December 31). The Administrator shall require by written notice that small operators (50 or fewer covered employees) not otherwise required to submit annual MIS reports to prepare and submit such reports to PHMSA.

(b) Each report required under this section shall be submitted to the Office of Pipeline Safety, Pipeline and Hazardous Materials Safety Administration, U.S. Department of Transportation, PHP-60, 1200 New Jersey Avenue, SE, Washington, DC 20590.

(c) To calculate the total number of covered employees eligible for random testing throughout the year, as an operator, you must add the total number of covered employees eligible for testing during each random testing period for the year and divide that total by the number of random testing periods. Covered employees, and only covered employees, are to be in an employer's random testing pool, and all covered employees must be in the random pool. If you are an employer conducting random testing more often than once per month (e.g., you select daily, weekly, bi-weekly), you do not need to compute this total number of covered employees rate more than on a once per month basis.

(d) As an employer, you may use a service agent (e.g., C/TPA) to perform random selections for you; and your covered employees may be part of a larger random testing pool of covered employees. However, you must ensure that the service agent you use is testing at the appropriate percentage established for your industry and that only covered employees are in the random testing pool.

(e) Each operator that has a covered employee who performs multi-DOT agency functions (e.g., an employee performs pipeline maintenance du-

ties and drives a commercial motor vehicle), count the employee only on the MIS report for the DOT agency under which he or she is randomly tested. Normally, this will be the DOT agency under which the employee performs more than 50% of his or her duties. Operators may have to explain the testing data for these employees in the event of a DOT agency inspection or audit.

(f) A service agent (e.g., Consortia/Third Party Administrator as defined in 49 CFR part 40) may prepare the MIS report on behalf of an operator. However, each report shall be certified by the operator's anti-drug manager or designated representative for accuracy and completeness.

Code of Federal Regulations Currentness

**§ 199.200 Purpose.**

The purpose of this subpart is to establish programs designed to help prevent accidents and injuries resulting from the misuse of alcohol by employees who perform covered functions for operators of certain pipeline facilities subject to parts 192, 193, or 195 of this chapter.

Code of Federal Regulations Currentness

**§ 199.201 [Reserved]**

Code of Federal Regulations Currentness

**§ 199.202 Alcohol misuse plan.**

Each operator must maintain and follow a written alcohol misuse plan that conforms to the requirements of this part and DOT Procedures concerning alcohol testing programs. The plan shall contain methods and procedures for compliance with all the requirements of this subpart, including required testing, recordkeeping, reporting, educa-

tion and training elements.

Code of Federal Regulations Currentness

**§§ 199.203, 199.205 [Reserved]**

Code of Federal Regulations Currentness

**§§ 199.203, 199.205 [Reserved]**

Code of Federal Regulations Currentness

**§ 199.207 [Redesignated]**

Code of Federal Regulations Currentness

**§ 199.209 Other requirements imposed by operators.**

(a) Except as expressly provided in this subpart, nothing in this subpart shall be construed to affect the authority of operators, or the rights of employees, with respect to the use or possession of alcohol, including authority and rights with respect to alcohol testing and rehabilitation.

(b) Operators may, but are not required to, conduct pre-employment alcohol testing under this subpart. Each operator that conducts pre-employment alcohol testing must--

(1) Conduct a pre-employment alcohol test before the first performance of covered functions by every covered employee (whether a new employee or someone who has transferred to a position involving the performance of covered functions);

(2) Treat all covered employees the same for the purpose of pre-employment alcohol testing (i.e., you must not test some covered employees and not others);

(3) Conduct the pre-employment tests after

making a contingent offer of employment or transfer, subject to the employee passing the pre-employment alcohol test;

(4) Conduct all pre-employment alcohol tests using the alcohol testing procedures in DOT Procedures; and

(5) Not allow any covered employee to begin performing covered functions unless the result of the employee's test indicates an alcohol concentration of less than 0.04.

Code of Federal Regulations Currentness

**§ 199.211 Requirement for notice.**

Before performing an alcohol test under this subpart, each operator shall notify a covered employee that the alcohol test is required by this subpart. No operator shall falsely represent that a test is administered under this subpart.

Code of Federal Regulations Currentness

**§ 199.213 [Reserved]**

Code of Federal Regulations Currentness

**§ 199.215 Alcohol concentration.**

Each operator shall prohibit a covered employee from reporting for duty or remaining on duty requiring the performance of covered functions while having an alcohol concentration of 0.04 or greater. No operator having actual knowledge that a covered employee has an alcohol concentration of 0.04 or greater shall permit the employee to perform or continue to perform covered functions.

Code of Federal Regulations Currentness

**§ 199.217 On-duty use.**

Each operator shall prohibit a covered employee from using alcohol while performing covered functions. No operator having actual knowledge that a covered employee is using alcohol while performing covered functions shall permit the employee to perform or continue to perform covered functions.

Code of Federal Regulations Currentness

**§ 199.219 Pre-duty use.**

Each operator shall prohibit a covered employee from using alcohol within four hours prior to performing covered functions, or, if an employee is called to duty to respond to an emergency, within the time period after the employee has been notified to report for duty. No operator having actual knowledge that a covered employee has used alcohol within four hours prior to performing covered functions or within the time period after the employee has been notified to report for duty shall permit that covered employee to perform or continue to perform covered functions.

Code of Federal Regulations Currentness

**§ 199.221 Use following an accident.**

Each operator shall prohibit a covered employee who has actual knowledge of an accident in which his or her performance of covered functions has not been discounted by the operator as a contributing factor to the accident from using alcohol for eight hours following the accident, unless he or she has been given a post-accident test under § 199.225(a), or the operator has determined that the employee's performance could not have contributed to the accident.

Code of Federal Regulations Currentness

**§ 199.223 Refusal to submit to a required alcohol test.**

Each operator shall require a covered employee to submit to a post-accident alcohol test required under § 199.225(a), a reasonable suspicion alcohol test required under § 199.225(b), or a follow-up alcohol test required under § 199.225(d). No operator shall permit an employee who refuses to submit to such a test to perform or continue to perform covered functions.

Code of Federal Regulations Currentness

**§ 199.225 Alcohol tests required.**

Each operator shall conduct the following types of alcohol tests for the presence of alcohol:

(a) Post-accident.

(1) As soon as practicable following an accident, each operator shall test each surviving covered employee for alcohol if that employee's performance of a covered function either contributed to the accident or cannot be completely discounted as a contributing factor to the accident. The decision not to administer a test under this section shall be based on the operator's determination, using the best available information at the time of the determination, that the covered employee's performance could not have contributed to the accident.

(2)(i) If a test required by this section is not administered within 2 hours following the accident, the operator shall prepare and maintain on file a record stating the reasons the test was not promptly administered. If a test required by paragraph (a) is not administered within 8 hours following the accident, the operator shall cease attempts to administer an alcohol test and shall state in the record the reasons for not ad-

ministering the test.

(ii) [Reserved]

(3) A covered employee who is subject to post-accident testing who fails to remain readily available for such testing, including notifying the operator or operator representative of his/her location if he/she leaves the scene of the accident prior to submission to such test, may be deemed by the operator to have refused to submit to testing. Nothing in this section shall be construed to require the delay of necessary medical attention for injured people following an accident or to prohibit a covered employee from leaving the scene of an accident for the period necessary to obtain assistance in responding to the accident or to obtain necessary emergency medical care.

(b) Reasonable suspicion testing.

(1) Each operator shall require a covered employee to submit to an alcohol test when the operator has reasonable suspicion to believe that the employee has violated the prohibitions in this subpart.

(2) The operator's determination that reasonable suspicion exists to require the covered employee to undergo an alcohol test shall be based on specific, contemporaneous, articulable observations concerning the appearance, behavior, speech, or body odors of the employee. The required observations shall be made by a supervisor who is trained in detecting the symptoms of alcohol misuse. The supervisor who makes the determination that reasonable suspicion exists shall not conduct the breath alcohol test on that employee.

(3) Alcohol testing is authorized by this section only if the observations required by paragraph (b)(2) of this section are made during, just preceding, or just after the period of the work day that the employee is required to be in compli-

ance with this subpart. A covered employee may be directed by the operator to undergo reasonable suspicion testing for alcohol only while the employee is performing covered functions; just before the employee is to perform covered functions; or just after the employee has ceased performing covered functions.

(4)(i) If a test required by this section is not administered within 2 hours following the determination under paragraph (b)(2) of this section, the operator shall prepare and maintain on file a record stating the reasons the test was not promptly administered. If a test required by this section is not administered within 8 hours following the determination under paragraph (b)(2) of this section, the operator shall cease attempts to administer an alcohol test and shall state in the record the reasons for not administering the test. Records shall be submitted to PHMSA upon request of the Administrator.

(ii) [Reserved]

(iii) Notwithstanding the absence of a reasonable suspicion alcohol test under this section, an operator shall not permit a covered employee to report for duty or remain on duty requiring the performance of covered functions while the employee is under the influence of or impaired by alcohol, as shown by the behavioral, speech, or performance indicators of alcohol misuse, nor shall an operator permit the covered employee to perform or continue to perform covered functions, until:

(A) An alcohol test is administered and the employee's alcohol concentration measures less than 0.02; or

(B) The start of the employee's next regularly scheduled duty period, but not less than 8 hours following the determination under paragraph (b)(2) of this section that there is reasonable suspicion to believe

that the employee has violated the prohibitions in this subpart.

(iv) Except as provided in paragraph (b)(4)(ii), no operator shall take any action under this subpart against a covered employee based solely on the employee's behavior and appearance in the absence of an alcohol test. This does not prohibit an operator with the authority independent of this subpart from taking any action otherwise consistent with law.

(c) Return-to-duty testing. Each operator shall ensure that before a covered employee returns to duty requiring the performance of a covered function after engaging in conduct prohibited by §§ 199.215 through 199.223, the employee shall undergo a return-to-duty alcohol test with a result indicating an alcohol concentration of less than 0.02.

(d) Follow-up testing.

(1) Following a determination under § 199.243(b) that a covered employee is in need of assistance in resolving problems associated with alcohol misuse, each operator shall ensure that the employee is subject to unannounced follow-up alcohol testing as directed by a substance abuse professional in accordance with the provisions of § 199.243(c)(2)(ii).

(2) Follow-up testing shall be conducted when the covered employee is performing covered functions; just before the employee is to perform covered functions; or just after the employee has ceased performing such functions.

(e) Retesting of covered employees with an alcohol concentration of 0.02 or greater but less than 0.04. Each operator shall retest a covered employee to ensure compliance with the provisions of § 199.237, if an operator chooses to permit the employee to perform a covered function within 8 hours following the administration of an alcohol test indicating an alcohol concentration of 0.02 or

greater but less than 0.04.

Code of Federal Regulations Currenness

§ 199.227 Retention of records.

(a) General requirement. Each operator shall maintain records of its alcohol misuse prevention program as provided in this section. The records shall be maintained in a secure location with controlled access.

(b) Period of retention. Each operator shall maintain the records in accordance with the following schedule:

(1) Five years. Records of employee alcohol test results with results indicating an alcohol concentration of 0.02 or greater, documentation of refusals to take required alcohol tests, calibration documentation, employee evaluation and referrals, and MIS annual report data shall be maintained for a minimum of five years.

(2) Two years. Records related to the collection process (except calibration of evidential breath testing devices), and training shall be maintained for a minimum of two years.

(3) One year. Records of all test results below 0.02 (as defined in 49 CFR part 40) shall be maintained for a minimum of one year.

(c) Types of records. The following specific records shall be maintained:

(1) Records related to the collection process:

(i) Collection log books, if used.

(ii) Calibration documentation for evidential breath testing devices.

(iii) Documentation of breath alcohol technician training.

(iv) Documents generated in connection with

decisions to administer reasonable suspicion alcohol tests.

(v) Documents generated in connection with decisions on post-accident tests.

(vi) Documents verifying existence of a medical explanation of the inability of a covered employee to provide adequate breath for testing.

(2) Records related to test results:

(i) The operator's copy of the alcohol test form, including the results of the test.

(ii) Documents related to the refusal of any covered employee to submit to an alcohol test required by this subpart.

(iii) Documents presented by a covered employee to dispute the result of an alcohol test administered under this subpart.

(3) Records related to other violations of this subpart.

(4) Records related to evaluations:

(i) Records pertaining to a determination by a substance abuse professional concerning a covered employee's need for assistance.

(ii) Records concerning a covered employee's compliance with the recommendations of the substance abuse professional.

(5) Record(s) related to the operator's MIS annual testing data.

(6) Records related to education and training:

(i) Materials on alcohol misuse awareness, including a copy of the operator's policy on alcohol misuse.

(ii) Documentation of compliance with the requirements of § 199.231.

(iii) Documentation of training provided to su-

supervisors for the purpose of qualifying the supervisors to make a determination concerning the need for alcohol testing based on reasonable suspicion.

(iv) Certification that any training conducted under this subpart complies with the requirements for such training.

Code of Federal Regulations Currentness

**§ 199.229 Reporting of alcohol testing results.**

(a) Each large operator (having more than 50 covered employees) shall submit an annual MIS report to PHMSA of its alcohol testing results using the Management Information System (MIS) form and instructions as required by 49 CFR part 40 (at § 40.25 and appendix H to part 40), not later than March 15 of each year for the previous calendar year (January 1 through December 31). The Administrator may require by written notice that small operators (50 or fewer covered employees) not otherwise required to submit annual MIS reports to prepare and submit such reports to PHMSA.

(b) Each operator that has a covered employee who performs multi-DOT agency functions (e.g., an employee performs pipeline maintenance duties and drives a commercial motor vehicle), count the employee only on the MIS report for the DOT agency under which he or she is tested. Normally, this will be the DOT agency under which the employee performs more than 50% of his or her duties. Operators may have to explain the testing data for these employees in the event of a DOT agency inspection or audit.

(c) Each report required under this section shall be submitted to the Office of Pipeline Safety, Pipeline and Hazardous Materials Safety Administration, U.S. Department of Transportation, PHP-60, 1200 New Jersey Avenue, SE, Washington, DC 20590-0001.

(d) A service agent (e.g., Consortia/Third Party Administrator as defined in part 40) may prepare the MIS report on behalf of an operator. However, each report shall be certified by the operator's anti-drug manager or designated representative for accuracy and completeness.

Code of Federal Regulations Currentness

**§ 199.231 Access to facilities and records.**

(a) Except as required by law or expressly authorized or required in this subpart, no employer shall release covered employee information that is contained in records required to be maintained in § 199.227.

(b) A covered employee is entitled, upon written request, to obtain copies of any records pertaining to the employee's use of alcohol, including any records pertaining to his or her alcohol tests. The operator shall promptly provide the records requested by the employee. Access to a employee's records shall not be contingent upon payment for records other than those specifically requested.

(c) Each operator shall permit access to all facilities utilized in complying with the requirements of this subpart to the Secretary of Transportation, any DOT agency, or a representative of a state agency with regulatory authority over the operator.

(d) Each operator shall make available copies of all results for employer alcohol testing conducted under this subpart and any other information pertaining to the operator's alcohol misuse prevention program, when requested by the Secretary of Transportation, any DOT agency with regulatory authority over the operator, or a representative of a state agency with regulatory authority over the operator. The information shall include name-specific alcohol test results, records, and reports.

(e) When requested by the National Transportation Safety Board as part of an accident investigation, an operator shall disclose information related to the operator's administration of any post-accident alcohol tests administered following the accident under investigation.

(f) An operator shall make records available to a subsequent employer upon receipt of the written request from the covered employee. Disclosure by the subsequent employer is permitted only as expressly authorized by the terms of the employee's written request.

(g) An operator may disclose information without employee consent as provided by DOT Procedures concerning certain legal proceedings.

(h) An operator shall release information regarding a covered employee's records as directed by the specific, written consent of the employee authorizing release of the information to an identified person. Release of such information by the person receiving the information is permitted only in accordance with the terms of the employee's consent.

Code of Federal Regulations Currentness

**§ 199.233 Removal from covered function.**

Except as provided in §§ 199.239 through 199.243, no operator shall permit any covered employee to perform covered functions if the employee has engaged in conduct prohibited by §§ 199.215 through 199.223 or an alcohol misuse rule of another DOT agency.

Code of Federal Regulations Currentness

**§ 199.235 Required evaluation and testing.**

No operator shall permit a covered employee who has engaged in conduct prohibited by §§ 199.215

through 199.223 to perform covered functions unless the employee has met the requirements of § 199.243.

Code of Federal Regulations Currentness

**§ 199.237 Other alcohol-related conduct.**

(a) No operator shall permit a covered employee tested under the provisions of § 199.225, who is found to have an alcohol concentration of 0.02 or greater but less than 0.04, to perform or continue to perform covered functions, until:

(1) The employee's alcohol concentration measures less than 0.02 in accordance with a test administered under § 199.225(e); or

(2) The start of the employee's next regularly scheduled duty period, but not less than eight hours following administration of the test.

(b) Except as provided in paragraph (a) of this section, no operator shall take any action under this subpart against an employee based solely on test results showing an alcohol concentration less than 0.04. This does not prohibit an operator with authority independent of this subpart from taking any action otherwise consistent with law.

Code of Federal Regulations Currentness

**§ 199.239 Operator obligation to promulgate a policy on the misuse of alcohol.**

(a) General requirements. Each operator shall provide educational materials that explain these alcohol misuse requirements and the operator's policies and procedures with respect to meeting those requirements.

(1) The operator shall ensure that a copy of these materials is distributed to each covered employee prior to start of alcohol testing under



this subpart, and to each person subsequently hired for or transferred to a covered position.

(2) Each operator shall provide written notice to representatives of employee organizations of the availability of this information.

(b) Required content. The materials to be made available to covered employees shall include detailed discussion of at least the following:

(1) The identity of the person designated by the operator to answer covered employee questions about the materials.

(2) The categories of employees who are subject to the provisions of this subpart.

(3) Sufficient information about the covered functions performed by those employees to make clear what period of the work day the covered employee is required to be in compliance with this subpart.

(4) Specific information concerning covered employee conduct that is prohibited by this subpart.

(5) The circumstances under which a covered employee will be tested for alcohol under this subpart.

(6) The procedures that will be used to test for the presence of alcohol, protect the covered employee and the integrity of the breath testing process, safeguard the validity of the test results, and ensure that those results are attributed to the correct employee.

(7) The requirement that a covered employee submit to alcohol tests administered in accordance with this subpart.

(8) An explanation of what constitutes a refusal to submit to an alcohol test and the attendant consequences.

(9) The consequences for covered employees

found to have violated the prohibitions under this subpart, including the requirement that the employee be removed immediately from covered functions, and the procedures under § 199.243.

(10) The consequences for covered employees found to have an alcohol concentration of 0.02 or greater but less than 0.04.

(11) Information concerning the effects of alcohol misuse on an individual's health, work, and personal life; signs and symptoms of an alcohol problem (the employee's or a coworker's); and including intervening evaluating and resolving problems associated with the misuse of alcohol including intervening when an alcohol problem is suspected, confrontation, referral to any available EAP, and/or referral to management.

(c) Optional provisions. The materials supplied to covered employees may also include information on additional operator policies with respect to the use or possession of alcohol, including any consequences for an employee found to have a specified alcohol level, that are based on the operator's authority independent of this subpart. Any such additional policies or consequences shall be clearly described as being based on independent authority.

Code of Federal Regulations Currentness

#### § 199.241 Training for supervisors.

Each operator shall ensure that persons designated to determine whether reasonable suspicion exists to require a covered employee to undergo alcohol testing under § 199.225(b) receive at least 60 minutes of training on the physical, behavioral, speech, and performance indicators of probable alcohol misuse.

Code of Federal Regulations Currentness

§ 199.243 Referral, evaluation, and treatment.

(a) Each covered employee who has engaged in conduct prohibited by §§ 199.215 through 199.223 of this subpart shall be advised of the resources available to the covered employee in evaluating and resolving problems associated with the misuse of alcohol, including the names, addresses, and telephone numbers of substance abuse professionals and counseling and treatment programs.

(b) Each covered employee who engages in conduct prohibited under §§ 199.215 through 199.223 shall be evaluated by a substance abuse professional who shall determine what assistance, if any, the employee needs in resolving problems associated with alcohol misuse.

(c)(1) Before a covered employee returns to duty requiring the performance of a covered function after engaging in conduct prohibited by §§ 199.215 through 199.223 of this subpart, the employee shall undergo a return-to-duty alcohol test with a result indicating an alcohol concentration of less than 0.02.

(2) In addition, each covered employee identified as needing assistance in resolving problems associated with alcohol misuse--

(i) Shall be evaluated by a substance abuse professional to determine that the employee has properly followed any rehabilitation program prescribed under paragraph (b) of this section, and

(ii) Shall be subject to unannounced follow-up alcohol tests administered by the operator following the employee's return to duty. The number and frequency of such follow-up testing shall be determined by a substance abuse professional, but shall consist of at least six tests in the first 12 months following the employee's return to duty. In addition, follow-up testing may include testing for drugs, as directed by

the substance abuse professional, to be performed in accordance with 49 CFR part 40. Follow-up testing shall not exceed 60 months from the date of the employee's return to duty. The substance abuse professional may terminate the requirement for follow-up testing at any time after the first six tests have been administered, if the substance abuse professional determines that such testing is no longer necessary.

(d) Evaluation and rehabilitation may be provided by the operator, by a substance abuse professional under contract with the operator, or by a substance abuse professional not affiliated with the operator. The choice of substance abuse professional and assignment of costs shall be made in accordance with the operator/employee agreements and operator/employee policies.

(e) The operator shall ensure that a substance abuse professional who determines that a covered employee requires assistance in resolving problems with alcohol misuse does not refer the employee to the substance abuse professional's private practice or to a person or organization from which the substance abuse professional receives remuneration or in which the substance abuse professional has a financial interest. This paragraph does not prohibit a substance abuse professional from referring an employee for assistance provided through--

(1) A public agency, such as a State, county, or municipality;

(2) The operator or a person under contract to provide treatment for alcohol problems on behalf of the operator;

(3) The sole source of therapeutically appropriate treatment under the employee's health insurance program; or

(4) The sole source of therapeutically appropriate treatment reasonably accessible to the em-

ployee.

Code of Federal Regulations Currentness

§ 199.245 Contractor employees.

(a) With respect to those covered employees who are contractors or employed by a contractor, an operator may provide by contract that the alcohol testing, training and education required by this subpart be carried out by the contractor provided:

(b) The operator remains responsible for ensuring that the requirements of this subpart and part 40 of this title are complied with; and

(c) The contractor allows access to property and records by the operator, the Administrator, any DOT agency with regulatory authority over the operator or covered employee, and, if the operator is subject to the jurisdiction of a state agency, a representative of the state agency for the purposes of monitoring the operator's compliance with the requirements of this subpart and part 40 of this title.

END OF DOCUMENT

6. Section 3 of American Petroleum Institute Standard 1104, Welding of Pipelines and Related Facilities, 20<sup>th</sup> edition, October 2005 including Errata/Addendum July 2007, which is incorporated by reference into Rule 25-12.027.

RECEIVED  
NOV 25 11 10 AM

NOV 25 11 10 AM

FILED

# Welding of Pipelines and Related Facilities

API STANDARD 1104  
TWENTIETH EDITION, OCTOBER 2005

ERRATA/ADDENDUM, JULY 2007  
ERRATA 2, DECEMBER 2008

RECEIVED  
2009 OCT 16 AM 11:33  
JOINT ADMINISTRATIVE  
PROCEDURES COMMITTEE



7. Forms PHMSA F 7100.1-1 (12-05) and PHMSA F 7100.2-1 (12-05) which are incorporated by reference into Rule 25-12.085.

FILED  
2021 NOV 25 10:10 AM  
COURT REPORTER  
1000 W. 10TH ST  
MIDLAND, TX 79701



U.S. Department of Transportation  
Pipeline and Hazardous Materials  
Safety Administration

ANNUAL REPORT FOR CALENDAR YEAR 20\_\_\_\_  
GAS DISTRIBUTION SYSTEM

INITIAL REPORT   
SUPPLEMENTAL REPORT

**PART A - OPERATOR INFORMATION**

DOT USE ONLY

1. NAME OF OPERATOR \_\_\_\_\_

2. LOCATION OF OFFICE WHERE ADDITIONAL INFORMATION MAY BE OBTAINED

Number and Street \_\_\_\_\_

City and County \_\_\_\_\_

State and Zip Code \_\_\_\_\_

3. OPERATOR'S 5 DIGIT IDENTIFICATION NUMBER  
/ / / / /

4. HEADQUARTERS NAME & ADDRESS, IF DIFFERENT

Number and Street \_\_\_\_\_

City and County \_\_\_\_\_

State and Zip Code \_\_\_\_\_

5. STATE IN WHICH SYSTEM OPERATES: / / / (provide a separate report for each state in which system operates)

**PART B - SYSTEM DESCRIPTION**

Report miles of main and number of services in system at end of year.

1. GENERAL

	STEEL				PLASTIC	CAST/ WROUGHT IRON	DUCTIL E IRON	COPPER	OTHER	OTHER	TOTAL
	UNPROTECTED		CATHODICALLY PROTECTED								
	BARE	COATED	BARE	COATED							
MILES OF MAIN											
NO. OF SERVICES											

2. MILES OF MAINS IN SYSTEM AT END OF YEAR

MATERIAL	UNKNOWN	2" OR LESS	OVER 2" THRU 4"	OVER 4" THRU 8"	OVER 8" THRU 12"	OVER 12"	TOTAL
STEEL							
DUCTILE IRON							
COPPER							
CAST WROUGHT IRON							
PLASTIC 1. PVC							
2. PE							
3. ABS							
OTHER							
OTHER							
SYSTEM TOTALS							

3. NUMBER OF SERVICES IN SYSTEM AT END OF YEAR      AVERAGE SERVICE LENGTH \_\_\_\_\_ FEET

MATERIAL	UNKNOWN	1" OR LESS	OVER 1" THRU 2"	OVER 2" THRU 4"	OVER 4" THRU 8"	OVER 8"	TOTAL
STEEL							
DUCTILE IRON							
COPPER							
CAST WROUGHT IRON							
PLASTIC 1. PVC							
2. PE							
3. ABS							
OTHER							
OTHER							
SYSTEM TOTALS							

Reproduction of this form is permitted.



U.S. Department of Transportation  
 Pipeline and Hazardous Materials  
 Safety Administration

ANNUAL REPORT FOR CALENDAR YEAR 20\_\_\_\_  
 GAS DISTRIBUTION SYSTEM

INITIAL REPORT   
 SUPPLEMENTAL REPORT

**PART A - OPERATOR INFORMATION**

DOT USE ONLY

1. NAME OF OPERATOR \_\_\_\_\_

2. LOCATION OF OFFICE WHERE ADDITIONAL INFORMATION MAY BE OBTAINED

\_\_\_\_\_  
 Number and Street

\_\_\_\_\_  
 City and County

\_\_\_\_\_  
 State and Zip Code

3. OPERATOR'S 5 DIGIT IDENTIFICATION NUMBER  
 \_\_\_\_\_

4. HEADQUARTERS NAME & ADDRESS, IF DIFFERENT

\_\_\_\_\_  
 Number and Street

\_\_\_\_\_  
 City and County

\_\_\_\_\_  
 State and Zip Code

5. STATE IN WHICH SYSTEM OPERATES / \_\_\_\_ / \_\_\_\_ / \_\_\_\_ (provide a separate report for each state in which system operates)

**PART B - SYSTEM DESCRIPTION** Report miles of main and number of services in system at end of year.

1. GENERAL

	STEEL				PLASTIC	CAST/ WROUGHT IRON	DUCTIL E IRON	COPPER	OTHER	OTHER	TOTAL
	UNPROTECTED		CATHODICALLY PROTECTED								
	BARE	COATED	BARE	COATED							
MILES OF MAIN											
NO. OF SERVICES											

2. MILES OF MAINS IN SYSTEM AT END OF YEAR

MATERIAL	UNKNOWN	2" OR LESS	OVER 2" THRU 4"	OVER 4" THRU 8"	OVER 8" THRU 12"	OVER 12"	TOTAL
STEEL							
DUCTILE IRON							
COPPER							
CAST WROUGHT IRON							
PLASTIC							
1. PVC							
2. PE							
3. ABS							
OTHER							
OTHER							
SYSTEM TOTALS							

3. NUMBER OF SERVICES IN SYSTEM AT END OF YEAR AVERAGE SERVICE LENGTH \_\_\_\_\_ FEET

MATERIAL	UNKNOWN	1" OR LESS	OVER 1" THRU 2"	OVER 2" THRU 4"	OVER 4" THRU 8"	OVER 8"	TOTAL
STEEL							
DUCTILE IRON							
COPPER							
CAST WROUGHT IRON							
PLASTIC							
1. PVC							
2. PE							
3. ABS							
OTHER							
OTHER							
SYSTEM TOTALS							

Reproduction of this form is permitted.



4. MILES OF MAIN AND NUMBER OF SERVICES BY DECADE OF INSTALLATION										
	UN-KNOWN	PRE-1940	1940-1949	1950-1959	1960-1969	1970-1979	1980-1989	1990-1999	2000-2009	TOTAL
MILES OF MAIN										
NUMBER OF SERVICES										

PART C - TOTAL LEAKS ELIMINATED/REPAIRED DURING YEAR			PART D - TOTAL NUMBER OF LEAKS ON FEDERAL LAND REPAIRED OR SCHEDULED FOR REPAIR	
CAUSE OF LEAK				
	Mains	Services		
CORROSION				
NATURAL FORCES				
EXCAVATION				
OTHER OUTSIDE FORCE DAMAGE				
MATERIAL OR WELDS				
EQUIPMENT			<b>PART E - PERCENT OF UNACCOUNTED FOR GAS</b>  Unaccounted for gas as a percent of total input for the 12 months ending June 30 of the reporting year.  ((Purchased gas + produced gas) minus (customer use + company use + appropriate adjustments)) divided by (purchased gas + produced gas) equals percent unaccounted for.  Input for year ending 6/30 _____ %.	
OPERATIONS				
OTHER				
NUMBER OF KNOWN SYSTEM LEAKS AT END OF YEAR SCHEDULED FOR REPAIR _____				

**PART F - ADDITIONAL INFORMATION**

---



---



---



---

**PART G - PREPARER AND AUTHORIZED SIGNATURE**

_____	_____
(type or print) Preparer's Name and Title	Area Code and Telephone Number
_____	_____
Preparer's email address	Area Code and Facsimile Number
_____	_____
Name and Title of Person Signing	Area Code and Telephone Number
_____	
Authorized Signature	

4. MILES OF MAIN AND NUMBER OF SERVICES BY DECADE OF INSTALLATION

	UN-KNOWN	PRE-1940	1940-1949	1950-1959	1960-1969	1970-1979	1980-1989	1990-1999	2000-2009	TOTAL
MILES OF MAIN										
NUMBER OF SERVICES										

PART C - TOTAL LEAKS ELIMINATED/REPAIRED DURING YEAR

CAUSE OF LEAK	Mains		Services	
CORROSION				
NATURAL FORCES				
EXCAVATION				
OTHER OUTSIDE FORCE DAMAGE				
MATERIAL OR WELDS				
EQUIPMENT				
OPERATIONS				
OTHER				
NUMBER OF KNOWN SYSTEM LEAKS AT END OF YEAR SCHEDULED FOR REPAIR _____				

PART D - TOTAL NUMBER OF LEAKS ON FEDERAL LAND REPAIRED OR SCHEDULED FOR REPAIR

\_\_\_\_\_

PART E - PERCENT OF UNACCOUNTED FOR GAS

Unaccounted for gas as a percent of total input for the 12 months ending June 30 of the reporting year.

[(Purchased gas + produced gas) minus (customer use + company use + appropriate adjustments)] divided by (purchased gas + produced gas) equals percent unaccounted for.

Input for year ending 6/30 \_\_\_\_\_ %.

PART F - ADDITIONAL INFORMATION

\_\_\_\_\_

PART G - PREPARER AND AUTHORIZED SIGNATURE

\_\_\_\_\_  
(type or print) Preparer's Name and Title

\_\_\_\_\_  
Area Code and Telephone Number

\_\_\_\_\_  
Preparer's email address

\_\_\_\_\_  
Area Code and Facsimile Number

\_\_\_\_\_  
Name and Title of Person Signing

\_\_\_\_\_  
Area Code and Telephone Number

\_\_\_\_\_  
Authorized Signature







U.S. Department of Transportation  
Pipeline and Hazardous Materials Safety  
Administration

ANNUAL REPORT FOR CALENDAR YEAR 20\_\_  
GAS TRANSMISSION & GATHERING SYSTEMS

INITIAL REPORT   
SUPPLEMENTAL REPORT

**INSTRUCTIONS**

**Important:** Please read the separate instructions for completing this form before you begin. They clarify the information requested and provide specific examples. If you do not have a copy of the instructions, you can obtain one from the Office of Pipeline Safety Web Page at <http://ops.dot.gov>.

**PART A - OPERATOR INFORMATION**

DOT USE ONLY

1. NAME AND COMPANY OR ESTABLISHMENT

4. OPERATOR'S 5 DIGIT IDENTIFICATION NUMBER

2. LOCATION OF OFFICE WHERE ADDITIONAL INFORMATION MAY BE OBTAINED

5. HEADQUARTERS NAME & ADDRESS, IF DIFFERENT

Number & Street

Number & Street

City & County

City & County

State & Zip Code

State & Zip Code

3. STATE IN WHICH SYSTEM OPERATES: / / / (provide a separate report for each state in which system operates)

**PART B - SYSTEM DESCRIPTION**

Report miles of pipeline in system at end of year.

1. GENERAL - MILES OF PIPELINE IN THE SYSTEM AT END OF YEAR THAT ARE JURISDICTIONAL TO OPS

	STEEL				CAST IRON WROUGHT IRON PIPE	PLASTIC PIPE	OTHER PIPE	TOTAL
	CATHODICALLY PROTECTED		UNPROTECTED					
	BARE	COATED	BARE	COATED				
TRANSMISSION ONSHORE								
OFFSHORE								
GATHERING ONSHORE								
OFFSHORE								
SYSTEM TOTALS								

2. MILES OF PIPE BY NOMINAL SIZE

	UNKNOWN	4" OR LESS	OVER 4" THRU 10"	OVER 10" THRU 20"	OVER 20" THRU 28"	OVER 28"	TOTAL
TRANSMISSION ONSHORE							
OFFSHORE							
GATHERING ONSHORE							
OFFSHORE							
SYSTEM TOTALS							

3. MILES OF PIPE BY DECADE OF INSTALLATION

	UNKNOWN	PRE- 1940	1940- 1949	1950- 1959	1960- 1969	1970- 1979	1980- 1989	1990- 1999	2000- 2009	TOTAL
TRANSMISSION ONSHORE										
OFFSHORE										
GATHERING ONSHORE										
OFFSHORE										
SYSTEM TOTALS										

4. MILES OF PIPE BY CLASS LOCATION

	CLASS 1	CLASS 2	CLASS 3	CLASS 4	TOTAL
TRANSMISSION ONSHORE					
OFFSHORE		N/A	N/A	N/A	
GATHERING ONSHORE					
OFFSHORE		N/A	N/A	N/A	
SYSTEM TOTALS					



U.S. Department of Transportation  
Pipeline and Hazardous Materials Safety  
Administration

ANNUAL REPORT FOR CALENDAR YEAR 20\_\_\_\_  
GAS TRANSMISSION & GATHERING SYSTEMS

INITIAL REPORT   
SUPPLEMENTAL REPORT

**INSTRUCTIONS**

**Important:** Please read the separate instructions for completing this form before you begin. They clarify the information requested and provide specific examples. If you do not have a copy of the instructions, you can obtain one from the Office of Pipeline Safety Web Page at <http://ops.dot.gov>.

**PART A - OPERATOR INFORMATION**

DOT USE ONLY

1. NAME AND COMPANY OR ESTABLISHMENT

4. OPERATOR'S 5 DIGIT IDENTIFICATION NUMBER

2. LOCATION OF OFFICE WHERE ADDITIONAL INFORMATION MAY BE OBTAINED

5. HEADQUARTERS NAME & ADDRESS, IF DIFFERENT

Number & Street

Number & Street

City & County

City & County

State & Zip Code

State & Zip Code

3. STATE IN WHICH SYSTEM OPERATES: / / (provide a separate report for each state in which system operates)

**PART B - SYSTEM DESCRIPTION**

Report miles of pipeline in system at end of year.

1. GENERAL - MILES OF PIPELINE IN THE SYSTEM AT END OF YEAR THAT ARE JURISDICTIONAL TO OPS

	STEEL				CAST IRON WROUGHT IRON PIPE	PLASTIC PIPE	OTHER PIPE	TOTAL
	CATHODICALLY PROTECTED		UNPROTECTED					
	BARE	COATED	BARE	COATED				
TRANSMISSION ONSHORE								
OFFSHORE								
GATHERING ONSHORE								
OFFSHORE								
SYSTEM TOTALS								

2. MILES OF PIPE BY NOMINAL SIZE

	UNKNOWN	4" OR LESS	OVER 4" THRU 10"	OVER 10" THRU 20"	OVER 20" THRU 28"	OVER 28"	TOTAL
TRANSMISSION ONSHORE							
OFFSHORE							
GATHERING ONSHORE							
OFFSHORE							
SYSTEM TOTALS							

3. MILES OF PIPE BY DECADE OF INSTALLATION

	UNKNOWN	PRE- 1940	1940- 1949	1950- 1959	1960- 1969	1970- 1979	1980- 1989	1990- 1999	2000- 2009	TOTAL
TRANSMISSION ONSHORE										
OFFSHORE										
GATHERING ONSHORE										
OFFSHORE										
SYSTEM TOTALS										

4. MILES OF PIPE BY CLASS LOCATION

	CLASS 1	CLASS 2	CLASS 3	CLASS 4	TOTAL
TRANSMISSION ONSHORE					
OFFSHORE		N/A	N/A	N/A	
GATHERING ONSHORE					
OFFSHORE		N/A	N/A	N/A	
SYSTEM TOTALS					

PART C - TOTAL LEAKS ELIMINATED/REPAIRED DURING YEAR					PART D - TOTAL NUMBER OF LEAKS ON FEDERAL LAND OR OCS REPAIRED OR SCHEDULED FOR REPAIR
CAUSE OF LEAK	TRANSMISSION		GATHERING		1. TRANSMISSION ONSHORE _____ OFFSHORE _____ OUTER CONTINENTAL SHELF _____  2. GATHERING ONSHORE _____ OFFSHORE _____ OUTER CONTINENTAL SHELF _____
	ONSHORE	OFFSHORE	ONSHORE	OFFSHORE	
CORROSION					
NATURAL FORCES					
EXCAVATION					
OTHER OUTSIDE FORCE DAMAGE					
MATERIAL AND WELDS					
EQUIPMENT AND OPERATIONS					
OTHER					
<b>PART E - NUMBER OF KNOWN SYSTEM LEAKS AT END OF YEAR SCHEDULED FOR REPAIR</b>					
1. TRANSMISSION _____					
2. GATHERING _____					
<b>PART F - PREPARER AND AUTHORIZED SIGNATURE</b>					
_____ (type or print) Preparer's Name and Title				_____ Area Code and Telephone Number	
_____ Preparer's E-mail Address				_____ Area Code and Facsimile Number	
_____ Name and Title of Person Signing				_____ Area Code and Telephone Number	
_____ Authorized Signature		_____ (type or print) Name and Title		_____ Date	

PART C - TOTAL LEAKS ELIMINATED/REPAIRED DURING YEAR					PART D - TOTAL NUMBER OF LEAKS ON FEDERAL LAND OR OCS REPAIRED OR SCHEDULED FOR REPAIR
CAUSE OF LEAK	TRANSMISSION		GATHERING		1. TRANSMISSION ONSHORE _____ OFFSHORE _____ OUTER CONTINENTAL SHELF _____  2. GATHERING ONSHORE _____ OFFSHORE _____ OUTER CONTINENTAL SHELF _____
	ONSHORE	OFFSHORE	ONSHORE	OFFSHORE	
CORROSION					
NATURAL FORCES					
EXCAVATION					
OTHER OUTSIDE FORCE DAMAGE					
MATERIAL AND WELDS					
EQUIPMENT AND OPERATIONS					
OTHER					
PART E - NUMBER OF KNOWN SYSTEM LEAKS AT END OF YEAR SCHEDULED FOR REPAIR					
1. TRANSMISSION _____					
2. GATHERING _____					
PART F - PREPARER AND AUTHORIZED SIGNATURE					
_____ (type or print) Preparer's Name and Title					_____ Area Code and Telephone Number
_____ Preparer's E-mail Address					_____ Area Code and Facsimile Number
_____ Name and Title of Person Signing					_____ Area Code and Telephone Number
_____ Authorized Signature					_____ (type or print) Name and Title
_____ Date					



Rules 25-12.004, 25-12.005, 25-12.008, 25-12.022, 25-12.027,  
25-12.040, 25-12.041, 25-12.080, 25-12.084, and 25-12.085.  
Docket No. 090396-GU

#### SUMMARY OF RULES

25-12.004, Definitions, is amended to correct the zip code address for the Commission and to update the Pipeline Inspection, Protection, Enforcement, and Safety Act legal citation.

25-12.005, Codes and Standards Adopted, is amended to adopt the most current three parts of the Code of Federal Regulations, 191, 192 and 199, that cover natural gas pipeline safety and to correct the agency name reference.

25-12.008, New, Reconstructed or Converted Facilities, is should be amended to delete references to filed plans required by repealed rule 25-12.039.

25-12.022, Requirements for Distribution System Valves, is amended to clarify the requirements for sectionalizing valves only, not all valves, and to give a distance exception for location of valves if they are physically impractical to install in areas like river crossing and closed interstate highways.

25-12.027, Welder Qualifications, is amended to update the references to the current standard and code for welding on pipelines.

25-12.040, Leak Surveys, Procedures and Classifications, is amended to clarify the rule's intent that cleared gas leaks are repaired.

25-12.041, Receiving of Gas Reports, is amended to add clarifying language to the title and rule language, and to delete references to filed plans required by repealed rule 25-12.039.

25-12.080, General, is be amended to correct an agency name reference.

25-12.084, Notice of Accidents and Outages, is amended to increase the dollar amount threshold that requires the notification of the Commission of natural gas related accidents.

25-12.085, Written Annual Reports Required, is amended to eliminate the requirement to file forms in triplicate, to update the agency and identification reference to the required form, to change the submittal date to match federal requirements, and to eliminate an unnecessary report.

#### SUMMARY OF HEARINGS ON THE RULE

No hearing was requested and none was held.

## STATEMENT OF FACTS AND CIRCUMSTANCES

### JUSTIFYING RULE

25-12.004, Definitions, is amended to correct the zip code address for the Commission and to update the Pipeline Inspection, Protection, Enforcement, and Safety Act legal citation. The former legal citation was outdated.

25-12.005, Codes and Standards Adopted, is amended to adopt the most current three parts of the Code of Federal Regulations, 191, 192 and 199, that cover natural gas pipeline safety and to correct the agency name reference. The former code reference was outdated.

25-12.008, New, Reconstructed or Converted Facilities, is amended to delete references to filed plans required by repealed rule 25-12.039. The deleted reference was obsolete. The Code of Federal Regulation citation is updated.

25-12.022, Requirements for Distribution System Valves, is amended to clarify the requirements for sectionalizing valves only, not all valves. The rule was amended to give a distance exception for location of valves if they are physically impractical to install in areas like river crossing and closed interstate highways.

25-12.027, Welder Qualifications, is amended to update the references to the current standard and code for welding on pipelines. The former citations were outdated.

25-12.040, Leak Surveys, Procedures and Classifications, is amended to clarify the rule's intent that cleared gas leaks are repaired.

25-12.041, Receiving of Gas Reports, is amended to add clarifying language to the title and rule language, and to delete outdated references to filed plans required by repealed rule 25-12.039.

25-12.080, General, is be amended to correct an agency name reference for accuracy.

25-12.084, Notice of Accidents and Outages, is amended to increase the dollar amount threshold that requires the notification of the Commission of natural gas related accidents. This increase is intended to recognize and adjust for the increase in inflation since the rule was originally adopted.

25-12.085, Written Annual Reports Required, is amended to eliminate the requirement to file forms in triplicate, to update the agency and identification reference to the required form, to change the submittal date to match federal requirements, and to eliminate an unnecessary report. The former language was outdated.

RECEIVED  
MAY 25 11 10 AM '08  
STATE OF TEXAS