

090001-EI

FPS FORM 423-1(a)

MONTHLY REPORT OF COST AND QUALITY OF OIL FOR ELECTRIC PLANTS
ORIGIN, VOLUME, DELIVERED PRICE AND AS RECEIVED QUALITY

SPECIFIED
CONFIDENTIAL

CONFIDENTIAL
DECLASSIFIED
3-5-12

Report For 10/2009
Reporting Company Florida Power Corporation

NAME, TITLE, TELEPHONE NUMBER OF CONTACT PERSON CONCERNING DATA
SUBMITTED ON THIS FORM: Kelly Jo Irons, Associate Business Financial Analyst, (904) 548-5028

Signature of Official Submitting Report: *[Signature]*
Jon Patnam - Senior Business Financial Analyst

DATE COMPLETE 11/17/2009

Line No	Plant name	Supplier Name	Point of Delivery	Date of Delivery	Type Oil	Volume (Bbls)	Invoice Price (\$/Bbl)	Invoice Amount (\$)	Discount (\$)	Net Amount (\$)	Net Price (\$/Bbl)	Quality Adjustments (\$/Bbl)	Effective Purchase Price (\$/Bbl)	Additional Transportation Charges (\$/Bbl)	Other Charges incurred (\$/Bbl)	Delivered Price (\$/Bbl)
(a)	(b)	(c)	(d)	(e)	(f)	(g)	(h)	(i)	(j)	(k)	(l)	(m)	(n)	(o)	(p)	(q)
1	Bartow Steam Plant	RIO Energy International Inc.	FACILITY	10/2009	FO6	115,000.0	\$73.5694	\$8,460,480.41	\$0.0000	\$8,460,480.41	\$73.5694	(\$0.1308)	\$73.4386	\$0.0000	(\$3.3311)	\$64.6075
2	Bayboro Peakers	Transfer Facility	FACILITY	10/2009	FO2	7,428.0	\$125.5740	\$932,509.53	\$0.0000	\$932,509.53	\$125.5740	\$0.0000	\$125.5740	\$0.0000	\$0.0000	\$125.5740
3	Crystal River	Transfer Facility	FACILITY	10/2009	FO2	9,673.2	\$118.7520	\$1,148,712.98	\$0.0000	\$1,148,712.98	\$118.7520	\$0.0000	\$118.7520	\$0.0000	\$0.0000	\$118.7520
4	DeBary Peakers	Indigo Energy Partners	FACILITY	10/2009	FO2	177.3	\$90.2460	\$15,997.17	\$0.0000	\$15,997.17	\$90.2460	\$0.0000	\$90.2460	\$2.2260	\$0.0000	\$92.4720
5	DeBary Peakers	Transfer Facility	FACILITY	10/2009	FO2	24,707.0	\$119.6991	\$2,957,411.36	\$0.0000	\$2,957,411.36	\$119.6991	\$0.0000	\$119.6991	\$0.0000	\$0.0000	\$119.6991
6	Intercession City Peakers (FL)	Mansfield Oil Company of Gainesville Inc.	FACILITY	10/2009	FO2	9,882.6	\$82.8539	\$818,815.95	\$0.0000	\$818,815.95	\$82.8539	\$0.0000	\$82.8539	\$0.0000	\$0.0000	\$82.8539
7	Martin Gas Terminal	Martin Product Sales	FACILITY	10/2009	FO2	16,704.6	\$87.5537	\$1,462,551.97	\$0.0000	\$1,462,551.97	\$87.5537	\$0.0000	\$87.5537	\$3.7758	\$0.1002	\$91.4377
8	Turner Peakers	Automated Petroleum & Energy Company	FACILITY	10/2009	FO2	2,691.7	\$90.0879	\$242,489.60	\$0.0000	\$242,489.60	\$90.0879	\$0.0000	\$90.0879	\$1.5727	\$0.0000	\$91.6606
9	Turner Peakers	Hightower Petroleum Corp	FACILITY	10/2009	FO2	2,592.8	\$89.0377	\$230,856.95	\$0.0000	\$230,856.95	\$89.0377	\$0.0000	\$89.0377	\$1.5727	\$0.0000	\$90.6104
10	Turner Peakers	Indigo Energy Partners	FACILITY	10/2009	FO2	2,469.4	\$89.5528	\$221,141.68	\$0.0000	\$221,141.68	\$89.5528	\$0.0000	\$89.5528	\$1.5727	\$0.0000	\$91.1255

DOCUMENT NUMBER-DATE


11752 DEC-4 8

FPS-COMMISSION CLERK

MONTHLY REPORT OF COST AND QUALITY OF COAL FOR ELECTRIC PLANTS
ORIGIN, TONNAGE, DELIVERED PRICE AND AS RECEIVED QUALITY

**SPECIFIED
CONFIDENTIAL**

Report For: 10/2009
Reporting Company: Florida Power Corporation
Plant Name: Crystal River

NAME, TITLE, TELEPHONE NUMBER OF CONTACT PERSON CONCERNING DATA
SUBMITTED ON THIS FORM: Kelly Jo Irons, Associate Business Financial Analyst, (919) 546-5028
Signature of Official Submitting Report: 

Jon Pulham - Senior Business Financial Analyst

DATE COMPLETED 11/17/2009

As Received Coal Quality

Line No	Supplier Name	Mine Location	Purchase Type	Transportation Mode	Number Primary Shipping Units	Tons	Effective Purchase Price (\$/Ton)	Total Transportation Cost (\$/Ton)	F.O.B. Plant Price (\$/Ton)	Percent Sulfur (%)	BTU Content (BTU/LB)	Percent Ash (%)	Percent Moisture (%)
(a)	(b)	(c)	(d)	(e)	(f)	(g)	(h)	(i)	(j)	(k)	(l)	(m)	(n)
1	Alpha Coal Sales Co. LLC	8,KY,119	LTC	UR	4	22,910.3	\$111.254	\$30.047	\$141.301	0.66	12,423	9.16	6.82
2	B&W Resources Inc	8,KY,51	LTC	UR	1	11,768.8	\$111.320	\$27.898	\$139.218	1.04	12,144	11.32	6.79
3	B&W Resources Inc	8,KY,51	MTC	UR	5	34,671.9	\$49.478	\$27.902	\$77.380	1.03	12,053	12.17	6.67
4	Constellation Energy Commodities Group Inc.	8,KY,195	MTC	UR	2	23,168.1	\$51.653	\$28.858	\$80.511	0.98	12,213	11.29	6.40
5	Constellation Energy Commodities Group Inc.	8,KY,195	MTC	UR	1	116.7	\$52.500	\$28.722	\$81.222	0.83	12,903	8.39	6.10
6	ICG LLC	8,KY,193	MTC	UR	4	34,974.6	\$48.176	\$29.684	\$77.860	1.06	12,112	11.99	6.03
7	ICG LLC	8,VA,105	LTC	UR	2	11,406.2	\$116.000	\$27.902	\$142.902	0.69	12,863	6.84	7.61
8	Massey Utility Sales Company	8,WV,5	LTC	UR	1	9,664.1	\$49.125	\$30.997	\$80.121	0.94	11,808	13.90	6.31
9	Massey Utility Sales Company	8,WV,5	LTC	UR	2	116.9	\$113.916	\$31.465	\$145.381	0.70	12,451	12.29	5.67
10	MC Mining LLC	8,KY,195	LTC	UR	2	22,632.6	\$69.749	\$26.172	\$87.921	0.62	12,611	8.34	7.30
11	Transfer Facility	N/A	N/A	OB	2	32,041.5	\$84.234	\$36.850	\$121.084	0.60	11,326	12.06	10.49
12	Transfer Facility	N/A	N/A	OB	2	32,252.3	\$85.333	\$40.805	\$126.137	0.55	11,101	10.73	12.27
13	Trinity Coal Marketing LLC	8,KY,71	LTC	UR	1	114.8	\$112.000	\$28.467	\$140.467	0.99	12,056	10.86	7.15

DECLASSIFIED

MONTHLY REPORT OF COST AND QUALITY OF COAL FOR ELECTRIC PLANTS
ORIGIN, TONNAGE, DELIVERED PRICE AND AS RECEIVED QUALITY

**SPECIFIED
CONFIDENTIAL**

Report For: 10/2009
Reporting Company: Florida Power Corporation
Plant Name: IMT (Intl Marine Terminal)

NAME, TITLE, TELEPHONE NUMBER OF CONTACT PERSON CONCERNING DATA
SUBMITTED ON THIS FORM: Kelly Jo Irons, Associate Business Financial Analyst, (919) 546-3028
Signature of Official Submitting Report: _____

[Handwritten Signature]
Jon Putnam - Senior Business Financial Analyst

DATE COMPLETED 11/17/2009

As Received Coal Quality


Line No.	Supplier Name	Mine Location	Purchase Type	Transportation Mode	Number Primary Shipping Units	Tons	Effective Purchase Price (\$/Ton)	Total Transportation Cost (\$/Ton)	F.O.B. Plant Price (\$/Ton)	Percent Sulfur (%)	BTU Content (BTU/LB)	Percent Ash (%)	Percent Moisture (%)
(a)	(b)	(c)	(d)	(e)	(f)	(g)	(h)	(i)	(j)	(k)	(l)	(m)	(n)
1	Glencore Ltd.	99,IM,45	MTC	OC	1	78,552.0	\$62.630	\$3.500	\$66.130	0.50	12,317	6.61	7.90

DECLASSIFIED

MONTHLY REPORT OF COST AND QUALITY OF COAL FOR ELECTRIC PLANTS
ORIGIN, TONNAGE, DELIVERED PRICE AND AS RECEIVED QUALITY

**SPECIFIED
CONFIDENTIAL**

Report For: 10/2009
Reporting Company: Florida Power Corporation
Plant Name: US United Bulk Terminal

NAME, TITLE, TELEPHONE NUMBER OF CONTACT PERSON CONCERNING DATA
SUBMITTED ON THIS FORM: Kelly Jo Irons, Associate Business Financial Analyst, (914) 546-5028
Signature of Official Submitting Report: 
John Putnam - Senior Business Financial Analyst

DATE COMPLETED 11/17/2009

As Received Coal Quality


Line No.	Supplier Name	Mine Location	Purchase Type	Transportation Mode	Number Primary Shipping Units	Tons	Effective Purchase Price (\$/Ton)	Total Transportation Cost (\$/Ton)	F.O.B. Plant Price (\$/Ton)	Percent Sulfur (%)	BTU Content (BTU/LB)	Percent Ash (%)	Percent Moisture (%)
1	Apex Coal Sales	8,WV,45	LTC	RB	13	15,633.4	\$40,500	\$10,605	\$51,105	0.49	9,762	28.77	5.54
2	Coalsales LLC	17,CO,107	LTC	RB	45	30,464.6	\$72,575	\$12,491	\$85,066	0.47	11,100	10.32	10.75
3	Coalsales LLC	17,CO,107	LTC	RB	28	38,772.3	\$92,768	\$9,696	\$102,464	0.47	11,123	10.34	10.57
4	Constellation Energy Commodities Group Inc.	8,WV,45	S	RB	15	17,825.4	\$61,918	\$10,066	\$72,884	0.91	12,099	12.76	6.28
5	Keystone Industries LLC	8,WV,39	MTC	RB	6	5,312.7	\$64,685	\$10,784	\$75,369	0.69	12,122	11.17	8.28
6	Magnum Coal Sales LLC	8,WV,45	LTC	RB	21	17,897.0	\$58,650	\$10,809	\$69,459	0.69	12,176	12.98	5.76
7	Oak Hill Corporation	N/A	LTC	RB	20	24,470.2	\$89,937	\$10,824	\$100,761	0.96	12,057	10.96	7.03
8	Patriot Coal Sales	8,WV,39	LTC	RB	41	34,175.2	\$59,697	\$10,807	\$70,404	0.68	12,094	13.30	6.06
9	Transfer Facility	N/A	N/A	RB	3	5,307.9	\$73,809	\$13,760	\$87,569	0.55	12,575	8.76	7.26

DECLASSIFIED

MONTHLY REPORT OF COST AND QUALITY OF COAL FOR ELECTRIC PLANTS ORIGIN, TONNAGE, DELIVERED PRICE AND AS RECEIVED QUALITY

**SPECIFIED
CONFIDENTIAL**

Report For: 10/2009
 Reporting Company: Florida Power Corporation
 Plant Name: Crystal River

NAME, TITLE, TELEPHONE NUMBER OF CONTACT PERSON CONCERNING DATA
 SUBMITTED ON THIS FORM: Kelly Jo Irons, Associate Business Financial Analyst, (919) 546-5028
 Signature of Official Submitting Report: 

Jon Putnam - Senior Business Financial Analyst

DATE COMPLETED 11/17/2009

Line No.	Supplier Name	Mine Location	Purchase Type	Tons	F.O.B Mine Price (\$/Ton)	Short Haul & Loading Charges (\$/Ton)	Original Invoice Price (\$/Ton)	Retro-active Price Inc(Dec) (\$/Ton)	Base Price (\$/Ton)	Quality Adjust-ments (\$/Ton)	Effective Purchase Price (\$/Ton)
(a)	(b)	(c)	(d)	(e)	(f)	(g)	(h)	(i)	(j)	(k)	(l)
1	Alpha Coal Sales Co. LLC	8,KY,119	LTC	11,234.1	\$111.000	\$0.000	\$111.000	\$0.000	\$111.000	\$0.519	\$111.519
2	B&W Resources Inc	8,KY,51	LTC	11,768.8	\$110.000	\$0.000	\$110.000	\$0.000	\$110.000	\$1.320	\$111.320
3	B&W Resources Inc	8,KY,51	MTC	34,554.2	\$50.170	\$0.000	\$50.170	\$0.000	\$50.170	(\$0.612)	\$49.559
4	Constellation Energy Commodities Group Inc.	8,KY,195	MTC	23,168.1	\$52.500	\$0.000	\$52.500	\$0.000	\$52.500	(\$0.847)	\$51.653
5	ICG LLC	8,KY,193	MTC	35,026.5	\$48.399	\$0.000	\$48.399	\$0.000	\$48.399	(\$0.556)	\$47.843
6	ICG LLC	8,VA,105	LTC	11,520.3	\$115.000	\$0.000	\$115.000	\$0.000	\$115.000	\$0.000	\$115.000
7	Massey Utility Sales Company	8,WV,5	LTC	20,450.0	\$51.277	\$0.000	\$51.277	\$0.000	\$51.277	(\$0.459)	\$50.818
8	MC Mining LLC	8,KY,195	LTC	22,974.4	\$59.000	\$0.000	\$59.000	\$0.000	\$59.000	\$0.749	\$59.749


DECLASSIFIED

FPSC FORM 423-2(a)

MONTHLY REPORT OF COST AND QUALITY OF COAL FOR ELECTRIC
PLANTS ORIGIN, TONNAGE, DELIVERED PRICE AND AS RECEIVED QUALITY

**SPECIFIED
CONFIDENTIAL**

Report For: 10/2009
Reporting Company: Florida Power Corporation
Plant Name: IMT (Intl Marine Terminal)

NAME, TITLE, TELEPHONE NUMBER OF CONTACT PERSON CONCERNING DATA
SUBMITTED ON THIS FORM: Kelly Jo Irons, Associate Business Financial Analyst, (919) 546-5028
Signature of Official Submitting Report 

Jon Putnam - Senior Business Financial Analyst

DATE COMPLETED 11/17/2009

Line No.	Supplier Name	Mine Location	Purchase Type	Tons	F.O.B Mine Price (\$/Ton)	Short Haul & Loading Charges (\$/Ton)	Original Invoice Price (\$/Ton)	Retro-active Price Inc(Dec) (\$/Ton)	Base Price (\$/Ton)	Quality Adjust-ments (\$/Ton)	Effective Purchase Price (\$/Ton)
(a)	(b)	(c)	(d)	(e)	(f)	(g)	(h)	(i)	(j)	(k)	(l)
1	Glencore Ltd.	99,IM,45	MTC	78,552.0	\$63.000	\$0.000	\$63.000	\$0.000	\$63.000	(\$0.370)	\$62.630

DECLASSIFIED

MONTHLY REPORT OF COST AND QUALITY OF COAL FOR ELECTRIC PLANTS ORIGIN, TONNAGE, DELIVERED PRICE AND AS RECEIVED QUALITY

**SPECIFIED
CONFIDENTIAL**

Report For: 10/2009
 Reporting Company: Florida Power Corporation
 Plant Name: US United Bulk Terminal

NAME, TITLE, TELEPHONE NUMBER OF CONTACT PERSON CONCERNING DATA
 SUBMITTED ON THIS FORM: Kelly Jo Irons, Associate Business Financial Analyst, (919) 546-5028
 Signature of Official Submitting Report

[Handwritten Signature]
 Jon Putnam - Senior Business Financial Analyst

DATE COMPLETED 11/17/2009


Line No.	Supplier Name	Mine Location	Purchase Type	Tons	F.O.B Mine Price (\$/Ton)	Short Haul & Loading Charges (\$/Ton)	Original Invoice Price (\$/Ton)	Retro-active Price Inc(Dec) (\$/Ton)	Base Price (\$/Ton)	Quality Adjustments (\$/Ton)	Effective Purchase Price (\$/Ton)
(a)	(b)	(c)	(d)	(e)	(f)	(g)	(h)	(i)	(j)	(k)	(l)
1	Apex Coal Sales	8,WV,45	LTC	10,391.1	\$40.500	\$0.000	\$40.500	\$0.000	\$40.500	\$0.000	\$40.500
2	Coalsales LLC	17,CO,107	LTC	52,887.0	\$74.950	\$0.000	\$74.950	\$0.000	\$74.950	(\$1.590)	\$73.360
3	Coalsales LLC	17,CO,107	LTC	46,799.1	\$94.500	\$0.000	\$94.500	\$0.000	\$94.500	(\$1.811)	\$92.689
4	Constellation Energy Commodities Group Inc.	8,WV,45	S	16,241.1	\$62.050	\$0.000	\$62.050	\$0.000	\$62.050	(\$0.145)	\$61.905
5	Keystone Industries LLC	8,WV,39	MTC	5,301.9	\$64.250	\$0.000	\$64.250	\$0.000	\$64.250	\$0.500	\$64.750
6	Magnum Coal Sales LLC	8,WV,45	LTC	19,086.1	\$59.074	\$0.000	\$59.074	\$0.000	\$59.074	(\$0.435)	\$58.639
7	Oak Hill Corporation	N/A	LTC	15,618.4	\$90.261	\$0.000	\$90.261	\$0.000	\$90.261	(\$0.160)	\$90.101
8	Patriot Coal Sales	8,WV,39	LTC	39,255.3	\$59.074	\$0.000	\$59.074	\$0.000	\$59.074	\$0.455	\$59.529

DECLASSIFIED

MONTHLY REPORT OF COST AND QUALITY OF COAL FOR ELECTRIC PLANTS
ORIGIN, TONNAGE, DELIVERED PRICE AND AS RECEIVED QUALITY

**SPECIFIED
CONFIDENTIAL**

Report For: 10/2009
Reporting Company: Florida Power Corporation
Plant Name: Crystal River

NAME, TITLE, TELEPHONE NUMBER OF CONTACT PERSON CONCERNING DATA
SUBMITTED ON THIS FORM: Kelly Jo Irons, Associate Business Financial Analyst, (919) 546-5028
Signature of Official Submitting Report: 

Jon Punham Senior Business Financial Analyst

DATE COMPLETED: 11/17/2009


Line No.	Supplier Name	Mine Location	Shipping Point	Transportation Mode	Tons	Effective Purchase Price (\$/Ton)	Additional Short Haul & Loading Charges (\$/Ton)	Rail Charges			Waterborne Charges			Total Transportation Charges (\$/Ton)	F.O.B. Plant Price (\$/Ton)
								Rail Rate (\$/Ton)	Other Charges Incurred (\$/Ton)	River Barge Rate (\$/Ton)	Trans-loading Rate (\$/Ton)	Ocean Barge Rate (\$/Ton)	Other Charges Incurred (\$/Ton)		
(a)	(b)	(c)	(d)	(e)	(f)	(g)	(h)	(i)	(j)	(k)	(l)	(m)	(n)	(o)	(p)
1	Alpha Coal Sales Co. LLC	8,KY,119	Yellow Creek	UR	22,910.3	\$111.254	\$0.000	\$28.423	\$1.624	\$0.000	\$0.000	\$0.000	\$0.000	\$30.047	\$141.301
2	B&W Resources Inc	8,KY,51	Resource	UR	46,440.7	\$65.150	\$0.000	\$26.563	\$1.338	\$0.000	\$0.000	\$0.000	\$0.000	\$27.901	\$93.051
3	Constellation Energy Commodities Group Inc.	8,KY,195	Damron Fork	UR	23,168.1	\$51.853	\$0.000	\$26.700	\$2.158	\$0.000	\$0.000	\$0.000	\$0.000	\$28.858	\$80.511
4	Constellation Energy Commodities Group Inc.	8,KY,195	Myra	UR	116.7	\$52.500	\$0.000	\$27.370	\$1.352	\$0.000	\$0.000	\$0.000	\$0.000	\$28.722	\$81.222
5	ICG LLC	8,KY,193	Typo	UR	34,974.6	\$48.176	\$0.000	\$28.336	\$1.348	\$0.000	\$0.000	\$0.000	\$0.000	\$29.684	\$77.860
6	ICG LLC	8,VA,105	Mayflower CSX	UR	11,406.2	\$115.000	\$0.000	\$26.564	\$1.338	\$0.000	\$0.000	\$0.000	\$0.000	\$27.902	\$142.902
7	Massey Utility Sales Company	8,WV,5	Holbrook	UR	9,664.1	\$49.125	\$0.000	\$28.570	\$2.427	\$0.000	\$0.000	\$0.000	\$0.000	\$30.997	\$80.121
8	Massey Utility Sales Company	8,WV,5	Sylvester	UR	116.9	\$113.918	\$0.000	\$29.280	\$2.185	\$0.000	\$0.000	\$0.000	\$0.000	\$31.465	\$145.381
9	MC Mining LLC	8,KY,195	Scotts Branch	UR	22,632.6	\$59.749	\$0.000	\$26.700	\$1.472	\$0.000	\$0.000	\$0.000	\$0.000	\$28.172	\$87.921
10	Transfer Facility	N/A	IMT (Intl Marine Terminal)	OB	32,041.5	\$84.234	\$0.000	\$0.000	\$0.000	\$0.000	\$0.000	\$7.238	\$29.613	\$36.850	\$121.084
11	Transfer Facility	N/A	US United Bulk Terminal	OB	32,252.3	\$85.333	\$0.000	\$0.000	\$0.000	\$0.000	\$3.200	\$7.859	\$29.645	\$40.805	\$126.137
12	Trinity Coal Marketing LLC	8,KY,71	Banner	UR	114.8	\$112.000	\$0.000	\$27.060	\$1.407	\$0.000	\$0.000	\$0.000	\$0.000	\$28.467	\$140.467

DECLASSIFIED

MONTHLY REPORT OF COST AND QUALITY OF COAL FOR ELECTRIC PLANTS
ORIGIN, TONNAGE, DELIVERED PRICE AND AS RECEIVED QUALITY

**SPECIFIED
CONFIDENTIAL**

Report For: 10/2009
Reporting Company: Florida Power Corporation
Plant Name: IMT (Intl Marine Terminal)

NAME, TITLE, TELEPHONE NUMBER OF CONTACT PERSON CONCERNING DATA
SUBMITTED ON THIS FORM: Kelly Jo Irons, Associate Business Financial Analyst, (916) 346-5028
Signature of Official Submitting Report: 

Jon Putnam - Senior Business Financial Analyst

DATE COMPLETED: 11/17/2009

Line No.	Supplier Name	Mine Location	Shipping Point	Transportation Mode	Tons	Effective Purchase Price (\$/Ton)	Additional Short Haul & Loading Charges (\$/Ton)	Rail Charges		Waterborne Charges				Total Transportation Charges (\$/Ton)	F.O.B. Plant Price (\$/Ton)
								Rail Rate (\$/Ton)	Other Charges (\$/Ton)	River Barge Rate (\$/Ton)	Trans-loading Rate (\$/Ton)	Ocean Barge Rate (\$/Ton)	Other Charges (\$/Ton)		
(a)	(b)	(c)	(d)	(e)	(f)	(g)	(h)	(i)	(j)	(k)	(l)	(m)	(n)	(o)	(p)
1	Glencore Ltd.	99JM,45	La Jagua	OC	78,552.0	\$62.630	\$0.000	\$0.000	\$0.000	\$0.000	\$3.500	\$0.000	\$0.000	\$3.500	\$68.130

DECLASSIFIED

MONTHLY REPORT OF COST AND QUALITY OF COAL FOR ELECTRIC PLANTS
ORIGIN, TONNAGE, DELIVERED PRICE AND AS RECEIVED QUALITY

**SPECIFIED
CONFIDENTIAL**

Report For: 10/2009
Reporting Company: Florida Power Corporation
Plant Name: US United Bulk Terminal

NAME, TITLE, TELEPHONE NUMBER OF CONTACT PERSON CONCERNING DATA
SUBMITTED ON THIS FORM. Kelly Jo Irons, Associate Business Financial Analyst, (919) 546-5028
Signature of Official Submitting Report: _____

Jon Putnam - Senior Business Financial Analyst

DATE COMPLETED: 11/17/2009

Line No.	Supplier Name	Mine Location	Shipping Point	Transportation Mode	Tons	Effective Purchase Price (\$/Ton)	Short Haul & Loading Charges (\$/Ton)	Rail Charges		Waterborne Charges				Total Transportation Charges (\$/Ton)	F.O.B. Plant Price (\$/Ton)	
								Rail Rate (\$/Ton)	Other Charges (\$/Ton)	River Barge Rate (\$/Ton)	Trans-loading Rate (\$/Ton)	Ocean Barge Rate (\$/Ton)	Other Charges (\$/Ton)			
(a)	(b)	(c)	(d)	(e)	(f)	(g)	(h)	(i)	(j)	(k)	(l)	(m)	(n)	(o)	(p)	
1	Apex Coal Sales	8,WV,45	Big Sandy River	RB	15,633.4	\$40,500	\$0.000	\$0.000	\$0.000	\$0.000	\$10.828	\$0.000	\$0.000	(\$0.223)	\$10.605	\$51.105
2	Coalsales LLC	17,CO,107	Cahokia Colorado	RB	30,464.6	\$72,575	\$0.000	\$0.000	\$0.000	\$10.230	\$0.000	\$0.000	\$2.261	\$12.491	\$85.066	
3	Coalsales LLC	17,CO,107	Cahokia Colorado	RB	38,772.3	\$92,788	\$0.000	\$0.000	\$0.000	\$10.588	\$0.000	\$0.000	(\$0.893)	\$9.696	\$102.464	
4	Constellation Energy Commodities Group Inc.	8,WV,45	Big Sandy River	RB	17,825.4	\$81,918	\$0.000	\$0.000	\$0.000	\$10.903	\$0.000	\$0.000	\$0.063	\$10.966	\$72.884	
5	Keystone Industries LLC	8,WV,39	Kanawha River	RB	5,312.7	\$94,585	\$0.000	\$0.000	\$0.000	\$10.730	\$0.000	\$0.000	\$0.054	\$10.784	\$75.369	
6	Magnum Coal Sales LLC	8,WV,45	Kanawha River	RB	17,897.0	\$58,650	\$0.000	\$0.000	\$0.000	\$10.730	\$0.000	\$0.000	\$0.079	\$10.809	\$69.459	
7	Oak Hill Corporation	N/A	Big Sandy River	RB	24,470.2	\$89,937	\$0.000	\$0.000	\$0.000	\$10.824	\$0.000	\$0.000	\$0.000	\$10.824	\$100.761	
8	Patriot Coal Sales	8,WV,39	Kanawha River	RB	34,175.2	\$59,597	\$0.000	\$0.000	\$0.000	\$10.730	\$0.000	\$0.000	\$0.077	\$10.807	\$70.404	
9	Transfer Facility	N/A	Ceredo	RB	5,307.9	\$73,809	\$0.000	\$0.000	\$0.000	\$10.730	\$0.000	\$0.000	\$3.050	\$13.780	\$87.589	

DECLASSIFIED