



REDACTED

December 2, 2009

Via U.S. Mail  
Ms. Ann Cole  
Commission Clerk  
Florida Public Service Commission  
2540 Shumard Oak Boulevard  
Tallahassee, Florida 32399-0850

Re: Docket No. 090001-EI

Dear Ms. Cole:

Enclosed for filing on behalf of Progress Energy Florida, Inc. are an original plus seven (7) copies of FPSC 423 forms for the month of October, 2009, along with Progress Energy Florida, Inc.'s Request for Specified Confidential Treatment. Forms 423-1A, 423-2, 423-2A, 423-2B, and 423-2C contained in this filing have been edited to delete certain confidential information. An unedited copy of the 423 forms has been submitted for filing under separate cover.

Thank you for your assistance in this matter and if you have any questions, please feel free to contact me at (727)820-5184.

COM \_\_\_\_\_  
APA / \_\_\_\_\_  
ECR / \_\_\_\_\_  
GCL / \_\_\_\_\_  
RAD / \_\_\_\_\_  
SSC \_\_\_\_\_  
ADM \_\_\_\_\_  
OPC \_\_\_\_\_  
CLK \_\_\_\_\_

Sincerely,

John Burnett  
Associate General Counsel

JB/emc  
Enclosures  
cc: Parties of record


DOCUMENT NUMBER-DATE  
11753 DEC-4-09

Progress Energy Florida, Inc.

CERTIFICATE OF SERVICE

Docket No. 090001-EI

I HEREBY CERTIFY that a true copy of Progress Energy Florida, Inc.'s FPSC 423 Forms for the month of October, 2009 have been furnished to the following individuals via U.S. Mail on this 2nd day of December, 2009.



---

Attorney

James W. Brew  
Brickfield, Burchette, Ritts & Stone, P.C.  
1025 Thomas Jefferson St. NW  
8<sup>th</sup> Floor, West Tower  
Washington, DC 20007-5201

Keino Young  
Lisa Bennett, Esq.  
Florida Public Service Commission  
2540 Shumard Oak Blvd.  
Tallahassee, FL 32399-0850

Lee L. Willis, Esq.  
James D. Beasley, Esq.  
Ausley & McMullen  
P.O. Box 391  
Tallahassee, FL 32302

Susan D. Ritenour  
Gulf Power Company  
One Energy Place  
Pensacola, FL 32520-0780

Jeffrey A. Stone  
Russell A. Badders  
Steven R. Griffin  
Beggs & Lane  
P.O. Box 12950  
Pensacola, FL 32591

Ms. Paula K. Brown  
Regulatory Affairs  
Tampa Electric Company  
P.O. Box 111  
Tampa, FL 33601-0111

Norman Horton, Jr.  
Messer, Caparello & Self, P.A.  
P.O. Box 15579  
Tallahassee, FL 32317

Joseph A. McGlothlin, Esq.  
Office of Public Counsel  
111 W. Madison St., Room 812  
Tallahassee, FL 32399

Florida Industrial Power Users Group  
John W. McWhirter, Jr.  
McWhirter, Reeves & Davidson, P.A.  
PO Box 3350  
Tampa, FL 33601-3350

Curtis Young  
Florida Public Utilities Company  
P.O. Box 3395  
West Palm Beach, FL 33402-3395

Florida Power & Light Co.  
John T. Butler  
700 Universe Blvd.  
Juno Beach, FL 33408-0420

Charlie Beck  
Office of Public Counsel  
111 W. Madison Street, #812  
Tallahassee, FL 32399-1400

Florida Power & Light Co.  
R. Wade Litchfield  
215 s. Monroe Street, Suite 810  
Tallahassee, FL 32301-1859

Progress Energy Florida, Inc.  
Docket No. 090001-EI

Request for Specified Confidential Treatment

---

**423 Forms for October, 2009**

**CONFIDENTIAL COPY**

(Confidential information denoted with shading)

---

DOCUMENT NUMBER-DATE

11753 DEC-4 8

FPSC-COMMISSION CLEAR

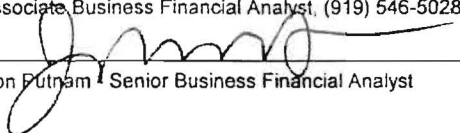
MONTHLY REPORT OF COST AND QUALITY OF OIL FOR ELECTRIC PLANTS  
ORIGIN, VOLUME, DELIVERED PRICE AND AS RECEIVED QUALITY

**SPECIFIED  
CONFIDENTIAL**

Report For: 10/2009  
Reporting Company: Florida Power Corporation

NAME, TITLE, TELEPHONE NUMBER OF CONTACT PERSON CONCERNING DATA  
SUBMITTED ON THIS FORM: Kelly Jo Irons, Associate Business Financial Analyst, (919) 546-5028

Signature of Official Submitting Report: \_\_\_\_\_

  
Jon Putnam Senior Business Financial Analyst

DATE COMPLETED 11/17/2009

Line No.	Plant name	Supplier Name	Shipping Point	Purchase Type	Point of Delivery	Date of Delivery	Type Fuel Oil	Sulfur Level (%)	BTU Content (Btu/gal)	Volume (Bbls)	Delivered Price (\$/Bbl)
(a)	(b)	(c)	(d)	(e)	(f)	(g)	(h)	(i)	(j)	(k)	(l)
1	Bartow Steam Plant	RIO Energy International Inc.	Houston, TX	LTC	FACILITY	10/2009	FO6	1.42	154,480	115,000.0	\$64.6075
2	Bayboro Peakers	Transfer Facility	Martin Gas Terminal	N/A	FACILITY	10/2009	FO2	0.01	138,849	7,426.0	\$125.5740
3	Crystal River	Transfer Facility	Martin Gas Terminal	N/A	FACILITY	10/2009	FO2	0.01	138,524	9,673.2	\$118.7520
4	DeBary Peakers	Indigo Energy Partners	Tampa, FL	S	FACILITY	10/2009	FO2	0.05	138,000	177.3	\$92.4720
5	DeBary Peakers	Transfer Facility	Martin Gas Terminal	N/A	FACILITY	10/2009	FO2	0.01	138,871	24,707.0	\$119.6991
6	Intersession City Peakers (FL)	Mansfield Oil Company of Gainesville Inc.	Tampa, FL	LTC	FACILITY	10/2009	FO2	0.00	137,313	9,882.6	\$82.8539
7	Martin Gas Terminal	Martin Product Sales	Pascagoula, MS	S	FACILITY	10/2009	FO2	0.04	139,069	16,704.6	\$91.4377
8	Turner Peakers	Automated Petroleum & Energy Company	Tampa, FL	S	FACILITY	10/2009	FO2	0.05	138,000	2,691.7	\$91.9606
9	Turner Peakers	Hightower Petroleum Corp	Taft, FL	S	FACILITY	10/2009	FO2	0.05	138,000	2,592.8	\$90.9104
10	Turner Peakers	Indigo Energy Partners	Tampa, FL	S	FACILITY	10/2009	FO2	0.05	138,000	2,469.4	\$91.4255

DOCUMENT NUMBER - DATE

11753 DEC-4 8

FPSC-COMMISSION CLERK



MONTHLY REPORT OF COST AND QUALITY OF COAL FOR ELECTRIC PLANTS  
ORIGIN, TONNAGE, DELIVERED PRICE AND AS RECEIVED QUALITY

**SPECIFIED  
CONFIDENTIAL**

Report For: 10/2009  
Reporting Company: Florida Power Corporation  
Plant Name: Crystal River

NAME, TITLE, TELEPHONE NUMBER OF CONTACT PERSON CONCERNING DATA  
SUBMITTED ON THIS FORM: Kelly Jo Irons, Associate Business Financial Analyst, (919) 546-5028  
Signature of Official Submitting Report: \_\_\_\_\_

*Jon Putnam*  
Jon Putnam - Senior Business Financial Analyst

DATE COMPLETED 11/17/2009

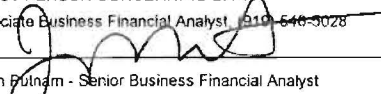
As Received Coal Quality

Line No.	Supplier Name	Mine Location	Purchase Type	Transportation Mode	Number Primary Shipping Units	Tons	Effective Purchase Price (\$/Ton)	Total Transportation Cost (\$/Ton)	F.O.B. Plant Price (\$/Ton)	Percent Sulfur (%)	BTU Content (BTU/LB)	Percent Ash (%)	Percent Moisture (%)
(a)	(b)	(c)	(d)	(e)	(f)	(g)	(h)	(i)	(j)	(k)	(l)	(m)	(n)
1	Alpha Coal Sales Co. LLC	8,KY,119	LTC	UR	4	22,910.3			\$141.301	0.66	12,423	9.16	6.82
2	B&W Resources Inc	8,KY,51	LTC	UR	1	11,768.8			\$139.218	1.04	12,144	11.32	6.79
3	B&W Resources Inc	8,KY,51	MTC	UR	5	34,671.9			\$77.380	1.03	12,053	12.17	6.67
4	Constellation Energy Commodities Group Inc.	8,KY,195	MTC	UR	2	23,168.1			\$80.511	0.98	12,213	11.29	6.40
5	Constellation Energy Commodities Group Inc.	8,KY,195	MTC	UR	1	116.7			\$81.222	0.83	12,903	8.39	6.10
6	ICG LLC	8,KY,193	MTC	UR	4	34,974.6			\$77.860	1.06	12,112	11.99	6.03
7	ICG LLC	8,VA,105	LTC	UR	2	11,406.2			\$142.902	0.69	12,863	6.84	7.61
8	Massey Utility Sales Company	8,WV,5	LTC	UR	1	9,664.1			\$80.121	0.94	11,808	13.90	6.31
9	Massey Utility Sales Company	8,WV,5	LTC	UR	2	116.9			\$145.381	0.70	12,451	12.29	5.67
10	MC Mining LLC	8,KY,195	LTC	UR	2	22,632.6			\$87.921	0.62	12,611	8.34	7.30
11	Transfer Facility	N/A	N/A	OB	2	32,041.5			\$121.084	0.60	11,326	12.06	10.49
12	Transfer Facility	N/A	N/A	OB	2	32,252.3			\$126.137	0.55	11,101	10.73	12.27
13	Trinity Coal Marketing LLC	8,KY,71	LTC	UR	1	114.8			\$140.467	0.99	12,056	10.86	7.15

MONTHLY REPORT OF COST AND QUALITY OF COAL FOR ELECTRIC PLANTS  
 ORIGIN, TONNAGE, DELIVERED PRICE AND AS RECEIVED QUALITY

**SPECIFIED  
 CONFIDENTIAL**

Report For: 10/2009  
 Reporting Company: Florida Power Corporation  
 Plant Name: IMT (Intl Manne Terminal)

NAME, TITLE, TELEPHONE NUMBER OF CONTACT PERSON CONCERNING DATA  
 SUBMITTED ON THIS FORM: Kelly Jo Irons, Associate Business Financial Analyst, 919-548-3028  
 Signature of Official Submitting Report:   
 Jon Putnam - Senior Business Financial Analyst

DATE COMPLETED 11/17/2009


As Received Coal Quality

Line No.	Supplier Name	Mine Location	Purchase Type	Transportation Mode	Number Primary Shipping Units	Tons	Effective Purchase Price (\$/Ton)	Total Transportation Cost (\$/Ton)	F O B. Plant Price (\$/Ton)	Percent Sulfur (%)	BTU Content (BTU/LB)	Percent Ash (%)	Percent Moisture (%)
(a)	(b)	(c)	(d)	(e)	(f)	(g)	(h)	(i)	(j)	(k)	(l)	(m)	(n)
1	Glencore Ltd	99,IM,45	MTC	OC	1	78,552.0			\$86.130	0.50	12,317	6.61	7.90

MONTHLY REPORT OF COST AND QUALITY OF COAL FOR ELECTRIC PLANTS  
ORIGIN, TONNAGE, DELIVERED PRICE AND AS RECEIVED QUALITY

**SPECIFIED  
CONFIDENTIAL**

Report For: 10/2009  
Reporting Company: Florida Power Corporation  
Plant Name: US United Bulk Terminal

NAME, TITLE, TELEPHONE NUMBER OF CONTACT PERSON CONCERNING DATA  
SUBMITTED ON THIS FORM: Kelly Jo Irons, Associate Business Financial Analyst, (919) 546-5028  
Signature of Official Submitting Report:   
Jon Putnam - Senior Business Financial Analyst

DATE COMPLETED 11/17/2009

As Received Coal Quality

Line No.	Supplier Name	Mine Location	Purchase Type	Transportation Mode	Number Primary Shipping Units	Tons	Effective Purchase Price (\$/Ton)	Total Transportation Cost (\$/Ton)	F.O.B. Plant Price (\$/Ton)	Percent Sulfur (%)	BTU Content (BTU/LB)	Percent Ash (%)	Percent Moisture (%)
(a)	(b)	(c)	(d)	(e)	(f)	(g)	(h)	(i)	(j)	(k)	(l)	(m)	(n)
1	Apex Coal Sales	8,WV,45	LTC	RB	13	15,633.4			\$51,105	0.49	9,762	28.77	5.54
2	Coalsales LLC	17,CO,107	LTC	RB	45	30,464.6			\$85,066	0.47	11,100	10.32	10.75
3	Coalsales LLC	17,CO,107	LTC	RB	28	38,772.3			\$102,464	0.47	11,123	10.34	10.57
4	Constellation Energy Commodities Group Inc.	8,WV,45	S	RB	15	17,825.4			\$72,884	0.91	12,099	12.76	6.28
5	Keystone industries LLC	8,WV,39	MTC	RB	6	5,312.7			\$75,369	0.69	12,122	11.17	8.28
6	Magnum Coal Sales LLC	8,WV,45	LTC	RB	21	17,897.0			\$69,459	0.69	12,176	12.98	5.76
7	Oak Hill Corporation	N/A	LTC	RB	20	24,470.2			\$100,761	0.96	12,057	10.96	7.03
8	Patrol Coal Sales	8,WV,39	LTC	RB	41	34,175.2			\$70,404	0.68	12,094	13.30	6.06
9	Transfer Facility	N/A	N/A	RB	3	5,307.9			\$87,589	0.55	12,575	8.76	7.26




FPSC FORM 423-2(a)

MONTHLY REPORT OF COST AND QUALITY OF COAL FOR ELECTRIC  
PLANTS ORIGIN, TONNAGE, DELIVERED PRICE AND AS RECEIVED QUALITY

**SPECIFIED  
CONFIDENTIAL**

Report For: 10/2009  
Reporting Company: Florida Power Corporation  
Plant Name: Crystal River

NAME, TITLE, TELEPHONE NUMBER OF CONTACT PERSON CONCERNING DATA  
SUBMITTED ON THIS FORM: Kelly Jo Irons, Associate Business Financial Analyst, (949) 646-5028  
Signature of Official Submitting Report 

Jon Putnam - Senior Business Financial Analyst

DATE COMPLETED 11/17/2009

Line No.	Supplier Name	Mine Location	Purchase Type	Tons	F.O.B Mine Price (\$/Ton)	Short Haul & Loading Charges (\$/Ton)	Original Invoice Price (\$/Ton)	Retro-active Price Inc(Dec) (\$/Ton)	Base Price (\$/Ton)	Quality Adjust-ments (\$/Ton)	Effective Purchase Price (\$/Ton)
(a)	(b)	(c)	(d)	(e)	(f)	(g)	(h)	(i)	(j)	(k)	(l)
1	Alpha Coal Sales Co. LLC	8,KY,119	LTC	11,234.1		\$0.000		\$0.000			
2	B&W Resources Inc	8,KY,51	LTC	11,768.8		\$0.000		\$0.000			
3	B&W Resources Inc	8,KY,51	MTC	34,554.2		\$0.000		\$0.000			
4	Constellation Energy Commodities Group Inc.	8,KY,195	MTC	23,168.1		\$0.000		\$0.000			
5	ICG LLC	8,KY,193	MTC	35,026.5		\$0.000		\$0.000			
6	ICG LLC	8,VA,105	LTC	11,520.3		\$0.000		\$0.000			
7	Massey Utility Sales Company	8,WV,5	LTC	20,450.0		\$0.000		\$0.000			
8	MC Mining LLC	8,KY,195	LTC	22,974.4		\$0.000		\$0.000			

FPSC FORM 423-2(a)

MONTHLY REPORT OF COST AND QUALITY OF COAL FOR ELECTRIC PLANTS ORIGIN, TONNAGE, DELIVERED PRICE AND AS RECEIVED QUALITY

**SPECIFIED  
CONFIDENTIAL**

Report For: 10/2009  
 Reporting Company: Florida Power Corporation  
 Plant Name: IMT (Intl Marine Terminal)

NAME, TITLE, TELEPHONE NUMBER OF CONTACT PERSON CONCERNING DATA  
 SUBMITTED ON THIS FORM: Kelly Jo Irons, Associate Business Financial Analyst, (919) 546-5028  
 Signature of Official Submitting Report: \_\_\_\_\_

*[Handwritten Signature]*  
 Jon Putnam - Senior Business Financial Analyst

DATE COMPLETED: 11/17/2009

Line No.	Supplier Name	Mine Location	Purchase Type	Tons	F.O.B Mine Price (\$/Ton)	Short Haul & Loading Charges (\$/Ton)	Original Invoice Price (\$/Ton)	Retro-active Price Inc(Dec) (\$/Ton)	Base Price (\$/Ton)	Quality Adjust-ments (\$/Ton)	Effective Purchase Price (\$/Ton)
(a)	(b)	(c)	(d)	(e)	(f)	(g)	(h)	(i)	(j)	(k)	(l)
1	Glencore Ltd.	99,IM,45	MTC	78,552.0	██████████	\$0.000	██████████	\$0.000	██████████	██████████	██████████

MONTHLY REPORT OF COST AND QUALITY OF COAL FOR ELECTRIC PLANTS ORIGIN, TONNAGE, DELIVERED PRICE AND AS RECEIVED QUALITY

**SPECIFIED  
CONFIDENTIAL**

Report For: 10/2009  
 Reporting Company: Florida Power Corporation  
 Plant Name: US United Bulk Terminal

NAME, TITLE, TELEPHONE NUMBER OF CONTACT PERSON CONCERNING DATA  
 SUBMITTED ON THIS FORM: Kelly Jo Irons, Associate Business Financial Analyst, (919) 546-5028  
 Signature of Official Submitting Report: \_\_\_\_\_

*[Handwritten Signature]*  
 Jon Putnarr - Senior Business Financial Analyst

DATE COMPLETED 11/17/2009

Line No.	Supplier Name	Mine Location	Purchase Type	Tons	F.O.B Mine Price (\$/Ton)	Short Haul & Loading Charges (\$/Ton)	Original Invoice Price (\$/Ton)	Retro-active Price Inc(Dec) (\$/Ton)	Base Price (\$/Ton)	Quality Adjust-ments (\$/Ton)	Effective Purchase Price (\$/Ton)
(a)	(b)	(c)	(d)	(e)	(f)	(g)	(h)	(i)	(j)	(k)	(l)
1	Apex Coal Sales	8,WV,45	LTC	10,391.1		\$0.000		\$0.000			
2	Coalsales LLC	17,CO,107	LTC	52,887.0		\$0.000		\$0.000			
3	Coalsales LLC	17,CO,107	LTC	46,799.1		\$0.000		\$0.000			
4	Constellation Energy Commodities Group Inc.	8,WV,45	S	16,241.1		\$0.000		\$0.000			
5	Keystone Industries LLC	8,WV,39	MTC	5,301.9		\$0.000		\$0.000			
6	Magnum Coal Sales LLC	8,WV,45	LTC	19,086.1		\$0.000		\$0.000			
7	Oak Hill Corporation	N/A	LTC	15,618.4		\$0.000		\$0.000			
8	Patriot Coal Sales	8,WV,39	LTC	39,255.3		\$0.000		\$0.000			





