



REDACTED

January 11, 2010

RECEIVED-FPSC

10 JAN 13 AM 11:11

COMMISSION
CLERK

Via U.S. Mail
Ms. Ann Cole
Commission Clerk
Florida Public Service Commission
2540 Shumard Oak Boulevard
Tallahassee, Florida 32399-0850

Re: Docket No. 090001-EI

Dear Ms. Cole:

Enclosed for filing on behalf of Progress Energy Florida, Inc. are an original plus seven (7) copies of FPSC 423 forms for the month of November, 2009, along with Progress Energy Florida, Inc.'s Request for Specified Confidential Treatment. Forms 423-1A, 423-2, 423-2A, 423-2B, and 423-2C contained in this filing have been edited to delete certain confidential information. An unedited copy of the 423 forms has been submitted for filing under separate cover.

Thank you for your assistance in this matter and if you have any questions, please feel free to contact me at (727)820-5184.

Sincerely,


John Burnett
Associate General Counsel

COM	_____
APA	_____
ECR	_____
GCL	_____
RAD	_____
SSC	_____
ADM	_____
OPC	_____
CLK	_____

JB/emc
Enclosures
cc: Parties of record

299 1st Avenue North, St. Petersburg, FL 33701 ☎ P.O. Box 14042, St. Petersburg, FL 33733
Phone: 727.820.5184 ☎ Fax: 727.820.5249 ☎ Email: john.burnett@pe.com

DOCUMENT NUMBER-DATE
00304 JAN 13 09


FPSC-COMMISSION CLERK

Progress Energy Florida, Inc.

CERTIFICATE OF SERVICE

Docket No. 090001-EI

I HEREBY CERTIFY that a true copy of Progress Energy Florida, Inc.'s FPSC 423 Forms for the month of November, 2009 have been furnished to the following individuals via U.S. Mail on this 11th day of January, 2010.



Attorney

James W. Brew
Brickfield, Burchette, Ritts & Stone, P.C.
1025 Thomas Jefferson St. NW
8th Floor, West Tower
Washington, DC 20007-5201

Keino Young
Lisa Bennett, Esq.
Florida Public Service Commission
2540 Shumard Oak Blvd.
Tallahassee, FL 32399-0850

Lee L. Willis, Esq.
James D. Beasley, Esq.
Ausley & McMullen
P.O. Box 391
Tallahassee, FL 32302

Susan D. Ritenour
Gulf Power Company
One Energy Place
Pensacola, FL 32520-0780

Jeffrey A. Stone
Russell A. Badders
Steven R. Griffin
Beggs & Lane
P.O. Box 12950
Pensacola, FL 32591

Ms. Paula K. Brown
Regulatory Affairs
Tampa Electric Company
P.O. Box 111
Tampa, FL 33601-0111

Norman Horton, Jr.
Messer, Caparello & Self, P.A.
P.O. Box 15579
Tallahassee, FL 32317

Joseph A. McGlothlin, Esq.
Office of Public Counsel
111 W. Madison St., Room 812
Tallahassee, FL 32399

Florida Industrial Power Users Group
John W. McWhirter, Jr.
McWhirter, Reeves & Davidson, P.A.
PO Box 3350
Tampa, FL 33601-3350

Curtis Young
Florida Public Utilities Company
P.O. Box 3395
West Palm Beach, FL 33402-3395

Florida Power & Light Co.
John T. Butler
700 Universe Blvd.
Juno Beach, FL 33408-0420

Charlie Beck
Office of Public Counsel
111 W. Madison Street, #812
Tallahassee, FL 32399-1400

Florida Power & Light Co.
R. Wade Litchfield
215 s. Monroe Street, Suite 810
Tallahassee, FL 32301-1859

Progress Energy Florida, Inc.
Docket No. 090001-EI

Request for Specified Confidential Treatment

423 Forms for November, 2009

CONFIDENTIAL COPY

(Confidential information denoted with shading)

DOCUMENT NUMBER-DATE

00304 JAN 13 9


FPSC-COMMISSION CLERK

MONTHLY REPORT OF COST AND QUALITY OF OIL FOR ELECTRIC PLANTS
ORIGIN, VOLUME, DELIVERED PRICE AND AS RECEIVED QUALITY



Report For: 11/2009
Reporting Company: Florida Power Corporation

NAME, TITLE, TELEPHONE NUMBER OF CONTACT PERSON CONCERNING DATA
SUBMITTED ON THIS FORM: Kelly Jo Irons, Associate Business Financial Analyst, (919) 546-5028

Signature of Official Submitting Report: 
Jon Putnam - Sr. Business Financial Analyst

DATE COMPLETED: 12/21/2009

Line No.	Plant name	Supplier Name	Shipping Point	Purchase Type	Point of Delivery	Date of Delivery	Type Fuel Oil	Sulfur Level (%)	BTU Content (Btu/gal)	Volume (Bbls)	Delivered Price (\$/Bbl)
(a)	(b)	(c)	(d)	(e)	(f)	(g)	(h)	(i)	(j)	(k)	(l)
1	Anclote	Transfer Facility	Martin Gas Terminal	N/A	FACILITY	11/2009	FO2	0.04	139,524	532.5	\$112.6180
2	Avon Park Peakers	Transfer Facility	Martin Gas Terminal	N/A	FACILITY	11/2009	FO2	0.04	139,524	2,111.8	\$113.3250
3	Bartow Steam Plant	Oil Recovery Inc	Bainbridge, GA	S	FACILITY	11/2009	FO5	0.23	139,245	6,276.1	\$30.3275
4	Bartow Steam Plant	RIO Energy International Inc.	Houston, TX	LTC	FACILITY	11/2009	FO6	1.34	153,721	116,446.7	\$75.9630
5	Crystal River	Transfer Facility	Martin Gas Terminal	N/A	FACILITY	11/2009	FO2	0.03	130,071	5,283.2	\$113.5870
6	Intersession City Peakers	Mansfield Oil Company of Gainesville Inc.	Tampa, FL	LTC	FACILITY	11/2009	FO2	0.00	137,313	9,876.6	\$89.2001
7	Martin Gas Terminal	Martin Product Sales	Pascagoula, MS	S	FACILITY	11/2009	FO2	0.04	139,524	22,637.7	\$89.2297

DOCUMENT NUMBER-DATE
00304 JAN 13 09
FPSC-COMMISSION CLERK

MONTHLY REPORT OF COST AND QUALITY OF COAL FOR ELECTRIC PLANTS
ORIGIN, TONNAGE, DELIVERED PRICE AND AS RECEIVED QUALITY



Report For: 11/2009
Reporting Company: Florida Power Corporation
Plant Name: Crystal River

NAME, TITLE, TELEPHONE NUMBER OF CONTACT PERSON CONCERNING DATA
SUBMITTED ON THIS FORM: Kelly Jo Irons, Associate Business Financial Analyst, 919) 548-5028
Signature of Official Submitting Report: *[Signature]*

Denise Hards - Lead Business Financial Analyst

DATE COMPLETED 12/30/2009

Line No.	Supplier Name	Mine Location	Purchase Type	Transportation Mode	Number Primary Shipping Units	Tons	Effective Purchase Price (\$/Ton)	Total Transportation Cost (\$/Ton)	F.O.B. Plant Price (\$/Ton)	As Received Coal Quality			
										Percent Sulfur (%)	BTU Content (BTU/LB)	Percent Ash (%)	Percent Moisture (%)
(a)	(b)	(c)	(d)	(e)	(f)	(g)	(h)	(i)	(j)	(k)	(l)	(m)	(n)
1	Alpha Coal Sales Co. LLC	8, KY, 119	LTC	UR	2	22,856.3			\$144.276	0.69	12,829	8.55	5.48
2	B&W Resources Inc	8, KY, 51	LTC	UR	2	23,377.9			\$140.054	1.02	12,187	12.04	6.08
3	B&W Resources Inc	8, KY, 51	MTC	UR	2	11,635.7			\$77.692	1.02	12,117	11.90	6.36
4	Constellation Energy Commodities Group Inc.	8, KY, 195	MTC	UR	2	23,407.5			\$81.854	1.05	12,436	10.63	6.27
5	Constellation Energy Commodities Group Inc.	8, WV, 5	MTC	UR	1	11,629.0			\$82.902	0.88	12,547	9.92	6.11
6	ICG LLC	8, KY, 193	MTC	UR	4	34,710.3			\$78.080	1.07	12,118	12.14	5.82
7	ICG LLC	8, VA, 105	LTC	UR	2	22,584.8			\$146.562	0.96	12,404	9.44	7.44
8	Massey Utility Sales Company	8, WV, 5	LTC	UR	1	11,841.5			\$78.521	0.77	12,062	12.88	6.58
9	Massey Utility Sales Company	8, WV, 5	LTC	UR	1	10,669.7			\$82.636	0.89	12,338	12.15	7.07
10	Transfer Facility	N/A	N/A	OB	7	112,468.9			\$84.221	0.58	11,535	11.31	9.62
11	Transfer Facility	N/A	N/A	OB	7	112,532.0			\$91.973	0.59	11,472	11.84	10.08

MONTHLY REPORT OF COST AND QUALITY OF COAL FOR ELECTRIC PLANTS
ORIGIN, TONNAGE, DELIVERED PRICE AND AS RECEIVED QUALITY



Report For: 11/2009
Reporting Company: Florida Power Corporation
Plant Name: IMT (Intl Marine Terminal)

NAME, TITLE, TELEPHONE NUMBER OF CONTACT PERSON CONCERNING DATA
SUBMITTED ON THIS FORM: Kelly Jo Irons, Associate Business Financial Analyst, (813) 546-5028
Signature of Official Submitting Report: *[Handwritten Signature]*

Denise Hards - Lead Business Financial Analyst

DATE COMPLETED 12/30/2009

As Received Coal Quality

Line No.	Supplier Name	Mine Location	Purchase Type	Transportation Mode	Number Primary Shipping Units	Tons	Effective Purchase Price (\$/Ton)	Total Transportation Cost (\$/Ton)	F.O.B. Plant Price (\$/Ton)	As Received Coal Quality			
										Percent Sulfur (%)	BTU Content (BTU/LB)	Percent Ash (%)	Percent Moisture (%)
(a)	(b)	(c)	(d)	(e)	(f)	(g)	(h)	(i)	(j)	(k)	(l)	(m)	(n)
1	Apex Coal Sales	8,WV,45	LTC	RB	8	3,614.5	[REDACTED]	[REDACTED]	\$52.470	0.50	9,775	27.44	7.50
2	Constellation Energy Commodities Group Inc.	8,WV,45	S	RB	9	10,793.7	[REDACTED]	[REDACTED]	\$74.384	1.01	11,965	11.81	7.76
3	Oak Hill Corporation	N/A	LTC	RB	12	7,211.1	[REDACTED]	[REDACTED]	\$105.209	1.52	11,982	10.97	7.64
4	Patriot Coal Sales	8,WV,39	LTC	RB	25	12,221.4	[REDACTED]	[REDACTED]	\$74.207	0.64	12,035	13.56	6.35

MONTHLY REPORT OF COST AND QUALITY OF COAL FOR ELECTRIC PLANTS
ORIGIN, TONNAGE, DELIVERED PRICE AND AS RECEIVED QUALITY



Report For: 11/2009
Reporting Company: Florida Power Corporation
Plant Name: US United Bulk Terminal

NAME, TITLE, TELEPHONE NUMBER OF CONTACT PERSON CONCERNING DATA

SUBMITTED ON THIS FORM: Kelly Jo Irons, Associate Business Financial Analyst, (919) 546-5600

Signature of Official Submitting Report: *[Signature]*

Denise Hards - Lead Business Financial Analyst

DATE COMPLETED 12/30/2009

Line No.	Supplier Name	Mine Location	Purchase Type	Transportation Mode	Number Primary Shipping Units	Tons	Effective Purchase Price (\$/Ton)	Total Transportation Cost (\$/Ton)	F.O.B. Plant Price (\$/Ton)	As Received Coal Quality			
										Percent Sulfur (%)	BTU Content (BTU/LB)	Percent Ash (%)	Percent Moisture (%)
1	Apex Coal Sales	8,WV,45	LTC	RB	4	6,912.3			\$50.670	0.52	9,843	28.21	5.88
2	Coalsales LLC	17,CO,107	LTC	RB	44	63,713.1			\$86.885	0.47	11,075	10.03	11.11
3	Coalsales LLC	17,CO,107	LTC	RB	27	37,753.4			\$105.377	0.46	10,943	10.45	11.71
4	Constellation Energy Commodities Group Inc.	8,WV,45	S	RB	5	9,226.9			\$73.298	0.89	11,930	13.19	7.64
5	Keystone Industries LLC	8,WV,39	MTC	RB	4	7,026.7			\$75.301	0.68	12,235	11.81	7.11
6	Magnum Coal Sales LLC	8,WV,45	LTC	RB	23	29,352.8			\$70.139	0.66	12,087	12.27	7.35
7	Oak Hill Corporation	N/A	LTC	RB	6	10,409.2			\$101.507	0.97	12,015	10.12	8.27
8	Patriot Coal Sales	8,WV,39	LTC	RB	22	39,255.3			\$70.316	0.66	12,070	13.14	5.99

MONTHLY REPORT OF COST AND QUALITY OF COAL FOR ELECTRIC PLANTS
ORIGIN, TONNAGE, DELIVERED PRICE AND AS RECEIVED QUALITY



Report For: 11/2009
Reporting Company: Florida Power Corporation
Plant Name: Crystal River

NAME, TITLE, TELEPHONE NUMBER OF CONTACT PERSON CONCERNING DATA
SUBMITTED ON THIS FORM: Kelly Jo Irons, Associate Business Financial Analyst (919) 546-5028
Signature of Official Submitting Report: *Kelly Jo Irons*

Denise Hards - Lead Business Financial Analyst

DATE COMPLETED 12/30/2009

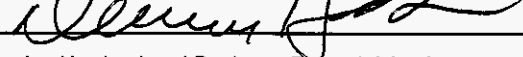
Line No.	Supplier Name	Mine Location	Purchase Type	Tons	F.O.B Mine Price (\$/Ton)	Short Haul & Loading Charges (\$/Ton)	Original Invoice Price (\$/Ton)	Retro-active Price Inc(Dec) (\$/Ton)	Base Price (\$/Ton)	Quality Adjust-ments (\$/Ton)	Effective Purchase Price (\$/Ton)
(a)	(b)	(c)	(d)	(e)	(f)	(g)	(h)	(i)	(j)	(k)	(l)
1	Alpha Coal Sales Co. LLC	8,KY,119	LTC	22,856.3		\$0.000		\$0.000			
2	B&W Resources Inc	8,KY,51	LTC	23,377.9		\$0.000		\$0.000			
3	B&W Resources Inc	8,KY,51	MTC	23,026.2		\$0.000		\$0.000			
4	Constellation Energy Commodities Group Inc.	8,KY,195	MTC	23,407.5		\$0.000		\$0.000			
5	Constellation Energy Commodities Group Inc.	8,WV,45	MTC	11,578.9		\$0.000		\$0.000			
6	Constellation Energy Commodities Group Inc.	8,WV,5	MTC	11,629.0		\$0.000		\$0.000			
7	ICG LLC	8,KY,193	MTC	34,991.8		\$0.000		\$0.000			
8	ICG LLC	8,VA,105	LTC	22,584.8		\$0.000		\$0.000			
9	Massey Utility Sales Company	8,WV,5	LTC	11,841.5		\$0.000		\$0.000			
10	MC Mining LLC	8,KY,195	LTC	11,391.6		\$0.000		\$0.000			

MONTHLY REPORT OF COST AND QUALITY OF COAL FOR ELECTRIC PLANTS
ORIGIN, TONNAGE, DELIVERED PRICE AND AS RECEIVED QUALITY



Report For: 11/2009
Reporting Company: Florida Power Corporation
Plant Name: IMT (Intl Marine Terminal)

NAME, TITLE, TELEPHONE NUMBER OF CONTACT PERSON CONCERNING DATA
SUBMITTED ON THIS FORM: Kelly Jo Irons, Associate Business Financial Analyst, (919) 546-5028

Signature of Official Submitting Report: 
Denise Hards - Lead Business Financial Analyst

DATE COMPLETED 12/30/2009

Line No.	Supplier Name	Mine Location	Purchase Type	Tons	F.O.B Mine Price (\$/Ton)	Short Haul & Loading Charges (\$/Ton)	Original Invoice Price (\$/Ton)	Retro-active Price Inc(Dec) (\$/Ton)	Base Price (\$/Ton)	Quality Adjust-ments (\$/Ton)	Effective Purchase Price (\$/Ton)
(a)	(b)	(c)	(d)	(e)	(f)	(g)	(h)	(i)	(j)	(k)	(l)
1	Apex Coal Sales	8,WV,45	LTC	14,131.0		\$0.000		\$0.000			
2	Constellation Energy Commodities Group Inc.	8,WV,45	S	16,182.7		\$0.000		\$0.000			
3	Oak Hill Corporation	N/A	LTC	20,904.7		\$0.000		\$0.000			
4	Patriot Coal Sales	8,WV,39	LTC	41,156.0		\$0.000		\$0.000			

MONTHLY REPORT OF COST AND QUALITY OF COAL FOR ELECTRIC PLANTS
ORIGIN, TONNAGE, DELIVERED PRICE AND AS RECEIVED QUALITY



Report For: 11/2009
Reporting Company: Florida Power Corporation
Plant Name: US United Bulk Terminal

NAME, TITLE, TELEPHONE NUMBER OF CONTACT PERSON CONCERNING DATA
SUBMITTED ON THIS FORM: Kelly Jo Irons, Associate Business Financial Analyst, (919) 546-5028
Signature of Official Submitting Report: *[Signature]*

Denise Hards - Lead Business Financial Analyst

DATE COMPLETED 12/30/2009

Line No.	Supplier Name	Mine Location	Purchase Type	Tons	F.O.B Mine Price (\$/Ton)	Short Haul & Loading Charges (\$/Ton)	Original Invoice Price (\$/Ton)	Retro-active Price Inc(Dec) (\$/Ton)	Base Price (\$/Ton)	Quality Adjust-ments (\$/Ton)	Effective Purchase Price (\$/Ton)
(a)	(b)	(c)	(d)	(e)	(f)	(g)	(h)	(i)	(j)	(k)	(l)
1	Coalsales LLC	17,CO,107	LTC	29,907.5		\$0.000		\$0.000			
2	Coalsales LLC	17,CO,107	LTC	34,609.8		\$0.000		\$0.000			
3	Keystone Industries LLC	8,WV,39	MTC	1,724.8		\$0.000		\$0.000			
4	Magnum Coal Sales LLC	8,WV,45	LTC	20,580.9		\$0.000		\$0.000			

